



昆明滇池水務股份有限公司

Kunming Dianchi Water Treatment Co., Ltd.

(於中華人民共和國註冊成立的股份有限公司)

(A joint stock company incorporated in
the People's Republic of China with limited liability)

股份代號 STOCK CODE: 3768

2023 中期報告

INTERIM REPORT

臻於至善 源遠流長
CONSUMMATION & SUSTAINABILITY

CONTENTS

目錄

2	CHAPTER ONE 第一章	CORPORATE INFORMATION 公司資料
5	CHAPTER TWO 第二章	LETTER FROM THE CHAIRPERSON 董事長致辭
9	CHAPTER THREE 第三章	DEFINITIONS 釋義
13	CHAPTER FOUR 第四章	GLOSSARY OF TECHNICAL TERMS 技術詞彙
15	CHAPTER FIVE 第五章	SUMMARY OF FINANCIAL AND OPERATING DATA 財務及經營數據摘要
17	CHAPTER SIX 第六章	MANAGEMENT DISCUSSION AND ANALYSIS 管理層討論與分析
47	CHAPTER SEVEN 第七章	CORPORATE GOVERNANCE AND OTHER INFORMATION 企業管治及其他資料
57	CHAPTER EIGHT 第八章	INTERIM FINANCIAL INFORMATION 中期財務資料

CHAPTER ONE CORPORATE INFORMATION

第一章 公司資料

REGISTERED NAME OF THE COMPANY 公司法定名稱	Kunming Dianchi Water Treatment Co., Ltd.	昆明滇池水務股份有限公司
REGISTERED OFFICE AND HEADQUARTERS IN THE PRC 中國註冊地址及總部	Wastewater Treatment Plant No. 7 Kunming Dianchi Tourist Resort Yunnan Province PRC	中國雲南省昆明市 滇池旅遊度假區 第七污水處理廠
PRINCIPAL PLACE OF BUSINESS IN HONG KONG 香港主要營業點	Room 1901, 19/F, Lee Garden One 33 Hysan Avenue Causeway Bay Hong Kong	香港 銅鑼灣 希慎道33號 利園一期19樓1901室
WEBSITE OF THE COMPANY 公司網站	www.kmdcwt.com	www.kmdcwt.com
STOCK CODE 股份代號	03768	03768
LEGAL REPRESENTATIVE OF THE COMPANY 公司法定代表人	Mr. Zeng Feng	曾鋒先生
AUTHORIZED REPRESENTATIVES 授權代表	Mr. Chiu Ming King <i>FCG, HKFCG</i> Mr. Chen Changyong	趙明璟先生 <i>FCG, HKFCG</i> 陳昌勇先生
COMPANY SECRETARY 公司秘書	Mr. Chiu Ming King <i>FCG, HKFCG</i>	趙明璟先生 <i>FCG, HKFCG</i>
INDEPENDENT AUDITOR 獨立審計師	Mazars CPA Limited 42/F, Central Plaza Wanchai Hong Kong	中審眾環(香港)會計師事務所有限公司 香港灣仔中環廣場42樓
HONG KONG LEGAL ADVISER TO THE COMPANY 公司香港法律顧問	Jingtian & Gongcheng LLP Suites 3203-3207, 32/F Edinburgh Tower The Landmark 15 Queen's Road Central Central Hong Kong	競天公誠律師事務所有限法律責任合夥 香港中環皇后大道中15號 置地廣場公爵大廈 32樓3203至3207室

**PRC LEGAL ADVISER
TO THE COMPANY**
公司中國法律顧問

Yunnan Jianguang Law Firm
14th Floor, Block 2, Nanyuecheng
Guangfu Road
Xishan District
Kunming, Yunnan Province
PRC

雲南建廣律師事務所
中國雲南省昆明市
西山區廣福路
南悅城2棟14樓

H SHARE REGISTRAR
H股股份登記處

Tricor Investor Services Limited
17/F, Far East Finance Centre
16 Harcourt Road
Hong Kong

卓佳證券登記有限公司
香港夏愨道16號
遠東金融中心17樓

BOARD OF DIRECTORS
董事會

Executive Directors
執行董事

Mr. Zeng Feng (*Chairperson*) 曾鋒先生(董事長)
Mr. Chen Changyong (*General manager*) 陳昌勇先生(總經理)

Non-executive Directors
非執行董事

Mr. Xu Jingdong 徐景東先生
Mr. Zhou Jianbo 周建波先生
Mr. Zhang Yang 張洋先生

Independent Non-executive Directors
獨立非執行董事

Ms. Wang Dongfang 王東方女士
Ms. Zheng Dongyu 鄭冬渝女士
Mr. Ong King Keung 王競強先生

BOARD COMMITTEES
董事會轄下委員會

Audit Committee
審計委員會

Ms. Wang Dongfang (*Chairperson*) 王東方女士(主任委員)
Ms. Zheng Dongyu 鄭冬渝女士
Mr. Ong King Keung 王競強先生

**Remuneration and Appraisal
Committee**
薪酬與考核委員會

Mr. Ong King Keung (*Chairperson*) 王競強先生(主任委員)
Mr. Zeng Feng 曾鋒先生
Ms. Wang Dongfang 王東方女士

Nomination Committee
提名委員會

Ms. Zheng Dongyu (*Chairperson*) 鄭冬渝女士(主任委員)
Mr. Zeng Feng 曾鋒先生
Mr. Ong King Keung 王競強先生

CHAPTER ONE CORPORATE INFORMATION

第一章 公司資料

Strategy and Investment Decision Committee

戰略與投資決策委員會

Mr. Zeng Feng (*Chairperson*)

Mr. Chen Changyong

Ms. Wang Dongfang

曾鋒先生(主任委員)

陳昌勇先生

王東方女士

BOARD OF SUPERVISORS

監事會

Mr. Na Zhiqiang (*Chairperson*)

Mr. Yao Jianhua

Mr. Shao Wei

那志強先生(主席)

姚建華先生

邵偉先生

PRINCIPAL BANKS

主要往來銀行

China Construction Bank

中國建設銀行

Kunming Chengnan Sub-branch

昆明城南支行

China Everbright Bank

中國光大銀行

Kunming Beijing Road Sub-branch

昆明北京路支行

Industrial Bank

興業銀行

Kunming Branch

昆明分行

China Minsheng Bank

中國民生銀行

Kunming Dianchi Road Sub-branch

昆明滇池路支行

Agricultural Bank of China

中國農業銀行

Kunming Resort Sub-branch

昆明度假區支行

Bank of Communications

交通銀行

Yunnan Branch

雲南省分行

Bank of China

中國銀行

Kunming Guandu Sub-branch

昆明官渡支行

China Merchants Bank

招商銀行

Kunming Shijicheng Sub-branch

昆明世紀城支行

CITIC Bank

中信銀行

Kunming Ankang Road Sub-branch

昆明安康路支行

Shanghai Pudong Development Bank

上海浦東發展銀行

Kunming Branch

昆明分行

HengFeng Bank

恒豐銀行

Kunming Nanya Sub-branch

昆明南亞支行

Dear Shareholders,

The year of 2023 is the inaugural year for the full implementation of the spirit of the 20th National Congress of the Communist Party of the PRC, and a critical year to continue the implementation of the 14th Five-Year Plan. Kunming Dianchi Water Treatment Co., Ltd. (the “**Company**”) firmly upheld and practiced the idea of “lucid waters and lush mountains are invaluable assets” based on the theme of “maintaining stability, preventing risks, promoting reforms, and enhancing quality and efficiency”, and persisted in seeking progress while maintaining stability, thereby facilitating the Company to make new progress in high-quality development.

PERFORMANCE REVIEW:

In the first half of 2023, guided by its strategic objectives, the Company focused on the development of its core business, strived to enhance its overall operational efficiency, and ensured effective prevention and control of risks and stable operation. For the six months ended 30 June 2023, the Company’s revenue amounted to RMB862.8 million, representing a decrease of 5.1% as compared to the same period of last year; net profit attributable to Shareholders was approximately RMB165.9 million, representing a decrease of 9.2% as compared to the same period of last year, and basic earnings per share was approximately RMB0.16.

尊敬的各位股東：

2023年是全面貫徹落實黨的二十大精神的開局之年，是實施「十四五」規劃承上啟下的關鍵一年，昆明滇池水務股份有限公司（「**公司**」）牢固樹立和踐行綠水青山就是金山銀山的理念，以「保穩定，防風險，促改革，提質效」為主題，堅持穩字當頭、穩中求進，推進公司高質量發展實現新跨越。

業績回顧：

2023年上半年，公司以戰略目標為引領，聚焦核心主業發展，努力提升整體營運效益，保證風險可控、經營平穩運行。2023年6月30日止六個月，公司營業收入為人民幣862.8百萬元，較上年同期下降5.1%；股東應佔淨利潤約為人民幣165.9百萬元，較上年同期下降9.2%，基本每股收益約為人民幣0.16元。

CHAPTER TWO LETTER FROM THE CHAIRPERSON

第二章 董事長致辭

In terms of main business, the Company persisted in prioritising quality and efficiency, with emphasis on the operational aspect as the core of projects. In the first half of 2023, the wastewater treatment plants operated by the Company processed 329.2 million cubic meters of wastewater, and supplied 70.4 million cubic meters of water (including running water and reclaimed water). The overall passing rate of the quality of water supplied met relevant standards, treated water was steadily discharged in compliance with wastewater treatment standards, energy consumption indicators were controlled within reasonable ranges, and 99.4% of the designed capacity of wastewater treatment met the national Class I Category A standard.

In terms of project operation, the Company further strengthened the construction of its operation management system. By adjusting water prices, settling receivables and payables, conducting upgrade and transformation, conserving energy and reducing consumption, and implementing strict reward and punishment measures, the Company effectively enhanced the quality and performance of its existing assets. Meanwhile, the Company strengthened the accounting analysis of operating costs for all operational projects, and actively sought moderate and reasonable cost control measures to ensure reasonable control of selling expenses and administrative expenses.

In terms of project construction, the Company continued to plan and reserve high-quality projects by analyzing the development trend of the industry based on the national economic situation and focusing on the Company's strategic objectives and overall development. In addition, the Company strengthened the full life-cycle management of projects in operation, made scientific plans, continued to tackle challenges, strengthened the comprehensive management of quality, progress, cost and safety, and made great efforts to facilitate acceptance inspection, settlement and finalization of the projects, thereby ensuring the safe, stable and orderly construction of all projects under construction.

主營業務方面，公司始終堅持質量第一、效益優先，強調把運營環節作為項目核心。2023年上半年，公司自營污水處理廠實現污水處理量329.2百萬立方米，實現供水(含自來水和再生水)量70.4百萬立方米，供水水質綜合合格率全面達標，污水處理持續穩定達標排放，各項能耗指標均控制在合理範圍內，設計污水處理能力的99.4%達到國家一級A類排放標準。

項目運營方面，公司進一步強化運營管理體系建設，利用調整水價、清收清欠、提標改造、節能降耗、嚴格獎罰措施等方式和手段，有效提升了公司存量資產的質量和創效能力。同時，公司加強對全部運營項目運營成本費用的核算分析，積極尋求適度、合理的成本控制空間，使銷售費用和管理費用均得到了合理控制。

項目建設方面，公司結合國家經濟形勢，研判行業發展趨勢，聚焦公司戰略目標和發展全局，持續謀劃儲備高質量項目。同時加強已落地項目全生命週期管理，科學謀劃、持續攻堅，加強質量、進度、成本、安全等全方位管理，著力推動項目竣工驗收、結算決算等關鍵環節，確保各在建工程安全平穩有序建設。

As for talent cultivation, the Company strengthened talent recruitment and training management, improved its internal training system, and continued to refine its performance appraisal and job responsibility system, so as to continuously improve its overall capability in team operation and management. The Company continued to improve the talent selection and recruitment mechanism, enhanced the quality of talents recruited, made precise and effective matches, and provided effective support to talent development. By deepening the reform of the performance management system, the Company clarified the responsibility targets and key tasks, signed target responsibility letters, established a mechanism linking remuneration and profitability, and insisted on target-oriented and result-oriented management. The Company also relied on facts and data to make its decisions, strived to deliver practical results, and implemented a scientific compensation allocation system to stimulate motivation, initiative and creativity among its employees.

In respect of financial resources, the Company attached great importance to cash flow management, continued to put great efforts in management and control of receivables, actively expanded financing channels, optimized the budgetary allocation of funds, enhanced capital efficiency and strived to improve its cash flow position. In the future, the Group will continue to expand its financing channels and accelerate the revitalisation of under-performing assets in order to reduce financing costs, improve its debt structure and diversify its financing channels.

PROSPECTS:

At present, the foundation for economic recovery in China remains fragile, and achieving a substantial turnaround in overall economic performance still demands significant efforts. In the future, the Company will continue to uphold the general keynote of “seeking progress while maintaining stability”, and adhere to the major tasks of “maintaining stability, preventing risks, promoting reforms, and enhancing quality and efficiency”. The main focus will be on transforming work styles, improving efficiency, promoting reform, and strengthening management, and reform and innovation will serve as the fundamental driving force. The Company will strive to balance development and safety, proactively prevent and mitigate significant risks, devote significant efforts in ensuring stability and promoting growth, explore various means to generate revenue and reduce costs, and implement multiple measures to enhance quality and efficiency, thereby ensuring steady and healthy development of the Company.

人才隊伍建設方面，公司加強人才任用和培養管理，內部培訓系統不斷完善，績效考核以及崗位責任制度不斷細化，整體團隊運營和管理能力得到不斷提升。公司持續完善選聘機制，提升引才質量，精準有效匹配，保障人才發展。深化績效管理體系變革，明確責任目標、重點工作，全面簽訂目標責任書，建立薪酬與效益聯動機制，堅持目標導向、結果管理，以事實和數據說話，務求實效，實施科學的薪酬分配制度，激發積極性、主動性和創造性。

財務資源方面，公司高度重視現金流管理，持續加強應收賬款管控力度，積極拓寬融資渠道，優化資金預算配置方案，提升資金效益，力爭改善現金流狀況。未來，公司將繼續通過拓展更多融資渠道和加快盤活低效資產等多種方式以降低融資成本及改善負債結構，豐富融資路徑。

未來展望：

目前中國經濟恢復的基礎尚不牢固，推動經濟運行整體好轉仍需要付出巨大努力。未來，公司將繼續秉持「穩字當頭，穩中求進」的工作總基調，堅守「保穩定，防風險，促改革，提質效」的工作主題，以轉作風提效能促改革強管理為主線，以改革創新為根本動力，統籌發展和安全，防範化解重大風險，千方百計保穩定，全力以赴促增長，想方設法開源節流，多措並舉提質增效，確保公司平穩健康發展。

CHAPTER TWO LETTER FROM THE CHAIRPERSON

第二章 董事長致辭

The Company will continue to optimize the management of existing projects and identify high-quality projects, so as to promote the transformation towards investment in specialized and high-quality projects, thus bringing sustainable and stable income to the Company. In addition, the Company will pay close attention to market changes and actively respond to the latest national and regional policies. It will continue to develop steadily in its wastewater treatment business with a focus on key diversified technical areas such as advanced wastewater treatment, sludge resource utilization, and comprehensive utilization of reclaimed water, implement high-quality projects and expand its presence in the ecological and environmental protection industry chain. By revitalizing existing resources, capitalizing on incremental business, and improving its operational quality, the Company will continue to stimulate endogenous growth momentum and proactively enhance its operating efficiency.

Last but not least, on behalf of the Board of Directors, I would like to express my sincere gratitude to the management and staff of the Company for their hard work and outstanding contributions, and to all Shareholders, investors, customers, partners and friends from various sectors of the society for their long-term understanding, support, trust and companionship to the Company.

Zeng Feng
Chairperson

一方面，公司將持續優化現有項目的管理，同時精選優質高質量項目，推動投資領域向「專精化」轉變，為公司帶來持續穩定的收益；另一方面，公司將密切留意市場變化，並積極配合國家及地區的最新政策，在污水處理業務上繼續穩步發展，在污水深度處理、污泥資源化利用、再生水綜合利用等多元化關鍵技術領域持續發力，落地優質項目，拓展生態環保產業鏈。盤活存量、用好增量、優化質量，不斷激發內生動力，積極提升公司經營效益。

最後，本人僅代表董事會向公司管理層及全體員工的辛勤努力和卓越貢獻致以誠摯謝意，向長期以來給予公司理解支持和信任陪伴的全體股東、投資人、客戶、合作夥伴和社會各界朋友表示衷心感謝。

曾鋒
董事長

“Anju Group”		Kunming Anju Group Co., Ltd.* (昆明市安居集團有限公司) (formerly known as Kunming Public Rental Housing Development and Construction Management Co., Ltd.* (昆明市公共租賃住房開發建設管理有限公司)), a limited liability company incorporated in the PRC in February 2011, which is directly owned as to 65.05% by Kunming SASAC, and is not a connected person as defined in the Listing Rules
「安居集團」	指	昆明市安居集團有限公司(前稱昆明市公共租賃住房開發建設管理有限公司), 一家於2011年2月在中國註冊成立的有限責任公司, 由昆明市國資委直接持股65.05%, 非上市規則中所定義的關連人士
“Board” or “Board of Directors”		the board of directors of the Company
「董事會」	指	本公司董事會
“China” or “PRC”		the People’s Republic of China
「中國」	指	中華人民共和國
“Company”		Kunming Dianchi Water Treatment Co., Ltd. (昆明滇池水務股份有限公司), a joint stock company established in Yunnan Province, PRC, with limited liability on 23 December 2010 in accordance with PRC laws, and, if the context requires, including its predecessors and subsidiaries
「本公司」或「公司」	指	昆明滇池水務股份有限公司, 一家根據中國法律於2010年12月23日在中國雲南省成立的股份有限公司, 如文義所需, 包括其前身及附屬公司
“Controlling Shareholder”		has the meaning ascribed to it under the Listing Rules and represents Kunming Dianchi Investment Co., Ltd.* (昆明滇池投資有限責任公司), a limited liability company established in Yunnan Province, China on 13 October 2004
「控股股東」	指	具有上市規則所賦予之涵義, 指昆明滇池投資有限責任公司, 一家於2004年10月13日在中國雲南省成立的有限責任公司
“Corporate Governance Code”		the Corporate Governance Code as set out in Appendix 14 of the Listing Rules
「企業管治守則」	指	上市規則附錄十四所載的《企業管治守則》
“Director(s)”		director(s) of the Company
「董事」	指	本公司董事

* For identification purpose only

* 僅供識別

CHAPTER THREE DEFINITIONS

第三章 釋義

“Domestic Share(s)”		ordinary shares in the Company’s share capital with a nominal value of RMB1.00 each, which are subscribed for and paid up in Renminbi by citizens of PRC and/or entities incorporated in PRC
「內資股」	指	本公司股本中每股面值人民幣1.00元的普通股，由中國公民及／或於中國註冊成立之實體以人民幣認購並繳足
“Group” or “we” or “our” or “us”		the Company and its subsidiaries
「本集團」或「我們」	指	本公司及其附屬公司
“H Share(s)”		overseas listed foreign shares in the share capital of the Company with nominal value of RMB1.00 each, which are subscribed for and traded in HK dollars and are listed on the Hong Kong Stock Exchange
「H股」	指	本公司股本中每股面值人民幣1.00元的境外上市外資股，將以港元認購及買賣並於香港聯交所上市
“HK\$”, “Hong Kong dollars”, “HK dollars” or “HKD”		Hong Kong dollars, the lawful currency of Hong Kong
「港元」	指	香港法定貨幣港元
“Hong Kong Stock Exchange” or “Stock Exchange”		The Stock Exchange of Hong Kong Limited, a wholly-owned subsidiary of Hong Kong Exchanges and Clearing Limited
「香港聯交所」或「聯交所」	指	香港聯合交易所有限公司，為香港交易及結算所有限公司的全資附屬公司
“Hongyu Thermal Power”		Liuyang Hongyu Thermal Power Co., Ltd.* (瀏陽市宏宇熱電有限公司), a limited liability company incorporated in the PRC and a subsidiary directly wholly-owned by the Company
「宏宇熱電」	指	瀏陽市宏宇熱電有限公司，於中國註冊成立之有限責任公司，為本公司直接全資擁有的附屬公司
“KADI”		Kunming Agricultural Development Investment Co., Ltd.* (昆明農業發展投資有限公司), a limited liability company incorporated in the PRC on 29 June 2009, which is owned as to approximately 90% by Kunming SASAC, and is not a connected person as defined in the Listing Rules
「昆明農業發展投資」	指	昆明農業發展投資有限公司，一家於2009年6月29日在中國註冊成立的有限責任公司，並由昆明市國資委持股約90%，非上市規則中所定義的關連人士

* For identification purpose only

* 僅供識別

“KDI” or “Kunming Dianchi Investment”		Kunming Dianchi Investment Co. Ltd.* (昆明滇池投資有限責任公司), a company established in Yunnan Province, PRC with limited liability on 13 October 2004, which is a Controlling Shareholder of the Company
「昆明滇池投資」	指	昆明滇池投資有限責任公司，一家於2004年10月13日在中國雲南省成立的有限責任公司，為本公司的控股股東
“Kunming Construction”		Kunming Municipal Urban Construction Investment & Development Co., Ltd.* (昆明市城建投資開發有限責任公司), a limited liability company incorporated in the PRC on 15 May 1997, which is directly owned as to approximately 84.42% by Kunming SASAC, and is not a connected person as defined in the Listing Rules
「昆明城投」	指	昆明市城建投資開發有限責任公司，一家於1997年5月15日在中國註冊成立的有限責任公司，由昆明市國資委直接持股約84.42%，非上市規則中所定義的關連人士
“Kunming DIG”		Kunming Development Investment Group Co., Ltd.* (昆明發展投資集團有限公司), a wholly-state-owned company with limited liability incorporated in the PRC on 27 January 2010, which is wholly owned by Kunming SASAC, held 20,959,760 Domestic Shares of the Company as at the Latest Practicable Date, representing 2.04% of the total share capital of the Company, and is not a connected person as defined in the Listing Rules
「昆明發展投資集團」	指	昆明發展投資集團有限公司，一家於2010年1月27日在中國註冊成立的國有獨資有限責任公司，並由昆明市國資委持有100%股權，於最後可行日期持有本公司20,959,760股內資股，佔本公司總股本的2.04%，非上市規則中所定義的關連人士
“Kunming SASAC”		the State-owned Assets Supervision and Administration Commission of the Kunming People’s Government (昆明市人民政府國有資產監督管理委員會)
「昆明市國資委」	指	昆明市人民政府國有資產監督管理委員會
“Latest Practicable Date”		13 September 2023, the latest practicable date for the inclusion of certain information and data prior to the printing of this report
「最後實際可行日期」	指	2023年9月13日，即本報告付印前於其中納入若干資料及數據的最後實際可行日期

* For identification purpose only
* 僅供識別

CHAPTER THREE DEFINITIONS

第三章 釋義

“Listing Rules”		the Rules Governing the Listing of Securities on the Hong Kong Stock Exchange, as amended, supplemented or otherwise modified from time to time
「上市規則」	指	香港聯交所證券上市規則(經不時修訂、補充或以其他方式修改)
“Model Code”		the Model Code for Securities Transactions by Directors of Listed Issuers as set out in Appendix 10 of the Listing Rules
「標準守則」	指	上市規則附錄十所載的《上市發行人董事進行證券交易的標準守則》
“Prospectus”		the prospectus of the Company dated 24 March 2017 in relation to the initial public offering and the Listing of H Shares on the Stock Exchange
「招股說明書」	指	日期為2017年3月24日有關首次公开发售及H股於聯交所上市的本公司招股章程
“Reporting Period”		from 1 January 2023 to 30 June 2023
「報告期」	指	2023年1月1日至2023年6月30日止
“RMB” or “Renminbi”		the lawful currency of the PRC. Unless otherwise specified, the values contained in this interim report are denominated in RMB
「人民幣」	指	中國法定貨幣，本中期報告除特別說明外，金額幣種為人民幣
“SFC”		Securities and Futures Commission
「證監會」	指	證券及期貨事務監察委員會
“SFO”		the Securities and Futures Ordinance (Chapter 571 of the Laws of Hong Kong), as amended, supplemented or otherwise modified from time to time
「證券及期貨條例」	指	《證券及期貨條例》(香港法例第571章)(經不時修訂、補充或以其他方式修改)
“Shareholder(s)”		holder(s) of the shares of the Company
「股東」	指	本公司股份持有人

“BOO”		Build-Own-Operate, a project model under which an enterprise undertakes the financing, design, construction of wastewater treatment or water supply facilities. Such facilities are owned by the enterprise, and the enterprise has the right to operate such facilities in the concession period during which the enterprise can charge service fees based on the supplied treated wastewater or running water to cover its costs of investment, operation and maintenance and obtain reasonable returns, according to the concession agreement entered into by the enterprise and the government
「BOO」	指	建設—擁有—經營，一種項目模式，由一家企業承擔融資、設計、建設污水處理或供水設施，有關設施由該企業擁有，該企業有權在特許期間營運有關設施。在特許期間，該企業可根據其與政府所訂立的特許經營權協議按所供應已處理的污水或自來水收取服務費，以收回其投資、營運及維護成本並取得合理回報
“BOT”		Build-Operate-Transfer, a project model whereby, pursuant to a concession agreement entered into by an enterprise and the government, the government grants to the enterprise the rights to undertake the financing, design, construction, operation and maintenance of wastewater treatment or water supply facilities in the concession period, during which the enterprise can charge service fees based on the supplied treated wastewater or water to cover its costs of investment, operation and maintenance and obtain reasonable returns, while upon the expiration of the concession period, the relevant facilities will be transferred back to the government at nil consideration
「BOT」	指	建設—經營—移交，一種項目模式，據此，根據企業與政府訂立的特許經營權協議，政府授權一家企業於特許期間承擔污水處理或供水設施的融資、設計、建設、營運及維護，該企業可於特許期間按所供應已處理污水或水收取服務費以收回其投資、營運及維護成本並取得合理回報，而在特許期間屆滿後，相關設施將無償交回政府
“BT”		Build and Transfer, a project model whereby an enterprise undertakes the financing, design and construction of a facility on behalf of the proprietor(s) for relevant fees to be paid by the proprietor(s) during and upon the completion of the construction
「BT」	指	建設及移交，一種項目模式，一家企業代所有人承擔某項設施的融資、設計及建設，相關費用會於建設時及完成時由所有人支付
“TOO”		Transfer-Own-Operate, a project model whereby an enterprise purchases completed wastewater treatment or water supply facilities from the government and undertakes the operation of such facilities owned by the enterprise in the concession period, during which the enterprise can charge service fees based on the supplied treated wastewater or running water to cover its costs of investment, operation and maintenance and obtain reasonable returns, according to the concession agreement entered into by the enterprise and the government
「TOO」	指	移交—擁有—經營，一種項目模式，據此，企業向政府購買已建成的污水處理或供水設施，並於特許期間承擔其所擁有的設施的營運。在特許期間，該企業可根據其與政府所訂立特許經營權協議按所供應已處理的污水或自來水收取服務費，以收回其投資、營運及維護成本並取得合理回報

CHAPTER FOUR GLOSSARY OF TECHNICAL TERMS

第四章 技術詞彙

“TOT”		Transfer-Operate-Transfer, a project model whereby, pursuant to a concession agreement entered into by an enterprise and the government, the government grants to the enterprise the property rights or operation rights of constructed wastewater treatment or water supply facilities in the concession period, during which the enterprise can charge service fees based on the supplied treated wastewater or running water to cover its costs of investment, operation and maintenance and obtain reasonable returns, while upon the expiration of the concession period, the relevant facilities will be transferred back to the government at nil consideration
「TOT」	指	移交—經營—移交，一種項目模式，據此，根據企業與政府訂立的特許經營權協議，政府將已建成的污水處理或供水設施在特許期間的產權或經營權轉讓給企業。在特許期間，該企業可按所供應已處理的污水或自來水收取服務費，以收回其投資、營運及維護成本並取得合理回報，而在特許期間屆滿後，相關設施將無償交回有關政府
“utilization rate”		the actual volume of water supplied or wastewater treated divided by the designed volume of water supplied or wastewater treated for a given period
「利用率」	指	指定期間的實際供水或污水處理量除以設計供水或污水處理量
“wastewater treatment”		use of physical, chemical and biological methods to remove pollutants from wastewater or to turn pollutants into innocuous substances so that wastewater can reach the standards allowing for it to be discharged into a water body or reused
「污水處理」	指	為使污水達到排入某一水體或再次使用的水質要求，對其採用物理、化學及生物等方法去除污水中的污染物或將污染物化為無毒物質

CHAPTER FIVE SUMMARY OF FINANCIAL AND OPERATING DATA

第五章 財務及經營數據摘要

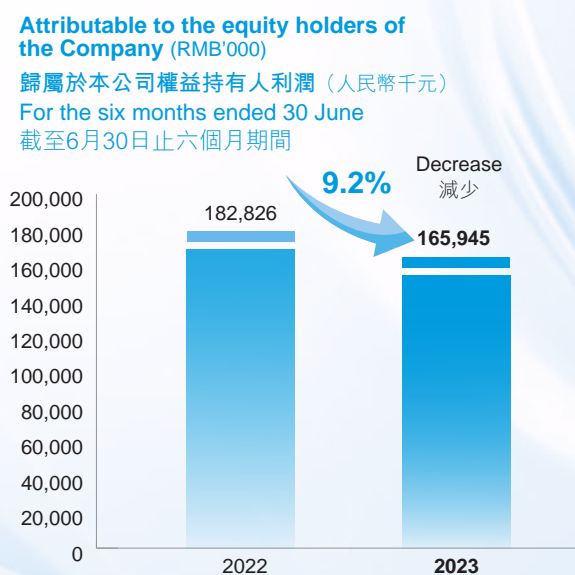
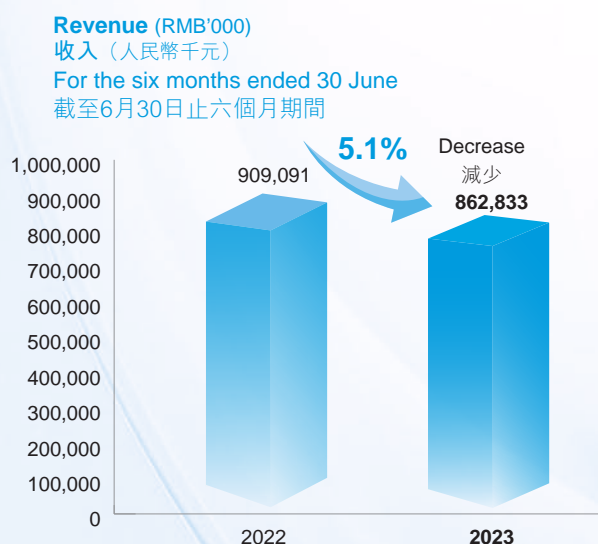
I. FINANCIAL SUMMARY

一、財務摘要

For the six months ended 30 June

截至6月30日止六個月期間

		2023 2023年 RMB'000 人民幣千元 (Unaudited) (未經審計)	2022 2022年 RMB'000 人民幣千元 (Unaudited) (未經審計)
Revenue	收入	862,833	909,091
Profit before tax	稅前利潤	201,423	206,868
Income tax expense	所得稅費用	(34,499)	(23,382)
Profit for the period	期間利潤	166,924	183,486
Attributable to:	歸屬於：		
The equity holders of the Company	本公司權益持有人	165,945	182,826
Non-controlling interests	非控制性權益	979	660
Other comprehensive (loss)/income for the period	期間其他綜合(虧損)/收益	(99)	2,830
Total comprehensive income for the period	期間綜合收益總額	166,825	186,316
Earnings per share for profit attributable to the equity holders of the Company during the period (expressed in RMB per share)	歸屬於本公司權益持有人的期間利潤的每股收益(以每股人民幣元計)		
Basic and diluted earnings per share	基本及稀釋每股收益	0.16	0.18



CHAPTER FIVE SUMMARY OF FINANCIAL AND OPERATING DATA
第五章 財務及經營數據摘要

II. SUMMARY OF OPERATING DATA

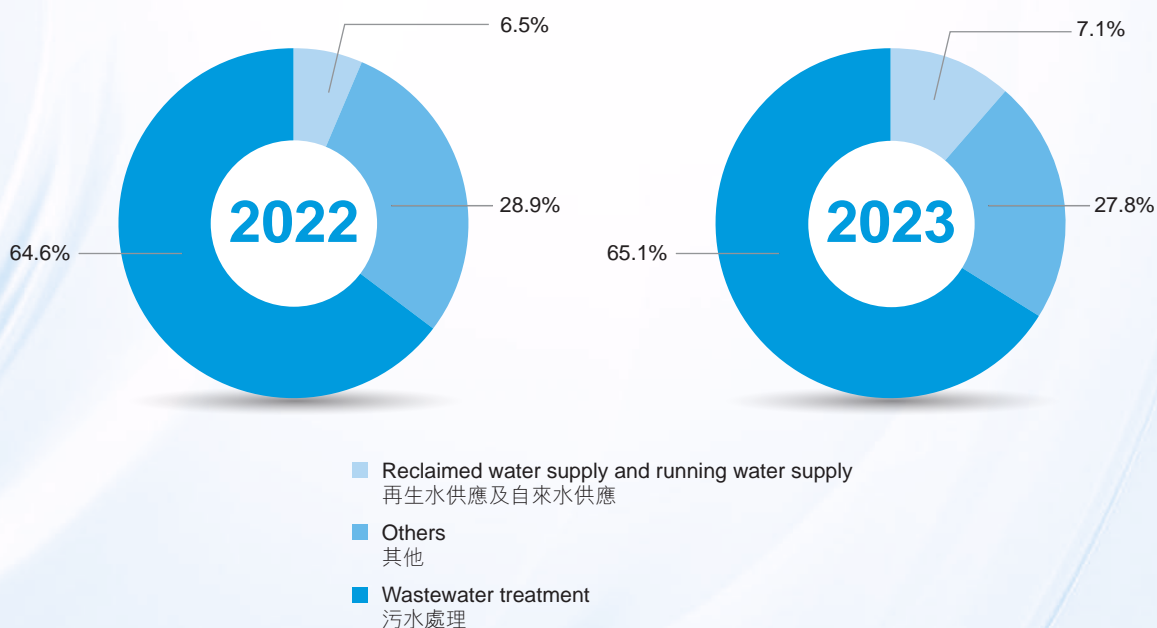
二、經營數據摘要

		As at 30 June 於6月30日	
		2023 2023年	2022 2022年
Capacity ('000 m ³ per day)	產能 (千立方米/日)		
Wastewater treatment	污水處理	2,036	2,043
Reclaimed water supply	再生水供應	237	233
Running water supply	自來水供應	136	131

		For the six months ended 30 June 截至6月30日止六個月期間	
		2023 2023年	2022 2022年
Volume ('000 m ³ per period indicated)	產量 (千立方米/所示期間)		
Wastewater treatment	污水處理	329,239	349,043
Reclaimed water supply	再生水供應	60,533	25,273
Running water supply	自來水供應	9,822	9,017

Percentage of segment revenue
分部收入佔比

For the six months ended 30 June
截至6月30日止六個月期間



I. OPERATING ENVIRONMENT

In the first half of 2023, facing the complicated and challenging international environment as well as the arduous task of domestic reform, development and stabilization, China adhered to the general keynote of seeking progress while maintaining stability, implemented new development concepts in a complete, accurate and comprehensive manner, and fully resumed the normal operation of the economy and society. With effective implementation of macro policies, the national economy as a whole rebounded and improved, facilitating steady progress in high-quality development.

The year of 2023 marks the start of implementing the spirit of the 20th National Congress of the Communist Party of the PRC and is a crucial year for the continuous implementation of the “14th Five-Year Plan”. The Report of the 20th National Congress of the Communist Party of the PRC reaffirmed the strategic mission of ecological civilization construction in China in the new era, proposed that it is necessary to further promote the prevention and control of environmental pollution, persist in treating pollution in a precise, scientific and lawful manner, and continue to fight the battle to defend blue sky, clear water and pure land. The 2023 government work report pointed out that China shall strengthen the protection of the ecological environment and promote green and low-carbon development. China shall adhere to the idea that lucid waters and lush mountains are invaluable assets, improve the ecological civilization system, maintain the balance between development and protection, and continuously enhance the sustainable development capability. From top-level design to institutional protection and resource investment, the state and governments at all levels have consolidated the foundation for sustainable and high-quality development of the industry. With the continuous implementation of the requirements for high-quality development, the increasing demand and intensifying competition in the environmental protection industry, a new pattern is gradually taking shape in the environmental protection market.

一、經營環境

2023年上半年，面對複雜嚴峻的國際環境和艱巨繁重的國內改革發展穩定任務，中國堅持穩中求進工作總基調，完整、準確、全面貫徹新發展理念，經濟社會全面恢復常態化運行，宏觀政策顯效發力，國民經濟整體回升向好，高質量發展穩步推進。

2023年是「二十大」的開局之年，是實施「十四五」規劃承上啟下的關鍵一年。「二十大報告」再次明確了新時代中國生態文明建設的戰略任務，指出要深入推進環境污染防治，堅持精準治污、科學治污、依法治污，持續深入打好藍天、碧水、淨土保衛戰。2023年政府工作報告指出，加強生態環境保護，促進綠色低碳發展。堅持綠水青山就是金山銀山的理念，健全生態文明制度體系，處理好發展和保護的關係，不斷提升可持續發展能力。國家到各級政府從頂層設計到制度保障、資源投入，為行業的可持續高質量發展夯實了基礎。隨著高質量發展要求的不斷推進，環保行業需求不斷升級，競爭持續加劇，新的環保市場格局正在逐步形成。



CHAPTER SIX MANAGEMENT DISCUSSION AND ANALYSIS

第六章 管理層討論與分析

The Company adheres to the strategic guidance of “unitary domination with diversified development”, focuses on wastewater treatment and develops in various business sectors in upstream and downstream industries such as water supply, wastewater recycling and solid waste treatment and disposal. In 2023, facing a complicated and challenging external environment, the Company focuses on the business philosophy of “seeking progress while maintaining stability”. In particular, the Company improves and strengthens its advantages in water treatment operation and promotes the enhancement of quality and efficiency of the water plants in operation. In addition, it accelerates construction progress of the projects at hand. Our concession business model, technology and project execution capabilities have laid the foundation for stable revenues and steady, sustainable and high-quality development.

1. Overview of Wastewater Treatment Industry

Treating water pollution and protecting the water environment are crucial to the future and development of our country. The Report of the 20th National Congress of the Communist Party of the PRC pointed out the need to coordinate the management of water resources, water environment and water ecology, and to promote the protection and management of the ecology of key rivers, lakes and reservoirs. In May 2023, the relevant ministries and commissions of the PRC jointly issued the Plan for Protection of Water Ecology and Environment in Key Watersheds, which specifies the key points for protection and management of important water bodies, and the key tasks for the management of water resources, water environment, and water ecology. With the continuous and in-depth implementation of relevant national policies such as the “Implementation Plan for Improving Shortcomings and Strengthening Weaknesses of Urban Domestic Wastewater Treatment Facilities”, the “14th Five-Year Plan for the Development of Urban Wastewater Treatment and Resource Utilization” and the “Agricultural and Rural Pollution Control Action Plan (2021-2025)”, the development of the wastewater industry is in a favourable external environment with continuous release of benefits from positive policies to promote the continuous and large-scale development of China’s wastewater treatment market.

本公司堅持「一元為主，相關多元發展」的戰略指引，聚焦污水處理，圍繞自來水供應、污水資源化利用、固廢處理處置等上下游產業佈局業務賽道。2023年，在錯綜複雜、充滿挑戰的外部環境中，公司圍繞「穩中求進」的經營理念，一方面做優做強公司在水處理運營業務的優勢，推動運營水廠的提質增效。另一方面加快推進在手項目的建設進度。憑借特許經營的業務模式、技術及項目執行力，為我們取得穩定的收入及平穩可持續高質量發展奠定了基礎。

1. 污水處理行業概況

治理水污染、保護水環境，關係國家未來與發展。「二十大報告」指出統籌水資源、水環境、水生態治理，推動重要河湖庫生態保護治理。2023年5月，國家有關部委聯合印發《重點流域水生態環境問題保護規劃》，明確了重要水體保護治理要點，水資源、水環境、水生態治理重點任務。隨著國家《城鎮生活污水處理設施補短板強弱項實施方案》、《「十四五」城鎮污水處理及資源化利用發展規劃》及《農業農村污染治理攻堅戰行動方案(2021—2025年)》等相關政策的持續深入推進，污水處理行業發展面臨良好的外部環境，政策紅利不斷釋放，推動中國污水處理市場不斷規範化發展。

Meanwhile, in terms of industry standards, the upgrading of wastewater treatment plants has continuously created development potential for the industry. The total volume of wastewater treatment in China is relatively large, but the quality standard of effluent water falls behind the requirements of national high-quality development. With the constantly improving requirements of the society on the quality of the water environment, there are still a large number of wastewater treatment plants in China that need to be upgraded, which will also bring new development space for the overall technological advancement of China's wastewater treatment industry.

In addition, the accelerated progress of industrialization and urbanization in China will also continue to expand the coverage of the wastewater treatment services market. The rapid development of urbanization continues to impose higher service requirements on the wastewater treatment industry. With the increasing efforts of energy saving and emission reduction in China, the total number of wastewater treatment plants put into operation will continue to increase, and the incremental and existing numbers of market-oriented operation services will be stabilized at a high level in the long run.

2. Overview of Reclaimed Water Industry

Reclaimed water is known as the second source of water for cities, and recycling of reclaimed water can greatly alleviate the problem of insufficient natural water resources. Reclaimed water utilization is an effective way to actively explore carbon emission reduction and pollution reduction, which is of great significance in saving water resources, protecting water ecosystems, improving the water environment, reducing carbon emissions, promoting regional economic growth and improving the quality of life of the surrounding population.

同時，行業標準方面，污水處理廠的提標改造為行業進步帶來持續的發展空間。中國的污水處理總量規模較大，但出水水質標準與國家高質量發展要求存在一定的差距。隨著社會對水環境質量要求的不斷提高，中國仍有大批污水處理廠需要進行升級改造，這也將為中國污水處理行業的整體技術進步帶來新的發展空間。

另外，中國工業化和城鎮化進程的加快也將不斷擴大污水處理服務市場的外延。快速發展的城鎮化進程不斷對污水處理行業提出更高的服務要求，隨著國家節能減排力度的加大，投入運行的污水處理廠總數將不斷上升，市場化運營服務的增量 and 保有量兩項指標將長期穩定在高位運行。

2. 再生水行業概況

再生水被譽為城市的第二水源，再生水循環利用可在很大程度上緩解自然水資源不足的問題。再生水利用是積極探索降碳、減污的有效路徑，對於節約水資源、保護水生態、改善水環境、降低碳排放、推動區域經濟增長、提高周邊人民群眾生活品質具有重要意義。

CHAPTER SIX MANAGEMENT DISCUSSION AND ANALYSIS

第六章 管理層討論與分析

In July 2023, the Ministry of Water Resources and the National Development and Reform Commission issued the “Guiding Opinions on Strengthening the Allocation and Utilization of Unconventional Water Resources”, which proposed that by 2035, the utilization rate of reclaimed water in water-scarce cities of prefectural level and above shall reach over 25%, and that the mid- and downstream regions of the Yellow River Basin shall strive to achieve the target of 30%, and that the Beijing-Tianjin-Hebei region shall achieve the development target of over 35%. Under the “Guiding Opinions on Promoting the Recycling and Utilization of Wastewater” and its “1+N” policy system, reclaimed water will gradually be incorporated into the urban water supply system, become subject to the unified allocation of water resources, and be gradually promoted in industrial production, municipal utilities, ecological environment and other fields, and the reclaimed water utilization market will gradually unfold in the “14th Five-Year Plan” period.

3. Overview of Municipal Water Supply Industry

Municipal water supply, as the most basic public utility, will continue to see steady growth in demand for water for residential and production use as China’s economic development and urbanization continue. On the other hand, as the turning point of population size approaches and with the implementation of industrial energy-saving, emission-reducing and water-saving measures, the overall demand growth rate of the mature water supply industry has slowed down. The industry’s development is shifting towards addressing shortcomings, improving quality and increasing efficiency.

At present, the development of water supply business is still facing problems such as unbalanced regional development, disparity between urban and rural development, and insufficient pipeline network development to meet the requirements of high-quality social development. In the future, the development of the industry will create development opportunities in the areas of urban and rural water supply and drainage, inter-regional cooperation, pipeline system construction, improvement of operation and management capabilities of water plants, and establishment of smart water plants, thereby facilitating the sustainable development of the industry.

2023年7月，水利部及國家發改委發佈《關於加強非常規水資源配置利用的指導意見》，提出到2035年，地級及以上缺水城市再生水利用率達到25%以上，黃河流域中下游力爭達到30%，京津冀地區達到35%以上的發展目標。在《關於推進污水資源化利用的指導意見》及其「1+N」政策體系下，再生水將逐步納入城市供水體系，進入水資源統一配置，在工業生產、市政雜用、生態環境等領域逐步推廣，再生水利用市場在「十四五」時期將會逐步釋放。

3. 市政供水行業概況

市政供水作為最基礎的公共設施，隨著中國經濟的持續發展及城鎮化進程的持續推進，居民生活用水和生產用水需求仍將持續穩步增長；另一方面，隨著人口規模拐點到來以及工業節能減排節水建設，使整體上處於成熟期的供水行業需求增速有所放緩，行業發展向補短板、提質增效轉變。

目前，供水業務發展還面臨著區域發展不平衡、城鄉發展有差距、管網發展無法完全滿足社會高質量發展要求等問題。未來，行業發展將在城鄉供排水、跨區域合作、管網體系建設、提高水廠運行管理能力、智慧水廠的打造等方面釋放發展空間，促進行業的可持續發展。



II. DEVELOPMENT STRATEGY AND FUTURE PROSPECTS

Looking ahead to the second half of 2023, the global political and economic situation is expected to remain complicated and uncertain. Domestically, although the economy is recovering, the foundation for sustained development is still fragile, and significant efforts are needed to drive overall improvement in economic performance.

In the future, we will maintain our strategic focus and unwaveringly promote high-quality development. We will focus on quality and efficiency enhancement, strengthen the research and prediction of market conditions, accurately understand the trend of macro-economic policies and economic operation, and persist in professional development, market-oriented operation and refined management. We will focus on the development of our core business, carefully select high-quality projects, promote the “specialized and professional” transformation of our investment areas, and plan and follow up on high-quality capital-saving projects in a targeted manner. At the same time, based on our main business, we will continue to develop our strengths in key technological areas such as in-depth wastewater treatment, sludge recycling, and comprehensive use of reclaimed water, and implement high-quality projects, so as to expand the ecological and environmental protection industry chain. We will also continue to optimize our structure, revitalize existing capacities, and make good use of new capacities, so as to continuously stimulate internal momentum and proactively enhance the Company’s operating efficiency, thereby contributing to increase corporate benefits and contribute to the stable operation of the Company.

二、發展策略及未來展望

展望2023年下半年，世界政治經濟形勢錯綜複雜，國內經濟持續恢復發展的基礎仍不穩固，推動經濟運行整體好轉仍需要付出巨大努力。

未來，我們將保持戰略定力，堅定不移推動高質量發展。突出質量第一、效益優先，加強形勢研判預判，準確把握宏觀政策走勢、經濟運行趨勢，堅持專業化發展、市場化運作、精細化管理。聚焦核心業務發展，精選優質高質量項目，推動投資領域向「專精化」轉變，有針對地謀劃跟進資本節約型高質量項目，同時圍繞主業，在污水深度處理、污泥資源化利用、再生水綜合利用等關鍵技術領域持續發力，落地優質項目，拓展生態環保產業鏈。同時不斷優化結構，盤活存量、用好增量，不斷激發內生動力，積極提升公司經營效益，助力公司經營平穩運行。

CHAPTER SIX MANAGEMENT DISCUSSION AND ANALYSIS

第六章 管理層討論與分析

III. BUSINESS REVIEW

The Group principally adopts the TOO, TOT and BOT project models, with a focus on the TOO model. For the six months ended 30 June 2023, our TOO projects contributed to 53.8% of our total revenue. Our TOT and BOT projects contributed to 21.8% of our total revenue, and we also adopt the BOO and BT project models for some of our projects.

For the TOO and TOT models, we acquire concessions to operate existing facilities at agreed prices from the relevant local governments. For the BOT models, we finance, construct and operate relevant facilities. After the expiration of the relevant concessions, we either obtain new concessions from or transfer the relevant facilities back to the relevant local governments, depending on project types. As at 30 June 2023, we had a total of 48 water plants under concession agreements (including wastewater treatment plants and running water plants), all of which were in operation. Among such 48 water plants in operation, 14 were TOO projects, 21 were TOT projects, 11 were BOT projects and 2 were BOO projects.

Wastewater Treatment Projects

As at 30 June 2023, we had a total of 40 wastewater treatment plants in operation (including 14 in the main city of Kunming and 26 in other areas of China), with a total wastewater treatment capacity of 2.04 million m³ per day. Additionally, our management services facilities have a total designed wastewater treatment capacity of 0.15 million m³ per day. We have been entrusted to operate and manage rural domestic sewage collection and treatment facilities in 887 villages, covering 19 towns. With our technologically advanced facilities, independently developed patents and strong management skills, we have been able to maintain low costs while provide high quality wastewater treatment services. As at 30 June 2023, 99.4% of our designed wastewater treatment capacity reached the National Class I Category A standard.

三、業績回顧

本集團的業務主要採用TOO、TOT及BOT等項目模式，TOO模式為核心，截至2023年6月30日止六個月期間，我們的TOO項目為我們的總收入貢獻53.8%，我們的TOT及BOT項目為我們的總收入貢獻21.8%，我們亦針對部分項目採用BOO及BT項目模式。

對於TOO及TOT模式，我們以協議價向當地政府購買現有設施的特許經營權。對於BOT模式，相關設施均由我們自行融資、建設及經營。在相關特許經營權屆滿後，我們根據項目類型自當地政府獲得新的特許經營權或將相關設施轉讓回當地政府。於2023年6月30日，我們共有48間特許經營水廠(含污水處理廠及自來水廠)，所有水廠均已投入運營。該48間正在運營的水處理廠中，其中14間為TOO項目、21間為TOT項目、11間為BOT項目及2間為BOO項目。

污水處理項目

於2023年6月30日，我們總共有40間污水處理廠，均已投入運營(其中昆明主城區14間，中國其他地區26間)，日總污水處理能力達2.04百萬立方米。此外，我們管理服務設施的設計日總污水處理能力為0.15百萬立方米。我們受託運行管理了887個村莊的農村生活污水收集處理設施，覆蓋19個集鎮。憑藉技術先進的設施、獨立研發的專利及良好的管理能力，我們能夠維持較低的成本，提供高質量的污水處理服務。於2023年6月30日，我們設計污水處理能力的99.4%達到國家一級A類排放標準。

Reclaimed Water Business

For our reclaimed water business, as at 30 June 2023, we had 12 wastewater treatment plants producing reclaimed water, with a total designed daily production capacity of 237,000 m³.

During the Reporting Period, our reclaimed water supply increased significantly, which was mainly due to the increase in reclaimed water supply for water replenishment of rivers in the first half of 2023.

Running Water Business

For our running water business, as at 30 June 2023, we had 8 running water plants in the PRC, including 7 in Yunnan Province and 1 in Hunan Province, all of which were in operation.

During the Reporting Period, the Company's supply of running water amounted to approximately 9.822 million m³, representing an increase from the same period of last year.

IV. FINANCIAL REVIEW

1. Consolidated Results of Operations

For the six months ended 30 June 2022, our revenue amounted to RMB909.1 million, and decreased by 5.1% to RMB862.8 million for the six months ended 30 June 2023; our gross profit for the six months ended 30 June 2022 was RMB392.9 million and increased by 1.9% to RMB400.5 million for the six months ended 30 June 2023. During the Reporting Period, the revenue from wastewater treatment service, reclaimed water supply, running water supply services and other segments accounted for 65.1%, 7.1% and 27.8% of the total revenue respectively.

再生水業務

再生水業務方面，於2023年6月30日，我們有12間污水處理廠生產再生水，日總設計產能達23.7萬立方米。

報告期內，我們的再生水供應量大幅提升，主要原因為2023年上半年再生水河道補水供水量增加所致。

自來水業務

自來水業務方面，於2023年6月30日，我們在中國共有8間自來水廠（其中雲南省7間，湖南省1間），均已投入營運。

報告期內，公司自來水供應量約為982.2萬立方米，較上年同期有所增長。

四、財務回顧

1. 合併經營業績

截至2022年6月30日止六個月期間，我們的收入為人民幣909.1百萬元，減少至截至2023年6月30日止六個月期間之人民幣862.8百萬元，減少5.1%；截至2022年6月30日止六個月期間之毛利為人民幣392.9百萬元，增長至截至2023年6月30日止六個月期間之人民幣400.5百萬元，增長1.9%。報告期內污水處理服務、再生水供應及自來水供應服務、以及其他分部的收入分別佔總收入的65.1%、7.1%和27.8%。

CHAPTER SIX MANAGEMENT DISCUSSION AND ANALYSIS

第六章 管理層討論與分析

The following table sets out our consolidated results of operations for the periods indicated: 下表載列所示期間我們的合併經營業績：

		For the six months ended 30 June	
		(Unaudited)	
		截至6月30日止的六個月期間	
		(未經審核)	
		2023	2022
		2023年	2022年
		RMB'000	RMB'000
		人民幣千元	人民幣千元
Revenue	收入	862,833	909,091
Cost of sales	銷售成本	(462,325)	(516,153)
Gross profit	毛利	400,508	392,938
Selling expenses	銷售費用	(1,038)	(3,788)
Administrative expenses	行政費用	(37,144)	(50,710)
Research and development expenses	研發費用	-	(185)
Net impairment losses on financial and contract assets	金融資產和合同資產減值損失淨額	(30,898)	(9,997)
Other income	其他收入	11,325	20,739
Other losses	其他虧損	(1,897)	(1,048)
Operating profit	經營利潤	340,856	347,949
Finance income	財務收入	19,933	22,409
Finance costs	財務成本	(159,366)	(163,127)
Finance costs – net	財務成本–淨額	(139,433)	(140,718)
Share of results of associates	聯營公司經營成果份額	-	(363)
Profit before tax	稅前利潤	201,423	206,868
Income tax expense	所得稅費用	(34,499)	(23,382)
Profit for the period	期內利潤	166,924	183,486
Other comprehensive (loss)/income for the period	本期間其他綜合(虧損)/收益	(99)	2,830
Total comprehensive income for the period	本期間綜合收益總額	166,825	186,316

(a) Revenue

During the Reporting Period, our revenue amounted to RMB862.8 million, a decrease of RMB46.3 million or 5.1% as compared to RMB909.1 million for the same period last year, primarily because:

Our revenue from wastewater treatment business decreased by RMB25.6 million or 4.4% from RMB587.2 million for the six months ended 30 June 2022 to RMB561.6 million for the six months ended 30 June 2023, the change in the current period was relatively small compared with the same period of last year.

Revenue from our water supply segment increased by RMB2.1 million, or 3.6%, from RMB59.0 million for the six months ended 30 June 2022 to RMB61.1 million for the six months ended 30 June 2023, the change in the current period was relatively small compared with the same period of last year.

Our revenue from other segments decreased by RMB22.8 million or 8.7% from RMB262.9 million for the six months ended 30 June 2022 to RMB240.1 million for the six months ended 30 June 2023, mainly attributable to the decrease in income from entrusted management services.

(b) Cost of sales

During the Reporting Period, our cost of sales amounted to RMB462.3 million, representing a decrease of 10.4% as compared to RMB516.2 million for the same period last year, primarily because:

The cost of sales of our wastewater treatment segment decreased by RMB26.9 million or 8.3% from RMB324.4 million for the six months ended 30 June 2022 to RMB297.5 million for the six months ended 30 June 2023, mainly attributable to the decrease in wastewater operation income, leading to corresponding decrease in costs during the Reporting Period.

(a) 收入

報告期內，我們的收入為人民幣862.8百萬元，與上年同期人民幣909.1百萬元相比，減少人民幣46.3百萬元或5.1%，主要原因為：

我們污水處理分部的收入從截至2022年6月30日止六個月期間的人民幣587.2百萬元減少至截至2023年6月30日止六個月期間的人民幣561.6百萬元，減幅為人民幣25.6百萬元或4.4%，本期較上年同期變動較小。

我們水供給分部的收入從截至2022年6月30日止六個月期間的人民幣59.0百萬元增加至截至2023年6月30日止六個月期間的人民幣61.1百萬元，增幅為人民幣2.1百萬元或3.6%，本期較上年同期變動較小。

我們的其他分部的收入從截至2022年6月30日止六個月期間的人民幣262.9百萬元減少至截至2023年6月30日止六個月期間的人民幣240.1百萬元，減幅為人民幣22.8百萬元或8.7%，主要由於委託管理服務收入減少。

(b) 銷售成本

報告期內，我們的銷售成本為人民幣462.3百萬元，與上年同期人民幣516.2百萬元相比，減少10.4%，主要原因為：

我們污水處理分部的銷售成本從截至2022年6月30日止六個月期間的人民幣324.4百萬元減少至截至2023年6月30日止六個月期間的人民幣297.5百萬元，減幅為人民幣26.9百萬元或8.3%，主要由於報告期污水運營收入減少導致成本同步下降。

CHAPTER SIX MANAGEMENT DISCUSSION AND ANALYSIS

第六章 管理層討論與分析

The cost of sales for our water supply segment decreased by RMB9.2 million or 31.3% from RMB29.4 million for the six months ended 30 June 2022 to RMB20.2 million for the six months ended 30 June 2023, mainly due to the decrease in construction investment during the Reporting Period.

Cost of sales of our other segments decreased by RMB17.8 million or 11.0% from RMB162.4 million for the six months ended 30 June 2022 to RMB144.6 million for the six months ended 30 June 2023, mainly due to the decrease in entrusted operation projects during the Reporting Period.

(c) Gross margin

During the Reporting Period, our gross margin was 46.4%, representing an increase of 3.2% as compared to 43.2% for the same period last year, primarily due to the increase in gross profit margin of wastewater and water supply segments.

Our gross profit margin for the wastewater treatment segment increased from 44.8% for the six months ended 30 June 2022 to 47.0% for the six months ended 30 June 2023, which was mainly due to the further decrease in operating costs.

Our gross profit margin of water supply segment increased from 50.1% for the six months ended 30 June 2022 to 67.0% for the six months ended 30 June 2023, which was mainly due to the increase in proportion of water supply business with a higher gross profit margin and the decrease in proportion of construction services with a relatively lower gross profit margin during the period.

Our other segments' gross profit margin increased from 38.2% for the six months ended 30 June 2022 to 39.8% for the six months ended 30 June 2023, the change in the current period was relatively small compared with the same period of last year.

我們水供給分部的銷售成本從截至2022年6月30日止六個月期間的人民幣29.4百萬元減少至截至2023年6月30日止六個月期間的人民幣20.2百萬元，減幅為人民幣9.2百萬元或31.3%，主要由於報告期建造投入減少所致。

我們其他分部的銷售成本從截至2022年6月30日止六個月期間的人民幣162.4百萬元減少至截至2023年6月30日止六個月期間的人民幣144.6百萬元，減幅為人民幣17.8百萬元或11.0%，主要由於報告期委託運營項目減少。

(c) 毛利率

報告期內，我們的毛利率為46.4%，與上年同期43.2%相比，增加3.2%，主要原因為污水及水供給分部毛利率上升。

我們的污水處理分部毛利率從截至2022年6月30日止六個月期間的44.8%增加至截至2023年6月30日止六個月期間的47.0%，主要由於運營成本進一步下降。

我們的水供給分部毛利率從截至2022年6月30日止六個月期間的50.1%增加至截至2023年6月30日止六個月期間的67.0%，主要由於本期毛利率較高的水供給業務佔比上升，毛利率相對較低的建造服務佔比下降。

我們的其他分部毛利率從截至2022年6月30日止六個月期間的38.2%增加至截至2023年6月30日止六個月期間的39.8%，本期較上年同期變動較小。

CHAPTER SIX MANAGEMENT DISCUSSION AND ANALYSIS

第六章 管理層討論與分析

(d) Selling expenses

During the Reporting Period, our selling expenses amounted to RMB1.0 million, representing a decrease of RMB2.8 million as compared to RMB3.8 million in the corresponding period of the previous year, mainly due to the decrease in sales handling fee and commission charge during the Reporting Period.

(e) Administrative expenses

During the Reporting Period, our administrative expenses amounted to RMB37.1 million, representing a decrease of RMB13.6 million compared to RMB50.7 million for the same period of the previous year, which was mainly due to the decrease in employee benefit expenses.

(f) Other income

During the Reporting Period, our other income amounted to RMB11.3 million, representing a decrease of RMB9.4 million as compared to RMB20.7 million for the same period of last year, which was mainly due to the decrease in interest income generated from cash and cash equivalent.

(g) Other losses

During the Reporting Period, our other losses amounted to RMB1.9 million, representing an increase of RMB0.9 million as compared to RMB1.0 million for the same period last year.

(h) Operating profit

As a result of the foregoing factors, during the Reporting Period, our operating profit amounted to RMB340.9 million, a decrease of RMB7.0 million or 2.0% as compared to RMB347.9 million for the same period last year. Our operating margin during the Reporting Period was 39.5%.

(d) 銷售費用

報告期內，我們的銷售費用為人民幣1.0百萬元，與上年同期人民幣3.8百萬元相比，減少人民幣2.8百萬元，主要由於報告期內銷售手續費及佣金支出的減少。

(e) 行政費用

報告期內，我們的行政費用為人民幣37.1百萬元，與上年同期人民幣50.7百萬元相比，減少人民幣13.6百萬元，主要由於僱員福利開支下降。

(f) 其他收入

報告期內，我們的其他收入為人民幣11.3百萬元，與上年同期人民幣20.7百萬元相比，減少人民幣9.4百萬元，主要由於現金及現金等價物產生的利息收入減少。

(g) 其他虧損

報告期內，我們的其他虧損為人民幣1.9百萬元，與上年同期人民幣1.0百萬元相比，增加人民幣0.9百萬元。

(h) 經營利潤

由於上述原因，報告期內，我們的經營利潤為人民幣340.9百萬元，與上年同期人民幣347.9百萬元相比，減少人民幣7.0百萬元或2.0%。我們於報告期內的經營利潤率為39.5%。

CHAPTER SIX MANAGEMENT DISCUSSION AND ANALYSIS

第六章 管理層討論與分析

(i) Finance income

During the Reporting Period, our finance income amounted to approximately RMB19.9 million, representing a decrease of RMB2.5 million as compared to that of approximately RMB22.4 million in the corresponding period of the previous year, which was mainly attributable to a decrease in interest income from entrusted loans for the current period as compared to the corresponding period of the previous year.

(j) Finance costs

During the Reporting Period, our finance costs amounted to approximately RMB159.4 million, representing a decrease of RMB3.7 million as compared to approximately RMB163.1 million in the corresponding period of last year, which was mainly due to a decrease in foreign exchange losses, which in turn led to a decrease in finance costs.

(k) Profit before tax

During the Reporting Period, our profit before tax amounted to RMB201.4 million, representing a decrease of RMB5.5 million or 2.7% as compared to RMB206.9 million for the same period last year.

(l) Income tax

During the Reporting Period, our net income tax expense amounted to RMB34.5 million, an increase of RMB11.1 million as compared to RMB23.4 million for the same period last year. The effective tax rate was 17.1%, an increase of 5.8 percentage points as compared with the same period last year.

(m) Total comprehensive income

As a result of the foregoing factors, during the Reporting Period, our total comprehensive income amounted to RMB166.8 million, decreased by 10.5% as compared to RMB186.3 million for the same period last year.

(i) 財務收入

報告期內，我們的財務收入約為人民幣19.9百萬元，與上年同期約人民幣22.4百萬元相比，減少人民幣2.5百萬元。主要原因為本期委託貸款利息收入較上年同期減少。

(j) 財務成本

報告期內，我們的財務成本約為人民幣159.4百萬元，與上年同期約人民幣163.1百萬元相比，減少3.7百萬元，主要由於匯兌虧損減少，進而導致財務成本減少。

(k) 稅前利潤

報告期內，我們的稅前利潤為人民幣201.4百萬元，與上年同期人民幣206.9百萬元相比，減少人民幣5.5百萬元或2.7%。

(l) 所得稅

報告期內，我們的所得稅開支淨額為人民幣34.5百萬元，與上年同期的人民幣23.4百萬元相比，增加人民幣11.1百萬元。實際稅率為17.1%，較上年同期增加5.8個百分點。

(m) 綜合收益總額

由於上述原因，報告期內，我們的綜合收益總額為人民幣166.8百萬元，與上年同期人民幣186.3百萬元相比，減少10.5%。

CHAPTER SIX MANAGEMENT DISCUSSION AND ANALYSIS

第六章 管理層討論與分析

2. Liquidity and Capital Resources

Our cash is primarily used for investing in, constructing, operating and maintaining our wastewater treatment and water supply facilities. To date, we have funded our investments and operations principally with bank loans, cash generated from operations, equity contributions and issuance of debt instruments.

The following table sets out our cash flows for the periods indicated:

2. 流動資金及資本資源

我們的現金主要用於投資、建設、經營及維護我們的污水處理及供水設施。迄今為止，我們的投資及經營所需資金主要通過銀行貸款、經營產生的現金、股權出資及發行債務籌集。

下表載列我們於所示期間的現金流量：

		For the six months ended 30 June	
		(Unaudited)	
		截至6月30日止的六個月期間	
		(未經審核)	
		2023	2022
		2023年	2022年
		RMB'000	RMB'000
		人民幣千元	人民幣千元
Net cash generated from/(used in) operating activities	經營活動產生/(使用)的現金淨額	104,926	(142,639)
Net cash (used in) investing activities	投資活動(使用)的現金淨額	(51,230)	(66,985)
Net cash (used in) financing activities	融資活動(使用)的現金淨額	(88,907)	(815,331)
Net (decrease) in cash and cash equivalents	現金及現金等價物淨(減少)	(35,211)	(1,024,955)
Foreign exchange gains	匯兌收益	659	346
Cash and cash equivalents at beginning of the period	期初現金及現金等價物	131,494	1,504,346
Cash and cash equivalents at end of the period		96,942	479,737

(a) Net cash generated from/(used in) operating activities

Our cash generated from operating activities primarily consists of cash received from our clients for services and products provided by us. We also used cash in our operations for the purchase of raw materials and other inventories, payments to suppliers and subcontractors, payments of expenses such as salaries and benefits, and payments of interest and income tax.

(a) 經營活動產生/(使用)的現金淨額

我們的經營活動產生的現金主要包括就提供服務及產品向客戶收取的現金。我們亦於經營中使用現金購買原材料及其他存貨、向供應商及分包商付款、支付工資及福利等費用以及支付利息及所得稅。

CHAPTER SIX MANAGEMENT DISCUSSION AND ANALYSIS

第六章 管理層討論與分析

During the Reporting Period, our net cash generated from operating activities was RMB104.9 million, representing an increase of RMB247.5 million as compared to net cash used in operating activities of RMB142.6 million in the corresponding period of last year, which was primarily due to the combined changes in cash received from customers for the provision of services and products and cash invested for securing concession projects.

(b) Net cash (used in) investing activities

Our net cash (used in) investing activities primarily includes purchase of property, plant and equipment, loans to related parties and other investments.

Our net cash (used in) investing activities decreased from RMB67.0 million for the six months ended 30 June 2022 to RMB51.2 million for the six months ended 30 June 2023, mainly due to the decrease in advances to related parties during the Reporting Period.

(c) Net cash (used in) financing activities

Our net cash (used in) financing activities primarily represents obtaining and repaying borrowings.

Our net cash (used in) financing activities decreased from RMB815.3 million for the six months ended 30 June 2022 to RMB88.9 million for the six months ended 30 June 2023, mainly due to the change in cash flow from borrowings during the Reporting Period.

The H Shares of the Company were listed on the Stock Exchange on 6 April 2017 and the Company issued 339,430,000 H Shares of par value of RMB1.00 per share with the Offer Price of HK\$3.91 per H Share. The total issuance size (before deducting the expenses) amounted to approximately HK\$1,327,171,300. Following the Listing of H Shares of the Company, a total of 593,000 shares of H Shares were over-allocated. After deducting (i) the net proceeds from the sale of Sale Shares by the Selling Shareholders in the Global Offering; and (ii) the underwriting commissions and other expenses relating to the Global Offering, the Company received net cash proceeds of RMB1,072.3 million from the Global Offering.

報告期內，我們的經營活動產生的現金淨額為人民幣104.9百萬元，較去年同期經營活動使用的現金淨額人民幣142.6百萬元增加人民幣247.5百萬元，主要由於提供服務及產品向客戶收取的現金以及為獲取特許經營項目投入的現金綜合變動所導致。

(b) 投資活動(使用)的現金淨額

我們的投資活動(使用)現金淨額主要包括購買不動產、工廠及設備、關聯方貸款及進行其他投資。

我們的投資活動(使用)的現金淨額由截至2022年6月30日止六個月期間的人民幣67.0百萬元減少至截至2023年6月30日止六個月期間的人民幣51.2百萬元，主要由於報告期內預付關聯方款項減少。

(c) 融資活動(使用)的現金淨額

我們的融資活動(使用)的現金淨額主要為取得及償還借款。

我們的融資活動(使用)的現金淨額由截至2022年6月30日止六個月期間的人民幣815.3百萬元減少至截至2023年6月30日止六個月期間的人民幣88.9百萬元，主要由於報告期內借款現金流量變動導致的。

本公司H股於2017年4月6日在聯交所上市，並以每股3.91港元的價格發行本公司339,430,000股每股面值人民幣1.00元的H股，發行總額(扣除開支前)約為1,327,171,300港元。本公司H股上市後，合共593,000股H股獲超額配發，經扣除(i)全球發售中售股股東出售待售股份的所得款項淨額；及(ii)全球發售相關承銷佣金及其他開支後，本公司收取的全球發售所得款項現金淨額為人民幣1,072.3百萬元。

CHAPTER SIX MANAGEMENT DISCUSSION AND ANALYSIS

第六章 管理層討論與分析

In order to enhance the efficiency of use of proceeds and reduce finance costs, based on the needs of operation and development of the Company, the Company changed the use of net proceeds from global offering at the Board meetings convened on 5 July 2022 and 1 March 2023 (please refer to the Company's announcements dated 5 July 2022 and 1 March 2023 for details). Based on the changed use and utilisation plan, the net proceeds from the global offering were fully utilized on or before 30 June 2023 in accordance with the changed use (accounting for 100% of the net proceeds from the Initial Public Offering). The use of proceeds is as follows:

為提高募集資金使用效率，降低財務成本，結合本公司經營業務發展需要，分別於2022年7月5日及2023年3月1日召開的董事會會議對全球發售所得款項淨額用途進行了變更（詳細情況請見本公司日期分別為2022年7月5日及2023年3月1日的公告），根據變更後用途及使用計劃，全球發售所得款項淨額已按照變更後用途於2023年6月30日或之前使用完畢（佔首次公開發售所得款項淨額的100%）。募集資金用途使用如下：

Changed use	變更後使用用途	Percentage of total net proceeds from the Initial Public Offering	Planned use of net proceeds from the Initial Public Offering	Actual use of net proceeds		Unused net proceeds from the Initial Public Offering	
				Unused net proceeds from the Initial Public Offering	Actual use of net proceeds from the Initial Public Offering		
				from the Initial Public Offering as at 1 January 2023	from the Initial Public Offering to the period ended 30 June 2023	from the Initial Public Offering to the period ended 30 June 2023	Unused net proceeds from the Initial Public Offering
				1 January 2023	1 January 2023 to 30 June 2023	1 January 2023 to 30 June 2023	
				尚未動用	自上市之日起至2023年1月1日止	自上市之日起至2023年6月30日止	尚未動用
				首次公開發售所得款項淨額	首次公開發售所得款項淨額	首次公開發售所得款項淨額	首次公開發售所得款項淨額
				RMB million	RMB million	RMB million	RMB million
				人民幣百萬元	人民幣百萬元	人民幣百萬元	人民幣百萬元
Investments in BOT/BOO wastewater treatment and running water supply projects	BOT/BOO污水處理廠及自來水供應項目的投資	34%	361.72	-	-	361.72	-
To acquire TOT/TOO wastewater treatment plants and running water supply projects	收購TOT/TOO污水處理廠及自來水供應項目	27%	289.70	-	-	289.70	-
Repayment of bank borrowings	償還銀行借款	25%	271.74	13.27	13.27	271.74	-
To supplement working capital and for general corporate purposes	補充營運資金及作一般公司用途	14%	156.14	4.12	4.12	156.14	-
Total	總計	100%	1,079.30	17.39	17.39	1,079.30	-

During the Reporting Period, the net proceeds from the Initial Public Offering were used according to the changed use as approved by the Board on 1 March 2023. As at 30 June 2023, there was no material change or material delay in the use of proceeds of the Company.

報告期內，首次公開發售所得款項淨額已經按2023年3月1日董事會批准變更之用途予以使用。於2023年6月30日，本公司所得款項淨額的用途或使用並無重大變動或重大延誤。

CHAPTER SIX MANAGEMENT DISCUSSION AND ANALYSIS

第六章 管理層討論與分析

The Company has entered into certain finance lease arrangement for the purpose of enabling the Company to obtain financial resources for its operations while continue using certain assets required for its operations. On 24 December 2021, the Company entered into the finance lease agreement with Industrial Bank Financial Leasing Co., Ltd. (興業金融租賃有限責任公司) (“**Industrial Bank Financial Leasing**”), pursuant to which Industrial Bank Financial Leasing agreed to (i) purchase the leased assets from the Company at a purchase price of RMB400 million, and (ii) lease back the leased assets to the Company for a term of five years. On 20 June 2023, the parties entered into the supplemental agreement for the finance lease agreement to adjust and supplement the lease term, interest rate and rental payment arrangement etc. For details, please refer to the announcements of the Company dated 24 December 2021 and 20 June 2023, and the circulars of the Company dated 25 February 2022 and 25 August 2023. In addition, on 24 March 2022, the Company and CCB Financial Leasing Corporation Limited (“**CCB Financial Leasing**”) entered into the transfer agreements and the lease agreements, under which CCB Financial Leasing agreed to (i) purchase certain leased assets from the Company for a transfer price not exceeding RMB100,000,000 and lease back such leased assets to the Company for a term of four years, and (ii) purchase certain leased assets from the Company for a transfer price not exceeding RMB100,000,000 and lease back such leased assets to the Company for a term of five years. For details, please refer to the announcement of the Company dated 24 March 2022.

本公司已訂立若干融資租賃安排，目的是讓本公司取得其營運所需之財務資源並繼續使用營運所需之若干資產。於2021年12月24日，本公司與興業金融租賃有限責任公司(「興業金融租賃」)訂立融資租賃合同，據此，興業金融租賃同意(i)向本公司購買租賃資產，購買價款為人民幣400百萬元；及(ii)將租賃資產回租予本公司，為期五年。於2023年6月20日，雙方就融資租賃合同簽訂補充協議，對融資租賃期限、利率、租金支付安排等進行了調整及補充。有關詳情，請參閱本公司日期分別為2021年12月24日及2023年6月20日的公告，及本公司日期分別為2022年2月25日及2023年8月25日的通函。此外，於2022年3月24日，本公司與建信金融租賃有限公司(「建信金融租賃」)訂立轉讓協議及租賃協議，據此，建信金融租賃同意(i)向本公司購買若干租賃資產，轉讓價款為不超過人民幣100,000,000元，並將該等租賃資產回租予本公司，為期四年；及(ii)向本公司購買若干租賃資產，轉讓價款為不超過人民幣100,000,000元，並將該等租賃資產回租予本公司，為期五年。有關詳情，請參閱本公司日期為2022年3月24日的公告。

CHAPTER SIX MANAGEMENT DISCUSSION AND ANALYSIS

第六章 管理層討論與分析

3. Working Capital

The table below presents our current assets and current liabilities as at the dates indicated:

3. 營運資本

下表載列於所示日期我們的流動資產及流動負債的詳情：

		Unaudited 未經審核 As at 30 June 2023 於6月30日 2023年 RMB'000 人民幣千元	Audited 經審核 As at 31 December 2022 於12月31日 2022年 RMB'000 人民幣千元
Current assets	流動資產		
Receivables under service concession arrangements	特許經營權協議下的應收款項	47,997	44,128
Inventories	存貨	28,450	21,890
Amounts due from customers for construction contracts	應收客戶建造合同款	34,855	35,602
Financial assets at amortised cost	以攤餘成本計量的金融資產	210,000	240,000
Trade and other receivables	應收賬款及其他應收款	4,199,112	3,676,339
Cash and bank balances	現金及銀行結餘	96,942	131,494
Restricted funds	受限資金	167,203	181,194
Total current assets	流動資產總額	4,784,559	4,330,647
Current liabilities	流動負債		
Trade and other payables	應付賬款及其他應付款	1,027,603	806,410
Tax payables	應付稅項	107,378	79,431
Borrowings	借款	3,956,659	3,346,394
Contract liabilities	合同負債	9,695	6,839
Total current liabilities	流動負債總額	5,101,335	4,239,074
Net current (liabilities)/assets	流動(負債)/資產淨額	(316,776)	91,573

CHAPTER SIX MANAGEMENT DISCUSSION AND ANALYSIS

第六章 管理層討論與分析

As at 30 June 2023 and 31 December 2022, we recorded net current liabilities of RMB316.8 million and net current assets of RMB91.6 million respectively. The decrease in net current assets was mainly due to the increase in borrowings and trade and other payables.

(a) Receivables under service concession arrangements

Our receivables under service concession arrangements refer to the outstanding receivables arising from our construction services (for BOT projects) or acquisition considerations (for TOT projects). Under our BOT and TOT agreements, the amounts of receivables under service concession arrangements will be settled by tariff payments to be received during the operation phases of our BOT and TOT projects (adjusted by operation services and finance income). The portion of the receivables under service concession arrangements due within twelve months from a particular balance sheet date are classified as current assets as at that balance sheet date and the remainder is classified as non-current assets.

Our receivables under service concession arrangements that were classified as current assets amounted to RMB48.0 million as at 30 June 2023, representing an increase of 8.8% from RMB44.1 million as at 31 December 2022, mainly due to an increase in the amount to be recovered in the coming year as per the progress of contract collection.

Our receivables under service concession arrangements that were classified as non-current assets amounted to RMB2,534.3 million as at 30 June 2023, representing a decrease of 0.5% from RMB2,546.4 million as at 31 December 2022.

於2023年6月30日及2022年12月31日，我們分別錄得流動負債淨額人民幣316.8百萬元及流動資產淨額人民幣91.6百萬元。流動資產淨額減少主要由於借款以及應付賬款及其他應付款增加所致。

(a) 特許經營權協議下的應收款項

我們的特許經營權協議下應收款項指於整個特許期間內，因建造服務(就BOT項目而言)或收購對價(就TOT項目而言)所產生的未結算應收款項。根據我們的BOT及TOT協議，特許經營權協議下的應收款項將以我們於BOT及TOT項目運營期間收取的費用款項結算(經運營服務以及融資收入調整)。自特定資產負債表日期起計十二個月內到期的特許經營權協議下的應收款項部分被分類為截至該資產負債表日期的流動資產，而剩餘部分被分類為非流動資產。

於2023年6月30日，分類為流動資產的特許經營權協議下的應收款項為人民幣48.0百萬元，較2022年12月31日的人民幣44.1百萬元增加8.8%，主要由於按合同收款進度未來一年將收回的款項增加。

於2023年6月30日，分類為非流動資產的特許經營權協議下的應收款項為人民幣2,534.3百萬元，較2022年12月31日的人民幣2,546.4百萬元減少0.5%。

(b) Inventories

Our total inventory increased from RMB21.9 million as at 31 December 2022 to RMB28.5 million as at 30 June 2023, representing an increase of RMB6.6 million or 30.1%, primarily due to an increase in inventory of coal of Hongyu Thermal Power.

For the six months ended 30 June 2023, our inventory turnover days were 9.8 days, an increase of 4.0 days as compared to the year ended 31 December 2022. The calculation for inventory turnover days was based on the average annual inventory divided by the sales cost recognised during the relevant period and multiplied by 180 days.

(c) Amounts due from customers for construction contracts

As at 30 June 2023, our amounts due from customers for construction contracts were approximately RMB691.9 million, decreased by RMB19.4 million as compared to RMB711.3 million as at 31 December 2022, which was mainly due to recovery of certain payment during the Reporting Period.

(d) Trade and other receivables

Our trade and other receivables primarily consist of (i) trade receivables from third parties, related parties and local governments; (ii) other receivables from third parties, related parties and local governments; and (iii) prepayments. Our trade receivables are amounts due from customers for sales of goods and services provided in the ordinary course of business, including services performed for TOO and TOT projects and performed during the operation period of BOT projects. Our other receivables primarily consist of loans granted to and interest receivable from related parties, and VAT refund yet to be received. Our prepayments primarily consist of prepaid construction cost and electricity.

(b) 存貨

我們的存貨總額由2022年12月31日的人民幣21.9百萬元增加至2023年6月30日的人民幣28.5百萬元，增加了人民幣6.6百萬元或30.1%，主要由於宏宇熱電煤炭庫存增加所致。

截至2023年6月30日止六個月期間，我們的存貨周轉天數為9.8天，較截至2022年12月31日止年度期間增加4.0天。存貨周轉天數的計算乃按有關年間平均存貨除以有關年間確認的銷售成本再乘以180天計算。

(c) 應收客戶建造合同款

於2023年6月30日，我們的應收客戶建造合同款約為人民幣691.9百萬元，較2022年12月31日的人民幣711.3百萬元減少人民幣19.4百萬元。主要由於本報告期收回部分款項所致。

(d) 應收賬款及其他應收款

我們的應收賬款及其他應收款主要包括(i)應收第三方、關聯方及地方政府賬款；(ii)應收第三方、關聯方及地方政府的其他款項；(iii)預付款。我們的應收賬款為一般業務過程中銷售商品或提供服務應收客戶款項，包括為TOO及TOT項目及在BOT項目運營期間提供的服務。我們的其他應收款項主要包括向關聯方授出的貸款及應收利息以及未收取的增值稅退稅，預付款主要為預付工程款及電費。

CHAPTER SIX MANAGEMENT DISCUSSION AND ANALYSIS

第六章 管理層討論與分析

The following table shows the breakdown of our consolidated trade and other receivables as at the dates indicated:

下表載列於所示日期我們的合併應收賬款及其他應收款明細：

		Unaudited 未經審核 As at 30 June 2023 於6月30日 2023年 RMB'000 人民幣千元	Audited 經審核 As at 31 December 2022 於12月31日 2022年 RMB'000 人民幣千元
Trade receivables:	應收賬款：		
– Third parties	– 第三方	214,346	202,799
– Related parties	– 關聯方	238,198	551,514
– Local government	– 地方政府	2,938,067	2,200,998
– Loss allowance	– 虧損撥備	(68,061)	(81,712)
Trade receivables – net	應收賬款淨額	3,322,550	2,873,599
Other receivables:	其他應收款項：		
– Third parties	– 第三方	75,484	99,155
– Related parties	– 關聯方	669,803	584,390
– Local government	– 地方政府	92,273	70,666
– Loss allowance	– 虧損撥備	(38,071)	(23,671)
Other receivables – net	其他應收款項淨額	799,489	730,540
Prepayments:	預付款項：		
– Others	– 其他	77,073	72,204
– Loss allowance	– 虧損撥備	–	(4)
Prepayments – net	預付款項淨額	77,073	72,200
Trade and other receivables – net	應收賬款及其他應收款項淨額	4,199,112	3,676,339

As at 30 June 2023, our net trade and other receivables was approximately RMB4,199.1 million, increased by RMB522.8 million or 14.2% as compared to approximately RMB3,676.3 million as at 31 December 2022, primarily due to the increase in the provision of services and products and certain payment yet to be recovered during the Reporting Period.

於2023年6月30日，我們的應收賬款及其他應收款淨額約為人民幣4,199.1百萬元，較2022年12月31日約人民幣3,676.3百萬元，增加人民幣522.8百萬元或14.2%，主要由於本報告期提供服務及產品的金額增加而部分款項尚未收回所致。

CHAPTER SIX MANAGEMENT DISCUSSION AND ANALYSIS

第六章 管理層討論與分析

The ageing analysis of total accounts receivable based on sales invoices as at each balance sheet date is as follows:

於各資產負債表日，根據銷售發票的應收賬款總額之賬齡分析如下：

		Unaudited 未經審核	Audited 經審核
		As at	As at
		30 June	31 December
		2023	2022
		於6月30日	於12月31日
		2023年	2022年
		RMB'000	RMB'000
		人民幣千元	人民幣千元
– Within one year	– 1年以內	2,067,513	1,771,954
– Over one year and within two years	– 1至2年	1,084,673	1,041,909
– Over two years	– 超過2年	238,425	141,448
		3,390,611	2,955,311

The following table sets out our receivable turnover days for the periods indicated:

下表載列於所示期間我們的應收款項周轉天數：

		Unaudited 未經審核	Audited 經審核
		As at	As at
		30 June	31 December
		2023	2022
		於6月30日	於12月31日
		2023年	2022年
		Days	Days
		天	天
Trade receivables turnover days ⁽¹⁾	應收賬款周轉天數 ⁽¹⁾	646.3	404.9
Trade and other receivables turnover days ⁽²⁾	應收賬款及其他應收款周轉天數 ⁽²⁾	821.5	579.5

Notes:

附註：

- | | |
|---|--|
| <p>(1) Calculated as the average net trade receivables for the relevant period divided by the revenue for the relevant period, and multiplied by 365 days (for six months, multiplied by 180 days). The arithmetic mean of the opening and closing balances of trade receivables is used for the six months ended 30 June 2023 and the year ended 31 December 2022.</p> | <p>(1) 按有關期間平均應收賬款淨額除以有關期間收入再乘以365天(六個月期間按照180天)計算，截至2023年6月30日止六個月期間和截至2022年12月31日止年度採用應收賬款期初及期末結餘的算術平均值。</p> |
| <p>(2) Calculated as the average net trade and other receivables for the relevant period divided by the revenue for the relevant period, and multiplied by 365 days (for six months, multiplied by 180 days). The arithmetic mean of the opening and closing balances of trade and other receivables is used for the six months ended 30 June 2023 and the year ended 31 December 2022.</p> | <p>(2) 按有關期間平均應收賬款及其他應收款淨額除以有關期間收入再乘以365天(六個月期間按照180天)計算。截至2023年6月30日止六個月期間和截至2022年12月31日止年度採用應收賬款及其他應收款期初及期末結餘的算術平均值。</p> |

CHAPTER SIX MANAGEMENT DISCUSSION AND ANALYSIS

第六章 管理層討論與分析

4. Trade and Other Payables

Our trade and other payables primarily consist of trade payables, other payables, staff salaries and welfare payables, advance from customers, payables on acquisition of property, plant and equipment, payables on acquisition of land use rights from related parties, interest payables, and accrued taxes other than income tax.

The following table shows the breakdown of our trade and other payables as at the dates indicated:

4. 應付賬款及其他應付款

我們的應付賬款及其他應付款主要包括應付賬款、其他應付款、應付職工工資和福利、預收款項、購置不動產、工廠及設備的應付款、向關聯方購買土地使用權的應付款、應付利息及除所得稅外的應計稅款。

下表載列於所示日期我們的應付賬款及其他應付款明細：

		Unaudited	Audited
		未經審核	經審核
		As at	As at
		30 June	31 December
		2023	2022
		於6月30日	於12月31日
		2023年	2022年
		RMB'000	RMB'000
		人民幣千元	人民幣千元
Trade payables	應付賬款	300,748	295,842
Other payables	其他應付款	276,506	172,989
Note payables	應付票據	19,850	20,063
Consideration unpaid for acquisition of subsidiaries	購買子公司未支付的對價	16,464	16,464
Staff salaries and welfare payables	應付職工工資和福利	42,564	42,704
Payables on acquisition of property, plant and equipment	購置不動產、工廠及設備的應付款	302,365	175,322
Payables on acquisition of land use rights from related parties	向關聯方收購土地使用權的應付款	31,000	31,000
Interest payables	應付利息	21,622	25,442
Accrued taxes other than income tax	除所得稅外的應計稅款	16,484	26,584
		1,027,603	806,410

As at 30 June 2023, our trade and other payables amounted to approximately RMB1,027.6 million, representing an increase of RMB221.2 million or 27.4% as compared to approximately RMB806.4 million as at 31 December 2022, which was mainly due to the increase in payables on acquisition of property, plant and equipment.

於2023年6月30日，我們的應付賬款及其他應付款約為人民幣1,027.6百萬元，較2022年12月31日約人民幣806.4百萬元，增長人民幣221.2百萬元或27.4%，主要由於購置不動產、工廠及設備的應付款增加。

CHAPTER SIX MANAGEMENT DISCUSSION AND ANALYSIS

第六章 管理層討論與分析

The ageing analysis of total accounts payable based on invoices as at each balance sheet date is as follows:

於各資產負債表日，根據發票的應付賬款總額之賬齡分析如下：

		Unaudited 未經審核	Audited 經審核
		As at	As at
		30 June	31 December
		2023	2022
		於6月30日	於12月31日
		2023年	2022年
		RMB'000	RMB'000
		人民幣千元	人民幣千元
– Within one year	– 1年以內	162,632	192,094
– Over one year and within two years	– 1至2年	41,337	4,651
– Over two years	– 超過2年	96,779	99,097
		300,748	295,842

As at 30 June 2023 and 31 December 2022, all trade and other payables of our Group were non-interest bearing, and their fair values approximate to their carrying amounts due to their short maturities.

於2023年6月30日及2022年12月31日，本集團所有應付賬款及其他應付款均免息。並且，應付賬款及其他應付款因短期內到期，其公允價值與其賬面價值相近。

The following table sets out our payable turnover days for the periods indicated:

下表載列於所示期間我們的應付款項周轉天數：

		Unaudited 未經審核	Audited 經審核
		As at	As at
		30 June	31 December
		2023	2022
		於6月30日	於12月31日
		2023年	2022年
		Days	Days
		天	天
Trade payables turnover days ⁽¹⁾	應付賬款周轉天數 ⁽¹⁾	191.6	132.4
Trade and other payables turnover days ⁽²⁾	應付賬款及其他應付款周轉天數 ⁽²⁾	357.0	224.3

Notes:

附註：

(1) Calculated as the average trade payables for the relevant period divided by the expenditure for procurement for the relevant period, and multiplied by 365 days (for six months, multiplied by 180 days). The arithmetic mean of the opening and closing balances of trade payables is used for the six months ended 30 June 2023 and the year ended 31 December 2022.

(1) 按有關期間平均應付賬款除以有關期間採購支出再乘以365天(六個月期間按照180天)計算。截至2023年6月30日止六個月期間和截至2022年12月31日止年度採用應付賬款期初及期末結餘的算術平均值。

CHAPTER SIX MANAGEMENT DISCUSSION AND ANALYSIS

第六章 管理層討論與分析

(2) Calculated as the average trade and other payables for the relevant period divided by the selling cost for the relevant period, and multiplied by 365 days (for six months, multiplied by 180 days). The arithmetic mean of the opening and closing balances of trade and other payables is used for the six months ended 30 June 2023 and the year ended 31 December 2022.

(2) 按有關期間平均應付賬款及其他應付款除以有關期間銷售成本再乘以365天(六個月期間按照180天)計算，截至2023年6月30日止六個月期間和截至2022年12月31日止年度採用應付賬款及其他應付款期初及期末結餘的算術平均值。

Our Directors confirmed that up to 30 June 2023, there was no material default in payment of trade payables.

我們的董事確認，截至2023年6月30日，應付賬款的支付並無出現重大違約。

5. Indebtedness

5. 債項

(a) Borrowings

(a) 借款

All of our borrowings are denominated in RMB, HKD or USD and some are secured by our property, plant and equipment and some are secured by the sewage treatment revenue of the Group. The following table shows our borrowings as at the dates indicated:

我們的借款均以人民幣、港元或美元計值，部分借款以我們的物業、廠房及設備作抵押，部分則由本集團的污水處理收益擔保。下表載列於所示日期我們的借款：

		Unaudited 未經審核	Audited
		As at	As at
		30 June	31 December
		2023	2022
		於6月30日	於12月31日
		2023年	2022年
		RMB'000	RMB'000
		人民幣千元	人民幣千元
Non-current:	非流動：		
Unsecured long-term borrowings	未擔保的長期借款	463,198	989,400
Secured long-term borrowings	擔保的長期借款	1,384,141	1,533,293
Total non-current borrowings	非流動借款總額	1,847,339	2,522,693
Current:	流動：		
Unsecured short-term borrowings	未擔保的短期借款	1,965,535	2,687,428
Secured short-term borrowings	擔保的短期借款	1,991,124	658,966
Total current borrowings	流動借款總額	3,956,659	3,346,394
Total borrowings	借款總額	5,803,998	5,869,087
Average effective interest rates	平均實際利率	5.33%	4.05%

CHAPTER SIX MANAGEMENT DISCUSSION AND ANALYSIS

第六章 管理層討論與分析

As at 31 December 2022 and 30 June 2023, we had total borrowings of RMB5,869.1 million and RMB5,804.0 million, respectively. Among our debt, borrowings of RMB841.8 million and RMB615.6 million as at 31 December 2022 and 30 June 2023 were secured by property, plant and equipment, and borrowings of RMB1,064.5 million and RMB20.0 million were guaranteed by the sewage treatment revenue of the Group.

於2022年12月31日及2023年6月30日，我們的借款總額分別為人民幣5,869.1百萬元及人民幣5,804.0百萬元。我們債務中，截至2022年12月31日及2023年6月30日的借款人民幣841.8百萬元及人民幣615.6百萬元以不動產、工廠及設備作抵押，借款人民幣1,064.5百萬元及人民幣20.0百萬元由本集團的污水處理收益擔保。

As at 30 June 2023, we were not in breach of any covenants in our loan agreements that materially affected our business operation. Given our ability to access new bank borrowings and our strong credit profile, we believe we will not be subject to any risk of potential withdrawal of banking facilities or early repayment of outstanding loans. As at 30 June 2023, we had not received any requests for early repayment of the principal or interest under any of our loan agreements.

於2023年6月30日，我們並無因違反貸款協議內的契約而給我們業務運作造成重大影響的情況。由於我們有能力從其他銀行獲得借款，且信譽良好，因此我們認為並無面臨銀行融資撤回或提前償還欠款的潛在風險。於2023年6月30日，並無收到任何提前償還我們貸款協議相關本金或利息的要求。

The table below sets out the maturity profiles of our borrowings as at the dates indicated:

下表載列於所示日期我們借款的到期情況：

		Unaudited 未經審核 As at 30 June 2023 於6月30日 2023年 RMB'000 人民幣千元	Audited 經審核 As at 31 December 2022 於12月31日 2022年 RMB'000 人民幣千元
On demand or within 1 year	即期或1年以內	3,956,659	3,346,394
Between 1 and 2 years	1至2年	986,403	928,216
Between 2 and 5 years	2至5年	510,294	1,304,021
Over 5 years	5年以上	350,642	290,456
		5,803,998	5,869,087

CHAPTER SIX MANAGEMENT DISCUSSION AND ANALYSIS

第六章 管理層討論與分析

As at 31 December 2022 and 30 June 2023, our net gearing ratios (calculated as net debt divided by total capital at the end of the period. In particular, net debt is calculated as total interest-bearing liabilities less cash and cash equivalents at the end of the period; total capital is calculated as total equity plus net debt) were 54.4% and 53.4%, respectively, representing a decrease of 1.0 percentage points from that as at 31 December 2022, primarily due to the change in net debt and cash and cash equivalent during the current period.

Except as disclosed above, as at 30 June 2023, we did not have any loan capital issued and outstanding or agreed to be issued, bank overdrafts, loans or other similar indebtedness, liabilities under acceptances or acceptable credits, debentures, mortgages, charges, hire purchases commitments, guarantees or other material contingent liabilities.

(b) Commitments

Our capital commitments contracted for at each balance sheet date, but not yet incurred are as follows:

於2022年12月31日及2023年6月30日，我們的淨資產負債比率(按債務淨額除以期末資本總額計算。其中，債務淨額按有息負債總額減期末現金及現金等價物計算；資本總額按權益總額加債務淨額計算)分別為54.4%及53.4%，較2022年12月31日減少1.0個百分點，主要原因由本期現金及現金等價物及債務淨額變動導致。

除上文所披露者外，於2023年6月30日，我們並無任何已發行及尚未償還或同意發行的借貸資本、銀行透支、貸款或其他類似債務、承兌負債或承兌信用證、債權證、按揭、質押、租購承擔、擔保或其他重大或有負債。

(b) 承諾

我們於各資產負債表日期已訂約但未產生的資本性承諾如下：

		Unaudited 未經審核	Audited
		As at	As at
		30 June	31 December
		2023	2022
		於6月30日	於12月31日
		2023年	2022年
		RMB'000	RMB'000
		人民幣千元	人民幣千元
Property, plant and equipment	不動產、工廠及設備	49,925	499,550

(c) *Concession projects and construction projects contracted at the end of the reporting period, but not yet incurred are as follows:*

(c) 於報告期末簽訂但尚未產生的特許項目及建設項目如下：

		Unaudited 未經審核	Audited
		As at	As at
		30 June	31 December
		2023	2022
		於6月30日	於12月31日
		2023年	2022年
		RMB'000	RMB'000
		人民幣千元	人民幣千元
Concession projects and construction projects	特許項目及建設項目	1,729,799	1,760,522

CHAPTER SIX MANAGEMENT DISCUSSION AND ANALYSIS

第六章 管理層討論與分析

(d) Capital Expenditure

Our capital expenditure mainly comprises purchases of land use rights, property, plant and equipment and intangible assets. Our capital expenditure was RMB30.6 million for the six months ended 30 June 2023, representing a decrease of 82.6% as compared to RMB175.5 million for the six months ended 30 June 2022.

Our capital expenditure for each of our segments as at the dates indicated below is as follows:

(d) 資本開支

我們的資本開支主要包括購買土地使用權、物業、廠房及設備及無形資產。截至2023年6月30日止六個月期間，我們的資本開支為人民幣30.6百萬元，較2022年6月30日止六個月期間的人民幣175.5百萬元，減少82.6%。

於下列所示日期我們各分部的資本開支如下：

		Unaudited	
		Six months ended 30 June	
		未經審核	
		截至6月30日止六個月	
		2023	2022
		2023年	2022年
		RMB'000	RMB'000
		人民幣千元	人民幣千元
Wastewater treatment	污水處理	10,943	148,190
Water supply	水供給	18,873	1,413
Others	其他	805	25,930
		30,621	175,533

Based on our current business plan, we expect to incur capital expenditure amounting to RMB70.6 million for the year ending 31 December 2023. Our anticipated capital expenditure is subject to change from time to time based on the reassessment of our business plan, prevailing market conditions, regulatory environment and outlook of our future operational results.

根據我們的當前業務計劃，我們預期將於截至2023年12月31日止年度產生資本開支人民幣70.6百萬元。我們的預期資本開支可能根據我們業務計劃、目前市況、監管環境及未來經營業績展望的重估不時變化。

CHAPTER SIX MANAGEMENT DISCUSSION AND ANALYSIS

第六章 管理層討論與分析

6. Employees and Remuneration Policies

As at 30 June 2023, we had 1,438 full-time employees, all of whom were in China and most of whom were based in Yunnan. The following table sets forth the breakdown of our employees by function as at 30 June 2023:

Function	職能	Number 人數
Management and Administration	管理及行政	189
Finance	財務	55
Research and Development	研發	65
Quality Monitoring	質量檢測	240
Marketing	營銷	17
Operations	運營	829
Construction and Maintenance	建設及維護	43
Total	總計	1,438

We recruit our employees from the open market. The compensation for our employees includes basic wages, performance pay, bonuses and other staff benefits. Our employee benefits and labor expenses from January to June in 2022 amounted to RMB87.7 million, and our employee benefits and labor expenses from January to June in 2023 amounted to RMB81.1 million, representing a decrease of approximately RMB6.6 million or 7.5% as compared to the same period of 2022.

We believe our employees are the most valuable resources to achieve our success. To ensure the quality of our employees at all levels, we adopted a new employee internship management mechanism, a blended learning mechanism that combines centralised training and online training, on-the-job training, exchanges and rotations, apprenticeship learning and other talented team building systems that coexist in various talent business training methods. With the core talent circulation training mechanism and other methods that take “production, learning, research and use”, we take multiple measures to improve the comprehensive quality and professional ability of employees to ensure talents for the Company's business development. At the same time, we own Kunming Dianchi Vocational Skills Training School Company Limited (昆明滇水職業技能培訓學校有限公司) to provide more training for our employees.

6. 僱員及薪酬政策

於2023年6月30日，我們有1,438名全職僱員，全部在中國，大部分在雲南。下表載列我們於2023年6月30日按職能劃分的僱員明細：

我們在公開市場上招募僱員。我們僱員的報酬包括基本工資、績效工資、獎金及其他僱員福利。2022年1月至6月公司僱員福利及勞務開支為人民幣87.7百萬元，2023年1月至6月公司僱員福利及勞務開支為人民幣81.1百萬元，與2022年同期比較減少7.5%，約人民幣6.6百萬元。

我們認為僱員是我們獲得成功的最寶貴資源。為確保各級僱員的素質，我們通過新員工培訓管理機制、集中式培訓與線上培訓相結合的混合式學習機制、掛職鍛煉、交流輪崗、跟班學習等多種人才業務培養方式並存的人才隊伍建設體系、「產、學、研、用」為核心的人才循環培養機制等方式，多措並舉的提升員工的綜合素質與專業能力，為公司業務發展提供人才保障。同時，我們擁有昆明滇水職業技能培訓學校有限公司，為我們的員工提供更多培訓。

Our labor union communicates closely with the management regarding labor matters on behalf of our employees' interests. During the Reporting Period, we had not experienced any interruptions to our operations caused by major labor disputes and there were no complaints or claims from our employees which had a material adverse effect on our business. Our Directors believe that we maintain a good relationship with our employees. During the Reporting Period, the Group had no major labor disputes which might produce significant impact on the normal business operations of the Group.

7. Contingent Liabilities

As at 30 June 2023, the Group did not have any material contingent liability.

8. Material Investment and Acquisition

As at 30 June 2023, the Group did not have any material investment and acquisition (including material acquisitions of subsidiaries, associates and joint ventures). During the Reporting Period, the Company did not enter into any new material investment and acquisition agreements and the projects under the original investment and acquisition agreements had been actively carried forward.

9. Material Disposal of Subsidiaries, Associates and Joint Ventures

During the Reporting Period, the Group did not have any material disposal of subsidiaries, associates and joint ventures.

10. Material Litigation

As at 30 June 2023, the Group was not involved in any material or potential material litigation.

11. Exchange Rate Volatility Risk and Any Related Hedging

The Group still retains some foreign currency funds and borrowings, and the foreign currency funds are mainly Hong Kong dollars and US dollars. Exchange rate fluctuations have a certain impact on the retention of foreign currency funds and the return of principal and interest on borrowings. Therefore, for certain foreign currency borrowings, we have entered into agreements with domestic financial institutions whereby the domestic financial institutions converted the foreign currency borrowings into RMB borrowings for lending to the Group. The Group is only required to pay the principal and interest of the RMB borrowings at a fixed interest rate to the domestic financial institutions at the time of each principal and interest payment, which reduces the risk of fluctuations in foreign exchange rates.

我們的工會代表員工的利益，就有關勞工事宜與我們的管理層密切溝通。報告期內，我們並無因重大勞動糾紛引致的運營中斷，亦無對我們的業務嚴重不利的員工投訴與索償。我們的董事認為我們與僱員的關係良好，報告期內，本集團並無任何重大勞務糾紛對本集團正常業務營運產生重大影響。

7. 或有負債

於2023年6月30日，本集團並無任何重大或有負債。

8. 重大投資及收購

於2023年6月30日，本集團並無任何重大投資及收購(包括附屬公司、聯營公司及合營公司的重大收購)。報告期內，本公司未簽訂任何新的重大投資及收購協議，原有的投資及收購協議下的項目正在積極推進中。

9. 附屬公司、聯營公司及合營公司的重大出售

於報告期內，本集團並無任何附屬公司、聯營公司及合營公司的重大出售事項。

10. 重大訴訟

於2023年6月30日，本集團無重大訴訟或潛在重大訴訟。

11. 匯率波動風險及任何相關對沖

本集團仍留存部分外幣資金及外幣借款，外幣資金主要為港元、美元。匯率的波動對留存外幣資金及歸還借款本息均有一定影響，因此，就部分外幣借款，我們與境內金融機構簽訂協議，境內金融機構將外幣借款轉換為人民幣借款借予本集團。本集團在每期支付本息時，只需支付境內金融機構固定利率的人民幣借款本息，從而降低外匯匯率波動風險。

CHAPTER SIX MANAGEMENT DISCUSSION AND ANALYSIS

第六章 管理層討論與分析

12. Loans to Certain Entities

On 9 June 2022, the Company entered into an entrusted loan contract with Kunming Construction and Kunming Panlong District Rural Credit Cooperative* (昆明市盤龍區農村信用合作聯社) (“**Panlong District Rural Credit Cooperative**”), pursuant to which the Company entrusted Panlong District Rural Credit Cooperative to provide a loan of RMB310 million to Kunming Construction with an annual interest rate of 8.5% which shall become due on 8 June 2023. Kunming Dianchi Investment provided a full and joint liability guarantee for the entrusted loan transaction under the entrusted loan contract. On 9 June 2023, the parties entered into an extension agreement for the entrusted loan contract dated 9 June 2022 to extend the term of RMB180 million of the principal amount thereunder to 8 June 2024. For details, please refer to the announcements of the Company dated 9 June 2022, 9 June 2023 and 12 June 2023.

On 24 October 2022, the Company entered into the entrusted loan contract with Kunming DIG and Kunming Chenggong District Rural Credit Cooperative* (昆明市呈貢區農村信用合作聯社) (“**Chenggong District Rural Credit Cooperative**”), pursuant to which the Company entrusted Chenggong District Rural Credit Cooperative to provide a loan of RMB200 million to Kunming DIG with an annual interest rate of 8.5% which shall become due on 24 September 2023. For details, please refer to the announcement of the Company dated 24 October 2022.

On 16 June 2023, the Company entered into the entrusted loan contract with Anju Group and Jinma Branch of Kunming Guandu Rural Cooperative Bank* (昆明官渡農村合作銀行金馬支行) (“**Jinma Branch of Guandu Rural Cooperative Bank**”), pursuant to which the Company entrusted Jinma Branch of Guandu Rural Cooperative Bank to provide a RMB80 million loan to Anju Group with an annual interest rate of 8.5% and a term commencing on 16 June 2023 and ending on 16 June 2024. For details, please refer to the announcement of the Company dated 16 June 2023.

As far as the Company is aware, Kunming Construction, Kunming DIG and Anju Group are all controlled or held by Kunming SASAC, and Kunming DIG holds approximately 15.58% of the shares of Kunming Construction. Save for the above, Kunming Construction and Kunming DIG are not related to each other, which are also not connected persons as defined under the Listing Rules.

* For identification purpose only

12. 給予某實體的貸款

本公司於2022年6月9日與昆明城投及昆明市盤龍區農村信用合作聯社(「盤龍區農村信用合作聯社」)簽訂委託貸款借款合同，由本公司委託盤龍區農村信用合作聯社向昆明城投提供人民幣3.1億元的貸款，年利率為8.5%，將於2023年6月8日到期。昆明滇池投資就委託貸款借款合同項下委託貸款交易提供全額連帶責任保證擔保。於2023年6月9日，各方就2022年6月9日的委託貸款借款合同簽訂展期協議，將其項下的本金人民幣1.8億元到期日展期至2024年6月8日。有關詳情，請參閱本公司日期分別為2022年6月9日，2023年6月9日及2023年6月12日的公告。

本公司於2022年10月24日與昆明發展投資集團及昆明市呈貢區農村信用合作聯社(「呈貢區農村信用合作聯社」)簽訂委託貸款借款合同，由本公司委託呈貢區農村信用合作聯社向昆明發展投資集團提供人民幣2億元的貸款，年利率為8.5%，將於2023年9月24日到期。有關詳情，請參閱本公司日期為2022年10月24日的公告。

本公司於2023年6月16日與安居集團及昆明官渡農村合作銀行金馬支行(「官渡農合行金馬支行」)簽訂委託貸款借款合同，由本公司委託官渡農合行金馬支行向安居集團提供人民幣8,000萬元的貸款，年利率為8.5%，自2023年6月16日起至2024年6月16日止。有關詳情請參閱本公司日期為2023年6月16日的公告。

據本公司所知，昆明城投、昆明發展投資集團及安居集團均由昆明市國資委實際控制或持有，且昆明發展投資集團分別持有昆明城投約15.58%的股份，除此以外，昆明城投及昆明發展投資集團相互並無關連，該等公司亦非上市規則中所定義的關連人士。

* 僅供識別

I. COMPLIANCE WITH THE CORPORATE GOVERNANCE CODE

The Company understands that good corporate governance is conducive to healthy, high-quality and sustainable development of the Company and enhances the comprehensive competitiveness of the Company. The Board of Directors has the responsibility to lead and oversee the Company and is responsible for strategic planning, business development, compliance governance, culture promotion, environmental, social and governance management, supervision and other matters of the Company. The Company focuses on maintaining a high standard of corporate governance for purposes of enhancing the value of the Shareholders and protecting their interests. The Company has adopted the code provisions of the Corporate Governance Code as contained in Appendix 14 to the Listing Rules as its own corporate governance code. The Company has established and enhanced the corporate governance structure in accordance with the Listing Rules and the Corporate Governance Code and has set up a series of corporate governance policies. The Directors believe that during the Reporting Period, the Company has been observing all mandatory code provisions as stipulated in the Corporate Governance Code except for provision B.2.2.

Under code provision B.2.2, every Director, including those appointed for a specific term, should be subject to retirement by rotation at least once every three years. As at the end of the Reporting Period, the term of office of the first session of the Board and the board of supervisors of the Company (“Supervisors”) had expired for three years, however, the nomination of relevant candidates had not yet been completed. At the same time, the Board, taking into consideration of the continuity of the work of the Board and the board of Supervisors, did not re-elect any Director in a timely manner at the expiration of his/her term of office in accordance with the relevant provisions in the articles of association of the Company, and the original Directors shall still be expected to perform the duties of Directors in accordance with laws, administrative rules, departmental rules, as well as the articles of association of the Company before the re-elected Directors assume their duties. Therefore, the Board considers that deviations from provision B.2.2 of the Corporate Governance Code will not have a significant impact on the Group’s operation as a whole and the Company will complete the relevant work as soon as possible.

The Board will examine and review, from time to time, the Company’s corporate governance practices and operation in order to comply with the relevant provisions under the Listing Rules and to protect the Shareholders’ interests.

一、遵守企業管治守則

本公司知悉良好的企業管治有利於公司的健康、高質量可持續發展，增強企業的綜合競爭力，董事會負有領導及監控本公司的責任，負責公司戰略規劃、業務發展、合規管治、文化宣導、環境、社會及管治管理及監督等方面的工作。本公司注重維持高水準之企業管治，以提升股東價值及保障股東之權益。本公司已採納上市規則附錄十四所載的企業管治守則內的守則條文，作為其本身的企業管治守則。本公司已根據上市規則及守則的要求建設和完善企業管治架構，建立一系列企業管治制度。董事認為，於報告期內，除守則條文 B.2.2 外，其已遵守企業管治守則所載的一切強制性守則條文。

根據企業管治守則第 B.2.2 條，每名董事（包括有指定任期的董事）應輪流退任，至少每三年一次。截至報告期末，本公司第一屆董事會、監事（「監事」）會任期已滿 3 年，惟相關候選人的提名工作尚未結束，與此同時，董事會考慮到本公司董事會、監事會工作的連續性，在本公司章程的相關規定下，董事任期屆滿未及時改選，在改選出的董事就任前，原董事仍應當依照法律、行政法規、部門規章和本公司章程的規定，履行董事職務。故董事會認為偏離企業管治守則條文第 B.2.2 條的情形整體上不會對本集團的運營造成重大影響，並且本公司將儘快完成相關工作。

董事會將不時審查本公司的企業管治常規及運作，以符合上市規則項下有關規定並保障股東的權益。

CHAPTER SEVEN CORPORATE GOVERNANCE AND OTHER INFORMATION

第七章 企業管治及其他資料

II. THE DIRECTORS, SUPERVISORS AND SENIOR MANAGEMENT

二、董事、監事、高級管理人員

1. Changes of Directors, Supervisors and Senior Management

1. 董事、監事、高級管理人員變動情況

During the Reporting Period and as at the Latest Practicable Date, pursuant to Rule 13.51B(1) of the Listing Rules, the changes in the information of Directors, supervisors and senior management of the Company are as follows:

於報告期內及截至最後實際可行日期，根據香港上市規則第13.51B(1)條規定，本公司的董事、監事和高級管理人員資料變更如下：

- 1) On 7 February 2023, the Board removed Mr. Luo Yun from the positions of deputy general manager and member of the Strategy and Investment Decision Committee and also proposed to remove him from the position of executive Director. The removal of Mr. Luo Yun from the position of executive Director has been considered approved at the 2023 first extraordinary general meeting (the “2023 First EGM”) held on 6 April 2023 and became effective on the same date.
- 2) On 7 February 2023, Mr. Chen Changyong was appointed as a member of the Strategy and Investment Decision Committee.
- 3) On 7 March 2023, Ms. Ren Na tendered her resignation as a non-executive Director of the Company to the Board due to work re-arrangement and her resignation took effect on the day when the new Director to replace her was elected and appointed at the 2023 First EGM.
- 4) Mr. Zhou Jianbo was appointed as a non-executive Director at 2023 First EGM.

- 1) 於2023年2月7日，董事會免除了羅雲先生的副總經理、戰略與投資決策委員會委員的職務，同時建議免除其執行董事職務。免除羅雲先生執行董事職務經2023年4月6日召開的2023年第一次臨時股東大會（「2023年第一次臨時股東大會」）審議通過並於當日生效。
- 2) 於2023年2月7日，陳昌勇先生獲委任為戰略與投資決策委員會委員。
- 3) 任娜女士因工作調整，於2023年3月7日向董事會提交辭呈，辭去本公司非執行董事職務，其辭任已於2023年第一次臨時股東大會選舉出及委任替補董事當日生效。
- 4) 周建波先生已於2023年第一次臨時股東大會上獲委任為非執行董事。

CHAPTER SEVEN CORPORATE GOVERNANCE AND OTHER INFORMATION 第七章 企業管治及其他資料

- 5) Ms. Song Hong tendered her resignation as a non-executive Director of the Company to the Board due to change in her employment, and her resignation took effect on 24 April 2023.
- 5) 宋紅女士因個人工作變動向董事會提交辭呈，辭去本公司非執行董事職務，其辭任已於2023年4月24日生效。
- 6) Mr. Xu Jingdong was appointed as a non-executive Director at the 2022 annual general meeting held on 29 June 2023. Mr. Xu Jingdong also serves as a director of Kunming Dianchi Investment.
- 6) 徐景東先生已於2023年6月29日召開的2022年度股東週年大會上獲委任為非執行董事。徐景東先生現亦為昆明滇池投資董事。
- 7) Mr. Ong King Keung was an independent director of China Candy Holdings Limited (“China Candy”) between 29 February 2016 to 14 September 2017 and was named as one of the respondents in the petition filed with the Court of First Instance of the High Court of Hong Kong by the SFC in the matter of China Candy, the shares of which were delisted from GEM of the Stock Exchange in December 2019. The press release made by the SFC on 20 April 2023 stated that the SFC has commenced legal proceedings in the Court of First Instance to seek disqualification orders against seven former members of the board of directors of China Candy, including Mr. Ong King Keung, under section 214 of the Securities and Futures Ordinance (Cap. 571 of the Laws of Hong Kong).
- 7) 王競強先生於2016年2月29日至2017年9月14日期間擔任中國糖果控股有限公司(「中國糖果」)獨立董事，因證監會對中國糖果(其股份已於2019年12月自聯交所GEM除牌)向香港高等法院原訟法庭提交的呈請中，被列為應訴人之一。證監會於2023年4月20日作出的新聞稿指出，證監會根據香港法例第571章證券及期貨條例第214條在原訟法庭展開法律程序，尋求對包括王競強先生在內的中國糖果的七名前任董事會成員作出取消資格令。

Except as disclosed above, and as at the Latest Practicable Date, the Company is not aware of any change in particulars of Directors and Supervisors that needs to be disclosed pursuant to Rule 13.51B(1) of the Listing Rules.

除上文所披露外，以及截至最後實際可行日期，本公司並未知悉任何根據香港上市規則第13.51B(1)條規定有關董事或監事資料變更而須作出的披露。

CHAPTER SEVEN CORPORATE GOVERNANCE AND OTHER INFORMATION

第七章 企業管治及其他資料

2. The Interest and Short Positions of the Directors, Supervisors and Senior Management in the Shares, Underlying Shares and Debentures

As of 30 June 2023, none of the Directors, Supervisors and senior management of the Company had any interest or short positions in the Shares, underlying Shares and debentures of the Company and its associated corporations (within the meaning of Part XV of the SFO) which will have to be notified to the Company and the Hong Kong Stock Exchange pursuant to Divisions 7 and 8 of Part XV of the SFO (including interest or short positions which they are taken or deemed to have under such provisions of the SFO) or which will be required, pursuant to Section 352 of the SFO, to be recorded in the register referred to therein or which will be required to be notified to the Company and the Hong Kong Stock Exchange pursuant to the Model Code.

As of 30 June 2023, none of the Directors, Supervisors or their respective spouses or children below 18 was granted any right to subscribe for the shares of the Company or any of its associated corporations or to have exercised any such rights.

3. Compliance with the Model Code for Securities Dealings by the Directors and Supervisors

The Company has adopted the Model Code for Securities Transactions by Directors of Listed Issuers as set out in Appendix 10 to the Listing Rules as its own code of conduct for its Directors, Supervisors and relevant employees (has the same meaning ascribed to it under the Corporate Governance Code) in respect of their dealings in the Company's securities. After making specific enquiries to all the Directors and Supervisors, the Directors and Supervisors confirmed that they had strictly complied with the required standard as set out in the Model Code during the Reporting Period.

2. 董事、監事及高級管理人員於股份、相關股份及債券的權益及淡倉

截至2023年6月30日，本公司董事、監事及高級管理人員概無於本公司或其任何相聯法團(定義見證券及期貨條例第XV部)的股份、相關股份或債權證中，擁有證券及期貨條例第XV部第7及8分部須知會本公司及香港聯交所的任何權益或淡倉(包括根據證券及期貨條例的該等條文彼被當作或視為擁有的權益或淡倉)，或根據證券及期貨條例第352條須計入該條所指的登記冊內的任何權益或淡倉，或根據標準守則須知會本公司及香港聯交所的任何權益或淡倉。

截至2023年6月30日，概無董事或監事或彼等各自的配偶或18歲以下的子女獲本公司授予任何權利以認購本公司或其任何相聯法團的股份或已行使任何該等權利。

3. 遵守董事及監事進行證券交易之標準守則

本公司已採納上市規則附錄十所載上市發行人董事進行證券交易的標準守則，作為所有董事、監事及有關僱員(定義與企業管治守則相同)進行本公司證券交易的行為守則。根據對董事及監事的專門查詢後，於報告期內各董事及監事均已嚴格遵守標準守則所訂之標準。

CHAPTER SEVEN CORPORATE GOVERNANCE AND OTHER INFORMATION 第七章 企業管治及其他資料

III. INTERESTS OF SUBSTANTIAL SHAREHOLDERS IN SHARES

三、主要股東於股份之權益

As of 30 June 2023 and to the best knowledge of the Company's Directors, the following persons (except for the Company's Directors, the chief executives or supervisors) had some interest or short positions in the Shares or underlying Shares of the Company which will have to be disclosed to the Company pursuant to Divisions 2 and 3 of Part XV of the SFO or to be recorded in the register to be kept by the Company pursuant to Section 336 of the SFO:

截至2023年6月30日，就本公司董事所知，下列人士（本公司董事、最高行政人員或監事除外）於本公司股份或相關股份中擁有根據證券及期貨條例第XV部第2及3部分須向本公司披露或根據證券及期貨條例第336條在本公司所存置的登記冊中記錄之權益或淡倉：

Name of Shareholder	Capacity/ Nature of interest	Class of Shares	Number of Shares	Approximate percentage of the total issued share capital of the Company	Approximate percentage of the relevant class of Shares of the Company
股東名稱	身份/權益性質	股份類別	股份數目 (share) (股)	佔本公司已發行股本總額的概約百分比 %	佔本公司相關類別股份的概約百分比 %
KDI 昆明滇池投資	Beneficial owner 實益擁有人	Domestic Shares 內資股	627,253,548 (long position) (好倉) (Note 2) (附註2)	60.95%	91.03%
Kunming Public Rental Housing Development and Construction Management Co., Ltd. 昆明市公共租賃住房開發建設管理有限公司	Security interest 保證權益	Domestic Shares 內資股	33,013,345 (long position) (好倉) (Note 3) (附註3)	3.21%	4.79%
Kunming Industrial Development & Investment Co., Ltd. 昆明產業開發投資有限責任公司	Beneficial owner 實益擁有人	H Shares H股	59,000,000 (long position) (好倉) (Notes 4 and 5) (附註4及5)	5.73%	17.35%
Kunming Industrial Development and Construction Company Limited 昆明市產業開發建設有限責任公司	Interest of controlled corporation 受控法團權益	H Shares H股	59,000,000 (long position) (好倉) (Notes 4 and 5) (附註4及5)	5.73%	17.35%

CHAPTER SEVEN CORPORATE GOVERNANCE AND OTHER INFORMATION

第七章 企業管治及其他資料

Name of Shareholder	Capacity/ Nature of interest	Class of Shares	Number of Shares	Approximate percentage of the total issued share capital of the Company	Approximate percentage of the relevant class of Shares of the Company
股東名稱	身份/權益性質	股份類別	股份數目 (share) (股)	佔本公司已發行股本總額的概約百分比 %	佔本公司相關類別股份的概約百分比 %
Kunming State-owned Assets Management and Operations Co. Ltd. 昆明市國有資產管理營運有限責任公司	Beneficial owner 實益擁有人	H Shares H股	39,790,000 (long position) (好倉)	3.87%	11.70%
Yunnan Provincial Investment Holdings Group Co., Ltd. 雲南省投資控股集團有限公司	Beneficial owner 實益擁有人	H Shares H股	64,770,000 (long position) (好倉)	6.29%	19.05%
Modern Orient Limited	Interest of controlled corporation 受控法團權益	H Shares H股	47,754,000 (long position) (好倉) (Notes 4 and 6) (附註4及6)	4.64%	14.04%
Beijing Enterprises Water Group Limited	Beneficial owner 實益擁有人	H Shares H股	47,754,000 (long position) (好倉) (Notes 4 and 6) (附註4及6)	4.64%	14.04%
Beijing Enterprises Investments Limited	Interest of controlled corporation 受控法團權益	H Shares H股	47,754,000 (long position) (好倉) (Notes 4 and 6) (附註4及6)	4.64%	14.04%
Beijing Enterprises Holdings Limited	Interest of controlled corporation 受控法團權益	H Shares H股	47,754,000 (long position) (好倉) (Notes 4 and 6) (附註4及6)	4.64%	14.04%
Beijing Enterprises Group Company Limited	Interest of controlled corporation 受控法團權益	H Shares H股	47,754,000 (long position) (好倉) (Notes 4 and 6) (附註4及6)	4.64%	14.04%

CHAPTER SEVEN CORPORATE GOVERNANCE AND OTHER INFORMATION 第七章 企業管治及其他資料

Name of Shareholder	Capacity/ Nature of interest	Class of Shares	Number of Shares	Approximate percentage of the total issued share capital of the Company 佔本公司已發行股本總額的概約百分比 %	Approximate percentage of the relevant class of Shares of the Company 佔本公司相關類別股份的概約百分比 %
股東名稱	身份/權益性質	股份類別	股份數目 (share) (股)		
Beijing Enterprises Group (BVI) Company Limited	Interest of controlled corporation 受控法團權益	H Shares H股	47,754,000 (long position) (好倉) (Notes 4 and 6) (附註4及6)	4.64%	14.04%
Beijing Enterprises Environmental Construction Limited	Interest of controlled corporation 受控法團權益	H Shares H股	47,754,000 (long position) (好倉) (Notes 4 and 6) (附註4及6)	4.64%	14.04%

Notes:

- (1) The data disclosed above are mainly based on information provided on the website of Hong Kong Stock Exchange (<https://www.hkexnews.hk>) and records of the register required to be kept by the Company under Section 336 of the Securities and Futures Ordinance.
- (2) Pursuant to a counter-guarantee contract signed by KDI on 29 June 2022, KDI pledged 33,013,345 shares of the Company held by it to secure its debts. As at the Latest Practicable Date, KDI held an aggregate of 660,266,893 shares of the Company, representing approximately 64.16% of the total number of issued shares of the Company.

On 24 October 2022, KDI pledged up to 198,080,068 domestic shares in the issued shares of the Company in favour of Agricultural Bank of China Limited Kunming Dianchi National Tourism Resort Sub-branch (the "Lender") as security for a loan facility in an aggregate amount of RMB200,000,000 provided by the Lender to the Company (please see the section headed "V. PLEDGE OF SHARES BY THE CONTROLLING SHAREHOLDER" below and the Company's announcement dated 23 October 2022 for details).

註:

- (1) 以上所披露數據主要基於香港聯交所網站 (<https://www.hkexnews.hk>) 所提供的信息作出及本公司根據《證券及期貨條例》第336條規定存置的登記冊之記錄作出。
- (2) 根據昆明滇池投資於2022年6月29日簽署的反擔保合同，昆明滇池投資質押了其持有的本公司33,013,345股股份為其債務擔保。於最後實際可行日期，昆明滇池投資持有合共660,266,893股本公司股份，佔本公司已發行股份總數約64.16%。

於2022年10月24日，昆明滇池投資質押本公司已發行股份中不超過198,080,068股內資股予中國農業銀行股份有限公司昆明滇池國家旅遊度假區支行（「貸款人」），作為貸款人向本公司提供一筆總額為人民幣200,000,000元貸款融資的質押（詳情請見下文「五、控股股東質押股份」及本公司日期為2022年10月23日的公告）。

CHAPTER SEVEN CORPORATE GOVERNANCE AND OTHER INFORMATION

第七章 企業管治及其他資料

On 31 August 2023, the Company received the Notice of Assistance in Enforcement from the Shanghai Financial Court (《上海金融法院協助執行通知書》) (“**Notice of Assistance in Enforcement I**”) and the Notice of Assistance in Enforcement from the People’s Court of Changchun Economic and Technological Development Zone (長春經濟技術開發區人民法院協助執行通知書) (“**Notice of Assistance in Enforcement II**”). According to the Notice of Assistance in Enforcement I, the Company was requested to assist in the enforcement of freezing of equity interest in the Company held by KDI amounting to RMB250 million (accounting for 24.29% of the issued share capital of the Company) and relevant rights and interests including dividends. The freezing period is three years from 31 August 2023 to 30 August 2026. According to the Notice of Assistance in Enforcement II, the Company was requested to assist in the enforcement of seizure of equity interest in the Company held by KDI (accounting for 60.951% of the issued share capital of the Company). The seizure period is three years from 31 August 2023 to 30 August 2026 (please refer to the Company’s announcement dated 1 September 2023 for details).

- (3) Pursuant to the counter-guarantee contract signed between Kunming Public Rental Housing Development and Construction Management Co., Ltd. and Kunming Dianchi Investment on 29 June 2022, Kunming Public Rental Housing Development and Construction Management Co., Ltd. has a security interest in the 33,013,345 shares held by Kunming Dianchi Investment.
- (4) Pursuant to Section 336 of the SFO, if certain conditions are met, the Shareholders of the Company are required to submit a disclosure of interest notice. In the event of changes in the shareholding of the Shareholders in the Company, the Shareholders will not be required to notify the Company and the Hong Kong Stock Exchange unless certain conditions are met. Therefore, the latest shareholding of the Shareholders in the Company may be different from the shareholding submitted to the Hong Kong Stock Exchange.
- (5) Such 59,000,000 shares belong to the same batch of shares.
- (6) Such 47,754,000 shares belong to the same batch of shares.
- (7) Save for the disclosed above, as of 30 June 2023, the Company is not aware of any other persons (other than the Directors, supervisors and chief executives of the Company) who have interest or short positions in the Shares or Underlying Shares of the Company which are required to be recorded in the register under Section 336 of the SFO.

IV. FACILITY AGREEMENT SUBJECT TO DUE PERFORMANCE OF SPECIFIC CONDITIONS BY THE CONTROLLING SHAREHOLDER

On 25 March 2022, Dianchi International Holdings Limited (the “**Borrower**”), a direct wholly-owned subsidiary of the Company, as borrower and the Company as guarantor signed a facility agreement (“**Facility Agreement**”) with various banks (the “**Banks**”). Pursuant to the Facility Agreement, the Banks will provide the banking facilities of up to US\$300 million or equivalent foreign currency (the “**Facility**”) to the Borrower. The final repayment date of the Facility shall be the date falling 36 months after the first withdrawal date.

於2023年8月31日，本公司收到《上海金融法院協助執行通知書》(「協助執行通知書I」)及《長春經濟技術開發區人民法院協助執行通知書》(「協助執行通知書II」)。根據協助執行通知書I所述，本公司被要求協助執行凍結昆明滇池投資持有本公司出資額為人民幣250百萬元的股權(相當於佔本公司已發行股本的24.29%股權)及包括分紅在內的權益。凍結期為三年，即2023年8月31日至2026年8月30日。根據協助執行通知書II所述，本公司被要求協助執行查封昆明滇池投資所持有相當於佔本公司已發行股本的60.951%股權，查封期限為三年，即2023年8月31日至2026年8月30日(詳情請見本公司日期為2023年9月1日的公告)。

- (3) 根據昆明市公共租賃住房開發建設管理有限公司與昆明滇池投資於2022年6月29日簽署的反擔保合同，昆明市公共租賃住房開發建設管理有限公司在昆明滇池投資持有33,013,345股份中擁有保證權益。
- (4) 根據證券及期貨條例第336條，倘若若干條件達成，則本公司股東須呈交披露權益表格。倘股東於本公司的持股量變更，除非若干條件已達成，否則股東毋須知會本公司及香港聯交所，故股東於本公司之最新持股量可能與呈交予香港聯交所的持股量不同。
- (5) 該59,000,000股股份屬同一批股份。
- (6) 該47,754,000股股份屬同一批股份。
- (7) 除上述披露外，截至2023年6月30日，本公司並不知悉任何其他人士(本公司董事、監事及最高行政人員除外)於本公司股份或相關股份中擁有根據證券及期貨條例第336條規定須記錄於登記冊內之權益或淡倉。

四、貸款協議載有關於控股股東須履行特定責任的條件

於2022年3月25日，本公司之直接全資附屬公司滇池國際控股有限公司(「**借款人**」)(作為**借款人**)及本公司(作為擔保人)與數家銀行(「**該等銀行**」)簽訂貸款協議(「**貸款協議**」)。根據貸款協議，該等銀行將向借款人提供合共不多於300百萬美元或等值外幣的貸款(「**融資**」)，融資的最終還款日期為首次提款日36個月後當日。

As at the date of entering into the Facility Agreement, Kunming SASAC holds 90% of the share capital of Kunming Dianchi Investment, and Kunming Dianchi Investment holds approximately 64.16% of the issued share capital of the Company. Pursuant to the Facility Agreement, if Kunming SASAC no longer directly or indirectly owns 51% or more of the share capital of the Company, it would be deemed as a change of control, and the Banks would be entitled to cancel its loan facilities pursuant to the Facility Agreement and to declare that all amounts outstanding under the Facility (including interests accrued) and all other amounts shall immediately become due and payable (unless waived by the majority of the Banks). For details, please refer to the Company's announcement dated 25 March 2022.

During the Reporting Period, the Company entered into a pledge of receivables contract with Bank of Communications (Hong Kong) Limited (as the guarantee agent), pursuant to which the Company pledged the trade receivables of RMB800 million held by it to Bank of Communications (Hong Kong) Limited to provide guarantee for the loans under the loan agreement signed by the Group on 25 March 2022.

As of the Latest Practicable Date, Kunming SASAC directly or indirectly owned 51% or more of the share capital of the Company and no change of control as described in the Facility Agreement has occurred.

V. PLEDGE OF SHARES BY THE CONTROLLING SHAREHOLDER

On 24 October 2022, Kunming Dianchi Investment, the Controlling Shareholder, entered into an agreement with Agricultural Bank of China Limited Kunming Dianchi National Tourism Resort Sub-branch (the "Lender"), to pledge up to 198,080,068 domestic shares in the issued shares of the Company, representing 30% of its shareholding of the Company (the "Pledged Shares"), in favour of the Lender as security for a loan facility in an aggregate amount of RMB200,000,000 granted to the Company (the "Loan Facility"). The Pledged Shares represent approximately 19.25% of the total issued shares of the Company, and are expected to be discharged and released upon repayment of the Loan Facility in full. For details, please refer to the announcement of the Company dated 23 October 2022. As of the end of the Reporting Period, the Loan Facility was not yet due.

於簽訂貸款協議當日，昆明市國資委持有昆明滇池投資90%股權，昆明滇池投資於本公司已發行股本中擁有約64.16%的權益。根據貸款協議，如果昆明市國資委不再直接或間接擁有51%以上的本公司的股權，將被視為發生控制權變更，該等銀行可根據貸款協議取消其承貸額，並宣佈融資項下的所有尚未償還金額(包括累計利息)及所有其他款項即時到期及須予償還(除非多數該等銀行放棄)。詳情請見本公司日期為2022年3月25日的公告。

於報告期內，本公司與交通銀行(香港)有限公司(作為擔保代理行)簽署了應收賬款質押合同，將本公司持有的金額為人民幣8億元的應收賬款質押給交通銀行(香港)有限公司以為本集團於2022年3月25日簽署的貸款協議下的貸款提供擔保。

截至最後可行日期，昆明市國資委直接或間接擁有本公司51%以上的股權，未發生貸款協議所述控制權變更的情況。

五、 控股股東質押股份

於2022年10月24日，控股股東—昆明滇池投資與貸款人中國農業銀行股份有限公司昆明滇池國家旅遊度假區支行(「貸款人」)簽訂協議，將其持有的本公司已發行股份中不超過198,080,068股內資股，相當於其在本公司所持股權的30%(「質押股份」)質押予貸款人，為本公司一筆總額為人民幣200,000,000元貸款融資(「融資貸款」)提供擔保。質押股份佔本公司已發行股份總數約19.25%，質押股份預期於悉數償還融資貸款後免除及解除。有關詳情，請參閱本公司日期為2022年10月23日的公告。截至報告期末，融資貸款尚未到期。

CHAPTER SEVEN CORPORATE GOVERNANCE AND OTHER INFORMATION

第七章 企業管治及其他資料

VI. PURCHASE, SALE OR REDEMPTION OF THE COMPANY'S LISTED SECURITIES

Neither the Company nor any of its subsidiaries had purchased, sold or redeemed any of the Company's listed securities during the six months ended 30 June 2023.

VII. SHARE SCHEME AND ISSUANCE OF EQUITY SECURITIES

As at 30 June 2023, the Company or any of its subsidiaries had no share option schemes or share award schemes. During the Reporting Period, there was also no issuance of equity securities (including securities convertible into equity securities) for cash.

VIII. AUDIT COMMITTEE

The Audit Committee of the Company consists of three independent non-executive Directors, namely Ms. Wang Dongfang, Ms. Zheng Dongyu and Mr. Ong King Keung. The Audit Committee of the Company is mainly responsible for reviewing the financial information of the Company, reviewing and supervising the Company's financial reporting process, financial control, internal control and risk management systems, supervising the Company's internal audit system and performing corporate governance duties, and overseeing the audit process and recommending the engagement or replacement of external auditors. The Audit Committee is also responsible for the communications between the internal and the external auditors and performing other duties and responsibilities as assigned by the Board. The Audit Committee has reviewed the unaudited interim results for the six months ended 30 June 2023 and considered that the Group has adopted applicable accounting policies and made adequate disclosures in relation to preparation of relevant results.

IX. 2023 INTERIM DIVIDEND

In view of the economic environment and the future development plan of the Company, the Board does not recommend the payment of an interim dividend for the six months ended 30 June 2023 (for the six months ended 30 June 2022: nil).

六、購買、出售或贖回本公司上市證券

截至2023年6月30日止六個月內，本公司或其任何附屬公司並無購買、出售或贖回本公司任何上市證券。

七、股份計劃及發行股本證券

於2023年6月30日止，本公司或其任何附屬公司並無股份期權計劃或股份獎勵計劃。報告期內亦無發行股本證券(包括可轉換為股本證券的證券)以換取現金。

八、審計委員會

本公司審計委員會由王東方女士、鄭冬渝女士、王競強先生三名獨立非執行董事組成，主要負責審閱公司的財務資料，檢討及監督本公司財務申報程序、財務控制、內部監控及風險管理制度、監察本公司內部審計制度及履行企業管治職責，監督審計程序及提議任命或更換外部核數師。審計委員會還負責內外核數師之間的溝通及履行董事會賦予的其他職責與責任。審計委員會已審閱截至2023年6月30日止六個月的未經審核中期業績，並認為編製有關業績已採用適合的會計政策及已作出足夠的披露。

九、2023年中期股息

董事會基於對經濟環境及公司未來發展規劃的考量，不建議派發截至2023年6月30日止六個月之中期股息(截至2022年6月30日止六個月：無)。

CHAPTER EIGHT INTERIM FINANCIAL INFORMATION
INTERIM CONDENSED CONSOLIDATED STATEMENT OF COMPREHENSIVE INCOME
第八章 中期財務資料 簡明合併中期綜合收益表

FOR THE SIX MONTHS ENDED 30 JUNE 2023 截至2023年6月30日止六個月

		Unaudited		
		Six months ended 30 June		
		未經審核		
		截至6月30日止六個月		
		<i>Notes</i>	2023	2022
		<i>附註</i>	2023年	2022年
			RMB'000	RMB'000
			人民幣千元	人民幣千元
Revenue	收入	6	862,833	909,091
Cost of sales	銷售成本	25	(462,325)	(516,153)
Gross profit	毛利		400,508	392,938
Selling expenses	銷售費用	25	(1,038)	(3,788)
Administrative expenses	行政費用	25	(37,144)	(50,710)
Research and development expenses	研發費用	25	–	(185)
Net impairment losses on financial and contract assets	金融資產和合同資產減值損失淨額		(30,898)	(9,997)
Other income	其他收入	23	11,325	20,739
Other losses	其他虧損	24	(1,897)	(1,048)
Operating profit	經營利潤		340,856	347,949
Finance income	財務收入	26	19,933	22,409
Finance costs	財務成本	26	(159,366)	(163,127)
Finance costs – net	財務成本－淨額	26	(139,433)	(140,718)
Share of results of associates	分佔聯營公司業績		–	(363)
Profit before tax	稅前利潤		201,423	206,868
Income tax expense	所得稅費用	27	(34,499)	(23,382)
Profit for the period	期內利潤		166,924	183,486
Profit for the period attributable to:	期內利潤歸屬：			
– Equity holders of the Company	– 本公司權益持有人		165,945	182,826
– Non-controlling interests	– 非控制性權益		979	660
			166,924	183,486

CHAPTER EIGHT INTERIM FINANCIAL INFORMATION
 INTERIM CONDENSED CONSOLIDATED STATEMENT OF COMPREHENSIVE INCOME (Continued)
 第八章 中期財務資料 簡明合併中期綜合收益表(續)

FOR THE SIX MONTHS ENDED 30 JUNE 2023 截至2023年6月30日止六個月

		Unaudited Six months ended 30 June 未經審核 截至6月30日止六個月	
		2023 2023年 RMB'000 人民幣千元	2022 2022年 RMB'000 人民幣千元
		Notes 附註	
Other comprehensive income for the period	期內其他綜合收益		
<i>Items that may be reclassified to profit or loss:</i>	<i>或重新分類至損益之項目：</i>		
Exchange differences on consolidation	匯兌差額	(99)	2,830
Total comprehensive income for the period	期內綜合收益總額	166,825	186,316
Total comprehensive income for the period attributable to:	期內綜合收益總額歸屬於：		
– Equity holders of the Company	– 本公司權益持有人	165,846	185,656
– Non-controlling interests	– 非控制性權益	979	660
		166,825	186,316
Earnings per share for profit for the period attributable to equity holders of the Company (expressed in RMB per share)	期內歸屬於本公司權益持有人的利潤的每股收益 (以每股人民幣元計)		
– Basic and diluted earnings per share	– 基本及稀釋每股收益	28 0.16	0.18

The above condensed consolidated statement of comprehensive income should be read in conjunction with the accompanying notes. 上述簡明合併綜合收益表應與隨附附註一併閱讀。

CHAPTER EIGHT INTERIM FINANCIAL INFORMATION
INTERIM CONDENSED CONSOLIDATED BALANCE SHEET
第八章 中期財務資料 簡明合併中期資產負債表

AS AT 30 JUNE 2023 於2023年6月30日

		Notes	Unaudited 未經審核 30 June 2023 2023年 6月30日 RMB'000 人民幣千元	Audited 經審核 31 December 2022 2022年 12月31日 RMB'000 人民幣千元
ASSETS	資產			
Non-current assets	非流動資產			
Investment properties	投資物業	7	277,462	277,462
Right-of-use assets/land use rights	使用權資產/土地使用權	8	406,026	411,454
Property, plant and equipment	不動產、工廠及設備	9	2,644,076	2,716,650
Receivables under service concession arrangements	特許經營權協議下的 應收款項	10	2,534,349	2,546,421
Amounts due from customers for construction contracts	應收客戶建造合同款	16	657,056	675,715
Contract assets	合約資產	15	143,839	109,121
Intangible assets	無形資產	11	534,571	547,180
Investments in associates	聯營投資	12	-	6,526
Deferred income tax assets	遞延所得稅資產	13	86,591	81,028
			7,283,970	7,371,557
Current assets	流動資產			
Receivables under service concession arrangements	特許經營權協議下的 應收款項	10	47,997	44,128
Inventories	存貨		28,450	21,890
Amounts due from customers for construction contracts	應收客戶建造合同款	16	34,855	35,602
Financial assets at amortised cost	以攤餘成本計量的 金融資產	14	210,000	240,000
Trade and other receivables	應收賬款及其他應收款	15	4,199,112	3,676,339
Cash and bank balances	現金及銀行結餘	17	96,942	131,494
Restricted funds	受限制資金	17	167,203	181,194
			4,784,559	4,330,647
Total assets	資產總額		12,068,529	11,702,204

CHAPTER EIGHT INTERIM FINANCIAL INFORMATION
 INTERIM CONDENSED CONSOLIDATED BALANCE SHEET (Continued)
 第八章 中期財務資料 簡明合併中期資產負債表(續)

AS AT 30 JUNE 2023 於 2023 年 6 月 30 日

		Notes 附註	Unaudited 未經審核 30 June 2023 2023 年 6 月 30 日 RMB'000 人民幣千元	Audited 經審核 31 December 2022 2022 年 12 月 31 日 RMB'000 人民幣千元
LIABILITIES	負債			
Non-current liabilities	非流動負債			
Deferred revenue	遞延收益	21	243,617	230,943
Borrowings	借款	20	1,847,339	2,522,693
Deferred income tax liabilities	遞延所得稅負債	13	51,067	51,903
			2,142,023	2,805,539
Current liabilities	流動負債			
Trade and other payables	應付賬款及其他應付款	22	1,027,603	806,410
Tax payables	應付稅項		107,378	79,431
Borrowings	借款	20	3,956,659	3,346,394
Contract liabilities	合同負債	22	9,695	6,839
			5,101,335	4,239,074
Total liabilities	負債總額		7,243,358	7,044,613
Net assets	淨資產		4,825,171	4,657,591
CAPITAL AND RESERVES	資本及儲備			
Share capital	股本	18	1,029,111	1,029,111
Other reserves	其他儲備	19	1,576,108	1,575,452
Accumulated profits	留存收益		2,210,372	2,044,427
Equity attributable to owners of the Company	本公司擁有人應佔權益		4,815,591	4,648,990
Non-controlling interests	非控制性權益		9,580	8,601
Total equity	權益總額		4,825,171	4,657,591

The above condensed consolidated balance sheet should be read in conjunction with the accompanying notes. 上述簡明合併資產負債表應與隨附附註一併閱讀。

CHAPTER EIGHT INTERIM FINANCIAL INFORMATION

INTERIM CONDENSED CONSOLIDATED STATEMENT OF CHANGES IN EQUITY

第八章 中期財務資料 簡明合併中期權益變動表

FOR THE SIX MONTHS ENDED 30 JUNE 2023 截至2023年6月30日止六個月

		Unaudited 未經審核					
		Attributable to equity holders of the Company 歸屬於本公司權益持有人					
		Share capital	Other reserves	Accumulated profits	Total	Non-controlling interests	Total equity
		股本	其他儲備	留存收益	總額	非控制性權益	權益總額
		RMB'000	RMB'000	RMB'000	RMB'000	RMB'000	RMB'000
		人民幣千元	人民幣千元	人民幣千元	人民幣千元	人民幣千元	人民幣千元
As at 1 January 2022	於2022年1月1日	1,029,111	1,543,576	1,854,715	4,427,402	8,409	4,435,811
Comprehensive income:	綜合收益：						
Profit for the period	期內利潤	-	-	182,826	182,826	660	183,486
Other comprehensive income	其他綜合收益	-	-	-	-	-	-
<i>Items that may be reclassified subsequently to profit or loss</i>	<i>其後可能重新分類至損益之項目</i>	-	-	-	-	-	-
Exchange differences on consolidation	滙兌差額	-	2,830	-	2,830	-	2,830
Total comprehensive income for the period	期內全面收益總額	-	2,830	182,826	185,656	660	186,316
Transactions with owners:	與所有者的交易：						
Dividends in respect of previous year approved	往年股息批准	-	-	(102,911)	(102,911)	-	(102,911)
Dividends to non-controlling shareholders	分派股息予非控制性權益股東	-	-	-	-	(1,693)	(1,693)
As at 30 June 2022	於2022年6月30日	1,029,111	1,546,406	1,934,630	4,510,147	7,376	4,517,523
As at 1 January 2023	於2023年1月1日	1,029,111	1,575,452	2,044,427	4,648,990	8,601	4,657,591
Comprehensive income:	綜合收益：						
Profit for the period	期內利潤	-	-	165,945	165,945	979	166,924
Other comprehensive income	其他綜合收益	-	-	-	-	-	-
<i>Items that may be reclassified subsequently to profit or loss</i>	<i>其後可能重新分類至損益之項目</i>	-	-	-	-	-	-
Exchange differences on consolidation	滙兌差額	-	(99)	-	(99)	-	(99)
Total comprehensive income for the period	期內全面收益總額	-	(99)	165,945	165,846	979	166,825
Transactions with owners:	與所有者的交易：						
Dividends in respect of previous year approved	往年股息批准	-	-	-	-	-	-
Dividends to non-controlling shareholders	分派股息予非控制性權益股東	-	-	-	-	-	-
Others	其他	-	755	-	755	-	755
As at 30 June 2023	於2023年6月30日	1,029,111	1,576,108	2,210,372	4,815,591	9,580	4,825,171

The above condensed consolidated statement of changes in equity should be read in conjunction with the accompanying notes.

上述簡明合併權益變動表應與隨附附註一併閱讀。

CHAPTER EIGHT INTERIM FINANCIAL INFORMATION INTERIM CONDENSED CONSOLIDATED CASH FLOW STATEMENT

第八章 中期財務資料 簡明合併中期現金流量表

FOR THE SIX MONTHS ENDED 30 JUNE 2023 截至2023年6月30日止六個月

		Unaudited 未經審核	
		Six months ended 30 June 截至6月30日止六個月	
		2023 2023年 RMB'000 人民幣千元	2022 2022年 RMB'000 人民幣千元
		Notes 附註	
OPERATING ACTIVITIES		經營活動	
Cash generated from operations	經營所得的現金	29	242,173
Interest paid	已付利息		(124,888)
Income tax paid	已付所得稅		(12,359)
Net cash generated from/(used in) operating activities	經營活動所得/(使用)的現金淨額		104,926
INVESTING ACTIVITIES		投資活動	
Purchase of property, plant and equipment	購買不動產、工廠及設備		(32,674)
Purchase of intangible assets	購買無形資產		(198)
Advances to related parties	預付關聯方款項		(142,000)
Loans to related parties	借款給關聯方		(80,000)
Repayments from related parties	關聯方還款		130,000
Interest received	已收利息		28,159
Government grants received relating to purchase of property, plant and equipment	收到與購買不動產、工廠和設備有關之政府補助		17,705
Cash expenditures for acquisition of subsidiaries	收購子公司的現金支出		-
Proceeds from disposal of property, plant and equipment	出售不動產、工廠和設備所得		57
Proceeds from disposal of a subsidiary	出售一間附屬公司的所得款項		27,721
Settlement of financial liabilities at FVPL	清算以公允價值計量且其變動計入損益的金融負債		-
Net cash (used in) investing activities	投資活動(使用)的現金淨額		(51,230)

CHAPTER EIGHT INTERIM FINANCIAL INFORMATION
INTERIM CONDENSED CONSOLIDATED CASH FLOW STATEMENT (Continued)
第八章 中期財務資料 簡明合併中期現金流量表(續)

FOR THE SIX MONTHS ENDED 30 JUNE 2023 截至2023年6月30日止六個月

		Unaudited	
		未經審核	
		Six months ended 30 June	
		截至6月30日止六個月	
		2023	2022
		2023 年	2022 年
		RMB'000	RMB'000
		人民幣千元	人民幣千元
FINANCING ACTIVITIES	融資活動		
Proceeds from borrowings	借款所得款	1,901,600	2,061,076
Increase of restricted fund	受限制資金的增加	-	(12,963)
Repayments of borrowings	償還借款	(1,990,507)	(2,861,751)
Dividends declared and paid to non-controlling shareholders	向非控制性權益股東宣派及支付股息	-	(1,693)
Net cash (used in) financing activities	融資活動(使用)的現金淨額	(88,907)	(815,331)
Net (decrease) in cash and cash equivalents	現金及現金等價物淨(減少)	(35,211)	(1,024,955)
Cash and cash equivalents at beginning of the period	期初現金及現金等價物	131,494	1,504,346
Effect of exchange rate changes	匯率變動影響	659	346
Cash and cash equivalents at end of the period	期末現金及現金等價物	96,942	479,737

The above condensed consolidated cash flow statement should be read in conjunction with the accompanying notes. 上述簡明合併現金流量表應與隨附附註一併閱讀。

CHAPTER EIGHT INTERIM FINANCIAL INFORMATION

NOTES TO THE CONDENSED CONSOLIDATED INTERIM FINANCIAL INFORMATION

第八章 中期財務資料 簡明合併中期財務資料附註

For the six months ended 30 June 2023 截至2023年6月30日止六個月

1. GENERAL INFORMATION

Kunming Dianchi Water Treatment Co., Ltd. (the “**Company**”) was incorporated in Yunnan Province of the PRC on 23 December 2010 as a joint stock Company with limited liabilities under the Company Law of the People’s Republic of China (the “**PRC**”). The registered office of the Company is located at No. 7 Water Treatment Plant in Kunming Dianchi Tourist Resort. The Company’s shares are listed on the Main Board of The Stock Exchange of Hong Kong Limited (the “**Stock Exchange**”) on 6 April 2017.

The Group is principally engaged in the development, design, construction, operation and maintenance of water supply and wastewater treatment facilities in the PRC.

This condensed consolidated interim financial information is presented in RMB, unless otherwise stated.

This condensed consolidated interim financial information on pages 57 to 128 were approved for issue by the Board on 25 August 2023.

This condensed consolidated interim financial information has not been audited.

Significant changes in the current Reporting Period

For a detailed discussion about the Group’s performance and financial position, please refer to Chapter Six “Management discussion and analysis” as set out on pages 17 to 46 of this report.

2. BASIS OF PREPARATION

Statement of compliance

The consolidated financial statements have been prepared in accordance with International Financial Reporting Standards (“**IFRSs**”) issued by the International Accounting Standards Board (the “**IASB**”), which collective term includes all applicable individual IFRSs, International Accounting Standards (“**IASs**”) and Interpretations issued by the IASB and the disclosure requirements of the Hong Kong Companies Ordinance. These consolidated financial statements also comply with the applicable disclosure requirements of the Rules Governing the Listing of Securities on the Stock Exchange (the “**Listing Rules**”). There is no significant difference between the data recognised through the IASs and the data recognised in accordance with the Chinese Accounting Standards.

1. 一般資料

昆明滇池水務股份有限公司(以下簡稱「**本公司**」)是按照《中華人民共和國(「**中國**」)公司法》於2010年12月23日在中國雲南省註冊成立的股份有限責任公司。本公司的註冊辦事處位於昆明市滇池旅遊度假區第七污水處理廠內。本公司的股票於2017年4月6日在香港聯合交易所有限公司(「**聯交所**」)主板上市。

本集團在中國主要從事水供給和污水處理設施的開發、設計、施工、運營和維護。

本簡明合併中期財務資料以人民幣列報(除非另有說明)。

本簡明合併中期財務資料第57頁至第128頁由董事會於2023年8月25日批准發行。

本簡明合併中期財務資料尚未經過審核。

本報告期內重大變更

有關本集團業績及財務狀況的詳細討論，請參閱本報告第17至46頁所載第六章「管理層討論與分析」。

2. 編製基準

合規聲明

該等綜合財務報表已按照國際會計準則理事會(「**國際會計準則理事會**」)頒佈的國際財務報告準則(「**國際財務報告準則**」)，其包括所有適用的個別國際財務報告準則、國際會計準則(「**國際會計準則**」)及詮釋，以及香港公司條例的披露規定而編製。本綜合財務報表亦遵守聯交所證券上市規則(「**上市規則**」)的適用披露規定。通過國際會計準則確認的數據與按照中國會計準則確認的數據不存在重大差異。

CHAPTER EIGHT INTERIM FINANCIAL INFORMATION
 NOTES TO THE CONDENSED CONSOLIDATED INTERIM FINANCIAL INFORMATION (Continued)
 第八章 中期財務資料 簡明合併中期財務資料附註(續)

For the six months ended 30 June 2023 截至2023年6月30日止六個月

2. BASIS OF PREPARATION (continued)

Statement of compliance (continued)

The consolidated financial statements are presented in Renminbi (“RMB”), which is the same as the functional currency of the Company, and rounded to the nearest thousands unless otherwise indicated.

This condensed consolidated interim financial report for the six months ended 30 June 2023 has been prepared in accordance with International Accounting Standard (“IAS”) 34 Interim Financial Reporting.

These unaudited condensed consolidated financial statements do not include all the information and disclosures required in the annual financial statements and should be read in conjunction with the Group’s annual financial statements for the year ended 31 December 2022. They have been prepared on the historical cost basis, except for the investment properties and financial liabilities at fair value through profit or loss, which are measured at fair value. The accounting policies used in preparing these unaudited condensed consolidated financial statements are consistent with those used in the Group’s audited consolidated financial statements for the year ended 31 December 2022. As of the date of approval of the unaudited condensed consolidated financial statements, the International Accounting Standards Board has issued the following new/revised international financial reporting standards that are relevant to the Group and not yet effective for the current financial year and have not been early adopted by the Group:

Amendments to IAS 1	Classification of liabilities as current or non-current
Amendments to IFRS 10 and IAS 28	Asset sales or capital contributions between investors and their associated companies or joint ventures
IFRS 16	Lease liability in a sale and leaseback

2. 編製基準(續)

合規聲明(續)

綜合財務報表均以人民幣(「人民幣」)(與本公司之功能貨幣相同)列值，並四捨五入至最接近之千位數(除另有註明外)。

截至2023年6月30日止六個月報告期的簡明合併中期財務報告乃根據國際會計準則(「國際會計準則」)第34號中期財務報告編製。

該等未經審核簡明綜合財務報表並不包括按年度財務報表規定提供所有資料及披露事項，並應與本集團截至2022年12月31日止年度之財務報表一併閱讀。編製此等財務報表的基準為歷史成本，惟於損益賬按公允價值處理的投資物業及金融負債則按公允價值計量。編製該等未經審核簡明綜合財務報表所用之會計政策乃與本集團截至2022年12月31日止年度之經審核綜合財務報表所採用者一致，於批准未經審核簡明綜合財務報表日期，國際會計準則理事會已頒佈下列於本財政年度尚未生效及有關本集團且本集團並無提前採納之新訂/經修訂的國際財務報告準則：

國際會計準則第1號 (修訂本)	將負債分類為即期或非即期
國際財務報告準則第10號及國際會計準則第28號(修訂本)	投資者與其聯營公司或合營企業之間的資產出售或出資
國際財務報告準則第16號	售後回租的租賃負債

CHAPTER EIGHT INTERIM FINANCIAL INFORMATION

NOTES TO THE CONDENSED CONSOLIDATED INTERIM FINANCIAL INFORMATION (Continued)

第八章 中期財務資料 簡明合併中期財務資料附註(續)

For the six months ended 30 June 2023 截至2023年6月30日止六個月

2. BASIS OF PREPARATION (continued)

Statement of compliance (continued)

The management of the Group anticipates that the adoption of the new/revised IFRSs in the future periods will not have any significant impact on the Group's consolidated financial statements.

3. CHANGES IN ACCOUNTING POLICIES

During the current interim period, the Group has applied, for the first time, the following new IFRSs and amendments thereto issued by the IASB, which are mandatorily effective for annual periods beginning on or after 1 January 2023, in preparing its condensed consolidated financial statements:

Amendments to IAS 1 and IFRS Practice Statement No. 2	Disclosure of accounting policy
Amendments to IAS 8	Definition of accounting estimates
Amendments to IAS 12	Deferred tax related to assets and liabilities arising from a single transaction

The application of the new IFRSs and amendments thereto in the current interim period has had no material impact on the Group's financial position and performance for the current and prior periods and/or the disclosures set out in these condensed consolidated financial statements.

4. ESTIMATES

The preparation of this condensed consolidated interim financial information requires management to make judgements, estimates and assumptions that affect the application of accounting policies and the reported amounts of assets and liabilities, income and expense. Actual results may differ from these estimates.

In preparing this condensed consolidated interim financial information, the significant judgements made by management in applying the Group's accounting policies and the key sources of estimation uncertainty were the same as those that applied to the annual financial statements for the year ended 31 December 2022 of the Group.

2. 編製基準(續)

合規聲明(續)

本集團管理層預計於未來期間採納新訂／經修訂國際財務報告準則將不會對本集團的綜合財務報表造成任何重大影響。

3. 會計政策變動

於本中期期間，本集團已就編製其簡明綜合財務報表首次應用以下由國際會計準則理事會頒佈的新訂國際財務報告準則及其修訂本，該等修訂本於2023年1月1日或之後開始的年度期間強制生效：

國際會計準則第1號及國際財務報告準則實務公告第2號(修訂本)	披露會計政策
國際會計準則第8號(修訂本)	會計估值之定義
國際會計準則第12號(修訂本)	與單一交易所產生之資產及負債有關的遞延稅項

於本中期期間應用新訂國際財務報告準則及其修訂本對本集團於本期間及過往期間的財務狀況及表現及／或該等簡明綜合財務報表所載的披露並無重大影響。

4. 估計

編製本簡明合併中期財務資料要求管理層對影響會計政策的應用和所報告資產和負債以及收支的數額作出判斷、估計和假設。實際結果或會與此等估計不同。

在編製此等簡明合併中期財務資料時，管理層應用本集團會計政策時作出的重大判斷及估計不確定性的關鍵來源與本集團截至2022年12月31日止年度財務報表所應用者相同。

CHAPTER EIGHT INTERIM FINANCIAL INFORMATION
NOTES TO THE CONDENSED CONSOLIDATED INTERIM FINANCIAL INFORMATION (Continued)
第八章 中期財務資料 簡明合併中期財務資料附註(續)

For the six months ended 30 June 2023 截至2023年6月30日止六個月

5. FINANCIAL RISK MANAGEMENT AND FINANCIAL INSTRUMENTS

5.1 Financial risk factors

The Group's activities expose it to a variety of financial risks: market risk (including foreign exchange risk, cash flow and interest rate risk), credit risk and liquidity risk.

The condensed consolidated interim financial information does not include all financial risk management information and disclosures required in the annual financial statements and should be read in conjunction with the annual financial statements for the year ended 31 December 2022 of the Group.

There have been no changes in the risk management policies since last year end.

5. 財務風險管理及金融工具

5.1 財務風險因素

本集團的活動面臨多種的財務風險：市場風險(包括外匯風險、現金流量及利率風險)、信用風險及流動資金風險。

簡明合併中期財務資料並未包括年度財務報表規定的所有財務風險管理資訊和披露，此中期財務資料應與本集團截至2022年12月31日止年度的年度財務報表一併閱讀。

自去年年底以來風險管理政策並無任何變動。

CHAPTER EIGHT INTERIM FINANCIAL INFORMATION

NOTES TO THE CONDENSED CONSOLIDATED INTERIM FINANCIAL INFORMATION (Continued)

第八章 中期財務資料 簡明合併中期財務資料附註(續)

For the six months ended 30 June 2023 截至2023年6月30日止六個月

5. FINANCIAL RISK MANAGEMENT AND FINANCIAL INSTRUMENTS (continued)

5.2 Foreign exchange risk

The Group is exposed to foreign exchange risk primarily arising from currency exposure with respect to Hong Kong dollars (“HKD”) and United States dollars (“USD”). Foreign exchange risk arises from cash and cash equivalents and borrowings denominated in HKD and USD.

As at 30 June 2023, if RMB had weakened/strengthened by 1% (30 June 2022: 1%) against HKD and USD denominated cash and cash equivalent with all other variables held constant, net profit for the six months ended 30 June 2023 would have been approximately RMB67,000 (31 December 2022: approximately RMB931,000) higher/lower. If RMB had weakened/strengthened by 1% (30 June 2022: 1%) against HKD and USD denominated borrowings with all other variables held constant, financial costs for the year would have been approximately RMB7,450,000 (30 June 2022: approximately RMB9,699,000) lower/higher.

5.3 Credit risk

The carrying amounts of cash and cash equivalents, restricted deposits, trade and other receivables, receivables under service concession arrangements, amounts due from customers for construction contracts, contract assets and financial assets at amortised cost included in the consolidated statement of financial position represent the Group's maximum exposure to credit risk in relation to its financial assets. The objective of the Group's measures to manage credit risk is to control potential exposure to recoverability problem.

All the cash and cash equivalents were deposited in the major financial institutions in Hong Kong and the PRC, which the Directors of the Company believe are of high credit quality.

5. 財務風險管理及金融工具(續)

5.2 外匯風險

本集團由於業務中使用多種貨幣導致面臨外匯風險，涉及的貨幣主要為港元(「港元」)及美元(「美元」)。外匯風險產生以港元及美元計的現金及現金等價物及借貸。

於2023年6月30日，在其他參數均不變的情況下，若人民幣兌港元及美元計價的現金及現金等價物貶值／增值達1%(2022年6月30日：1%)，截至2023年6月30日的六個月內本集團的淨利潤會增加／減少約人民幣67,000元(2022年12月31日：約人民幣931,000元)。若人民幣兌港元及美元計價的借款貶值／增值達1%(2022年6月30日：1%)，在其他參數均不變的情況下，年度財務成本會減少／增加約人民幣7,450,000元(2022年6月30日：約人民幣9,699,000元)。

5.3 信用風險

合併財務狀況表中包含的現金及現金等價物、受限制現金存款、應收賬款及其他應收款、特許經營權協議下的應收款項及應收客戶建造合同款、合約資產及以攤銷成本計量的金融資產的賬面價值表明了本集團所承受的金融資產相關的最大信用風險。本集團的信用風險管理措施的目標是控制潛在可收回風險。

所有的現金及現金等價物都存放於香港及中國的主要金融機構，本公司董事認為其信用質量高。

CHAPTER EIGHT INTERIM FINANCIAL INFORMATION
NOTES TO THE CONDENSED CONSOLIDATED INTERIM FINANCIAL INFORMATION (Continued)
第八章 中期財務資料 簡明合併中期財務資料附註(續)

For the six months ended 30 June 2023 截至2023年6月30日止六個月

5. FINANCIAL RISK MANAGEMENT AND FINANCIAL INSTRUMENTS (continued)

5.3 Credit risk (continued)

For receivables, the Group assessed the credit quality of the counterparties by taking into account their financial position, credit history and other factors. Management also regularly reviews the recoverability of these receivables and follow up the disputes or amounts overdue, if any. As at 30 June 2023, the ageing analysis of trade receivables is set out in Note 15.

The Group considers the probability of default upon initial recognition of asset and whether there has been a significant increase in credit risk on an ongoing basis throughout each Reporting Period. To assess whether there is a significant increase in credit risk, the Group compares the risk of a default occurring on the asset as at the reporting date with the risk of default as at the date of initial recognition. It considers available reasonable and supportive forwarding-looking information.

(i) Trade receivables

For trade receivables, the customers are primarily local governments and PRC state-owned entities. The Group applies the simplified approach to providing for expected credit losses prescribed by IFRS 9, which permits the use of the lifetime expected loss provision for all trade receivables.

The expected loss rates are based on the payment profiles of sales over a period of 12 months before 1 January 2023 and the corresponding historical credit losses experienced within this period. The historical loss rates are adjusted to reflect current and forward-looking information on macro-economic factors affecting the ability of the customers to settle the receivables. There was no change in the estimation techniques or significant assumptions made during the period.

5. 財務風險管理及金融工具(續)

5.3 信用風險(續)

對於應收款項，本集團透過評估債務人的財務狀況、信貸記錄及其他因素評估其信貸質素。管理層亦會定期檢討該等應收款項的可收回性及跟進糾紛或逾期款項(如有)。於2023年6月30日，應收款項的賬齡分析載於附註15。

本集團在資產的初始確認時考慮違約的可能性，也評估在每個資產存續的報告期間信貸風險是否會持續顯著增加。在評估信貸風險是否顯著增加時本集團將報告日時資產發生違約的可能性與初始確認時發生違約的可能性進行比較，同時也考慮可獲得的合理及支持性前瞻資訊。

(i) 貿易應收款項

就貿易應收款項而言，客戶主要為地方政府及中國國有企業。本集團根據國際財務報告準則第9號的規定應用簡易方法為預期信貸虧損計提撥備，該準則允許就所有貿易應收款項採用整個存續期的預期虧損撥備。

預期虧損率基於2023年1月1日前12個月期間銷售的付款情況及本期間內出現的相應過往信貸虧損。過往虧損率作出調整以反映影響客戶結算應收款項能力的宏觀經濟因素的當前及前瞻性資料。本期間內，估計技術或作出的重大假設並無變動。

CHAPTER EIGHT INTERIM FINANCIAL INFORMATION
 NOTES TO THE CONDENSED CONSOLIDATED INTERIM FINANCIAL INFORMATION (Continued)
 第八章 中期財務資料 簡明合併中期財務資料附註(續)

For the six months ended 30 June 2023 截至2023年6月30日止六個月

5. FINANCIAL RISK MANAGEMENT AND FINANCIAL INSTRUMENTS (continued)

5.3 Credit risk (continued)

(i) Trade receivables (continued)

The following table provides information about the exposure to credit risk for trade receivables which are assessed on collective basis by using provision matrix within lifetime ECL (not credit impaired). Debtors with credit-impaired with gross carrying amounts of approximately RMB12,035,000 as at 30 June 2023 (31 December 2022: approximately RMB12,035,000) were assessed individually.

		Up to 1 year 長達1年	1 to 2 years 1至2年	2 to 3 years 2至3年	Total 合計
Trade receivables	貿易應收款項				
As at 30 June 2023	於2023年6月30日				
Expected loss rate	預期虧損率	1.05%	2.49%	3.18%	
Gross carrying amount (RMB'000)	總賬面值(人民幣千元)	2,067,513	1,084,673	226,390	3,378,576
Loss allowance provision (RMB'000)	虧損撥備(人民幣千元)	(21,776)	(27,042)	(7,208)	(56,026)
		2,045,737	1,057,631	219,182	3,322,550

		Up to 1 year 長達1年	1 to 2 years 1至2年	2 to 3 years 2至3年	Total 合計
Trade receivables	貿易應收款項				
As at 31 December 2022	於2022年12月31日				
Expected loss rate	預期虧損率	1.26%	3.25%	9.70%	
Gross carrying amount (RMB'000)	總賬面值(人民幣千元)	1,761,353	1,041,909	140,014	2,943,276
Loss allowance provision (RMB'000)	虧損撥備(人民幣千元)	(22,207)	(33,883)	(13,587)	(69,677)
		1,739,146	1,008,026	126,427	2,873,599

The estimated loss rates are estimated based on historical observed default rates over the expected life of the debtors and are adjusted for forward-looking information that is available without undue cost or effort. The grouping is regularly reviewed by management to ensure relevant information about specific debtors is updated.

5. 財務風險管理及金融工具(續)

5.3 信用風險(續)

(i) 貿易應收款項(續)

下表提供有關貿易應收款項的信用風險敞口的資料，該等貿易應收款項通過使用整個存續期預期信貸虧損(未出現信貸減值)內的撥備矩陣進行集體評估。於2023年6月30日，賬面總值約為人民幣12,035,000元(2022年12月31日：約人民幣12,035,000元)的已出現信貸減值的債務人被單獨評估。

估計虧損率乃根據過往觀察到的債務人預期年期內的違約率進行估計，並根據毋須付出過渡成本或努力即可獲得的前瞻性資料進行調整。管理層對分組情況進行定期審查，以確保特定債務人的相關資料得到更新。

CHAPTER EIGHT INTERIM FINANCIAL INFORMATION
 NOTES TO THE CONDENSED CONSOLIDATED INTERIM FINANCIAL INFORMATION (Continued)
 第八章 中期財務資料 簡明合併中期財務資料附註(續)

For the six months ended 30 June 2023 截至2023年6月30日止六個月

5. FINANCIAL RISK MANAGEMENT AND FINANCIAL INSTRUMENTS (continued)

5. 財務風險管理及金融工具(續)

5.3 Credit risk (continued)

5.3 信用風險(續)

(i) Trade receivables (continued)

(i) 貿易應收款項(續)

The following table shows the movement in lifetime ECL that has been recognised for trade receivables under the simplified approach.

下表顯示根據簡化方法確認的貿易應收款項的整個存續期預期信貸虧損的變動情況。

		Lifetime ECL (not credit-impaired) 整個存續期 預期信貸虧損 (未發生信貸減值) <i>RMB'000</i> 人民幣千元	Lifetime ECL (credit-impaired) 整個存續期 預期信貸虧損 (已發生信貸減值) <i>RMB'000</i> 人民幣千元	Total <i>RMB'000</i> 人民幣千元
At 31 December 2022 and 1 January 2023	於2022年12月31日及 2023年1月1日	69,677	12,035	81,712
Impairment losses recognised, net	已確認減值虧損淨額	(13,651)	-	(13,651)
At 30 June 2023	於2023年6月30日	56,026	12,035	68,061

The Group writes off a trade receivable when there is information indicating that the debtor is in severe financial difficulty and there is no realistic prospect of recovery, e.g. when the debtor has been placed under liquidation or has entered into bankruptcy proceedings, or when the trade receivables are over five years past due, whichever occurs earlier.

當有資料表明債務人陷入嚴重的財務困難且日後不太可收回有關款項，例如債務人被清算或進入破產程序，或貿易應收款項逾期五年以上時(以較早發生者為準)，本集團將撇銷貿易應收款項。

CHAPTER EIGHT INTERIM FINANCIAL INFORMATION
 NOTES TO THE CONDENSED CONSOLIDATED INTERIM FINANCIAL INFORMATION (Continued)
 第八章 中期財務資料 簡明合併中期財務資料附註(續)

For the six months ended 30 June 2023 截至2023年6月30日止六個月

5. FINANCIAL RISK MANAGEMENT AND FINANCIAL INSTRUMENTS (continued)

5.3 Credit risk (continued)

(i) Trade receivables (continued)

As at 30 June 2023, the Group reversed loss allowance of approximately RMB13,651,000 (year ended 31 December 2022: approximately RMB25,050,000 recognised) on the trade receivables. The movement in the loss allowance for trade receivables is summarised below.

5. 財務風險管理及金融工具(續)

5.3 信用風險(續)

(i) 貿易應收款項(續)

於2023年6月30日，本集團就貿易應收款項轉回虧損撥備約人民幣13,651,000元(截至2022年12月31日年度：確認約人民幣25,050,000元)。貿易應收款項虧損撥備的變動總結如下。

		30 June 2023 2023年 6月30日 RMB'000 人民幣千元	31 December 2022 2022年 12月31日 RMB'000 人民幣千元
At the beginning of the Reporting Period	報告期初	81,712	56,898
(Reversal)/increase of allowance, net	撥備(轉回)/增加·淨額	(13,651)	25,050
Transfer to assets classified as held for sale	轉入至分類為持作出售的資產	-	(236)
At the end of the Reporting Period	報告期末	68,061	81,712

CHAPTER EIGHT INTERIM FINANCIAL INFORMATION
NOTES TO THE CONDENSED CONSOLIDATED INTERIM FINANCIAL INFORMATION (Continued)
第八章 中期財務資料 簡明合併中期財務資料附註(續)

For the six months ended 30 June 2023 截至2023年6月30日止六個月

5. FINANCIAL RISK MANAGEMENT AND FINANCIAL INSTRUMENTS (continued)

5.3 Credit risk (continued)

(ii) Receivables under service concession arrangements/ amounts due from customers for construction contracts/ other receivables/financial assets at amortised cost/ contract assets

The Group considers the probability of default upon initial recognition of asset and whether there has been a significant increase in credit risk on an ongoing basis throughout each Reporting Period. To assess whether there is a significant increase in credit risk, the Group compares the risk of a default occurring on the asset as at the reporting date with the risk of default as at the date of initial recognition. It also considers available reasonable and supportive forwarding-looking information.

As at 30 June 2023, the Group does not hold any collateral to cover its credit risks associated with its receivables under service concession arrangements, amounts due from customers for construction contracts, other receivables and contract assets, except for financial asset at amortised cost.

The Group uses four categories for these receivables, which reflect their credit risk and how the loss provision is determined for each of those categories.

5. 財務風險管理及金融工具(續)

5.3 信用風險(續)

(ii) 特許服務協議下的應收款項/應收客戶建造合同款/其他應收款項/或以攤銷成本計量的金融資產/合約資產

本集團在資產的初始確認時考慮違約的可能性，也評估在每個資產存續的報告期間信貸風險是否會持續顯著增加。在評估信貸風險是否顯著增加時本集團將報告日時資產發生違約的可能性與初始確認時發生違約的可能性進行比較，同時考慮可獲得的合理及支持性前瞻資訊。

於2023年6月30日，除按攤銷成本計量的金融資產外，本集團並無持有任何抵押品以應對與特許經營協議下的應收款項、應收客戶建造合同款、其他應收款項、合約資產有關的信用風險。

本集團將該等應收款項分為四類，反映各類別的信用風險及如何釐定虧損撥備。

CHAPTER EIGHT INTERIM FINANCIAL INFORMATION
 NOTES TO THE CONDENSED CONSOLIDATED INTERIM FINANCIAL INFORMATION (Continued)
 第八章 中期財務資料 簡明合併中期財務資料附註(續)

For the six months ended 30 June 2023 截至2023年6月30日止六個月

5. FINANCIAL RISK MANAGEMENT AND FINANCIAL INSTRUMENTS (continued) 5. 財務風險管理及金融工具(續)

5.3 Credit risk (continued)

5.3 信用風險(續)

(ii) Receivables under service concession arrangements/ amounts due from customers for construction contracts/ other receivables/financial assets at amortised cost/ contract assets (continued) (ii) 特許服務協議下的應收款項/應收客戶建造合同款/其他應收款項/或以攤銷成本計量的金融資產/合約資產(續)

Internal credit rating 內部信貸評級	Description 說明	Trade receivables 貿易應收款項	Other financial assets/other items 其他金融資產/其他項目
Low risk 低風險	The counterparty has a low risk of default and does not have any past-due amounts 交易對手的違約風險較低，且並無任何逾期款項	Lifetime ECL – not credit-impaired 整個存續期預期信貸虧損 —未發生信貸減值	12-month ECL 12個月預期信貸虧損
Watch list 視察名單	Debtor frequently repays after due dates but usually settle in full 債務人經常於到期日後還款，惟通常會全額結清	Lifetime ECL – not credit-impaired 整個存續期預期信貸虧損 —未發生信貸減值	12-month ECL 12個月預期信貸虧損
Doubtful 存疑	There have been significant increases in credit risk since initial recognition through information developed internally or external resources 信用風險自初始確認以來顯著增加(透過內部或外部資源開發之信息)	Lifetime ECL – not credit-impaired 整個存續期預期信貸虧損 —未發生信貸減值	Lifetime ECL – not credit-impaired 整個存續期預期信貸虧損 —未發生信貸減值
Loss 虧損	There is evidence indicating the asset is credit-impaired 有證據顯示有關資產已發生信貸減值	Lifetime ECL – credit-impaired 整個存續期預期信貸虧損 —已發生信貸減值	Lifetime ECL – credit-impaired 整個存續期預期信貸虧損 —已發生信貸減值
Write-off 撇銷	There is evidence indicating that the debtor is in severe financial difficulty and the Group has no realistic prospect of recovery 有證據顯示債務人陷入嚴重的財務困難且本集團不認為日後可收回有關款項	Amount is written off 撇銷有關金額	Amount is written off 撇銷有關金額

CHAPTER EIGHT INTERIM FINANCIAL INFORMATION
NOTES TO THE CONDENSED CONSOLIDATED INTERIM FINANCIAL INFORMATION (Continued)
第八章 中期財務資料 簡明合併中期財務資料附註(續)

For the six months ended 30 June 2023 截至2023年6月30日止六個月

5. FINANCIAL RISK MANAGEMENT AND FINANCIAL INSTRUMENTS (continued)

5.3 Credit risk (continued)

(ii) *Receivables under service concession arrangements/ amounts due from customers for construction contracts/ other receivables/financial assets at amortised cost/ contract assets (continued)*

On the basis as stated, a total loss allowance provision for receivables under service concession arrangements, amounts due from customers for construction contracts, other receivables (except for the tax rebate which are not financial assets), financial assets at amortised cost and contract assets amounted to approximately RMB197,224,000 (31 December 2022: approximately RMB153,284,000) was recognised at 30 June 2023 as follows:

5. 財務風險管理及金融工具(續)

5.3 信用風險(續)

(ii) 特許服務協議下的應收款項/應收客戶建造合同款/其他應收款項/或以攤銷成本計量的金融資產/合約資產(續)

在所述的基礎上，特許經營權協議下的應收款項、應收客戶建造合同款、其他應收款項(除不屬於金融資產的退稅外)、以攤銷成本計量的金融資產及合約資產的總虧損撥備金額為約人民幣197,224,000元(2022年12月31日：約人民幣153,284,000元)，並於2023年6月30日確認如下：

		Amounts due from					Total
		Receivables under service concession arrangements 特許服務協議下的應收款項	customers for construction contracts 應收客戶建造合同款	Other receivables 其他應收款項	Financial assets at amortised cost 以攤銷成本計量的金融資產	Contract assets 合約資產	合計
As at 30 June 2023	於2023年6月30日						
Expected loss rate	預期虧損率	1.98%	2.00%	4.55%	30.00%	2.00%	
Gross carrying amount (RMB'000)	總賬面金額(人民幣千元)	2,634,443	706,032	837,560	300,000	146,774	4,624,809
Loss allowance provision (RMB'000)	虧損撥備(人民幣千元)	(52,097)	(14,121)	(38,071)	(90,000)	(2,935)	(197,224)
		2,582,346	691,911	799,489	210,000	143,839	4,427,585

CHAPTER EIGHT INTERIM FINANCIAL INFORMATION
 NOTES TO THE CONDENSED CONSOLIDATED INTERIM FINANCIAL INFORMATION (Continued)
 第八章 中期財務資料 簡明合併中期財務資料附註(續)

For the six months ended 30 June 2023 截至2023年6月30日止六個月

5. FINANCIAL RISK MANAGEMENT AND FINANCIAL INSTRUMENTS (continued)

5. 財務風險管理及金融工具(續)

5.3 Credit risk (continued)

5.3 信用風險(續)

(ii) Receivables under service concession arrangements/ amounts due from customers for construction contracts/ other receivables/financial assets at amortised cost/ contract assets (continued)

(ii) 特許服務協議下的應收款項/應收客戶建造合同款/其他應收款項/或以攤銷成本計量的金融資產/合約資產(續)

		Receivables under service concession arrangements 特許服務協議下的應收款項	Amounts due from customers for construction contracts 應收客戶建造合同款	Other receivables 其他應收款項	Financial assets at amortised cost 以攤銷成本計量的金融資產	Contract assets 合約資產	Total 合計
As at 31 December 2022	於2022年12月31日						
Expected loss rate	預期虧損率	2.08%	2.00%	3.14%	20.00%	0.00%	
Gross carrying amount (RMB'000)	總賬面值(人民幣千元)	2,645,645	725,834	754,211	300,000	109,121	4,534,811
Loss allowance provision (RMB'000)	虧損撥備(人民幣千元)	(55,096)	(14,517)	(23,671)	(60,000)	-	(153,284)
		2,590,549	711,317	730,540	240,000	109,121	4,381,527

On the basis as stated, the increase in total loss allowance provision for receivables under service concession arrangements, amounts due from customers for construction contracts, other receivables (except for the tax rebate which are not financial assets), financial assets at amortised cost and contract assets amounted to approximately RMB43,940,000 (31 December 2022: approximately RMB89,466,000) was recognised at 30 June 2023 as follows:

在所述的基礎上，特許經營權協議下的應收款項、應收客戶建造合同款、其他應收款項(除不屬於金融資產的退稅外)、以攤銷成本計量的金融資產及合約資產的總虧損撥備增加金額為約人民幣43,940,000元(2022年12月31日：約人民幣89,466,000元)，並於2023年6月30日確認如下。

		30 June 2023 2023年6月30日 RMB'000 人民幣千元	31 December 2022 2022年12月31日 RMB'000 人民幣千元
At the beginning of the Reporting Period	報告期初	153,284	63,818
Increase in allowance	撥備增加	43,940	89,466
At the end of the Reporting Period	報告期末	197,224	153,284

CHAPTER EIGHT INTERIM FINANCIAL INFORMATION
NOTES TO THE CONDENSED CONSOLIDATED INTERIM FINANCIAL INFORMATION (Continued)
第八章 中期財務資料 簡明合併中期財務資料附註(續)

For the six months ended 30 June 2023 截至2023年6月30日止六個月

5. FINANCIAL RISK MANAGEMENT AND FINANCIAL INSTRUMENTS (continued)

5. 財務風險管理及金融工具(續)

5.4 Liquidity risk

5.4 流動資金風險

The table below analyses the Group's financial liabilities that will be settled on a net basis into relevant maturity grouping based on the remaining period at the balance sheet date to the contractual maturity date. The amounts disclosed in the table are the contractual undiscounted cash flows.

下表對本集團根據於資產負債表日至合約到期日的剩餘期限相關的到期組合淨額基準結算的金融負債進行分析。在表內披露的金額為未經貼現的合同現金流量。

	Weighted average effective interest rate	Less than 1 year	Between 1 and 2 years	Between 2 and 5 years	More than 5 years	Total undiscounted cash flows	Carrying amount at
							30 June 2023
							於2023年
	加權平均實際利率	1年以內	1至2年	2至5年	5年以上	未貼現現金流量總額	6月30日
	%	RMB'000	RMB'000	RMB'000	RMB'000	RMB'000	的賬面值
	%	人民幣千元	人民幣千元	人民幣千元	人民幣千元	人民幣千元	人民幣千元
As at 30 June 2023							於2023年6月30日
Borrowings	5.33	4,195,580	1,086,970	658,334	581,563	6,522,447	借款
Financial liabilities included in trade and other payables	—	995,403	—	—	—	995,403	包含在應付賬款及其他應付款中的金融負債
		5,190,983	1,086,970	658,334	581,563	7,517,850	

CHAPTER EIGHT INTERIM FINANCIAL INFORMATION
 NOTES TO THE CONDENSED CONSOLIDATED INTERIM FINANCIAL INFORMATION (Continued)
 第八章 中期財務資料 簡明合併中期財務資料附註(續)

For the six months ended 30 June 2023 截至2023年6月30日止六個月

5. FINANCIAL RISK MANAGEMENT AND FINANCIAL INSTRUMENTS (continued) 5. 財務風險管理及金融工具(續)

5.4 Liquidity risk (continued)

5.4 流動資金風險(續)

		Weighted average effective interest rate	Less than 1 year	Between 1 and 2 years	Between 2 and 5 years	More than 5 years	Total undiscounted cash flows	Carrying amount at 31 December 2022
		加權平均實際利率	1年以內	1至2年	2至5年	5年以上	未貼現現金流量總額	於2022年12月31日的賬面值
		%	RMB'000	RMB'000	RMB'000	RMB'000	RMB'000	RMB'000
		%	人民幣千元	人民幣千元	人民幣千元	人民幣千元	人民幣千元	人民幣千元
As at 31 December 2022	於2022年12月31日							
Borrowings	借款	4.05	3,542,322	1,024,977	1,421,207	381,302	6,369,808	5,869,087
Financial liabilities included in trade and other payables	包含在應付賬款及其他應付款中的金融負債	-	743,117	-	-	-	743,117	743,117
			4,285,439	1,024,977	1,421,207	381,302	7,112,925	6,612,204

5.5 Fair value estimation

5.5 公允價值估計

(a) The table below presents financial instruments carried at fair value, by different measurement methods. The measurement levels are defined as follows:

(a) 下表呈列不同計量方法的公允價值計量的金融工具。各計量等級定義如下：

- Quoted prices (unadjusted) in active markets for identical assets or liabilities (level 1);
 - Inputs other than quoted prices that are observable for the asset or liability, either directly (that is, as prices) or indirectly (that is, derived from prices) (level 2); and
 - Inputs for the asset or liability that are not based on observable market data (that is, unobservable inputs) (level 3).
- 相同資產或負債在活躍市場的報價(未經調整)(第1層)；
 - 除報價外，該資產或負債的可觀察的其他輸入值，可為直接(即例如價格)或間接(即源自價格)(第2層)；及
 - 資產或負債並非依據可觀察市場數據之輸入值(即不可觀察輸入值)(第3層)。

CHAPTER EIGHT INTERIM FINANCIAL INFORMATION
 NOTES TO THE CONDENSED CONSOLIDATED INTERIM FINANCIAL INFORMATION (Continued)
 第八章 中期財務資料 簡明合併中期財務資料附註(續)

For the six months ended 30 June 2023 截至2023年6月30日止六個月

5. FINANCIAL RISK MANAGEMENT AND FINANCIAL INSTRUMENTS (continued)

5. 財務風險管理及金融工具(續)

5.5 Fair value estimation (continued)

5.5 公允價值估計(續)

(a) The table below presents financial instruments carried at fair value, by different measurement methods. The measurement levels are defined as follows: (continued)

(a) 下表呈列不同計量方法的公允價值計量的金融工具。各計量等級定義如下:(續)

- The following table shows the Group's assets and liabilities that are regularly measured at fair value as at 30 June 2023:

- 下表列示本集團於2023年6月30日按公允價值定期計量的資產及負債:

At 30 June 2023
(Unaudited)

於2023年6月30日
(未經審核)

Level 1 第1層	Level 2 第2層	Level 3 第3層	Total 合計
RMB'000 人民幣千元	RMB'000 人民幣千元	RMB'000 人民幣千元	RMB'000 人民幣千元
-	-	277,462	277,462

Financial assets/(liabilities)
Investment properties

金融資產/(負債)
投資物業

- The following table presents the Group's assets and liabilities that are measured at fair value at 31 December 2022 on a recurring basis:

- 下表列示本集團於2022年12月31日按公允價值定期計量的資產及負債:

At 31 December 2022
(Audited)

於2022年12月31日
(經審核)

Level 1 第1層	Level 2 第2層	Level 3 第3層	Total 合計
RMB'000 人民幣千元	RMB'000 人民幣千元	RMB'000 人民幣千元	RMB'000 人民幣千元
-	-	277,462	277,462

Financial assets/(liabilities)
Investment properties

金融資產/(負債)
投資物業

CHAPTER EIGHT INTERIM FINANCIAL INFORMATION
 NOTES TO THE CONDENSED CONSOLIDATED INTERIM FINANCIAL INFORMATION (Continued)
 第八章 中期財務資料 簡明合併中期財務資料附註(續)

For the six months ended 30 June 2023 截至2023年6月30日止六個月

5. FINANCIAL RISK MANAGEMENT AND FINANCIAL INSTRUMENTS (continued)

5.5 Fair value estimation (continued)

(b) Fair value of financial assets and liabilities measured at amortised cost

The fair values of the following financial assets and liabilities approximate to their carrying amounts:

- Trade and other receivables (except for prepayments);
- Receivables under service concession arrangements;
- Amounts due from customers for construction contracts;
- Financial assets at amortised cost;
- Contract assets;
- Cash and bank balances;
- Restricted funds;
- Term deposits with initial term of over three months;
- Trade and other payables (except for advance from customers); and
- Borrowings.

The fair value of non-current receivables under service concession arrangements, non-current amounts due from customers for construction contracts, non-current contract assets and non-current borrowings is estimated by discounting the future cash flows at the current market rate available to the Group for similar financial instruments.

5. 財務風險管理及金融工具(續)

5.5 公允價值估計(續)

(b) 按攤銷成本計量的金融資產和負債的公允價值

以下金融資產和負債的公允價值近似於其賬面價值：

- 應收賬款及其他應收款(預付款除外)；
- 特許經營權協議下的應收款項；
- 應收客戶建築合同款項；
- 以攤銷成本計量的金融資產；
- 合約資產；
- 現金及銀行結餘；
- 受限制資金；
- 原期限為3個月以上的定期存款；
- 應付賬款及其他應付款(預收款項除外)；及
- 借款。

特許經營權安排下的非流動應收款項、應收客戶建造合同款的非流動金額、非流動合約資產及非流動借款的公允價值依據本集團可獲取的類似金融工具的現行市場利率對未來現金流量進行折現估計。

CHAPTER EIGHT INTERIM FINANCIAL INFORMATION
NOTES TO THE CONDENSED CONSOLIDATED INTERIM FINANCIAL INFORMATION (Continued)
第八章 中期財務資料 簡明合併中期財務資料附註(續)

For the six months ended 30 June 2023 截至2023年6月30日止六個月

6. SEGMENT AND REVENUE INFORMATION

The Directors of the Company have been identified as chief operating decision-maker of the Company. Management has determined the operating segments based on reports reviewed by the Directors of the Company for the purpose of allocating resources and assessing performance.

The Directors of the Company consider the business from product and service perspective. The Group's reportable segments are as follows:

- Wastewater treatment;
- Water supply; and
- Others, including management services, transportation services, construction services, thermal production and treasury functions.

The Directors of the Company assess the performance of the operating segments based on the measurement of revenue and operating profit.

Unallocated assets consist of deferred income tax assets and investments in associates. Unallocated liabilities consist of deferred income tax liabilities and tax payables.

Capital expenditure comprises mainly additions to right-of-use assets/land use rights, property, plant and equipment and intangible assets.

6. 分部及收入資料

本公司董事已被確定為本公司的主要經營決策者。管理層已根據本公司董事審議的、用於分配資源和評估表現的報告釐定經營分部。

本公司董事從產品和服務的角度確定業務。本集團的報告分部如下：

- 污水處理；
- 水供給；及
- 其他，包括管理業務、運輸業務、建造服務、熱力生產及財務職能。

本公司董事根據收入計量和營業利潤評估經營分部的表現。

未分配資產包括遞延所得稅資產和聯營投資。未分配負債包括遞延所得稅負債和應付稅項。

資本開支主要包括使用權資產／土地使用權、不動產、工廠及設備和無形資產的增加。

CHAPTER EIGHT INTERIM FINANCIAL INFORMATION
 NOTES TO THE CONDENSED CONSOLIDATED INTERIM FINANCIAL INFORMATION (Continued)
 第八章 中期財務資料 簡明合併中期財務資料附註(續)

For the six months ended 30 June 2023 截至2023年6月30日止六個月

6. SEGMENT AND REVENUE INFORMATION 6. 分部及收入資料(續)
 (continued)

(a) Revenue

The revenue of the Group for the six months ended 30 June 2023 and 2022 are set out as follows:

(a) 收入

截至2023年及2022年6月30日止六個月，本集團的營業收入如下：

		Unaudited 未經審核	
		Six months ended 30 June 截至6月30日止六個月	
		2023 2023年 RMB'000 人民幣千元	2022 2022年 RMB'000 人民幣千元
Revenue from contracts with customers within IFRS 15	國際財務報告準則第15號內來自客戶合約的收入		
Wastewater treatment	污水處理	561,624	587,185
Operating services – under TOO model	營運服務–TOO模式下	438,096	436,552
Operating services – under TOT/BOT model	營運服務–TOT/BOT模式下	86,501	118,662
Construction services – under BT model	建造服務–BT模式下	–	2,906
Construction services – under BOT model	建造服務–BOT模式下	10,621	–
Finance income	財務收入	26,406	29,065
Reclaimed water supply and running water supply	再生水供應及自來水供應	61,125	58,965
Operating services – under TOO model	營運服務–TOO模式下	26,274	15,177
Operating services – under TOT/BOT model	營運服務–TOT/BOT模式下	18,026	15,606
Construction services – under BOT model	建造服務–BOT模式下	4,137	18,747
Finance income	財務收入	12,688	9,435
Other businesses	其他業務	240,084	262,941
Management services	管理服務	91,213	173,855
Transportation services	運輸服務	335	3,739
Construction services – under BOT model	建造服務–BOT模式下	34,733	–
Thermoelectricity services	熱電服務	82,657	84,475
Others	其他	31,146	872
		862,833	909,091

CHAPTER EIGHT INTERIM FINANCIAL INFORMATION
 NOTES TO THE CONDENSED CONSOLIDATED INTERIM FINANCIAL INFORMATION (Continued)
 第八章 中期財務資料 簡明合併中期財務資料附註(續)

For the six months ended 30 June 2023 截至2023年6月30日止六個月

6. SEGMENT AND REVENUE INFORMATION
(continued)

(b) Segment information

The segment information provided to senior executive management for the reportable segments for the six months ended 30 June 2023 is as follows:

6. 分部及收入資料(續)

(b) 分部資料

截至2023年6月30日止六個月，本集團向高級執行管理層提供的分部數據如下：

		For the six months ended 30 June 2023 (Unaudited) 截至2023年6月30日止六個月(未經審核)			
Business segment	業務分部	Wastewater treatment 污水處理 RMB'000 人民幣千元	Water supply 水供給 RMB'000 人民幣千元	Others 其他 RMB'000 人民幣千元	Total 合計 RMB'000 人民幣千元
Revenue from external customers	外部客戶收入	561,624	61,125	240,084	862,833
Segment gross profit	分部毛利	264,080	40,928	95,500	400,508
Segment profit	分部利潤	223,907	38,203	78,746	340,856
Finance income	財務收入				19,933
Finance costs	財務成本				(159,366)
Profit before tax	稅前利潤				201,423
Other information	其他資料				
Depreciation of property, plant and equipment	不動產、工廠及設備的折舊	89,364	5,585	5,690	100,639
Depreciation expense of right-of-use assets	使用權資產折舊支出	3,957	114	1,357	5,428
Amortisation of intangible assets	無形資產攤銷	10,712	457	1,868	13,037
Impairment loss on trade receivables	應收賬款減值損失	(12,764)	607	(1,494)	(13,651)
Impairment loss on financial assets at amortised cost	以攤銷成本計量的金融資產 減值損失	-	-	30,000	30,000
Capital expenditure	資本開支	10,943	18,873	805	30,621

CHAPTER EIGHT INTERIM FINANCIAL INFORMATION
 NOTES TO THE CONDENSED CONSOLIDATED INTERIM FINANCIAL INFORMATION (Continued)
 第八章 中期財務資料 簡明合併中期財務資料附註(續)

For the six months ended 30 June 2023 截至2023年6月30日止六個月

6. SEGMENT AND REVENUE INFORMATION 6. 分部及收入資料(續)
 (continued)

(b) Segment information (continued)

(b) 分部資料(續)

		As at 30 June 2023 (Unaudited) 於2023年6月30日(未經審核)			
Business segment	業務分部	Wastewater treatment 污水處理 RMB'000 人民幣千元	Water supply 水供給 RMB'000 人民幣千元	Others 其他 RMB'000 人民幣千元	Total 合計 RMB'000 人民幣千元
Segment assets	分部資產	8,069,268	547,407	3,365,263	11,981,938
Unallocated:	未分配的:				
Deferred income tax assets	遞延所得稅資產				86,591
Total assets	資產總額				12,068,529
Segment liabilities	分部負債	4,646,349	497,661	1,940,903	7,084,913
Unallocated:	未分配的:				
Deferred income tax liabilities	遞延所得稅負債				51,067
Tax payables	應付稅項				107,378
Total liabilities	負債總額				7,243,358

CHAPTER EIGHT INTERIM FINANCIAL INFORMATION
NOTES TO THE CONDENSED CONSOLIDATED INTERIM FINANCIAL INFORMATION (Continued)
第八章 中期財務資料 簡明合併中期財務資料附註(續)

For the six months ended 30 June 2023 截至2023年6月30日止六個月

6. SEGMENT AND REVENUE INFORMATION **6. 分部及收入資料(續)**
(continued)

(b) Segment information (continued)

The segment information provided to senior executive management for the reportable segments for the six months ended 30 June 2022 is as follows:

(b) 分部資料(續)

截至2022年6月30日止六個月，本集團向高級執行管理層提供的分部數據如下：

		For the six months ended 30 June 2022 (Unaudited) 截至2022年6月30日止六個月(未經審核)			
Business segment	業務分部	Wastewater treatment 污水處理 RMB'000 人民幣千元	Water supply 水供給 RMB'000 人民幣千元	Others 其他 RMB'000 人民幣千元	Total 合計 RMB'000 人民幣千元
Revenue from external customers	外部客戶收入	587,185	58,965	262,941	909,091
Segment gross profit	分部毛利	262,815	29,556	100,567	392,938
Segment profit	分部利潤	228,821	22,978	96,150	347,949
Finance income	財務收入				22,409
Finance costs	財務成本				(163,127)
Share of results of associates	分佔聯營公司業績				(363)
Profit before tax	稅前利潤				206,868
Other information	其他資料				
Depreciation of property, plant and equipment	不動產、工廠及設備的折舊	61,909	2,800	35,717	100,426
Depreciation expense of right-of-use assets	使用權資產折舊支出	3,270	328	1,605	5,203
Amortisation of intangible assets	無形資產攤銷	9,624	583	1,123	11,330
Impairment loss on trade receivables	應收賬款減值損失	4,000	-	(3)	3,997
Impairment loss on financial assets at amortised cost	以攤銷成本計量的金融資產減值損失	-	-	4,000	4,000
Capital expenditure	資本開支	148,190	1,413	25,930	175,533

CHAPTER EIGHT INTERIM FINANCIAL INFORMATION
 NOTES TO THE CONDENSED CONSOLIDATED INTERIM FINANCIAL INFORMATION (Continued)
 第八章 中期財務資料 簡明合併中期財務資料附註(續)

For the six months ended 30 June 2023 截至2023年6月30日止六個月

6. SEGMENT AND REVENUE INFORMATION 6. 分部及收入資料(續)
 (continued)

(b) Segment information (continued)

(b) 分部資料(續)

		As at 30 June 2022 (Unaudited) 於2022年6月30日(未經審核)			
Business segment	業務分部	Wastewater treatment 污水處理 RMB'000 人民幣千元	Water supply 水供給 RMB'000 人民幣千元	Others 其他 RMB'000 人民幣千元	Total 合計 RMB'000 人民幣千元
Segment assets	分部資產	7,006,029	703,543	3,437,744	11,147,316
Unallocated:	未分配的：				
Deferred income tax assets	遞延所得稅資產				83,063
Investments in associates	聯營投資				12,430
Total assets	資產總額				11,242,809
Segment liabilities	分部負債	4,133,692	415,104	2,028,335	6,577,131
Unallocated:	未分配的：				
Deferred income tax liabilities	遞延所得稅負債				68,950
Tax payables	應付稅項				79,205
Total liabilities	負債總額				6,725,286

CHAPTER EIGHT INTERIM FINANCIAL INFORMATION
 NOTES TO THE CONDENSED CONSOLIDATED INTERIM FINANCIAL INFORMATION (Continued)
 第八章 中期財務資料 簡明合併中期財務資料附註(續)

For the six months ended 30 June 2023 截至2023年6月30日止六個月

6. SEGMENT AND REVENUE INFORMATION
(continued)

(c) Geographical information

The Group has derived almost all of its business in the PRC, hence, geographical segment information is not considered necessary.

(d) Information about major customers

The major customer groups from whom the individual customer's revenue amounted to 10% or more of the Group's total revenue were as below:

6. 分部及收入資料(續)

(c) 地理資料

本集團的幾乎所有業務均在中國開展。因此，無需披露地理分部資料。

(d) 主要客戶資料

本集團的主要客戶群(其中來自於單個客戶的收入佔本集團收入總額的10%或以上)如下：

		Unaudited 未經審核	
		Six months ended 30 June 截至6月30日止六個月	
		2023 2023年 RMB'000 人民幣千元	2022 2022年 RMB'000 人民幣千元
Customer A	客戶A	207,399	440,592
Customer B	客戶B	232,428	N/A 不適用*
Customer C	客戶C	N/A 不適用*	162,485

* The corresponding revenue did not contribute 10% or more of the Group's revenue.

* 相應收益並無佔本集團收益10%或以上。

The customer portfolio of the Group is concentrated, which is consistent with the industry practice. If the customer A, customer B or customer C substantially defaults in payment or terminates the business relationship with the Group, it could materially affect the Group's financial position and results of operations.

本集團客戶群體較為集中，與本行業的現實狀況一致。如果客戶A、客戶B或客戶C嚴重違反付款義務或與本集團終止商業合作關係，會對本集團的財務狀況和經營收益造成重大影響。

CHAPTER EIGHT INTERIM FINANCIAL INFORMATION
 NOTES TO THE CONDENSED CONSOLIDATED INTERIM FINANCIAL INFORMATION (Continued)
 第八章 中期財務資料 簡明合併中期財務資料附註(續)

For the six months ended 30 June 2023 截至2023年6月30日止六個月

7. INVESTMENT PROPERTIES

7. 投資物業

		Unaudited 未經審核	
		Six months ended 30 June 截至6月30日止六個月	
		2023 2023年 RMB'000 人民幣千元	2022 2022年 RMB'000 人民幣千元
At fair value	按公允價值		
At the beginning of the Reporting Period	於報告期初	277,462	276,377
Change in fair value	公允價值變動	—	—
At the end of the Reporting Period	於報告期末	277,462	276,377

The Group's entire property interests were held under leases to earn rentals income or for capital appreciation which were measured using fair value model and were classified and accounted for as investment properties. The Group's investment properties were located in the PRC.

本集團全部物業權益乃根據租賃持有以賺取租金收入或資本增值，並使用公允價值模式計量以及分類及入賬為投資物業。本集團之投資物業乃位於中國。

For the six months ended 30 June 2023, a fair value gain of approximately RMB0 (30 June 2022: approximately RMB0) was recognised in the consolidated income statement.

截至2023年6月30日止六個月，於綜合收益表確認之公允價值收益約人民幣0元，(2022年6月30日：約人民幣0元)。

CHAPTER EIGHT INTERIM FINANCIAL INFORMATION
 NOTES TO THE CONDENSED CONSOLIDATED INTERIM FINANCIAL INFORMATION (Continued)
 第八章 中期財務資料 簡明合併中期財務資料附註(續)

For the six months ended 30 June 2023 截至2023年6月30日止六個月

7. INVESTMENT PROPERTIES (continued)

None of the Group's investment properties measured at fair value are categorised as level 1 and level 2. The Group's investment properties are categorised as level 3.

The following table shows the significant unobservable inputs used in the valuation model.

7. 投資物業(續)

本集團按公允價值計量之投資物業概無分類為第一級及第二級。本集團之投資物業分類為第三級。

下表呈列估值模型所用之重大不可觀察輸入數據。

	Unaudited 30 June 2023 Fair value 未經審核 2023年 6月30日 公允價值 RMB'000 人民幣千元	Audited 31 December 2022 Fair value 經審核 2022年 12月31日 公允價值 RMB'000 人民幣千元	Valuation techniques	Prevailing market rent per month 現行市值 月租	Adjusted unit price 經調整 單價	Capitalisation rate 資本化率
Entire buildings No. 1, No. 2 and No.3 (including basement) of the Kunming No. 2 Water Purification Plant 昆明第二水質淨化廠1號、2號及3號 建築物整棟(含地下室)	252,040	252,040	Income capitalization 收入資本化	RMB32.6 to RMB35.4 per square meter 每平方米 人民幣32.6元至 人民幣35.4元	N/A 不適用	6%
Six management buildings of the Kunming No. 3 Water Purification Plant 昆明第三水質淨化廠六幢管理樓	11,618	11,618	Income capitalisation 收入資本化	RMB32.6 to RMB35.4 per square meter 每平方米 人民幣32.6元至 人民幣35.4元	N/A 不適用	6%
Two pieces of lands located at the Paper Making Industry Base in Dayao Town, Liyang City 位於瀏陽市大瑤鎮造紙工業基地的 兩塊土地	13,804	13,804	Direct comparison 直接比較	N/A 不適用	RMB338 to RMB341 per square meter 每平方米 人民幣338元至 人民幣341元	N/A 不適用

The fair value measurement is based on the above asset's highest and best use, which does not differ from their actual use.

公允價值計量乃基於上述資產之最高及最佳用途，與彼等之實際用途並無不同。

No investment properties were pledged as at 30 June 2023.

於2023年6月30日並無將投資物業抵押。

CHAPTER EIGHT INTERIM FINANCIAL INFORMATION
 NOTES TO THE CONDENSED CONSOLIDATED INTERIM FINANCIAL INFORMATION (Continued)
 第八章 中期財務資料 簡明合併中期財務資料附註(續)

For the six months ended 30 June 2023 截至2023年6月30日止六個月

8. RIGHT-OF-USE ASSETS/LAND USE RIGHTS

8. 使用權資產／土地使用權

The Group's right-of-use assets represents the prepaid lease payments for land located in the PRC.

本集團的使用權資產為位於中國的土地預付租賃付款。

		Land use rights 土地使用權 RMB'000 人民幣千元	Total 合計 RMB'000 人民幣千元
(Unaudited)	(未經審核)		
Reconciliation of carrying amount	賬面值對賬		
– for the six months ended 30 June 2023	– 截至2023年6月30日止六個月		
At the beginning of the Reporting Period	於報告期初	411,454	411,454
Depreciation	折舊	(5,428)	(5,428)
At the end of the Reporting Period	於報告期末	406,026	406,026
Reconciliation of carrying amount	賬面值對賬		
– for the six months ended 30 June 2022	– 截至2022年6月30日止六個月		
At the beginning of the Reporting Period	於報告期初	424,945	424,945
Depreciation	折舊	(5,203)	(5,203)
At the end of the Reporting Period	於報告期末	419,742	419,742

CHAPTER EIGHT INTERIM FINANCIAL INFORMATION
NOTES TO THE CONDENSED CONSOLIDATED INTERIM FINANCIAL INFORMATION (Continued)
第八章 中期財務資料 簡明合併中期財務資料附註(續)

For the six months ended 30 June 2023 截至2023年6月30日止六個月

9. PROPERTY, PLANT AND EQUIPMENT

9. 不動產、工廠及設備

		Buildings and facilities 樓宇及 設施 RMB'000 人民幣千元	Machinery and equipment 機器及 設備 RMB'000 人民幣千元	Office and electronic equipment 辦公室及 電子設備 RMB'000 人民幣千元	Motor vehicles 機動車 RMB'000 人民幣千元	Construction in progress 在建工程 RMB'000 人民幣千元	Total 合計 RMB'000 人民幣千元
(Unaudited)	(未經審核)						
Six months ended 30 June 2023	截至2023年6月30日止六個月						
At the beginning of the Reporting Period	報告期初	1,837,525	555,318	36,539	17,635	269,633	2,716,650
Additions (a)	增加(a)	918	5,399	443	6	23,855	30,621
Others	其他	-	(230)	-	-	(375)	(605)
Disposals	處置	-	-	-	(1,951)	-	(1,951)
Depreciation (Note 25)	折舊(附註25)	(54,239)	(39,387)	(6,032)	(981)	-	(100,639)
At the end of the Reporting Period	報告期末	1,784,204	521,100	30,950	14,709	293,113	2,644,076

		Buildings and facilities 樓宇及 設施 RMB'000 人民幣千元	Machinery and equipment 機器及 設備 RMB'000 人民幣千元	Office and electronic equipment 辦公室及 電子設備 RMB'000 人民幣千元	Motor vehicles 機動車 RMB'000 人民幣千元	Construction in progress 在建工程 RMB'000 人民幣千元	Total 合計 RMB'000 人民幣千元
(Unaudited)	(未經審核)						
Six months ended 30 June 2022	截至2022年6月30日止六個月						
At the beginning of the Reporting Period	報告期初	1,770,084	597,487	60,167	8,275	201,077	2,637,090
Additions	增加	248	2,249	6,703	6,455	159,878	175,533
Transfers to assets classified as held for sale	轉入至分類為持作出售的資產	(495)	(3)	(1,060)	(54)	(4,116)	(5,728)
Others	其他	-	-	-	-	(2,128)	(2,128)
Disposals	處置	-	(7)	(5)	(305)	-	(317)
Depreciation (Note 25)	折舊(附註25)	(49,406)	(45,562)	(3,564)	(1,894)	-	(100,426)
At the end of the Reporting Period	報告期末	1,720,431	554,164	62,241	12,477	354,711	2,704,024

CHAPTER EIGHT INTERIM FINANCIAL INFORMATION
 NOTES TO THE CONDENSED CONSOLIDATED INTERIM FINANCIAL INFORMATION (Continued)
 第八章 中期財務資料 簡明合併中期財務資料附註(續)

For the six months ended 30 June 2023 截至2023年6月30日止六個月

9. PROPERTY, PLANT AND EQUIPMENT (continued)

- (a) For the six months ended 30 June 2023, additions were approximately RMB30,621,000 and the depreciation was approximately RMB100,639,000.
- (b) The net book values of property, plant and equipment pledged as collateral for the Group's borrowings (Note 20) as at the respective balance sheet dates were as follows:

9. 不動產、工廠及設備(續)

- (a) 截至2023年6月30日止六個月內增加約人民幣30,621,000元，折舊約人民幣100,639,000元。
- (b) 作為本集團借款(附註20)質押擔保物的不動產、工廠及設備在各個資產負債表日的賬面淨值如下：

		Unaudited 未經審核 30 June 2023 2023年 6月30日 RMB'000 人民幣千元	Audited 經審核 31 December 2022 2022年 12月31日 RMB'000 人民幣千元
Buildings and facilities	樓宇及設施	427,292	351,163
Machinery and equipment	機器及設備	385,863	357,567
Office and electronic equipment	辦公設備及電子設備	—	7,275
Motor vehicles	車輛	—	211
		813,155	716,216

CHAPTER EIGHT INTERIM FINANCIAL INFORMATION
 NOTES TO THE CONDENSED CONSOLIDATED INTERIM FINANCIAL INFORMATION (Continued)
 第八章 中期財務資料 簡明合併中期財務資料附註(續)

For the six months ended 30 June 2023 截至2023年6月30日止六個月

10. RECEIVABLES UNDER SERVICE CONCESSION ARRANGEMENTS **10. 特許經營權協議下的應收款項**

The following is the summarised information of receivables under service concession arrangements with respect to the Group's service concession arrangements:

就本集團的特許經營權協議而言，特許經營權協議下的應收款項的匯總資料如下：

		Unaudited 未經審核 30 June 2023 2023年 6月30日 RMB'000 人民幣千元	Audited 經審核 31 December 2022 2022年 12月31日 RMB'000 人民幣千元
Receivables under service concession arrangements			
Current portion:			
Receivables under service concession arrangements	特許經營權協議下的應收款項	48,977	45,029
Loss allowance	虧損撥備	(980)	(901)
		47,997	44,128
Non-current portion:			
Receivables under service concession arrangements	特許經營權協議下的應收款項	2,585,466	2,600,616
Loss allowance	虧損撥備	(51,117)	(54,195)
		2,534,349	2,546,421
		2,582,346	2,590,549

CHAPTER EIGHT INTERIM FINANCIAL INFORMATION
 NOTES TO THE CONDENSED CONSOLIDATED INTERIM FINANCIAL INFORMATION (Continued)
 第八章 中期財務資料 簡明合併中期財務資料附註(續)

For the six months ended 30 June 2023 截至2023年6月30日止六個月

11. INTANGIBLE ASSETS

11. 無形資產

		Computer software 計算機軟件 RMB'000 人民幣千元	Operating concession 特許經營權 RMB'000 人民幣千元	Total 合計 RMB'000 人民幣千元
(Unaudited)	(未經審核)			
Six months ended 30 June 2023	截至2023年6月30日止六個月			
Opening net book value	期初賬面淨值	7,876	539,304	547,180
Addition	增加	–	428	428
Amortisation (Note 25)	攤銷(附註25)	(1,662)	(11,375)	(13,037)
Closing net book value	期末賬面淨值	6,214	528,357	534,571

		Computer software 計算機軟件 RMB'000 人民幣千元	Operating concession 特許經營權 RMB'000 人民幣千元	Total 合計 RMB'000 人民幣千元
(Unaudited)	(未經審核)			
Six months ended 30 June 2022	截至2022年6月30日止六個月			
Opening net book value	期初賬面淨值	8,272	305,222	313,494
Transfers to assets classified as held for sale	轉至分類為持作出售的資產	–	(1,275)	(1,275)
Amortisation (Note 25)	攤銷(附註25)	(1,695)	(9,635)	(11,330)
Closing net book value	期末賬面淨值	6,577	294,312	300,889

CHAPTER EIGHT INTERIM FINANCIAL INFORMATION
NOTES TO THE CONDENSED CONSOLIDATED INTERIM FINANCIAL INFORMATION (Continued)
第八章 中期財務資料 簡明合併中期財務資料附註(續)

For the six months ended 30 June 2023 截至2023年6月30日止六個月

12. INVESTMENTS IN ASSOCIATES

Investments accounted for using the equity method refer to the associates held by the Group, details of which are set out as follows:

12. 聯營投資

按權益法計量的投資是指由本集團持有的聯營投資，相關信息載列如下：

		Unaudited 未經審核 30 June 2023 2023年 6月30日 RMB'000 人民幣千元	Audited 經審核 31 December 2022 2022年 12月31日 RMB'000 人民幣千元
Unlisted shares	非上市股份		
Share of net assets	淨資產份額	—	2,760
Goodwill	商譽	5,631	9,342
Less: Provision of impairment	減：減值撥備	(5,631)	(5,576)
At the end of the Reporting Period		—	6,526

Fair value of investments

At the end of the Reporting Period, all of the Group's associates are private companies and there was no quoted market price available for the investments.

During the Reporting Period, the Group disposed of the shares of its associate, Dianchi Jiajing, which were previously held by the Group, and received proceeds from the disposal of RMB6.5 million.

Financial information of associates

Summarised financial information of the associates of the Group is set out below, which represents amounts shown in the associates' financial statements prepared in accordance with IFRSs and adjusted by the Group for equity accounting purposes, including any differences in accounting policies and fair value adjustments.

投資之公允價值

於報告期末，本集團所有聯營公司均為私營公司，故該等投資並無掛牌市價提供。

報告期內，本集團將原持有的聯營企業滇池嘉淨股份進行了處置，並收回處置款項人民幣6.5百萬元。

聯營公司之財務資料

本集團聯營公司的概要財務資料載於下文，代表聯營公司按照香港財務報告準則編製的財務報表中所示金額，並經本集團為權益會計目的作出調整，包括會計政策及公允價值調整的任何差額。

CHAPTER EIGHT INTERIM FINANCIAL INFORMATION
 NOTES TO THE CONDENSED CONSOLIDATED INTERIM FINANCIAL INFORMATION (Continued)
 第八章 中期財務資料 簡明合併中期財務資料附註(續)

For the six months ended 30 June 2023 截至2023年6月30日止六個月

12. INVESTMENTS IN ASSOCIATES (continued)

12. 聯營投資(續)

Financial information of associates (continued)

聯營公司之財務資料(續)

Details of the associates at the end of the Reporting Period are as follows.

報告期末聯營公司的詳情如下。

Name of entities 實體名稱	Country/place and date of establishment 註冊成立的國家/ 地點及日期	Paid-up capital 實繳資本 RMB'000 人民幣千元	Proportion of ownership interest held by the Group 本集團持有的 所有者權益比例		Principal activities 主營業務
			Unaudited 30 June 2023 2023年 6月30日	Audited 31 December 2022 2022年 12月31日	
Yunnan Dianchi Information Construction Management Co., Ltd.* (雲南滇池信息建設管理有限公司, "Dianchi Information") 雲南滇池信息建設管理有限公司 (「滇池信息」)	PRC, Kunming 14 May 2012 中國·昆明 2012年5月14日	2,500	40%	40%	Construction of communication pipeline 通信管道的建設
Yunnan Dianchi Jiajing Environmental Technology Co., Ltd.* (雲南滇池嘉淨環保科技有限公司, "Dianchi Jiajing") 雲南滇池嘉淨環保科技有限公司 (「滇池嘉淨」)	PRC, Kunming 13 April 2012 中國·昆明 2012年4月13日	11,600	—	40%	Research and promotion of environment technology 環境技術的研發和推廣
Kunming Zaojing Quanxiang Biological Technology Co., Ltd.* (昆明藻井泉香生物科技有限公司, "Kunming Zaojing") 昆明藻井泉香生物科技有限公司 (「昆明藻井」)	PRC, Kunming 12 August 2010 中國·昆明 2010年8月12日	8,000	35%	35%	Research and development of biological products 生物製品的研發

* For identification purpose only

* 僅供識別

CHAPTER EIGHT INTERIM FINANCIAL INFORMATION
 NOTES TO THE CONDENSED CONSOLIDATED INTERIM FINANCIAL INFORMATION (Continued)
 第八章 中期財務資料 簡明合併中期財務資料附註(續)

For the six months ended 30 June 2023 截至2023年6月30日止六個月

12. INVESTMENTS IN ASSOCIATES (continued)

Financial information of associates (continued)

The Group's investments in associates and certain of its key financial information attributable to the Group are as follows:

12. 聯營投資(續)

聯營公司之財務資料(續)

本集團的聯營投資以及歸屬於本集團的部分關鍵財務資料如下：

		Assets 資產 RMB'000 人民幣千元	Liabilities 負債 RMB'000 人民幣千元	Revenues 收入 RMB'000 人民幣千元	Losses 虧損 RMB'000 人民幣千元	Net assets 淨資產 RMB'000 人民幣千元
For the six months ended 30 June 2023	截至2023年6月30日 止六個月	3,809	4,645	730	(860)	(836)
For the year ended 31 December 2022	截至2022年12月31日 止年度	4,506	1,746	192	(691)	2,760

Note: The Group has not recognised the share of loss of associates for the period as its interest in such associate has been reduced to RMB0 and its recognition is limited to RMB0.

附註： 由於聯營公司權益已至人民幣0元，故本集團於期內並無確認其應佔虧損，因其確認只限於人民幣0元。

CHAPTER EIGHT INTERIM FINANCIAL INFORMATION
 NOTES TO THE CONDENSED CONSOLIDATED INTERIM FINANCIAL INFORMATION (Continued)
 第八章 中期財務資料 簡明合併中期財務資料附註(續)

For the six months ended 30 June 2023 截至2023年6月30日止六個月

13. DEFERRED INCOME TAX ASSETS AND LIABILITIES 13. 遞延所得稅資產和負債

		Unaudited 未經審核 30 June 2023 2023年 6月30日 RMB'000 人民幣千元	Audited 經審核 31 December 2022 2022年 12月31日 RMB'000 人民幣千元
Deferred income tax assets:	遞延所得稅資產:		
- to be recovered within 12 months	- 將於12個月內轉回	46,564	42,710
- to be recovered after more than 12 months	- 將於12個月後轉回	40,027	38,318
		86,591	81,028
Deferred income tax liabilities:	遞延所得稅負債:		
- to be recovered within 12 months	- 將於12個月內轉回	7,413	7,573
- to be recovered after more than 12 months	- 將於12個月後轉回	43,654	44,330
		51,067	51,903

Movements in deferred income tax assets and liabilities during the six months ended 30 June 2022 and 2023 (without taking into consideration the offsetting of balance within the same tax jurisdiction) are as follows:

於截至2022年及2023年6月30日止六個月期間遞延所得稅資產和負債(沒有考慮結餘可在同一徵稅區內抵銷)的變動如下:

		Unaudited 未經審核 Six months ended 30 June 截至6月30日止六個月 2023 2023年 RMB'000 人民幣千元	2022 2022年 RMB'000 人民幣千元
Deferred income tax assets	遞延所得稅資產		
At the beginning of the period	期初	81,028	84,490
Recognised in profit or loss (Note 27)	於損益中確認(附註27)	5,563	(1,386)
Transfer to assets classified as held for sale	轉入至分類持作出售的資產	-	(41)
At the end of the period	期末	86,591	83,063

CHAPTER EIGHT INTERIM FINANCIAL INFORMATION
 NOTES TO THE CONDENSED CONSOLIDATED INTERIM FINANCIAL INFORMATION (Continued)
 第八章 中期財務資料 簡明合併中期財務資料附註(續)

For the six months ended 30 June 2023 截至2023年6月30日止六個月

13. DEFERRED INCOME TAX ASSETS AND LIABILITIES (continued)

13. 遞延所得稅資產和負債 (續)

Deferred income tax assets as at 30 June 2023 and 2022 were mainly related to government grant, tax losses carried forward as well as depreciation and amortisation differences arising from the revaluation results on certain wastewater treatment facilities and right-of-use assets and other relevant non-current assets injected by Kunming Dianchi Investment Co., Ltd.* (昆明滇池投資有限責任公司) ("KDI") upon the incorporation of the Company.

於2023年及2022年6月30日，遞延所得稅資產主要由以前年度政府補助、稅務成本以及由昆明滇池投資有限責任公司(「昆明滇池投資」)投入污水處理設施及使用權資產等相關非流動資產根據資產評估結果更正的折舊和攤銷差異組成。

		Unaudited 未經審核	
		Six months ended 30 June 截至6月30日止六個月	
Deferred income tax liabilities	遞延所得稅負債	2023 2023年 RMB'000 人民幣千元	2022 2022年 RMB'000 人民幣千元
At the beginning of the period	期初	51,903	86,492
Recognised in profit or loss (Note 27)	於損益中確認(附註27)	(836)	(15,452)
Liabilities directly associated with assets classified as held for sale	與分類為持作出售資產直接相關的負債	-	(2,090)
At the end of the period	期末	51,067	68,950

Deferred income tax liabilities were mainly related to fair value adjustment arising from acquisition of subsidiaries in previous years, differences arising from service concession receivables and differences arising from fair value as at 30 June 2023 and 2022.

於2023年及2022年6月30日，遞延所得稅負債主要由以前年度收購附屬公司導致的公允價值調整、特許經營權應收賬款差異以及公允價值差異組成。

* For identification purpose only

* 僅供識別

CHAPTER EIGHT INTERIM FINANCIAL INFORMATION
 NOTES TO THE CONDENSED CONSOLIDATED INTERIM FINANCIAL INFORMATION (Continued)
 第八章 中期財務資料 簡明合併中期財務資料附註(續)

For the six months ended 30 June 2023 截至2023年6月30日止六個月

14. FINANCIAL ASSETS AT AMORTISED COST

14. 以攤銷成本計量的金融資產

		Unaudited 未經審核 30 June 2023 2023年 6月30日 RMB'000 人民幣千元	Audited 經審核 31 December 2022 2022年 12月31日 RMB'000 人民幣千元
Unlisted investments (Note)	非上市投資(附註)	300,000	300,000
Loss allowance	虧損撥備	(90,000)	(60,000)
		210,000	240,000

Note: On 29 September 2021, the Company (as the asset entrustor) entered into the Mutual Trust No. 5 Asset Management Agreement with Bosera Capital Management Co., Ltd. (as the asset manager) and China Merchants Bank (as the asset entrustee) in relation to the investment and management of the entrusted assets. Pursuant to the Mutual Trust No. 5 Asset Management Agreement, the Company agreed to entrust an amount of RMB300,000,000 as the entrusted assets, which will be funded by the internal resources of the Company. The entrusted assets will be used to invest in the credits of accounts receivable held by Kunming Agricultural Development Investment Co., Ltd ("KADI"). KDI provided a corporate guarantee to KADI in respect of the principal and interest of relevant investment.

According to the relevant provisions of the Mutual Trust No. 5 Asset Management Agreement and the supplemental agreement for extension of term of the asset management agreement, the asset management plan purchased by the Company has expired on 10 April 2022 (the "Maturity Date"). The asset manager allocated the assets under the asset management plan to the Company in their current status as at the Maturity Date in accordance with the terms of the Mutual Trust No. 5 Asset Management Agreement. On 29 October 2022, the Company and KADI entered into a settlement agreement and mutually agreed that certain assets held by the subsidiaries of KADI and KADI were pledged to the Company for the outstanding principal and interest.

The carrying value of financial assets at amortised cost was RMB300,000,000 and stated at the amortised cost less impairment loss. As at 30 June 2023, provision of loss amounted to RMB90,000,000 was made.

Such investments carried an interest rate at 8% p.a., and the principal is repayable within one year. As the Directors only intend to collect payments of principal and interest, it is classified as financial assets at amortised cost.

附註：於2021年9月29日，本公司(作為資產委託人)與博時資本管理有限公司(作為資產管理人)及招商銀行(作為資產託管人)就委託資產之投資及管理訂立互信5號資產管理合同。根據互信5號資產管理合同，本公司同意委託人民幣300,000,000元為委託資產，其將以本公司的內部資源撥付。委託資產將用於受讓昆明農業發展投資有限公司(「昆明農業發展投資」)持有的應收賬款債權。昆明滇池投資就有關投資的本金及利息向昆明農業發展投資提供公司擔保。

根據互信5號資產管理合同、資管合同延長存續期補充協議的相關約定，本公司所購買的資產管理計劃已於2022年4月10日(「到期日」)到期。資產管理人根據互信5號資產管理合同的約定，以截至到期日該資產管理計劃項下資產現狀向本公司進行分配。於2022年10月29日，本公司與昆明農業發展投資簽訂展期協議解決方案合同及雙方同意昆明農業發展投資及其附屬公司持有的若干資產已就未收回的本金及利息抵押予本公司。

按攤銷成本計量的金融資產的賬面值為人民幣300,000,000元，並按攤銷成本減值虧損列賬。於2023年6月30日，計提壞賬金額為人民幣90,000,000元。

該等投資的年利率為8%，本金須於1年內償還。由於董事擬僅收取本金及利息付款，故將其分類為按攤銷成本計量的金融資產。

CHAPTER EIGHT INTERIM FINANCIAL INFORMATION
 NOTES TO THE CONDENSED CONSOLIDATED INTERIM FINANCIAL INFORMATION (Continued)
 第八章 中期財務資料 簡明合併中期財務資料附註(續)

For the six months ended 30 June 2023 截至2023年6月30日止六個月

15. TRADE AND OTHER RECEIVABLES/CONTRACT ASSETS **15. 應收賬款及其他應收款/合約資產**

		Unaudited 未經審核 30 June 2023 2023年 6月30日 RMB'000 人民幣千元	Audited 經審核 31 December 2022 2022年 12月31日 RMB'000 人民幣千元
Trade receivables (Note (a)):	應收賬款(附註(a)):		
– Third parties	– 第三方	214,346	202,799
– Related parties (Note 31(d)(i))	– 關聯方(附註31(d)(i))	238,198	551,514
– Local government	– 地方政府	2,938,067	2,200,998
– Loss allowance	– 虧損撥備	(68,061)	(81,712)
Trade receivables – net	應收賬款 – 淨額	3,322,550	2,873,599
Other receivables:	其他應收款:		
– Third parties	– 第三方	75,484	99,155
– Related parties (Note 31(d)(i))	– 關聯方(附註31(d)(i))	669,803	584,390
– Local government	– 地方政府	92,273	70,666
– Loss allowance	– 虧損撥備	(38,071)	(23,671)
Other receivables – net	其他應收賬款 – 淨額	799,489	730,540
Prepayments:	預付款:		
– Others	– 其他	77,073	72,204
– Loss allowance	– 虧損撥備	–	(4)
Prepayments – net	預付款 – 淨額	77,073	72,200
Trade and other receivables – net	應收賬款及其他應收款 – 淨額	4,199,112	3,676,339

CHAPTER EIGHT INTERIM FINANCIAL INFORMATION
 NOTES TO THE CONDENSED CONSOLIDATED INTERIM FINANCIAL INFORMATION (Continued)
 第八章 中期財務資料 簡明合併中期財務資料附註(續)

For the six months ended 30 June 2023 截至2023年6月30日止六個月

15. TRADE AND OTHER RECEIVABLES/CONTRACT ASSETS (continued)

The fair values of trade and other receivables/contract assets of the Group, except for the prepayments which are not financial assets, approximated their carrying amounts.

The carrying amounts of trade and other receivables/contract assets are denominated in RMB.

15. 應收賬款及其他應收款／合約資產 (續)

除不屬於金融資產的預付款外，本集團應收賬款及其他應收款／合約資產的公允價值，均與其賬面淨額相近。

應收賬款及其他應收款／合約資產的賬面價值以人民幣為單位。

		Unaudited 未經審核 30 June 2023 2023年 6月30日 RMB'000 人民幣千元	Audited 經審核 31 December 2022 2022年 12月31日 RMB'000 人民幣千元
Non-current portion:	非流動部分：		
Wastewater treatment construction business	污水治理建設業務	109,801	109,121
Other treatment construction business	其他治理建設業務	34,038	-
		143,839	109,121

Notes:

- (a) Contract assets relating to concession agreements for new wastewater treatment, water supply and other construction services are not yet collectible from the customer until the construction of new wastewater treatment, water supply and other infrastructure or upgrade services are completed. As a result, a contract asset is recognised over the period in which the construction of new wastewater treatment, water supply and other infrastructure or upgrade services are performed to represent the entity's right to consideration for the services transferred to date. The carrying amount of approximately RMB143,839,000 will be reclassified as receivables under concession agreements or intangible assets after completion of construction of new wastewater treatment, water supply and other infrastructure or upgrade services. As the contract assets are not expected to be settled within one year from the end of the Reporting Period, the whole balance is classified as non-current assets.
- (b) Provision for impairment loss of approximately RMB2,935,000 was recognised for contract assets during the period (31 December 2022: Nil).

附註：

- (a) 於新污水處理、水供給處理、其他基建建設或升級服務完成之前，客戶就新污水處理、水供給處理、其他建設服務有關特許服務安排之合約資產尚未到期付款。因此，合約資產於進行新污水處理、水供給處理、其他基建建設或升級服務之期間內確認，以代表實體對收取迄今已轉移服務之代價之權利。賬面值約人民幣143,839,000元將於新污水處理、水供給處理、其他基建建設或升級服務完成後重新分類為特許經營權協議下的應收款項或無形資產。由於預期合約資產不會在報告期末後一年內結算，因此全部餘額歸類為非流動資產。
- (b) 於本期間，確認合約資產減值虧損撥備約人民幣2,935,000元(2022年12月31日：無)。

CHAPTER EIGHT INTERIM FINANCIAL INFORMATION
 NOTES TO THE CONDENSED CONSOLIDATED INTERIM FINANCIAL INFORMATION (Continued)
 第八章 中期財務資料 簡明合併中期財務資料附註(續)

For the six months ended 30 June 2023 截至2023年6月30日止六個月

15. TRADE AND OTHER RECEIVABLES/CONTRACT ASSETS (continued)

15. 應收賬款及其他應收款/合約資產 (續)

(c) Ageing analysis of gross trade receivables at the respective balance sheet dates, based on the invoice dates, is as follows:

(c) 於各資產負債表日基於發票日期的應收賬款賬齡分析如下：

		Unaudited 未經審核 30 June 2023 2023年 6月30日 RMB'000 人民幣千元	Audited 經審核 31 December 2022 2022年 12月31日 RMB'000 人民幣千元
– Within one year	– 1年以內	2,067,513	1,771,954
– Over one year and within two years	– 1至2年	1,084,673	1,041,909
– Over two years	– 超過2年	238,425	141,448
		3,390,611	2,955,311

The Group does not hold any collateral as security over these debtors.

本集團未持有任何抵押品作為任何債務人的擔保。

CHAPTER EIGHT INTERIM FINANCIAL INFORMATION
 NOTES TO THE CONDENSED CONSOLIDATED INTERIM FINANCIAL INFORMATION (Continued)
 第八章 中期財務資料 簡明合併中期財務資料附註(續)

For the six months ended 30 June 2023 截至2023年6月30日止六個月

16. AMOUNTS DUE FROM CUSTOMERS FOR CONSTRUCTION CONTRACTS 16. 應收客戶建造合同款

Costs incurred to date plus recognised profits less recognised losses: 已發生成本加確認的利潤減確認的虧損：

		Unaudited 未經審核 30 June 2023 2023年 6月30日 RMB'000 人民幣千元	Audited 經審核 31 December 2022 2022年 12月31日 RMB'000 人民幣千元
Costs incurred to date plus recognised profits less recognised losses			
已發生成本加確認的利潤減確認的虧損			
Current portion:			
流動部分：			
Amounts due from customers for construction contracts	應收客戶建造合同款	35,566	36,329
Loss allowance	虧損撥備	(711)	(727)
		34,855	35,602
Non-current portion:			
非流動部分：			
Amounts due from customers for construction contracts	應收客戶建造合同款	670,466	689,505
Loss allowance	虧損撥備	(13,410)	(13,790)
		657,056	675,715
		691,911	711,317

CHAPTER EIGHT INTERIM FINANCIAL INFORMATION
 NOTES TO THE CONDENSED CONSOLIDATED INTERIM FINANCIAL INFORMATION (Continued)
 第八章 中期財務資料 簡明合併中期財務資料附註(續)

For the six months ended 30 June 2023 截至2023年6月30日止六個月

17. CASH AND CASH EQUIVALENTS

17. 現金及現金等價物

			Unaudited 未經審核 30 June 2023 2023年 6月30日 RMB'000 人民幣千元	Audited 經審核 31 December 2022 2022年 12月31日 RMB'000 人民幣千元
Cash and bank balances	現金及銀行結餘	(a)	96,942	131,494
Restricted funds	受限制資金	(b)	167,203	181,194

(a) Cash and bank balances are denominated in:

(a) 現金及銀行結餘下貨幣計值：

			Unaudited 未經審核 30 June 2023 2023年 6月30日 RMB'000 人民幣千元	Audited 經審核 31 December 2022 2022年 12月31日 RMB'000 人民幣千元
RMB	人民幣		256,249	298,892
HKD	港元		246	5,153
USD	美元		7,650	8,643
			264,145	312,688

All deposits at bank are deposits with original maturity within 3 months. The Group earns interest on cash at bank at floating bank deposit rates at ranged from 0.01% to 2.25% during the six months ended 30 June 2023 (31 December 2022: 0.01% to 2.25%).

所有銀行存款為原定到期日在3個月以下。截至2023年6月30日止六個月內，本集團按介乎0.01%至2.25% (2022年12月31日：0.01%至2.25%)的浮動銀行存款利率獲取存款收益。

(b) As at 30 June 2023, restricted funds included guarantee deposits for notes and guarantee deposits for letters of credit (31 December 2022: including guarantee deposits for construction projects and guarantee deposits for letters of credit).

(b) 於2023年6月30日，受限制資金包括票據保證金及信用證保證金(2022年12月31日：包括建設項目的保證金及信用證保證金)。

CHAPTER EIGHT INTERIM FINANCIAL INFORMATION
 NOTES TO THE CONDENSED CONSOLIDATED INTERIM FINANCIAL INFORMATION (Continued)
 第八章 中期財務資料 簡明合併中期財務資料附註(續)

For the six months ended 30 June 2023 截至2023年6月30日止六個月

18. SHARE CAPITAL

Ordinary shares, issued and fully paid:

18. 股本

普通股，已發行及繳足：

		Number of shares 股份數目 (thousands) (千計)	Share capital 股本 RMB'000 人民幣千元
At 1 January 2023 and 30 June 2023 (Unaudited)	2023年1月1日及 2023年6月30日結餘 (未經審核)	1,029,111	1,029,111
At 1 January 2022 and 30 June 2022 (Unaudited)	2022年1月1日及 2022年6月30日結餘 (未經審核)	1,029,111	1,029,111

19. OTHER RESERVES

19. 其他儲備

		Share premium 股本溢價 RMB'000 人民幣千元	Statutory reserve 法定儲備 RMB'000 人民幣千元	Capital reserve 資本儲備 RMB'000 人民幣千元	Property revaluation surplus 物業重估盈餘 RMB'000 人民幣千元	Translation reserve 折算儲備 RMB'000 人民幣千元	Total 合計 RMB'000 人民幣千元
At 1 January 2023	2023年1月1日結餘	1,283,440	326,477	(47,793)	11,145	2,183	1,575,452
Currency translation differences	貨幣折算差額	-	755	-	-	(99)	656
At 30 June 2023 (unaudited)	2023年6月30日結餘 (未經審核)	1,283,440	327,232	(47,793)	11,145	2,084	1,576,108
At 1 January 2022	2022年1月1日結餘	1,283,440	293,552	(47,793)	11,145	3,232	1,543,576
Currency translation differences	貨幣折算差額	-	-	-	-	2,830	2,830
At 30 June 2022 (unaudited)	2022年6月30日結餘 (未經審核)	1,283,440	293,552	(47,793)	11,145	6,062	1,546,406

CHAPTER EIGHT INTERIM FINANCIAL INFORMATION
 NOTES TO THE CONDENSED CONSOLIDATED INTERIM FINANCIAL INFORMATION (Continued)
 第八章 中期財務資料 簡明合併中期財務資料附註(續)

For the six months ended 30 June 2023 截至2023年6月30日止六個月

20. BORROWINGS

20. 借款

		Unaudited 未經審核 30 June 2023 2023年 6月30日 RMB'000 人民幣千元	Audited 經審核 31 December 2022 2022年 12月31日 RMB'000 人民幣千元
Non-current:	非流動：		
Unsecured long-term borrowings	未擔保的長期借款	463,198	989,400
Secured long-term borrowings (Note (b))	擔保的長期借款(附註(b))	1,384,141	1,533,293
		1,847,339	2,522,693
Current:	流動：		
Unsecured short-term borrowings	未擔保的短期借款	1,965,535	2,687,428
Secured short-term borrowings (Note (b))	擔保的短期借款(附註(b))	1,991,124	658,966
		3,956,659	3,346,394
		5,803,998	5,869,087

(a) All the borrowings were denominated in RMB, USD or HKD.

(a) 借款以人民幣、美元或港元為單位。

CHAPTER EIGHT INTERIM FINANCIAL INFORMATION
 NOTES TO THE CONDENSED CONSOLIDATED INTERIM FINANCIAL INFORMATION (Continued)
 第八章 中期財務資料 簡明合併中期財務資料附註(續)

For the six months ended 30 June 2023 截至2023年6月30日止六個月

20. BORROWINGS (continued)

20. 借款(續)

(b) As at 30 June 2023 and 31 December 2022, analysis of the secured borrowings are as follows:

(b) 於2023年6月30日及2022年12月31日，有擔保的借款分析如下：

		Unaudited 未經審核 30 June 2023 2023年 6月30日 RMB'000 人民幣千元	Audited 經審核 31 December 2022 2022年 12月31日 RMB'000 人民幣千元
Secured by:	擔保物：		
Corporate guarantee issued by the Company	由本公司發行的公司擔保	105,854	721,402
Property, plant and equipment	不動產、工廠及設備	615,563	841,837
Corporate guarantee issued by related parties	關聯方發出的公司擔保	235,000	200,000
Corporate guarantee issued by a shareholder	股東發出的公司擔保	518,570	174,000
Waste sanitary landfill construction project revenue	填埋場建設項目收益	145,718	235,000
Sewage treatment revenue	污水處理收益	1,064,469	20,020
Pledge of equity of subsidiaries	子公司股權質押	690,091	-
Total	合計	3,375,265	2,192,259

(c) The maturity of borrowings is as follows:

(c) 借款到期日如下：

		Unaudited 未經審核 30 June 2023 2023年 6月30日 RMB'000 人民幣千元	Audited 經審核 31 December 2022 2022年 12月31日 RMB'000 人民幣千元
On demand or within 1 year	即期或1年以內	3,956,659	3,346,394
Between 1 and 2 years	1至2年	986,403	928,216
Between 2 and 5 years	2至5年	510,294	1,304,021
Over 5 years	5年以上	350,642	290,456
		5,803,998	5,869,087

CHAPTER EIGHT INTERIM FINANCIAL INFORMATION
 NOTES TO THE CONDENSED CONSOLIDATED INTERIM FINANCIAL INFORMATION (Continued)
 第八章 中期財務資料 簡明合併中期財務資料附註(續)

For the six months ended 30 June 2023 截至2023年6月30日止六個月

20. BORROWINGS (continued)

(d) The weighted average effective interest rates at each balance sheet date are as follows:

20. 借款(續)

(d) 於各資產負債表日，借款的加權平均實際利率如下：

	Unaudited 未經審核 30 June 2023 2023年 6月30日 RMB'000 人民幣千元	Audited 經審核 31 December 2022 2022年 12月31日 RMB'000 人民幣千元
Weighted average effective interest rates of borrowings 借款的加權平均實際利率	5.33%	4.05%

Interest rates of borrowings denominated in RMB are reset periodically according to the benchmark rates announced by the People's Bank of China.

人民幣借款的利率按中國人民銀行公佈的基準利率定期調整。

Interest rates of borrowings denominated in HKD and USD are reset periodically according to the benchmark rates of HIBOR and LIBOR respectively.

港元及美元借款的利率分別按香港同業拆息及倫敦同業拆息的基準利率定期調整。

The Group's borrowings bear interest at floating rates, except for bank loans in an aggregate principal amount of approximately RMB2,399,923,000 (31 December 2022: approximately RMB2,843,249,000) bearing interest at fixed rates ranging from 2.15% to 6.00% (31 December 2022: ranging from 2.15% to 5.50%) per annum.

除了本金總額約為人民幣2,399,923,000元(2022年12月31日：約人民幣2,843,249,000元)的銀行貸款按固定利率計息，介乎每年年利率2.15%至6.00%(2022年12月31日：介乎每年2.15%至5.50%)，本集團的其他借款以浮動利率計息。

(e) The fair values of current borrowings equal their carrying amount as the discounting impact is not significant. The fair values of non-current borrowings are estimated based on discounted cash flow using the prevailing market interest rates available to the Group for financial instruments with substantially the same terms and characteristics at the respective balance sheet dates. The fair values of non-current borrowings approximated to their carrying amount.

(e) 由於折現的影響不重大，因此流動借款的公允價值與其賬面價值相等。非流動借款的公允價值按照折現的現金流量，並使用於各資產負債表日與借款的條款和特點大體相同的金融工具在現行市場的利率進行估計。非流動借款的公允價值與其賬面價值相近。

CHAPTER EIGHT INTERIM FINANCIAL INFORMATION
 NOTES TO THE CONDENSED CONSOLIDATED INTERIM FINANCIAL INFORMATION (Continued)
 第八章 中期財務資料 簡明合併中期財務資料附註(續)

For the six months ended 30 June 2023 截至2023年6月30日止六個月

21. DEFERRED REVENUE

21. 遞延收益

		Unaudited 未經審核 30 June 2023 2023年 6月30日 RMB'000 人民幣千元	Audited 經審核 31 December 2022 2022年 12月31日 RMB'000 人民幣千元
Government grants related to:	相關政府補助：		
– property, plant and equipment	– 不動產、工廠及設備	243,617	230,943
		243,617	230,943

The movement of government grants during the six months ended 30 June 2023 and 2022 is set out as follows:

截至2023年及2022年6月30日止六個月期間政府補助之變動載列如下：

		Unaudited 未經審核 Six months ended 30 June 截至6月30日止六個月 30 June 2023 2023年 6月30日 RMB'000 人民幣千元	30 June 2022 2022年 6月30日 RMB'000 人民幣千元
At the beginning of the Reporting Period	報告期初	230,943	245,267
Additions	增加	17,705	–
Refunds	退回	–	(1,985)
Credit to statement of profit or loss and other comprehensive income (Note 23)	計入損益及其他全面收益表(附註23)	(5,031)	(6,448)
At the end of the Reporting Period	報告期末	243,617	236,834

CHAPTER EIGHT INTERIM FINANCIAL INFORMATION
 NOTES TO THE CONDENSED CONSOLIDATED INTERIM FINANCIAL INFORMATION (Continued)
 第八章 中期財務資料 簡明合併中期財務資料附註(續)

For the six months ended 30 June 2023 截至2023年6月30日止六個月

22. TRADE AND OTHER PAYABLE/CONTRACT LIABILITIES **22. 應付賬款及其他應付款/合同負債**

		Unaudited 未經審核 30 June 2023 2023年 6月30日 RMB'000 人民幣千元	Audited 經審核 31 December 2022 2022年 12月31日 RMB'000 人民幣千元
Trade payables to third parties	應付第三方賬款	300,748	295,842
Other payables due to:	其他應付款，應付：	276,506	172,989
– related parties (Note 31(d)(ii))	– 關聯方(附註31(d)(ii))	10,581	12,104
– local government	– 地方政府	779	840
– third parties	– 第三方	265,146	160,045
Notes payable	應付票據	19,850	20,063
Consideration payable for acquisition of subsidiaries	購買附屬公司未支付的對價	16,464	16,464
Staff salaries and welfare payables	應付職工工資和福利	42,564	42,704
Payables on acquisition of property, plant and equipment due to:	購置不動產、工廠及設備的應付款，應付：	302,365	175,322
– related parties (Note 31(d)(ii))	– 關聯方(附註31(d)(ii))	28,942	28,942
– third parties	– 第三方	273,423	146,380
Payables on acquisition of land use rights from related parties (Note 31(d)(ii))	向關聯方購買土地使用權的應付款項(附註31(d)(ii))	31,000	31,000
Interest payables	應付利息	21,622	25,442
Accrued taxes other than income tax	除所得稅外的應計稅款	16,484	26,584
Total trade and other payables	應付賬款及其他應付款總額	1,027,603	806,410
		Unaudited 未經審核 30 June 2023 2023年 6月30日 RMB'000 人民幣千元	Audited 經審核 31 December 2022 2022年 12月31日 RMB'000 人民幣千元
Contract liabilities	合同負債		
– related parties (Note 31(d)(iii))	– 關聯方(附註31(d)(iii))	3,184	3,184
– third parties	– 第三方	6,511	3,655
		9,695	6,839

CHAPTER EIGHT INTERIM FINANCIAL INFORMATION
 NOTES TO THE CONDENSED CONSOLIDATED INTERIM FINANCIAL INFORMATION (Continued)
 第八章 中期財務資料 簡明合併中期財務資料附註(續)

For the six months ended 30 June 2023 截至2023年6月30日止六個月

22. TRADE AND OTHER PAYABLE/CONTRACT LIABILITIES (continued)

- (a) All trade and other payables of the Group were non-interest bearing, and their fair values, except for the advances from customers which are not financial liabilities, approximated their carrying amounts due to their short maturities.
- (b) The Group's trade and other payables are denominated in RMB during the relevant period.
- (c) Ageing analysis of trade payables to third parties at the respective balance sheet dates is as follows:

22. 應付賬款及其他應付款/合同負債 (續)

- (a) 本集團所有應付賬款及其他應付款均免息。並且，除不屬金融負債的預收款項外，應付賬款及其他應付款系因短期內到期，其公允價值與其賬面價值相近。
- (b) 於有關期間內，本集團的應付賬款及其他應付款以人民幣為單位。
- (c) 於各資產負債表日應付第三方賬款之賬齡分析如下：

		Unaudited 未經審核 30 June 2023 2023年 6月30日 RMB'000 人民幣千元	Audited 經審核 31 December 2022 2022年 12月31日 RMB'000 人民幣千元
- Within one year	- 1年內	162,632	192,094
- Over one year and within two years	- 1年以上2年以內	41,337	4,651
- Beyond two years	- 超過2年	96,779	99,097
		300,748	295,842

CHAPTER EIGHT INTERIM FINANCIAL INFORMATION
NOTES TO THE CONDENSED CONSOLIDATED INTERIM FINANCIAL INFORMATION (Continued)
第八章 中期財務資料 簡明合併中期財務資料附註(續)

For the six months ended 30 June 2023 截至2023年6月30日止六個月

23. OTHER INCOME

23. 其他收入

		Unaudited 未經審核	
		Six months ended 30 June 截至6月30日止六個月	
		2023 2023年 <i>RMB'000</i> 人民幣千元	2022 2022年 <i>RMB'000</i> 人民幣千元
Government grants:	政府補助：	6,656	7,029
– relating to property, plant and equipment (<i>Note 21</i>)	– 與不動產、工廠和設備有關 (附註21)	5,031	6,448
– relating to tax refund	– 與稅費返還有關	1,395	203
– Others	– 其他	230	378
Interest income from cash and cash equivalents	現金及現金等價物產生的 利息收入	951	2,826
Rental income	租金收入	3,901	5,933
Others	其他	(183)	4,951
		11,325	20,739

Note:

Pursuant to Notice on Issuing the Catalogue of Preferential Value-added Tax Policies for Products Made through and Labor Services for Integrated Utilisation of Resources issued by the State Administration of Taxation, companies who sell self-produced products made with integrated utilised resources or provides labor services for integrated utilisation of resources can enjoy the policy of Value-added Tax (“VAT”) refund upon collection from 1 July 2015. The wastewater treatment business and the reclaimed water supply business of the Group fall into the catalogue and are qualified to enjoy 70% and 50% tax refund respectively.

附註：

根據國稅總局頒佈的《資源綜合利用產品和勞務增值稅優惠目錄》的通知，自2015年7月1日起，從事資源綜合利用自營產品銷售或為資源綜合利用提供勞務的企業可在繳納增值稅後享受增值稅(「增值稅」)退稅政策。本集團的污水處理業務和再生水供應業務為優惠目錄項目，分別合資格享受70%及50%的稅費退稅。

CHAPTER EIGHT INTERIM FINANCIAL INFORMATION
 NOTES TO THE CONDENSED CONSOLIDATED INTERIM FINANCIAL INFORMATION (Continued)
 第八章 中期財務資料 簡明合併中期財務資料附註(續)

For the six months ended 30 June 2023 截至2023年6月30日止六個月

24. OTHER LOSSES

24. 其他虧損

		Unaudited 未經審核	
		Six months ended 30 June 截至6月30日止六個月	
		2023 2023年 RMB'000 人民幣千元	2022 2022年 RMB'000 人民幣千元
Loss on disposal of property, plant and equipment – net	處置不動產、工廠及設備的 虧損－淨額	806	144
Others	其他	1,091	904
		1,897	1,048

25. EXPENSES BY NATURE

25. 按性質分類的費用

		Unaudited 未經審核	
		Six months ended 30 June 截至6月30日止六個月	
		2023 2023年 RMB'000 人民幣千元	2022 2022年 RMB'000 人民幣千元
Depreciation of property, plant and equipment (Note 9)	不動產、工廠及設備的折舊 (附註9)	100,639	100,426
Utilities, electricity and office expenditures	公用事業、電力及辦公室支出	63,654	79,637
Employee benefit expenses	僱員福利開支	81,061	87,709
Costs of wastewater and water supply services	污水處理和水供給服務的成本	58,230	84,899
Cost of construction services	建造服務成本	47,135	15,316
Taxes and levies	稅金及附加	12,588	16,584
Repair and maintenance costs	維修及維護成本	4,474	12,709
Commission charge	手續費	-	496
Depreciation of right-of-use assets/land use rights (Note 8)	使用權資產/土地使用權折舊 (附註8)	5,428	5,203
Subcontracting costs	分包費用	-	15,787
Professional expenses	專業服務費	6,803	15,055
Research and development expenses	研發費用	-	185
Amortisation of intangible assets (Note 11)	無形資產攤銷(附註11)	13,037	11,330
Fuels expenses	燃料費用	72,984	68,837
Miscellaneous	雜項	34,474	56,663
		500,507	570,836
Total cost of sales, selling expenses, administrative expenses and research and development expenses	銷售成本、銷售費用、 行政費用和研發費用總計	500,507	570,836

CHAPTER EIGHT INTERIM FINANCIAL INFORMATION
 NOTES TO THE CONDENSED CONSOLIDATED INTERIM FINANCIAL INFORMATION (Continued)
 第八章 中期財務資料 簡明合併中期財務資料附註(續)

For the six months ended 30 June 2023 截至2023年6月30日止六個月

26. FINANCE COSTS – NET

26. 財務成本—淨額

		Unaudited 未經審核	
		Six months ended 30 June 截至6月30日止六個月	
		2023 2023年 RMB'000 人民幣千元	2022 2022年 RMB'000 人民幣千元
Finance income:	財務收入：		
– Interest income charged to related parties (Note 31(b)(iv))	– 向關聯方收取的利息收入 (附註31(b)(iv))	19,933	22,409
Finance costs:	財務成本：		
– Interest expenses	– 利息費用	(136,098)	(135,671)
– Exchange (losses)/gains – net	– 匯兌(虧損)/收益—淨額	(22,910)	(27,036)
– Others	– 其他	(358)	(420)
		(159,366)	(163,127)
Finance costs – net	財務成本—淨額	(139,433)	(140,718)

CHAPTER EIGHT INTERIM FINANCIAL INFORMATION
 NOTES TO THE CONDENSED CONSOLIDATED INTERIM FINANCIAL INFORMATION (Continued)
 第八章 中期財務資料 簡明合併中期財務資料附註(續)

For the six months ended 30 June 2023 截至2023年6月30日止六個月

27. INCOME TAX EXPENSE

27. 所得稅費用

The amount of income tax expense charged to the consolidated statement of comprehensive income represents:

在合併綜合收益表中支銷的所得稅費用金額是指：

		Unaudited 未經審核	
		Six months ended 30 June 截至6月30日止六個月	
		2023 2023年 RMB'000 人民幣千元	2022 2022年 RMB'000 人民幣千元
Current income tax	當期所得稅費用	40,898	37,448
Deferred income tax (Note 13)	遞延所得稅費(附註13)	(6,399)	(14,066)
Income tax expenses	所得稅費用	34,499	23,382

Under the Law of the PRC on Corporate Income Tax (the "CIT Law") and implementation Regulations of the CIT Law, the tax rate of the PRC enterprises is 25% from 1 January 2008. The income tax rate of 25% is applicable to all the Group's PRC subsidiaries during the six months ended 30 June 2023 and 2022, except for certain subsidiaries that enjoy tax exemption or a preferential income tax rate as approved by the tax authorities, which was discussed as follows:

根據中華人民共和國企業所得稅法(「企業所得稅法」)及企業所得稅法實施條例，自2008年1月1日起，中國企業的稅率為25%。於截至2023年及2022年6月30日止六個月，除經稅務部門批准享受稅務減免或優惠所得稅率的部分附屬公司外，本集團在中國的所有附屬公司均適用25%的所得稅率。討論如下：

- | | |
|--|--|
| <p>(a) China's west region development policy (the "West Region Development Policy") is a preferential tax ruling issued by the State Administration of Taxation for companies whose business fall into the catalogue of encouraged industries and located in the western provinces of China. During the six months ended 30 June 2023 and 2022, the Company and certain subsidiaries qualified for the West Region Development Policy were granted the preferential income tax rate of 15%.</p> | <p>(a) 中國西部大開發政策是國稅總局對在中國西部省份開展業務的，其經營活動屬政策鼓勵類產業目錄規定產業的公司發佈的一項稅收優惠政策(「西部大開發政策」)。本公司及部分附屬公司符合中國西部大開發政策的規定，於截至2023年及2022年6月30日止六個月享受15%的優惠所得稅稅率。</p> |
| <p>(b) Certain newly upgraded wastewater treatment facilities meet the criteria provided in the catalogue for public basic infrastructure projects qualified for CIT preferential treatments and are entitled to three years' exemption from CIT followed by three years of a 50% tax reduction on relevant taxable income derived from such new projects.</p> | <p>(b) 部分新升級污水處理設施滿足合資格享受企業所得稅優惠稅率的公共基礎設施項目目錄中的標準。針對本集團從此類新項目產生的相關應稅收入，有資格享受「三免三減半」的企業所得稅稅收優惠。</p> |
| <p>(c) Certain PRC subsidiaries use the resources stipulated in the catalogue for comprehensive utilisation of resources project qualified for CIT preferential tax rates enjoyed 10% deduction of CIT.</p> | <p>(c) 部分中國附屬公司使用資源綜合利用項目目錄中規定的資源時，符合享受企業所得稅優惠稅率的資格，即該部分收入的10%無需繳納企業所得稅。</p> |

CHAPTER EIGHT INTERIM FINANCIAL INFORMATION
 NOTES TO THE CONDENSED CONSOLIDATED INTERIM FINANCIAL INFORMATION (Continued)
 第八章 中期財務資料 簡明合併中期財務資料附註(續)

For the six months ended 30 June 2023 截至2023年6月30日止六個月

28. EARNINGS PER SHARE

(a) Basic earnings per share are calculated by dividing the profit attributable to owners of the Company by the weighted average number of ordinary shares in issue during the period.

28. 每股收益

(a) 基本每股收益根據歸屬於本公司權益股東的利潤，除以期內已發行普通股的加權平均數目計算。

		Unaudited 未經審核	
		Six months ended 30 June 截至6月30日止六個月	
		2023 2023年	2022 2022年
Profit for the period attributable to equity holders of the Company (RMB'000)	歸屬於本公司權益持有人的期內利潤(人民幣千元)	165,945	182,826
Weighted average number of ordinary shares in issue (thousand)	已發行普通股的加權平均數(千計)	1,029,111	1,029,111
Basic earnings per share (RMB)	基本每股收益(人民幣元)	0.16	0.18

(b) The diluted earnings per share are the same as the basic earnings per share as there was no dilutive potential share during the six months ended 30 June 2023 and 2022.

(b) 截至2023年及2022年6月30日止六個月內不存在潛在稀釋權利股，故稀釋每股收益與基本每股收益相同。

CHAPTER EIGHT INTERIM FINANCIAL INFORMATION
 NOTES TO THE CONDENSED CONSOLIDATED INTERIM FINANCIAL INFORMATION (Continued)
 第八章 中期財務資料 簡明合併中期財務資料附註(續)

For the six months ended 30 June 2023 截至2023年6月30日止六個月

29. CASH USED IN OPERATING ACTIVITIES

29. 經營活動使用的現金

Reconciliation of profit before income tax to net cash used in operations is as follows:

除所得稅前利潤與經營活動使用現金淨額之間對賬如下：

		Unaudited 未經審核	
		Six months ended 30 June 截至6月30日止六個月	
		2023 2023年 RMB'000 人民幣千元	2022 2022年 RMB'000 人民幣千元
Profit before tax	稅前利潤	201,423	206,868
Adjustments for:	調整項目：		
– Depreciation of property, plant and equipment (Note 25)	– 不動產、工廠及設備的折舊(附註25)	100,639	100,426
– Depreciation of right-of-use assets (Note 25)	– 使用權資產折舊(附註25)	5,428	5,203
– Amortisation of intangible assets (Note 25)	– 無形資產攤銷(附註25)	13,037	11,330
– Government grants relating to purchase of property, plant and equipment (Note 23)	– 與採購不動產、工廠及設備相關的政府補助(附註23)	(5,031)	(6,448)
– Impairment loss on investment in an associate	– 聯營企業投資減值損失	55	–
– Share of results of associates (Note 12)	– 聯營公司經營成果份額(附註12)	–	363
– Gains on disposal of an associate	– 出售一間附屬公司收益	183	–
– Finance costs – net	– 財務成本–淨額	116,523	113,262
– Impairment losses on financial assets	– 金融資產減值損失	30,898	9,997
– Loss on disposal of property, plant and equipment	– 處置不動產、工廠及設備的損失	806	154
– Exchange differences	– 匯兌差額	22,910	(32,911)
		486,871	408,244

CHAPTER EIGHT INTERIM FINANCIAL INFORMATION
 NOTES TO THE CONDENSED CONSOLIDATED INTERIM FINANCIAL INFORMATION (Continued)
 第八章 中期財務資料 簡明合併中期財務資料附註(續)

For the six months ended 30 June 2023 截至2023年6月30日止六個月

29. CASH USED IN OPERATING ACTIVITIES (continued) 29. 經營活動使用的現金(續)

		Unaudited 未經審核	
		Six months ended 30 June 截至6月30日止六個月	
		2023 2023年 RMB'000 人民幣千元	2022 2022年 RMB'000 人民幣千元
Changes in working capital:	營運資金變動：		
– Increase in trade and other receivables	– 應收賬款及其他應收款 的增加	(480,924)	(312,901)
– Increase in inventories	– 存貨的增加	(6,560)	(1,701)
– Decrease in amounts due from customers for construction contracts	– 應收客戶建造合同款的 減少	19,406	36,883
– Decrease in receivables under service concession arrangements	– 特許經營權協議下的應 收款項的減少	8,203	78,243
– Decrease in deferred revenue relating to research and development activities	– 與研發活動有關的遞延 收益的減少	–	(1,985)
– Increase/(decrease) in trade and other payables	– 應付賬款及其他應付款 的增加/(減少)	247,039	(185,267)
– Increase in contract assets	– 合約資產的增加	(34,718)	–
– Increase in contract liabilities	– 合同負債的增加	2,856	2,292
Cash generated from operations	經營所得的現金	242,173	23,808

CHAPTER EIGHT INTERIM FINANCIAL INFORMATION
 NOTES TO THE CONDENSED CONSOLIDATED INTERIM FINANCIAL INFORMATION (Continued)
 第八章 中期財務資料 簡明合併中期財務資料附註(續)

For the six months ended 30 June 2023 截至2023年6月30日止六個月

30. COMMITMENTS

(i) Commitments under operating lease

The Group as lessor

The Group leases its investment properties under operating leases with an average lease term of five years. The total future minimum lease receivables under non-cancellable operating leases are as follows:

		Unaudited 未經審核 30 June 2023 2023年 6月30日 RMB'000 人民幣千元	Audited 經審核 31 December 2022 2022年 12月31日 RMB'000 人民幣千元
Within one year	1年內	9,311	12,503
One to two years	1至2年	13,321	12,677
Two to five years	2至5年	32,919	33,956
Over five years	5年以上	2,490	12,773
		58,041	71,909

30. 承諾

(i) 經營租賃承諾

本集團作為出租人

本集團根據經營租賃出租其投資物業，租期平均為五年。不可撤銷經營租賃項下的未來最低應收租金總額如下：

(ii) At the beginning of the Reporting Period, capital expenditures contracted for at each balance sheet date, but not yet incurred are as follows:

(ii) 於報告期初，於各資產負債表日已訂約但尚未產生的資本性支出如下：

		Unaudited 未經審核 30 June 2023 2023年 6月30日 RMB'000 人民幣千元	Audited 經審核 31 December 2022 2022年 12月31日 RMB'000 人民幣千元
Property, plant and equipment	不動產、工廠及設備	49,925	499,550

CHAPTER EIGHT INTERIM FINANCIAL INFORMATION
NOTES TO THE CONDENSED CONSOLIDATED INTERIM FINANCIAL INFORMATION (Continued)
第八章 中期財務資料 簡明合併中期財務資料附註(續)

For the six months ended 30 June 2023 截至2023年6月30日止六個月

30. COMMITMENTS (continued)

(iii) Concession projects and construction projects contracted at the end of the Reporting Period, but not yet incurred are as follows:

30. 承諾(續)

(iii) 於報告期末簽訂但尚未產生的特許項目及建設項目如下：

		Unaudited 未經審核 30 June 2023 2023年 6月30日 RMB'000 人民幣千元	Audited 經審核 31 December 2022 2022年 12月31日 RMB'000 人民幣千元
Concession projects and construction projects	特許項目及建設項目	1,729,799	1,760,522

31. RELATED PARTY TRANSACTIONS

Parties are considered to be related if one party has the ability, directly or indirectly, to control the other party or exercise significant influence over the other party in making financial and operation decisions. Parties are also considered to be related if they are subject to common control.

The Company is controlled by KDI which is a government-related enterprise established in the PRC by Kunming SASAC. In accordance with IAS 24 (Revised), "Related Party Disclosures", issued by the IASB, government-related entities and their subsidiaries, directly or indirectly controlled, jointly controlled or significantly influenced by the PRC government are defined as related parties of the Group. On that basis, related parties include KDI and its subsidiaries (other than the Group), entities controlled by Kunming SASAC, other entities and corporations in which the Group can exercise significant influence and key management personnel of the Company and as well as their close family members. The Group's significant transactions and balances with the PRC government and other entities controlled, jointly controlled or significantly influenced by the PRC government mainly include purchases of assets, provision of financial assets, bank deposits and bank borrowings and related trade and other receivables, trade and other payables, borrowings, term deposits with initial term of over three months, cash and cash equivalents. The Directors believe that the information of related party transactions that are meaningful to the readers of the statements has been adequately disclosed in the financial information.

The following is a summary of the significant transactions carried out between the Group and its related parties in the ordinary course of business during the six months ended 30 June 2023 and 2022, and balances arising from related party transactions as at 30 June 2023 and 31 December 2022.

31. 關聯方交易

如一方有能力直接或間接控制另一方或在作出財務及營運決策時對另一方施加重大影響，則雙方被視為有所關聯。如果雙方共同受其他方控制，也被視為關聯方。

本公司受昆明滇池投資控制，其為昆明市國資委在中國成立的一家政府關聯公司。根據國際會計準則理事會頒佈的國際會計準則第24條(經修訂)「關聯方披露」的規定，政府關聯方實體以及受中國政府直接或間接控制、聯合控制或重大影響的附屬公司被視為本集團關聯方。基於上述標準，關聯方包括昆明滇池投資及其附屬公司(本集團除外)、由昆明市國資委控制的實體、其他本集團能夠控制或施加重大影響的實體和公司以及本公司關鍵管理人員和其家族成員。本集團與中國政府、其他受中國政府控制、聯合控制或施加重大影響的實體間的重大交易及往來結餘主要包括購買資產、提供財務資助、銀行存款和借款以及相關應收賬款和其他應收款、應付賬款及其他應付款、借款、原期限為3個月以上的定期存款，以及現金及現金等價物。本公司董事認為財務資料已經充分披露了對報表閱讀者有意義的關聯方交易。

以下為截至2023年及2022年6月30日止六個月內本集團與其關聯方於一般業務過程中所進行重大交易的概要，以及於2023年6月30日及2022年12月31日關聯方交易產生的結餘。

CHAPTER EIGHT INTERIM FINANCIAL INFORMATION
 NOTES TO THE CONDENSED CONSOLIDATED INTERIM FINANCIAL INFORMATION (Continued)
 第八章 中期財務資料 簡明合併中期財務資料附註(續)

For the six months ended 30 June 2023 截至2023年6月30日止六個月

31. RELATED PARTY TRANSACTIONS (continued)

31. 關聯方交易(續)

(a) Name and relationship with related parties

(a) 名稱和與關聯方關係

Name of related party	Nature of relationship	關聯方名稱	關係性質
Kunming Dianchi Investment Co. Ltd. (昆明滇池投資有限責任公司, "KDI")	Controlling shareholder of the Company	昆明滇池投資有限公司 (「昆明滇池投資」)	本公司的控股股東
Kunming Development Investment Group Co., Ltd. (昆明發展投資集團有限公司, "Kunming DIG")	Controlled by Kunming SASAC and a minority shareholder of the Company	昆明發展投資集團有限公司 (「昆明發展」)	受昆明市國資委控制、本公司少數股東
Kunming Industrial Development and Investment Co., Ltd. (昆明產業開發投資有限責任公司, "IDI")	Controlled by Kunming SASAC and a minority shareholder of the Company	昆明產業開發投資有限責任公司 (「產業開發投資」)	受昆明市國資委控制、本公司少數股東
Kunming State-owned Assets Management and Operation Co., Ltd. (昆明市國有資產管理運營有限責任公司)	Controlled by Kunming SASAC and a minority shareholder of the Company	昆明市國有資產管理運營有限責任公司	受昆明市國資委控制、本公司少數股東
Kunming Xinzhi Investment Development Co., Ltd. (昆明新置投資發展有限公司, "Xinzhi Investment")	Controlled by Kunming SASAC and a minority shareholder of the Company	昆明新置投資發展有限公司 (「新置投資」)	受昆明市國資委控制、本公司少數股東
Kunming Xindu Investment Co., Ltd. (昆明新都投資有限公司, "Xindu Investment")	Controlled by Kunming SASAC	昆明新都投資有限公司 (「新都投資」)	受昆明市國資委控制
Kunming Bus Group Co., Ltd. (昆明公交集團有限責任公司, "Kunming Bus")	Controlled by Kunming SASAC	昆明公交集團有限責任公司 (「昆明公交」)	受昆明市國資委控制
Kunming CGE Water Supply Co., Ltd. (昆明通用水務自來水有限公司, "Kunming CGE")	Controlled by Kunming SASAC	昆明通用水務自來水有限公司 (「通用水務自來水」)	受昆明市國資委控制
Kunming Anju Group Co., Ltd. (昆明市安居集團有限公司, "Anju Group")	Controlled by Kunming SASAC	昆明市安居集團有限公司 (「安居集團」)	受昆明市國資委控制
Kunming Qingyuan Water Supply Co., Ltd. (昆明清源自來水有限責任公司, "Kunming Qingyuan")	Controlled by Kunming SASAC	昆明清源自來水有限責任公司 (「昆明清源自來水」)	受昆明市國資委控制
Kunming Agricultural Development Investment Co., Ltd. (昆明農業發展投資有限公司, "KADI")	Controlled by Kunming SASAC	昆明農業發展投資有限公司 (「昆明農業發展投資」)	受昆明市國資委控制
Kunming Municipal Urban Construction Investment & Development Co., Ltd. (昆明市城建投資開發有限責任公司, "Kunming Construction")	Controlled by Kunming SASAC	昆明市城建投資開發有限責任公司 (「昆明城投」)	受昆明市國資委控制

CHAPTER EIGHT INTERIM FINANCIAL INFORMATION
 NOTES TO THE CONDENSED CONSOLIDATED INTERIM FINANCIAL INFORMATION (Continued)
 第八章 中期財務資料 簡明合併中期財務資料附註(續)

For the six months ended 30 June 2023 截至2023年6月30日止六個月

31. RELATED PARTY TRANSACTIONS (continued)

(b) Transactions with related parties

Save as disclosed elsewhere in this report, during the six months ended 30 June 2023 and 2022, the Group had the following significant transactions with related parties:

(i) Treatment and disposal charge in relation to certain sludge generated from wastewater treatment facilities:

31. 關聯方交易(續)

(b) 與關聯方的交易

除本報告其他部分所披露者外，截至2023年及2022年6月30日止六個月，本集團與關聯方的重大交易如下：

(i) 提供污水處理廠設施產生的部分污泥的處理處置支付服務費用：

		Unaudited 未經審核	
		Six months ended 30 June 截至6月30日止六個月	
		2023 2023年 RMB'000 人民幣千元	2022 2022年 RMB'000 人民幣千元
KDI	昆明滇池投資	-	3,794

(ii) Loans granted to related parties:

(ii) 貸款予關聯方：

		Unaudited 未經審核	
		Six months ended 30 June 截至6月30日止六個月	
		2023 2023年 RMB'000 人民幣千元	2022 2022年 RMB'000 人民幣千元
Xindu Investment	新都投資	-	250,000
Kunming Construction	昆明城投	-	310,000
Anju Group	安居集團	80,000	-
		80,000	560,000

The transactions under finance arrangements between the Group and Anju Group are interest bearing at 8.5% per annum respectively and repayable within one year.

本集團與安居集團之間融資協議項下的交易分別附帶年息8.5%，並須於一年內償還。

CHAPTER EIGHT INTERIM FINANCIAL INFORMATION
 NOTES TO THE CONDENSED CONSOLIDATED INTERIM FINANCIAL INFORMATION (Continued)
 第八章 中期財務資料 簡明合併中期財務資料附註(續)

For the six months ended 30 June 2023 截至2023年6月30日止六個月

31. RELATED PARTY TRANSACTIONS (continued) 31. 關聯方交易(續)

(b) Transactions with related parties (continued)

(b) 與關聯方的交易(續)

(iii) Loans repaid from related parties:

(iii) 關聯方償還貸款：

		Unaudited 未經審核	
		Six months ended 30 June 截至6月30日止六個月	
		2023 2023年 RMB'000 人民幣千元	2022 2022年 RMB'000 人民幣千元
Kunming Bus	昆明公交	—	300,000
Xindu Investment	新都投資	—	350,000
Kunming Construction	昆明城投	130,000	—
		130,000	650,000

(iv) Interest income from related parties:

(iv) 關聯方利息收入：

		Unaudited 未經審核	
		Six months ended 30 June 截至6月30日止六個月	
		2023 2023年 RMB'000 人民幣千元	2022 2022年 RMB'000 人民幣千元
Kunming DIG	昆明發展	7,953	—
Xindu Investment	新都投資	—	11,176
Kunming Bus	昆明公交	—	3,952
KADI	昆明農業發展投資	—	5,918
Kunming Construction	昆明城投	11,699	1,363
Anju Group	安居集團	281	—
		19,933	22,409

CHAPTER EIGHT INTERIM FINANCIAL INFORMATION
NOTES TO THE CONDENSED CONSOLIDATED INTERIM FINANCIAL INFORMATION (Continued)
第八章 中期財務資料 簡明合併中期財務資料附註(續)

For the six months ended 30 June 2023 截至2023年6月30日止六個月

31. RELATED PARTY TRANSACTIONS (continued)

(b) Transactions with related parties (continued)

(v) Management services provided to related parties:

31. 關聯方交易(續)

(b) 與關聯方的交易(續)

(v) 向關聯方提供的管理服務：

		Unaudited 未經審核	
		Six months ended 30 June 截至6月30日止六個月	
		2023 2023年 RMB'000 人民幣千元	2022 2022年 RMB'000 人民幣千元
KDI	昆明滇池投資	19,065	162,485
Kunming Construction	昆明城投	-	4,258
		19,065	166,743

(vi) Commission charged by related parties:

(vi) 支付給關聯方的手續費：

		Unaudited 未經審核	
		Six months ended 30 June 截至6月30日止六個月	
		2023 2023年 RMB'000 人民幣千元	2022 2022年 RMB'000 人民幣千元
Kunming CGE	通用水務自來水	-	204
Kunming Qingyuan	昆明清源自來水	-	289
		-	493

CHAPTER EIGHT INTERIM FINANCIAL INFORMATION
 NOTES TO THE CONDENSED CONSOLIDATED INTERIM FINANCIAL INFORMATION (Continued)
 第八章 中期財務資料 簡明合併中期財務資料附註(續)

For the six months ended 30 June 2023 截至2023年6月30日止六個月

31. RELATED PARTY TRANSACTIONS (continued)

(c) Key management compensation

Key management includes Directors (executive and non-executive), supervisors and executives. The compensation paid or payable to key management for employee services is shown below:

31. 關聯方交易(續)

(c) 關鍵管理人員薪酬

關鍵管理人員包括董事(執行及非執行)、監事及行政人員。因就關鍵管理人員所提供服務向其已支付或應支付的薪酬如下：

		Unaudited 未經審核	
		Six months ended 30 June 截至6月30日止六個月	
		2023 2023年 RMB'000 人民幣千元	2022 2022年 RMB'000 人民幣千元
Salaries, wages and bonuses	工資、獎金和津貼	476	646
Contributions to pension plans	退休金計劃供款	78	169
Housing fund, medical insurance and other social insurance	住房公積金、醫療保險和其他社會保險	65	134
		619	949

(d) Balances with related parties

(i) Trade and other receivables due from related parties:

(d) 與關聯方交易的結餘

(i) 應收關聯方賬款及其他應收款：

		Unaudited 未經審核	Audited 經審核
		30 June 2023 6月30日 RMB'000 人民幣千元	31 December 2022 12月31日 RMB'000 人民幣千元
KADI	昆明農業發展投資	6,834	6,834
Kunming DIG	昆明發展	200,265	200,429
Kunming Construction	昆明城投	185,977	322,468
Anju Group	安居集團	80,204	-
KDI	昆明滇池投資	411,250	582,702
Xindu Investment	新都投資	23,471	23,471
		908,001	1,135,904

CHAPTER EIGHT INTERIM FINANCIAL INFORMATION
 NOTES TO THE CONDENSED CONSOLIDATED INTERIM FINANCIAL INFORMATION (Continued)
 第八章 中期財務資料 簡明合併中期財務資料附註(續)

For the six months ended 30 June 2023 截至2023年6月30日止六個月

31. RELATED PARTY TRANSACTIONS (continued)

(d) Balances with related parties (continued)

Other receivables are all non-trade receivables and will be settled upon demand of the Group except for Kunming Construction, Kunming DIG, Anju Group and Xindu Investment which are interesting bearing at 8.5%, 8.5%, 8.5% and 7.0% to 9.0% per annum respectively and repayable within one year.

(ii) Trade and other payables due to related parties:

Acquisition of property, plant and equipment:
Xindu Investment

購買不動產、工廠及設備：
新都投資

Acquisition of land use rights:
Xindu Investment

購買土地使用權：
新都投資

Others:
KDI

其他：
昆明滇池投資

		Unaudited 未經審核 30 June 2023 2023年 6月30日 RMB'000 人民幣千元	Audited 經審核 31 December 2022 2022年 12月31日 RMB'000 人民幣千元
		28,942	28,942
		31,000	31,000
		10,581	12,104
		70,523	72,046

Other payables are all non-trade payables and will be settled upon demand of these related parties.

31. 關聯方交易(續)

(d) 與關聯方交易的結餘(續)

其他應收款為應收賬款之外的款項，按照本集團的要求結算，惟應收昆明城投、昆明發展、安居集團及新都投資的款項(分別附帶年息8.5%、8.5%、8.5%及7.0%至9.0%並需於一年內償還)除外。

(ii) 應付關聯方賬款及其他應付款：

其他應付款均為非貿易應付賬款，並將按照該等關聯方的要求結算。

CHAPTER EIGHT INTERIM FINANCIAL INFORMATION
 NOTES TO THE CONDENSED CONSOLIDATED INTERIM FINANCIAL INFORMATION (Continued)
 第八章 中期財務資料 簡明合併中期財務資料附註(續)

For the six months ended 30 June 2023 截至2023年6月30日止六個月

31. RELATED PARTY TRANSACTIONS (continued)

(d) Balances with related parties (continued)

(iii) Contract liabilities with related parties:

31. 關聯方交易(續)

(d) 與關聯方交易的結餘(續)

(iii) 與關聯方交易的合同負債：

		Unaudited 未經審核 30 June 2023 2023年 6月30日 RMB'000 人民幣千元	Audited 經審核 31 December 2022 2022年 12月31日 RMB'000 人民幣千元
KDI	昆明滇池投資	3,184	3,184

(iv) Financial assets at amortised cost:

(iv) 以攤銷成本計量的金融資產：

		Unaudited 未經審核 30 June 2023 2023年 6月30日 RMB'000 人民幣千元	Audited 經審核 31 December 2022 2022年 12月31日 RMB'000 人民幣千元
KADI	昆明農業發展投資	210,000	240,000



DCWT 滇池水务

KUNMING DIANCHI WATER TREATMENT CO.,LTD