



**H Aidilao INTERNATIONAL HOLDING LTD.**  
**海底捞国际控股有限公司**

(Incorporated in the Cayman Islands with limited liability)  
(於開曼群島註冊成立的有限公司)

Stock Code 股份代號 : 6862




**2023** Interim Report  
中期報告

# CONTENTS

## 目錄

Definitions	釋義	2
Corporate Information	公司資料	5
Key Financial Highlights	主要財務摘要	8
2023 Interim Performance Review	2023年中期業績回顧	10
Management Discussion and Analysis	管理層討論與分析	13
Corporate Governance and Other Information	企業管治和其他資料	25
Report on Review of Condensed Consolidated Financial Statements	簡明綜合財務報表的審閱報告	39
Condensed Consolidated Statement of Profit or Loss and Other Comprehensive Income	簡明綜合損益及其他全面收益表	41
Condensed Consolidated Statement of Financial Position	簡明綜合財務狀況表	44
Condensed Consolidated Statement of Changes in Equity	簡明綜合權益變動表	46
Condensed Consolidated Statement of Cash Flows	簡明綜合現金流量表	47
Notes to the Condensed Consolidated Financial Statements	簡明綜合財務報表附註	50



## Definitions

### 釋義



“Apple Trust”	a discretionary trust set up by Mr. Zhang Yong with UBS Trustees (B.V.I.) Limited acting as trustee	「Apple Trust」	指 由張勇先生與UBS Trustees (B.V.I.) Limited (作為受託人) 設立的全權信託
“associate(s)”	has the meaning ascribed thereto under the Listing Rules	「聯繫人」	指 具有上市規則所賦予的涵義
“Audit Committee”	the audit committee of the Board	「審計委員會」	指 董事會轄下的審計委員會
“Board”	the board of Directors of the Company	「董事會」	指 本公司董事會
“BVI”	the British Virgin Islands	「英屬處女群島」	指 英屬處女群島
“Cheerful Trust”	a discretionary trust set up by Mr. Sean Shi and Ms. Hailey Lee with UBS Trustees (B.V.I.) Limited acting as trustee	「Cheerful Trust」	指 由施永宏先生及李海燕女士與UBS Trustees (B.V.I.) Limited (作為受託人) 成立的全權信託
“China”, “Mainland China” or “PRC”	the People’s Republic of China and, except where the context requires, references in this interim report to the PRC or Mainland China excluding Hong Kong, China; Macau, China; and Taiwan, China	「中國」或「中國大陸」	指 中華人民共和國，除非文義另有所指外，否則本中期報告對中國或中國大陸的提述不包括中國香港、中國澳門及中國台灣
“Company” or “Haidilao”	Haidilao International Holding Ltd., a company incorporated under the laws of the Cayman Islands with limited liability on July 14, 2015 and, except where the context otherwise requires, all of its subsidiaries	「本公司」或「海底撈」	指 海底撈国际控股有限公司，一家於2015年7月14日在開曼群島註冊成立的有限責任公司及（除非文義另有所指）其所有附屬公司
“connected person”	has the meaning ascribed to it under the Listing Rules	「關連人士」	指 具有上市規則賦予的涵義
“Corporate Governance Code”	Corporate Governance Code as set out in Appendix 14 to the Listing Rules	「企業管治守則」	指 上市規則附錄十四所載《企業管治守則》
“Director(s)”	director(s) of the Company	「董事」	指 本公司董事

## Definitions

### 釋義

“Interim Financial Statements”	the condensed consolidated financial statements of the Group for the six months ended June 30, 2023 as unaudited by Deloitte Touche Tohmatsu	「中期財務報表」	指	本集團截至2023年6月30日止六個月的簡明綜合財務報表（未經德勤•關黃陳方會計師行審核）
“Global Offering”	the Hong Kong Public Offering and the International Offering	「全球發售」	指	香港公開發售及國際發售
“Group”	the Company and its subsidiaries	「本集團」	指	本公司及其附屬公司
“HK\$” or “HK dollars”	Hong Kong dollars, the lawful currency of Hong Kong	「港元」	指	香港法定貨幣港元
“Hong Kong”	the Hong Kong Special Administrative Region of the PRC	「香港」	指	中國香港特別行政區
“IFRS 16”	International Financial Reporting Standards 16 Leases	「國際財務報告準則第16號」	指	國際財務報告準則第16號租賃
“Listing Rules”	the Rules Governing the Listing of Securities on the Stock Exchange	「上市規則」	指	聯交所證券上市規則
“Main Board”	the stock exchange (excluding the option market) operated by the Stock Exchange which is independent from and operated in parallel with the Growth Enterprise Market of the Stock Exchange. For the avoidance of doubt, the Main Board excludes the Growth Enterprise Market of the Stock Exchange	「主板」	指	由聯交所營運的證券交易所（不包括期權市場），獨立於聯交所創業板，但與其並行運作。為避免疑義，主板不包括聯交所創業板
“Model Code”	the Model Code for Securities Transactions by Directors of Listed Issuers as set out in Appendix 10 to the Listing Rules	「標準守則」	指	上市規則附錄十所載《上市發行人董事進行證券交易的標準守則》
“Prospectus”	the prospectus issued by the Company on September 12, 2018	「招股章程」	指	本公司於2018年9月12日刊發的招股章程
“Renminbi” or “RMB”	Renminbi yuan, the lawful currency of the PRC	「人民幣」	指	中國法定貨幣人民幣元

## Definitions

### 釋義



“Reporting Period”	the six months ended June 30, 2023	「報告期」	指	截至2023年6月30日止六個月
“Rose Trust”	a discretionary trust set up by Ms. Shu Ping with UBS Trustees (B.V.I.) Limited acting as trustee	「Rose Trust」	指	由舒萍女士與UBS Trustees (B.V.I.) Limited (作為受託人) 成立的全權信託
“SFO”	the Securities and Futures Ordinance, Chapter 571 of the Laws of Hong Kong, as amended, supplemented or otherwise modified from time to time	「證券及期貨條例」	指	香港法例第571章《證券及期貨條例》(經不時修訂、補充或以其他方式修改)
“Shanghai Xinpai”	Xinpai (Shanghai) Catering Management Co., Ltd. (新派(上海)餐飲管理有限公司), a limited liability company incorporated in the PRC on May 12, 2013 and a wholly-owned subsidiary of our Company	「上海新派」	指	新派(上海)餐飲管理有限公司, 一家於2013年5月12日在中國註冊成立的有限責任公司, 為本公司全資附屬公司
“Share(s)”	ordinary share(s) in the share capital of the Company with nominal value of US\$0.000005 each	「股份」	指	本公司股本中每股面值0.000005美元的普通股
“Shareholder(s)”	shareholder(s) of the Company	「股東」	指	本公司股東
“Stock Exchange”	The Stock Exchange of Hong Kong Limited	「聯交所」	指	香港聯合交易所有限公司
“subsidiary” or “subsidiaries”	has the meaning ascribed thereto under the Listing Rules	「附屬公司」	指	具有上市規則所賦予的涵義
“US\$” or “USD”	United States dollars, the lawful currency of the United States	「美元」	指	美國法定貨幣美元
“Yihai”	Yihai International Holding Ltd. (頤海國際控股有限公司), an exempted company with limited liability incorporated in the Cayman Islands on October 18, 2013 and is listed on the Main Board of the Stock Exchange (stock code: 1579), which is our connected person	「頤海」	指	頤海國際控股有限公司, 一家於2013年10月18日在開曼群島註冊成立的獲豁免有限責任公司, 於聯交所主板上市(股份代號: 1579), 為本公司關連人士
“%”	percentage	「%」	指	百分比

**DIRECTORS**

**Executive Directors**

Mr. Zhang Yong (*Chairman*)  
Ms. June Yang Lijuan  
Mr. Li Peng  
Ms. Song Qing  
Ms. Gao Jie

**Non-Executive Director**

Mr. Zhou Zhaocheng

**Independent Non-Executive Directors**

Dr. Chua Sin Bin  
Mr. Hee Theng Fong  
Mr. Qi Daqing  
Dr. Ma Weihua  
Mr. Wu Xiaoguang

**AUDIT COMMITTEE**

Mr. Qi Daqing (*Chairman*)  
Mr. Hee Theng Fong  
Dr. Chua Sin Bin

**REMUNERATION COMMITTEE**

Mr. Hee Theng Fong (*Chairman*)  
Mr. Zhang Yong  
Dr. Chua Sin Bin

**NOMINATION COMMITTEE**

Mr. Zhang Yong (*Chairman*)  
Mr. Hee Theng Fong  
Mr. Qi Daqing

**CORPORATE GOVERNANCE COMMITTEE**

Dr. Ma Weihua (*Chairman*)  
Dr. Chua Sin Bin  
Mr. Wu Xiaoguang

**董事**

**執行董事**

張勇先生 (*主席*)  
楊利娟女士  
李朋先生  
宋青女士  
高潔女士

**非執行董事**

周兆呈先生

**獨立非執行董事**

蔡新民醫生  
許廷芳先生  
齊大慶先生  
馬蔚華博士  
吳宵光先生

**審計委員會**

齊大慶先生 (*主席*)  
許廷芳先生  
蔡新民醫生

**薪酬委員會**

許廷芳先生 (*主席*)  
張勇先生  
蔡新民醫生

**提名委員會**

張勇先生 (*主席*)  
許廷芳先生  
齊大慶先生

**企業管治委員會**

馬蔚華博士 (*主席*)  
蔡新民醫生  
吳宵光先生

## Corporate Information

### 公司資料



#### COMPANY SECRETARIES

Mr. Li Peng  
Mr. Cheng Ching Kit (*appointed on May 23, 2023*)  
Ms. So Shuk Yi Betty (*resigned on May 23, 2023*)

#### AUTHORIZED REPRESENTATIVES

Mr. Li Peng  
Mr. Cheng Ching Kit (*appointed on May 23, 2023*)  
Ms. So Shuk Yi Betty (*resigned on May 23, 2023*)

#### AUDITOR

Deloitte Touche Tohmatsu

#### LEGAL ADVISER

Kirkland & Ellis  
26/F, Gloucester Tower  
The Landmark  
No. 15 Queen's Road Central  
Hong Kong

#### REGISTERED OFFICE

Cricket Square  
Hutchins Drive  
PO Box 2681  
Grand Cayman  
KY1-1111  
Cayman Islands

#### CORPORATE HEADQUARTERS

7th Floor, No. 1 Building  
No. 398 Yard, Zhongdong Road  
Dongxiaokou Town, Changping District  
Beijing, PRC

#### PRINCIPAL PLACE OF BUSINESS IN HONG KONG

40/F, Dah Sing Financial Centre  
No. 248 Queen's Road East  
Wanchai  
Hong Kong

#### 公司秘書

李朋先生  
鄭程傑先生 (*於2023年5月23日獲委任*)  
蘇淑儀女士 (*於2023年5月23日辭任*)

#### 授權代表

李朋先生  
鄭程傑先生 (*於2023年5月23日獲委任*)  
蘇淑儀女士 (*於2023年5月23日辭任*)

#### 核數師

德勤•關黃陳方會計師行

#### 法律顧問

凱易律師事務所  
香港  
皇后大道中15號  
置地廣場  
告羅士打大廈26樓

#### 註冊辦事處

Cricket Square  
Hutchins Drive  
PO Box 2681  
Grand Cayman  
KY1-1111  
Cayman Islands

#### 公司總部

中國北京  
昌平區東小口鎮  
中東路398號院  
1號樓7樓

#### 香港主要營業地點

香港  
灣仔  
皇后大道東248號  
大新金融中心40樓



## Corporate Information

### 公司資料

#### HONG KONG SHARE REGISTRAR

Computershare Hong Kong Investor Services Limited  
Shops 1712-1716  
17th Floor, Hopewell Centre  
183 Queen's Road East  
Wanchai  
Hong Kong

#### INVESTOR RELATIONS

E: [ir@haidilao.com](mailto:ir@haidilao.com)  
T: 400-690-1885

#### WEBSITE

[www.haidilao.com](http://www.haidilao.com)

#### STOCK CODE

Stock Exchange: 6862

#### 香港證券登記處

香港中央證券登記有限公司  
香港  
灣仔  
皇后大道東183號  
合和中心17樓  
1712-1716室

#### 投資者關係

電郵： [ir@haidilao.com](mailto:ir@haidilao.com)  
電話： 400-690-1885

#### 網站

[www.haidilao.com](http://www.haidilao.com)

#### 股份代號

聯交所： 6862



## Key Financial Highlights

### 主要財務摘要



## CONDENSED CONSOLIDATED STATEMENT OF PROFIT OR LOSS AND OTHER COMPREHENSIVE INCOME

## 簡明綜合損益及其他全面收益表

### From continuing operations<sup>(1)</sup>

來自持續經營業務<sup>(1)</sup>

(RMB'000)

(人民幣千元)

For the six months ended June 30,  
截至6月30日止六個月

		2023 2023年	2022 2022年
Revenue	收入	18,885,854	15,155,472
Profit before tax	稅前溢利	2,813,816	202,145
Profit for the period	期內溢利	2,258,886	72,265
Profit attributable to:	以下人士應佔溢利		
- Owners of the Company	- 本公司擁有人	2,258,052	73,272

(1) In December 2022, Super Hi International Holding Ltd. (“**Super Hi**”) was spun-off and listed separately on the Main Board of the Stock Exchange of Hong Kong Limited (the “**Spin-off**”) by way of introduction through a distribution in specie to the Company’s shareholders. Super Hi and its subsidiaries (the “**Super Hi Group**”) are principally engaged in the operation of restaurant business outside mainland China, Hong Kong, Macau, and Taiwan regions. Upon completion of the Spin-off, the business of Super Hi and its subsidiaries was classified as discontinued operations of the Group, while the remaining business of the Group was classified as continuing operations of the Group. For the six months ended June 30, 2022, the total revenue of the Group (including the continuing operations of the Group and discontinued operations, namely the business of the Super Hi Group) was RMB16,764.1 million, and the net loss of the Group (including continuing operations of the Group and discontinued operations, namely the business of the Super Hi Group) was RMB267.3 million.

(1) 2022年12月，特海國際控股有限公司（「特海」）通過向本公司股東作出實物分派以介紹方式進行分拆並於香港聯合交易所有限公司主板獨立上市（「分拆」）。特海及其附屬公司（「特海集團」）主要在中國大陸、港澳台地區以外的市場經營餐廳業務。分拆完成後，特海及其附屬公司的業務歸類為本集團的已終止經營業務，而餘下本集團的業務歸類為本集團的持續經營業務。截至2022年6月30日止六個月，本集團（包括本集團的持續經營業務及已終止經營業務，即特海集團的業務）的總收入為人民幣16,764.1百萬元，錄得淨虧損（包括本集團的持續經營業務及已終止經營業務，即特海集團的業務）人民幣267.3百萬元。

## Key Financial Highlights

### 主要財務摘要

#### CONDENSED CONSOLIDATED STATEMENT OF FINANCIAL POSITION

(RMB'000)

#### 簡明綜合財務狀況表

(人民幣千元)

		As of 截至	
		June 30, 2023 2023年6月30日	December 31, 2022 2022年12月31日
Non-current assets	非流動資產	9,961,033	10,932,565
Current assets	流動資產	13,162,266	10,506,590
<b>Total assets</b>	<b>資產總額</b>	<b>23,123,299</b>	21,439,155
Equity attributable to owners of the Company	本公司擁有人應佔權益	9,300,716	7,443,187
<b>Total equity</b>	<b>權益總額</b>	<b>9,314,770</b>	7,456,092
Non-current liabilities	非流動負債	6,229,876	6,750,973
Current liabilities	流動負債	7,578,653	7,232,090
<b>Total liabilities</b>	<b>負債總額</b>	<b>13,808,529</b>	13,983,063
<b>Total equity and liabilities</b>	<b>權益及負債總額</b>	<b>23,123,299</b>	21,439,155

## 2023 Interim Performance Review

### 2023年中期業績回顧



In the first half of 2023, the overall consumer market in China demonstrated signals of recovery and the consumers' willingness to dine in the restaurants had significantly increased. We have focused on the core management philosophy of the Group, namely "aligned interests and disciplined management". As a result, the operation results of our restaurants had been significantly improved and enhanced. For the six months ended June 30, 2023, the Group recorded revenue from continuing operations of RMB18,885.9 million, representing an increase of 24.6% as compared to RMB15,155.5 million for the same period of 2022. The Group recorded a net profit of RMB2,258.9 million for the six months ended June 30, 2023, representing a significant increase as compared to the same period in 2022.


In the same period, Haidilao restaurants witnessed a significant recovery in customer flow, having served a total of 174.6 million customers. The table turnover rate of Haidilao restaurants was 3.3 times per day, and the same store<sup>(2)</sup> table turnover rate was 3.5 times per day. While maintaining a strategy of opening a limited number of high-quality restaurants, we had opened five new Haidilao restaurants, reopened 24 Haidilao restaurants that were previously suspended and closed 18 under-performing restaurants in the first half of 2023. As of June 30, 2023, we operated a total of 1,382 Haidilao restaurants, among which 1,360 were located in mainland China and 22 in Hong Kong, Macau and Taiwan regions.

2023年上半年，中國總體消費市場呈現恢復態勢，消費者店內就餐意願明顯增強。今年我們繼續聚焦本集團的核心理念——「連住利益，鎖住管理」，餐廳運營狀況得到顯著改善和提升。截至2023年6月30日止六個月，本集團持續經營業務取得營業收入18,885.9百萬元，較去年同期持續經營業務收入15,155.5百萬元增長24.6%；截至2023年6月30日止六個月，本集團取得淨利潤2,258.9百萬元，同比大幅增長。

同期海底撈餐廳客流量恢復顯著，累計接待174.6百萬人次顧客，整體海底撈餐廳翻檯率為3.3次／天，同店<sup>(2)</sup>翻檯率3.5次／天。我們保持精而少的開店節奏，2023年上半年新開5家海底撈餐廳，24家前期關停餐廳恢復營業，關閉了18家經營表現欠佳的餐廳。截至2023年6月30日，我們共經營1,382家海底撈餐廳，其中1,360家位於中國大陸地區，22家位於港澳台地區。

(2) Includes restaurants that had commenced operations prior to the beginning of the periods under comparison and opened for more than 150 days in both the six-month periods ended June 30, 2022 and 2023.

(2) 包括比較期間開始前已開始運營且於截至2022年及2023年6月30日止六個月期間營業超過150天的餐廳。



Haidilao has been continuously pursuing “customer satisfaction” as one of its primary missions. We continued to optimize the organizational structure and implement refined management in our restaurants. In the first half of 2023, we optimized and adjusted our regional management and coach system. Currently, all existing Haidilao restaurants are concurrently under a smaller management radius based on region, with 19 regional coaches responsible for each respective region. In terms of the refined management of restaurants, we continued to optimize Haidilao’s “four-color card” appraisal system, which focuses on four basic aspects: on-site service, product presentation, environmental hygiene and food safety, ensuring that our restaurants’ daily operation and management are effectively traced and implemented. In terms of restaurant ratings, we increased the proportion of customer reviews, optimized the “Mystery Guest” plan, and mobilized customers to monitor our restaurants more accurately. In terms of service, we adhered to the principle of “kindness”, provided appropriate service to customers, encouraged our employees to put themselves in the shoes of customers and understand their preferences. Sample cases of excellent service within store were regularly summarized and shared among restaurants. Through these management adjustments, we ultimately achieved systematic management, process-oriented operation, data-based assessment and follow-up supervision. In the first half of this year, some of our restaurants provided services such as brief resting area and free shuttle buses after concerts for customers in need; our front-line staff in different areas successfully rescued a number of customers using the Heimlich Maneuver. All these actions received widespread praise from the public.


In terms of our products, we are dedicated to building stronger product capabilities. Deliciousness, safety and affordability are always key factors in attracting consumers to a restaurant. Therefore, we continued to focus on menu innovation and upgrades. In the first half of 2023, we held several rounds of new product tastings, inviting enthusiastic customers to participate. Prior to being finally presented to consumers, each new product underwent market and taste research, strict scrutiny of its origin and supply chain, plating and production standards, pricing standard research and discussion, customer taste evaluation, and other procedures. In the first half of 2023, we launched nine spring and summer limited products nationwide, and 143 regional featured new products. Among them, nationwide-launched products such as “Lingnan Yellow-feathered Chicken and Pork Tripe Soup Base”, “Rattan Pepper Spiced Beef Threads” and “Summer Matcha Coconut Milk” have received encouraging click-through rates since their launch. In addition, our regional coaches proposed and launched products with regional characteristics based on the tastes of local customers, such as Tanghulu and Sugar Figure in Beijing, crayfish fried rice in Suzhou, and hotpot oysters in Guangdong, which have all been welcomed by local customers.

「顧客滿意」一直是海底撈最重要的管理使命之一。我們繼續優化組織架構和精細化管理門店，2023年上半年我們優化調整了區域管理和教練制，現有的海底撈所有門店按照地域劃小管理半徑，由19位區域教練分別負責。餐廳精細化管理方面，我們持續優化海底撈「四色卡」打卡制度，圍繞現場服務、產品出品、環境衛生和食品安全四個基本方面展開工作，確保餐廳日常經營管理可追蹤、可落地。門店評級方面，我們加大了顧客評價在門店級別評定中的佔比，優化「神秘嘉賓」計劃，動員顧客對門店進行更準確的監督。對於服務方式方法，我們一貫倡導「與人為善」及給顧客恰如其分的服務，號召員工從顧客的角度換位思考，主動發掘顧客的喜好。公司內部定期匯總優秀服務案例，並在門店之間進行分享。通過這些管理方面的調整，最終實現制度化、流程化、數據化考核，跟蹤式監督。今年上半年，部分門店為需要幫助的顧客提供短暫的休息調整、提供演唱會散場後免費巴士等服務舉措；多地一線員工使用海姆立克急救法成功幫助了多名顧客。這些舉動得到了大眾廣泛好評。

產品方面，我們希望打造更強的產品力，好吃、安全與實惠始終是一家餐廳吸引消費者的關鍵，因此我們繼續致力於菜品創新與升級。2023年上半年，我們舉行了多輪新品品鑒會，邀請熱心顧客參與試吃。每一款新品都經歷了市場及口味調查、嚴格的產地與供應鏈審核、擺盤及產品出品標準設計、定價標準調研討論、顧客口味實測等環節，最終這些產品才呈現到消費者面前。2023年上半年，我們在全國範圍內上架9款春夏新品，區域上架143款特色新品，其中全國上架的「嶺南黃豬肚雞鍋底」、「藤椒味千絲牛肉」、「夏日抹茶生椰」等產品上架以來點擊率令人鼓舞。同時區域教練結合當地顧客口味，提報並上架的區域特色產品，如北京地區的糖葫蘆和糖人、蘇州地區的小龍蝦炒飯、廣東地區的火鍋生蠔等產品均受到當地顧客的喜愛。

## 2023 Interim Performance Review

### 2023年中期業績回顧



In terms of brand marketing, in the first half of 2023, we conducted a series of themed events in coordination with some important occasions, such as Haidilao 320 Birthday Month in March, the launch of new dishes for spring and summer in May, Children's Day in June, etc. We continued to improve the frequency of customer's perception of Haidilao by updating the promotions and decorations of Haidilao restaurants. In addition, we also published advertisements on various social media platforms and promote them through live-streaming, short videos and other popular ways of publicity.

In terms of membership, with the development of personalized services, we attached greater attention to private domain users, the total number of which has exceeded 10 million to date. Through our maintenance of these customers, we were able to push promotional content and discount information in a more accurate and efficient way, thus effectively improving the repurchase rate of customers. We also increased investments in digital application to improve management efficiency and transparency. Leveraging on the Hi Hi System (嗨嗨系統), a digital management system independently developed by the Group, managements at all levels can keep abreast of the key indicators of a restaurant at any time. In addition, we continued to optimize our management dashboard based on the adjustment to standards of performance appraisal, so as to enhance the precision in data collection. Currently, the Hi Hi System (嗨嗨系統) has been updated to version 3.0, which is able to effectively help restaurants improve the response capability in a "quick and accurate" manner.

In terms of costs, we continued to implement effective control measures to enhance the profitability of our restaurants while ensuring service quality and employee benefits. In terms of labor cost, we continued to optimize the staff structure of each restaurant, adopted flexible employment mode, and encouraged our restaurants to devise flexible working arrangement for our employees based on customer flow. We constantly expanded the application scenarios of intelligent systems and equipment to enhance the operation efficiency of restaurants.

品牌營銷方面，2023年上半年我們配合一些重要時點進行主題活動，3月的海底撈320生日月、5月的春夏新品上新、6月的兒童節等。我們不斷提高顧客感知海底撈的頻次，除了更新門店的宣傳和布置，我們也在多個社交媒體平台發佈宣傳信息，且以直播、短視頻等當下流行的宣傳方式進行推廣。

會員方面，配合個性化服務的開展，我們加大對私域用戶的重視，目前為止其數量已累計突破千萬量級。通過對這些客戶的維護，我們能夠更加精準高效地推送宣傳內容及優惠信息，有效提高顧客複購率。同時我們加大了數字化投入，提高管理效率及透明度，利用集團自研的數據管理系統（嗨嗨系統），各級管理層能夠隨時了解餐廳各項重要指標。並且我們根據績效考核標準的調整，不斷優化管理儀表盤，提高數據收集的精準度，目前嗨嗨系統已經迭代到3.0版本，有效幫助門店提高「快速準確」響應能力。

成本方面，我們繼續執行有效的管控措施，在保證服務質量和員工權益的基礎上持續精進成本，達到增強門店盈利能力的目的。在人工成本方面，我們持續優化單店人員結構，採用靈活用工模式，鼓勵門店按客流量靈活安排員工到崗。我們不斷擴大智能化系統和設備的應用場景，提高門店運營效率。

Following the completion of the Spin-off, Super Hi was no longer a subsidiary of the Group and the financial results under this section does not include those of the Super Hi Group. The financial results of the Group for the six months ended June 30, 2022 have also been restated for the purpose of comparison.

#### REVENUE

The revenue of our Group increased by 24.6% from RMB15,155.5 million for the six months ended June 30, 2022 to RMB18,885.9 million for the corresponding period in 2023.

#### REVENUE BY SEGMENT

We generate substantially all of our revenue from (i) our restaurant operation, (ii) our delivery business, and (iii) sales of condiment products and food ingredients. The following table sets forth the components of our revenue for the periods indicated:

特海完成分拆後不再為本集團的附屬公司，故本節所載財務業績不包括特海集團的業績。本集團截至2022年6月30日止六個月的財務業績亦已經重述以進行對比。

#### 收入

本集團收入從截至2022年6月30日止六個月的人民幣15,155.5百萬元增加24.6%至2023年同期的人民幣18,885.9百萬元。

#### 根據分部劃分的收入


我們的絕大部分收入來自(i)餐廳經營；(ii)外賣業務及(iii)調味品及食材銷售。下表載列收入於所示期間的組成部分：

For the six months ended June 30,  
截至6月30日止六個月

		2023 2023年 (RMB'000 except percentages) (人民幣千元， 百分比除外)		2022 2022年 (RMB'000 except percentages) (人民幣千元， 百分比除外) (restated) (經重述)	
Haidilao restaurant operation	海底撈餐廳經營	17,935,372	95.0%	14,305,664	94.4%
Delivery business	外賣業務	471,351	2.5%	448,185	3.0%
Sales of condiment products and food ingredients	調味品及食材銷售	370,229	2.0%	321,631	2.1%
Other restaurant operation	其他餐廳經營	104,636	0.5%	67,782	0.4%
Others	其他	4,266	0.0%	12,210	0.1%
<b>Total revenue</b>	<b>總收入</b>	<b>18,885,854</b>	<b>100%</b>	<b>15,155,472</b>	<b>100%</b>

## Management Discussion and Analysis

### 管理層討論與分析



The revenue of our Group is mainly generated from Haidilao restaurant operation, which accounted for 95.0% of our total revenue for the six months ended June 30, 2023. The revenue of Haidilao restaurant operation increased by 25.4% from RMB14,305.7 million for the six months ended June 30, 2022 to RMB17,935.4 million for the corresponding period in 2023, mainly due to (i) the increase in customer flow and the improved operating performance of Haidilao restaurants as a result of the lifting of the COVID-19 pandemic control measures; and (ii) the increase in the number of restaurants as compared to the same period in 2022 following the re-opening of certain previously suspended restaurants under the “Hard Bone” plan. Haidilao restaurants’ average table turnover rate for the six months ended June 30, 2023 was 3.3 times per day. The average spending per guest decreased from RMB105.0 for the six months ended June 30, 2022 to RMB102.9 for the corresponding period in 2023.

Revenue of delivery business slightly increased by 5.2% from RMB448.2 million for the six months ended June 30, 2022 to RMB471.4 million for the corresponding period in 2023, mainly due to the increase in the number of restaurants that provided delivery services.

本集團的收入主要來自經營海底撈餐廳，佔我們截至2023年6月30日止六個月總收入的95.0%。海底撈餐廳的經營收入從截至2022年6月30日止六個月的人民幣14,305.7百萬元增加了25.4%至2023年同期的人民幣17,935.4百萬元，主要由於(i)隨著針對新冠疫情的管控措施取消，海底撈餐廳客流量增加，經營好轉；及(ii)「硬骨頭」計劃下部分先前關停門店重開後，餐廳數目同比增加。海底撈餐廳截至2023年6月30日止六個月的平均翻檯率為3.3次／天；顧客人均消費從截至2022年6月30日止六個月的人民幣105.0元減少至2023年同期的人民幣102.9元。

外賣業務收入從截至2022年6月30日止六個月的人民幣448.2百萬元略增至2023年同期的人民幣471.4百萬元，增加了5.2%，主要由於提供外賣配送服務的門店數量增加。

## Management Discussion and Analysis

### 管理層討論與分析

The following table sets forth certain key performance indicators of our Haidilao restaurants for the periods indicated.

下表載列於所示期間我們海底撈餐廳的若干關鍵表現指標。

		For the six months ended June 30, 截至6月30日止六個月	
		2023 2023年	2022 2022年
<b>Average spending per guest<sup>(1)</sup> (RMB)</b>	<b>顧客人均消費<sup>(1)</sup> (人民幣元)</b>		
Tier 1 cities <sup>(2)</sup>	一線城市 <sup>(2)</sup>	<b>110.3</b>	117.4
Tier 2 cities <sup>(3)</sup>	二線城市 <sup>(3)</sup>	<b>101.8</b>	104.3
Tier 3 cities and below <sup>(4)</sup>	三線及以下城市 <sup>(4)</sup>	<b>96.1</b>	97.8
<i>Mainland China restaurants</i>	<i>中國大陸餐廳</i>	<b>100.9</b>	103.5
Hong Kong, Macau and Taiwan regions	港澳台地區	<b>205.5</b>	194.6
<b>Overall</b>	<b>整體</b>	<b>102.9</b>	105.0
<b>Table turnover rate<sup>(5)</sup> (times/day)</b>	<b>翻檯率<sup>(5)</sup> (次/天)</b>		
Tier 1 cities <sup>(2)</sup>	一線城市 <sup>(2)</sup>	<b>3.4</b>	3.0
Tier 2 cities <sup>(3)</sup>	二線城市 <sup>(3)</sup>	<b>3.5</b>	3.0
Tier 3 cities and below <sup>(4)</sup>	三線及以下城市 <sup>(4)</sup>	<b>3.2</b>	2.8
<i>Mainland China restaurants</i>	<i>中國大陸餐廳</i>	<b>3.3</b>	2.9
Hong Kong, Macau and Taiwan regions	港澳台地區	<b>4.1</b>	3.1
<b>Overall</b>	<b>整體</b>	<b>3.3</b>	2.9
Newly-opened restaurants <sup>(6)</sup>	新開餐廳 <sup>(6)</sup>	<b>2.9</b>	2.2
Other restaurants	其他餐廳	<b>3.3</b>	2.9
<b>Overall</b>	<b>整體</b>	<b>3.3</b>	2.9

#### Notes:

- (1) Calculated by dividing gross revenue generated from restaurant operation for the period by total guests served for the period.
- (2) Beijing, Shanghai, Guangzhou and Shenzhen.
- (3) All municipalities and provincial capitals excluding tier 1 cities, plus Qingdao, Xiamen, Ningbo, Dalian, Zhuhai, Suzhou and Wuxi.
- (4) All the cities and regions excluding tier 1 cities and tier 2 cities.
- (5) Calculated by dividing the total tables served for the period by the product of total operation days for the period and average table count during the period. The average table count included the table count in the areas that were not opened due to the pandemic prevention and control during the Reporting Period.
- (6) We define our newly-opened restaurants as those that commenced operations during the Reporting Period.

#### 附註：

- (1) 按期內餐廳經營所得總收入除以期內服務顧客總數計算。
- (2) 北京、上海、廣州和深圳。
- (3) 除一線城市外，所有直轄市和省會城市，外加青島、廈門、寧波、大連、珠海、蘇州和無錫。
- (4) 所有除去一、二線外的城市及地區。
- (5) 按期內服務總桌數除以期內營業總天數及平均餐桌數計算。平均餐桌數包括報告期內因疫情防控需要而未開放區域的餐桌數。
- (6) 我們對新開餐廳的定義為，於報告期內開始運營的餐廳。



## Management Discussion and Analysis

### 管理層討論與分析



The following table sets forth details of our same store sales of Haidilao restaurants for the periods indicated.

下表載列於所示期間我們的海底撈餐廳同店銷售詳情。

		<b>For the six months ended June 30,</b> 截至6月30日止六個月	
		<b>2023</b> 2023年	2022 2022年
<b>Number of same stores<sup>(1)</sup></b>	<b>同店數量<sup>(1)</sup></b>		
Tier 1 cities	一線城市	<b>79</b>	
Tier 2 cities	二線城市	<b>355</b>	
Tier 3 cities and below	三線及以下城市	<b>425</b>	
Hong Kong, Macau and Taiwan regions	港澳台地區	<b>20</b>	
<b>Overall</b>	<b>整體</b>	<b>879</b>	
<b>Same store sales<sup>(2)</sup> (in thousands of RMB)</b>	<b>同店銷售<sup>(2)</sup> (人民幣千元)</b>		
Tier 1 cities	一線城市	<b>1,175,880</b>	1,011,979
Tier 2 cities	二線城市	<b>4,968,990</b>	4,307,002
Tier 3 cities and below	三線及以下城市	<b>5,540,667</b>	4,857,570
Hong Kong, Macau and Taiwan regions	港澳台地區	<b>601,153</b>	414,740
<b>Overall</b>	<b>整體</b>	<b>12,286,690</b>	10,591,291
<b>Average same store sales per day<sup>(3)</sup> (in thousands of RMB)</b>	<b>同店平均日銷售額<sup>(3)</sup> (人民幣千元)</b>		
Tier 1 cities	一線城市	<b>82.6</b>	75.4
Tier 2 cities	二線城市	<b>77.8</b>	69.4
Tier 3 cities and below	三線及以下城市	<b>72.4</b>	65.8
Hong Kong, Macau and Taiwan regions	港澳台地區	<b>167.6</b>	116.0
<b>Overall</b>	<b>整體</b>	<b>77.7</b>	69.2
<b>Average same store table turnover rate<sup>(4)</sup> (times/day)</b>	<b>同店平均翻檯率<sup>(4)</sup> (次/天)</b>		
Tier 1 cities	一線城市	<b>3.6</b>	3.1
Tier 2 cities	二線城市	<b>3.5</b>	3.0
Tier 3 cities and below	三線及以下城市	<b>3.3</b>	2.9
Hong Kong, Macau and Taiwan regions	港澳台地區	<b>4.1</b>	3.2
<b>Overall</b>	<b>整體</b>	<b>3.5</b>	2.9

*Notes:*

- (1) Includes restaurants that had commenced operations prior to the beginning of the periods under comparison and opened for more than 150 days in both the six-month periods ended June 30, 2022 and 2023.
- (2) The gross revenue from restaurant operation at our same stores for the period indicated.
- (3) Calculated by dividing the gross revenue from restaurant operation at our same stores for the period by the total operation days at our same stores for the period.
- (4) Calculated by dividing the total tables served at our same stores for the period by the total operation days for the period and average table count during the period. The average table count included the table count in the areas that were not open due to the COVID-19 pandemic prevention and control.

*附註：*

- (1) 包括比較期間開始前已開始運營且於截至2022年及2023年6月30日止六個月期間營業超過150天的餐廳。
- (2) 於所示期間我們同店餐廳業務的收入總額。
- (3) 按期間同店餐廳業務的總收入除以期間同店總營業天數計算。
- (4) 按期間同店服務總桌數除以期間總營業天數及平均餐桌數計算。平均餐桌數包括報告期內因疫情防控需要而未開放區域的餐桌數。

## Management Discussion and Analysis

### 管理層討論與分析



### REVENUE FROM HAIDILAO RESTAURANT OPERATION BY GEOGRAPHIC REGION

As of the date of this interim report, our business was conducted in mainland China, Hong Kong, Macau and Taiwan regions. The following table sets forth our breakdown of gross revenue from Haidilao restaurant operation by location for the periods indicated:

### 根據地理區域劃分的海底撈餐廳經營收入

於本中期報告日期，我們的業務於中國大陸、港澳台地區開展。下表載列於所示期間根據區域劃分的海底撈餐廳經營總收入明細：

		For the six months ended June 30, 截至6月30日止六個月					
		2023 2023年			2022 2022年		
		Number of restaurants 餐廳數量	Gross Revenue/ Revenue 總收入/ 收入 (RMB'000) (人民幣千元)		Number of restaurants 餐廳數量	Gross Revenue/ Revenue 總收入/ 收入 (RMB'000) (人民幣千元)	
Mainland China	中國大陸						
Tier 1 cities	一線城市	233	3,275,220	18.2%	238	2,439,973	17.0%
Tier 2 cities	二線城市	542	7,160,401	39.9%	521	5,728,793	40.0%
Tier 3 cities and below	三線及以下城市	585	6,863,174	38.2%	551	5,736,175	40.0%
Subtotal	小計	1,360	17,298,795	96.3%	1,310	13,904,941	97.0%
Hong Kong, Macau and Taiwan regions	港澳台地區	22	659,409	3.7%	22	429,203	3.0%
<b>Total restaurants/gross revenue generated from restaurant operation</b>	<b>餐廳總數/餐廳經營所得總收入</b>	<b>1,382</b>	<b>17,958,204</b>	<b>100.0%</b>	<b>1,332</b>	<b>14,334,144</b>	<b>100.0%</b>
Net of: Customer loyalty program	扣除：會員積分計劃		(22,832)			(28,480)	
<b>Total restaurants/revenue generated from restaurant operation</b>	<b>餐廳總數/餐廳經營收入</b>	<b>1,382</b>	<b>17,935,372</b>		<b>1,332</b>	<b>14,305,664</b>	

### RAW MATERIALS AND CONSUMABLES USED

Our raw materials and consumables used increased by 18.7% from RMB6,476.4 million for the six months ended June 30, 2022 to RMB7,685.0 million for the corresponding period in 2023. As a percentage of revenue, our raw materials and consumables used decreased from 42.7% for the six months ended June 30, 2022 to 40.7% for the corresponding period in 2023, primarily due to a decrease in the price and consumption per table of raw materials and consumables of the Company following the lifting of COVID-19 pandemic control measures.

### 原材料及易耗品成本

原材料及易耗品成本從截至2022年6月30日止六個月的人民幣6,476.4百萬元增加至2023年同期的人民幣7,685.0百萬元，增加了18.7%。就所佔收入百分比，原材料及易耗品成本從截至2022年6月30日的42.7%降至2023年同期的40.7%，主要由於疫情管控措施取消後，公司原材料及易耗品價格和單桌消耗降低。

#### STAFF COSTS

Our staff costs increased by 8.6% from RMB5,311.2 million for the six months ended June 30, 2022 to RMB5,769.3 million for the corresponding period in 2023, primarily due to an increase in the number of staff as a result of the improvement of operation results following the lifting of COVID-19 pandemic control measures. As a percentage of revenue, our staff costs decreased from 35.0% for the six months ended June 30, 2022 to 30.5% for the corresponding period in 2023, primarily due to an increase in table turnover rate and improved human resource efficiency.

#### RENTALS AND RELATED EXPENSES

Our rentals and related expenses increased by 18.4% from RMB169.2 million for the six months ended June 30, 2022 to RMB200.4 million for the corresponding period in 2023, primarily due to the increase in the variable lease payments as a result of growth of revenue and the decrease of COVID-19-related rentals and property management concessions. As a percentage of revenue, rentals and related expenses remained relatively stable at 1.1% for each of the six months ended June 30, 2022 and 2023.

#### UTILITIES EXPENSES

Our utilities expenses increased by 20.5% from RMB502.4 million for the six months ended June 30, 2022 to RMB605.4 million for the corresponding period in 2023, primarily due to the increase in table turnover rate and the enhanced restaurants operation results as a result of the lifting of COVID-19 pandemic control measures. As a percentage of revenue, the utilities expenses remained relatively stable at 3.3% and 3.2% for the six months ended June 30, 2022 and 2023, respectively.

#### TRAVELLING AND COMMUNICATION EXPENSES

Our travelling and communication expenses decreased by 2.5% from RMB80.7 million for the six months ended June 30, 2022 to RMB78.7 million for the corresponding period in 2023. As a percentage of revenue, our travelling and communication expenses remained relatively stable at 0.5% and 0.4% for the six months ended June 30, 2022 and June 30, 2023, respectively.

#### 員工成本

員工成本從截至2022年6月30日止六個月的人民幣5,311.2百萬元增加至2023年同期的人民幣5,769.3百萬元，增加了8.6%，主要由於新冠疫情的管控措施取消，經營好轉，僱員人數增長。就所佔收入百分比，我們的員工成本從截至2022年6月30日的35.0%降至2023年同期的30.5%，主要由於公司翻檯率提升，人效提高。

#### 租金及相關支出

租金及相關支出從截至2022年6月30日止六個月的人民幣169.2百萬元增加至2023年同期的人民幣200.4百萬元，增加了18.4%，主要由於可變租賃付款額隨收入增長而增加及疫情相關租金及物業管理費減免減少。就所佔收入百分比，租金及相關開支維持相對穩定，截至2022年及2023年6月30日止六個月均為1.1%。

#### 水電開支

水電開支從截至2022年6月30日止六個月的人民幣502.4百萬元增加至2023年同期的人民幣605.4百萬元，增加了20.5%，主要由於新冠疫情的管控措施取消，經營好轉，翻檯率提升。就所佔收入百分比，水電開支保持相對穩定，截至2022年及2023年6月30日止六個月分別為3.3%和3.2%。

#### 差旅及通訊開支

差旅及通訊開支從截至2022年6月30日止六個月的人民幣80.7百萬元減少至2023年同期的人民幣78.7百萬元，減少了2.5%。就所佔收入百分比，差旅及通訊開支保持相對穩定，截至2022年及2023年6月30日止六個月分別為0.5%和0.4%。

## Management Discussion and Analysis

### 管理層討論與分析



#### DEPRECIATION AND AMORTIZATION

Our depreciation and amortization decreased by 11.2% from RMB1,696.6 million for the six months ended June 30, 2022 to RMB1,506.4 million for the corresponding period in 2023, primarily because depreciation and amortization for the property, plant and equipment of certain restaurants had already been fully charged previously. As a percentage of revenue, depreciation and amortization decreased from 11.2% for the six months ended June 30, 2022 to 8.0% for the corresponding period in 2023, primarily due to the increase in revenue and the decrease in depreciation and amortization during the Reporting Period.

#### OTHER EXPENSES

Our other expenses increased by 6.5% from RMB641.9 million for the six months ended June 30, 2022 to RMB683.6 million for the corresponding period in 2023, primarily due to (i) a RMB27.0 million increase in business development expenses; (ii) a RMB19.3 million increase in storage expenses; and (iii) a RMB18.6 million increase in daily maintenance expenses. As a percentage of revenue, our other expenses decreased from 4.2% for the six months ended June 30, 2022 to 3.6% for the corresponding period in 2023, primarily due to the increase in revenue during the Reporting Period.

#### SHARE OF RESULTS OF ASSOCIATES AND A JOINT VENTURE

Our share of results in relation to (i) our associate Fuhai (Shanghai) Food Technology Co., Ltd. (馥海(上海)食品科技有限公司), (“Fuhai”), in which we held a 40% equity interest; (ii) our joint venture Ying Hai Holdings Pte. Ltd., in which we held a 51% equity interest; and (iii) other associates invested by Beijing Youdingyou Catering Co., Ltd. (北京優鼎優餐飲管理有限公司), decreased from RMB26.6 million for the six months ended June 30, 2022 to RMB15.6 million for the corresponding period in 2023.

#### OTHER GAINS AND LOSSES

Our other gains and losses was RMB227.2 million of gains for the six months ended June 30, 2023 as compared to losses of RMB68.9 million for the corresponding period in 2022, primarily due to (i) a decrease of RMB220.8 million in the one-off loss arising out of disposal of property, plant and equipment and other intangible asset and termination of leases, and impairment loss, etc.; and (ii) an increase of RMB60.7 million in the net foreign exchange gain.

#### 折舊及攤銷

折舊及攤銷從截至2022年6月30日止六個月的人民幣1,696.6百萬元減少至2023年同期的人民幣1,506.4百萬元，減少了11.2%，主要因為部分門店物業、廠房及設備此前已提足折舊及攤銷。就所佔收入百分比，折舊及攤銷從截至2022年6月30日止六個月的11.2%降至2023年同期的8.0%，主要由於報告期內收入增加及折舊攤銷費用減少。

#### 其他開支

其他開支從截至2022年6月30日止六個月的人民幣641.9百萬元增加至2023年同期的人民幣683.6百萬元，增加了6.5%，主要由於(i)業務發展開支增加了人民幣27.0百萬元；(ii)倉儲開支增加了人民幣19.3百萬元；及(iii)日常維護開支增加了人民幣18.6百萬元。就所佔收入百分比，其他開支從截至2022年6月30日止六個月的4.2%降至2023年同期的3.6%，主要由於報告期內收入增加。

#### 應佔聯營公司及合營企業業績

我們的業績涉及(i)聯營公司馥海(上海)食品科技有限公司(「馥海」)，我們持有40%的股東權益；(ii)合營企業Ying Hai Holdings Pte. Ltd.，我們持有51%股東權益；及(iii)北京優鼎優餐飲管理有限公司所投資的其他聯營公司，從截至2022年6月30日止六個月的人民幣26.6百萬元減少至2023年同期的人民幣15.6百萬元。

#### 其他收益及虧損

其他收益及虧損於截至2023年6月30日止六個月的收益為人民幣227.2百萬元，而於2022年同期的虧損為人民幣68.9百萬元，主要是由於(i)出售物業、廠房及設備、其他無形資產及終止租賃產生的一次性虧損以及減值虧損等減少人民幣220.8百萬元；及(ii)淨匯兌收益增加人民幣60.7百萬元。

#### FINANCE COSTS

Our finance costs decreased by 11.4% from RMB206.5 million for the six months ended June 30, 2022 to RMB183.0 million for the corresponding period in 2023, primarily due to the redemption and cancellation of certain long-term bonds in the second half of 2022.

#### INCOME TAX EXPENSE

Our income tax expense increased by 327.3% from RMB129.9 million for the six months ended June 30, 2022 to RMB554.9 million for the corresponding period in 2023, primarily due to the increase in our profit during the Reporting Period.

#### PROFIT FOR THE PERIOD

As a result of the foregoing, our profit for the period increased from RMB72.3 million for the six months ended June 30, 2022 to RMB2,258.9 million for the corresponding period in 2023.

#### CAPITAL LIQUIDITY AND FINANCIAL RESOURCES

For the six months ended June 30, 2023, we primarily funded our operations, expansion and capital expenditures through cash generated from our operations, bank borrowings and other borrowing. We monitor our cash flows and cash balance on a regular basis and strive to maintain an optimum liquidity that can meet our working capital needs while supporting continuing business expansion.

#### CASH AND CASH EQUIVALENTS

Our principal uses of cash are for working capital to procure food ingredients, consumables and equipment, and to renovate and decorate our restaurants. Our cash and cash equivalents increased from RMB6,300.8 million as of December 31, 2022 to RMB7,908.8 million as of June 30, 2023, mainly due to the increase in net cash from operating activities during the Reporting Period.

#### 財務成本

財務成本從截至2022年6月30日止六個月的人民幣206.5百萬元減少至2023年同期的人民幣183.0百萬元，減少了11.4%，主要由於2022年下半年本公司贖回並註銷部分長期債券。

#### 所得稅開支

所得稅開支從截至2022年6月30日止六個月的人民幣129.9百萬元增加至2023年同期的人民幣554.9百萬元，增加了327.3%，主要由於報告期內盈利增加。

#### 期內利潤

綜上所述，期內利潤從截至2022年6月30日止六個月的人民幣72.3百萬元增至2023年同期的人民幣2,258.9百萬元。

#### 資金流動性及財政資源


截至2023年6月30日止六個月，我們主要通過運營獲取的現金、銀行借款及其他借款為我們的運營、擴張和資本支出提供資金。我們通過定期監控現金流量和現金結餘以保持最適宜的流動性來滿足營運資本需求及支持持續的業務擴張。

#### 現金及現金等價物

現金主要用於營運資本以獲取食材、消耗品和設備，以及翻新、裝修門店。現金及現金等價物從2022年12月31日的人民幣6,300.8百萬元增加至2023年6月30日的人民幣7,908.8百萬元，主要由於報告期內來自經營活動的現金淨額增加。

## Management Discussion and Analysis

### 管理層討論與分析



#### RIGHT-OF-USE ASSETS

Under International Financial Reporting Standards 16 Leases (“IFRS 16”), we recognize right-of-use assets with respect to our property leases. Our right-of-use assets are depreciated over the lease term or the useful life of the underlying asset, whichever is shorter. As of June 30, 2023, we recognized right-of-use assets of RMB3,608.0 million.

#### INVENTORIES

Our inventories mainly represented our condiment products and food ingredients used in our restaurant operation. Our inventories decreased from RMB1,141.8 million as of December 31, 2022 to RMB1,049.9 million as of June 30, 2023, primarily due to the increased inventories at the end of 2022 in preparation for the 2023 Chinese New Year. Our inventory turnover days for the year ended December 31, 2022 and the six months ended June 30, 2023 equaled the average of the beginning and ending inventories for the year/period divided by raw materials and consumables used for the same period and multiplied by 365 days/181 days and decreased from 35.2 days<sup>(1)</sup> to 25.8 days, primarily due to the increase in the consumption of our raw materials and consumables during the Reporting Period as a result of the improvement of operation results following the lifting of COVID-19 pandemic control measures.

#### TRADE RECEIVABLES

The majority of our trade receivables were in connection with bills settled through payment platforms such as Alipay or WeChat Pay. Receivables from these payment platforms were normally settled within a short period of time. Our trade receivables decreased from RMB306.9 million as of December 31, 2022 to RMB251.1 million as of June 30, 2023. The turnover days of trade receivables decreased from 3.7 days<sup>(2)</sup> for the year ended December 31, 2022 to 2.7 days for the six months ended June 30, 2023.

- (1) Calculated based on the inventories from continuing operations as of December 31, 2021 and 2022.
- (2) Calculated based on the trade receivables from continuing operations as of December 31, 2021 and 2022.

#### 使用權資產

根據國際財務報告準則第16號租賃（「國際財務報告準則第16號」），我們就物業租賃確認使用權資產。我們的使用權資產於租賃期間或相關資產的使用期限，按較短者為準進行折舊。截至2023年6月30日，我們確認使用權資產人民幣3,608.0百萬元。

#### 存貨

存貨主要是指調味品及餐廳經營所用的食材。存貨從2022年12月31日的人民幣1,141.8百萬元減少至2023年6月30日的人民幣1,049.9百萬元，主要由於2022年底公司為2023年春節假期經營備貨增加。截至2022年12月31日止年度及截至2023年6月30日止六個月的存貨周轉天數等於當年／當期期初和期末存貨的平均值除以同一期間的原材料及易耗品成本再乘以365天／181天，從35.2天<sup>(1)</sup>減少至25.8天，主要由於隨著針對新冠疫情的管控措施取消，經營好轉，報告期內原材料及易耗品消耗加快。

#### 貿易應收款項

大部分的貿易應收款項與支付平台上的賬單如支付寶或微信支付有關。該等支付平台上的應收款項通常會在短期內收回。貿易應收款項從2022年12月31日的人民幣306.9百萬元減少至2023年6月30日的人民幣251.1百萬元。貿易應收款項周轉天數從截至2022年12月31日止年度的3.7天<sup>(2)</sup>降至截至2023年6月30日止六個月的2.7天。

- (1) 根據截至2021年及2022年12月31日持續經營業務的存貨計算。
- (2) 根據截至2021年及2022年12月31日持續經營業務的貿易應收款項計算。

**TRADE PAYABLES**

Trade payables mainly represent the balances of our independent third party suppliers of food ingredients and consumables. Our trade payables increased from RMB1,321.0 million as of December 31, 2022 to RMB1,855.9 million as of June 30, 2023, primarily reflecting the increase in procurement. The turnover days of trade payables decreased from 43.8 days<sup>(3)</sup> for the year ended December 31, 2022 to 37.4 days for the six months ended June 30, 2023.

**BANK BORROWINGS**

As of June 30, 2023, we had bank borrowings of RMB982.5 million. During the six months period ended June 30, 2023, the Group obtained new bank loans amounting to RMB736.9 million and repaid bank loans amounting to RMB2,223.3 million.

**OTHER BORROWING**

As of June 30, 2023, we had other borrowing of RMB28.4 million which was secured by fixed assets of the Group.

**CONTINGENT LIABILITIES**

As of June 30, 2023, we did not have any material contingent liabilities, guarantees or any litigations or claims of material importance, pending or threatened against any member of our Group that is likely to have a material and adverse effect on our business, financial condition or results of operations.

**CHARGE OF ASSETS**

As of June 30, 2023, the Group charged fixed assets with a net book value of RMB123.0 million as securities for other borrowing.

As of June 30, 2023, the Group charged bank deposits of RMB2.2 million to banks to secure the rental payments to the lessors.

**DEBT-TO-EQUITY RATIO**

As of June 30, 2023, the Group's debt-to-equity ratio was 33.8%.

*Note:* Equals long-term bonds, bank borrowings and other borrowing divided by total equity as of the same date and multiplied by 100%.

(3) Calculated based on the trade payables from continuing operations as of December 31, 2021 and 2022.

**貿易應付款項**

貿易應付款項主要是獨立第三方供貨商的食材和易耗品結餘。貿易應付款項從2022年12月31日的人民幣1,321.0百萬元增加至2023年6月30日的人民幣1,855.9百萬元，主要體現在採購量的增加。貿易應付款項周轉天數從截至2022年12月31日止年度的43.8天<sup>(3)</sup>降至截至2023年6月30日止六個月的37.4天。

**銀行借款**

截至2023年6月30日，我們有銀行借款人民幣982.5百萬元。於截至2023年6月30日止六個月期間內，本集團新增銀行借款人民幣736.9百萬元及償還銀行借款人民幣2,223.3百萬元。

**其他借款**

截至2023年6月30日，我們以本集團固定資產擔保的其他借款為人民幣28.4百萬元。

**或有負債**

截至2023年6月30日，我們並無任何可能對我們業務、財務狀況或經營業績造成重大不利影響的重大或有負債、擔保或任何重大的未決或針對本集團任何成員公司的訴訟或申索。

**資產押記**

截至2023年6月30日，本集團抵押賬面淨值為人民幣123.0百萬元固定資產作為其他借款的擔保。

截至2023年6月30日，本集團向多間銀行抵押銀行存款人民幣2.2百萬元以作為支付出租人的租金款項的擔保。

**資本負債比率**

截至2023年6月30日，本集團的資本負債比率為33.8%。

*附註：*等於截至同日的長期債券、銀行借款及其他借款除以權益總額再乘以100%。

(3) 根據截至2021年及2022年12月31日持續經營業務的貿易應付款項計算。



## Management Discussion and Analysis

### 管理層討論與分析



#### FOREIGN EXCHANGE RISK AND HEDGING

The Group mainly operates in mainland China with most of the transaction denominated and settled in RMB. However, the Group has certain business operations outside mainland China and cash denominated in other currencies, which is exposed to foreign currency exchange risks. The Group has not hedged its foreign currency exchange risks, but will closely monitor the exposure and will take measures when necessary to make sure the foreign exchange risks are manageable.

#### EMPLOYEES AND REMUNERATION POLICY

As of June 30, 2023, the Group had a total of 136,161 employees. For the six months ended June 30, 2023, the Group has incurred a total staff costs (including salaries, wages, allowance and benefits) of RMB5,769.3 million.

#### MATERIAL ACQUISITIONS AND DISPOSALS

The Group had no material acquisitions and disposals during the Reporting Period.

#### NO MATERIAL CHANGES

Saved as disclosed in this interim report, during the Reporting Period, there were no material changes affecting the Group's performance that needs to be disclosed under Paragraphs 32 and 40(2) of Appendix 16 to the Listing Rules.

#### FUTURE PLANS FOR MATERIAL INVESTMENTS

The Group will continue to extensively identify potential strategic investment opportunities and seek to acquire potential high-quality target businesses and assets that create synergies for the Group.

#### FUTURE PROSPECT

Going forward, our development initiatives mainly include:

- continuing to enhance the Haidilao dining experience by further improving our service, enhancing our product innovation capabilities, strengthening the operating capacity of our restaurants, and offering more value-added services and community operation services to our customers;
- continuing to invest in innovation and new technology, such as further optimizing and developing our business management system and intelligent restaurant technology; and
- strategically pursuing acquisitions of high-quality assets to further diversify our restaurant business patterns and customer base.

#### 外匯風險及對沖

本集團主要在中國大陸運營，大多數交易以人民幣列值及結算。然而，本集團有若干中國大陸以外的業務營運和用其他貨幣列值的現金，面臨外匯匯兌風險。本集團並沒有對沖外匯匯兌風險，但是會緊密地監控有關情況並在必要時採取措施以保證外匯風險在可控範圍內。

#### 員工及薪酬政策

截至2023年6月30日，本集團共有136,161名員工。截至2023年6月30日止六個月，本集團共發生員工成本（包括薪金、工資、津貼和福利）人民幣5,769.3百萬元。

#### 重大收購及處置

本集團於報告期內沒有任何重大收購或處置。

#### 無重大變化

除本中期報告所披露者外，於報告期內，並無任何影響本集團業績的重大變動須按照上市規則附錄十六第32段及40(2)段作出披露。

#### 重大投資的未來計劃

本集團將繼續廣泛尋找潛在的策略性投資機會，並尋求可為本集團帶來協同效應的潛在優質目標業務及資產。

#### 未來前景

展望未來，我們的發展舉措主要包括：

- 持續提升海底撈就餐體驗，包括不斷精進我們的服務能力、產品創新、提升餐廳運營能力、為顧客進一步提供增值及社區營運服務等；
- 繼續創新及新技術方面的投入，例如繼續優化、研發我們的業務管理系統、智慧餐廳技術；及
- 策略性地尋求收購優質資源，進一步豐富我們的餐飲業務形態和顧客基礎。

## DIRECTORS' AND CHIEF EXECUTIVES' INTERESTS AND SHORT POSITIONS IN SHARES, UNDERLYING SHARES AND DEBENTURES

As of June 30, 2023, the interests and short positions of the Directors and chief executives of the Company in the shares, underlying shares or debentures of the Company or any of our associated corporations (within the meaning of Part XV of the SFO), which were required (a) to be notified to the Company and the Stock Exchange pursuant to Divisions 7 and 8 of Part XV of the SFO (including interests and short positions which they were taken or deemed to have under such provisions of the SFO); or (b) pursuant to Section 352 of the SFO, to be entered in the register referred to therein; or (c) to be notified to the Company and the Stock Exchange pursuant to the Model Code, were as follows:

### (i) Interest in the Company

Name of Director/Chief Executive	Capacity/Nature of Interest	Number of Ordinary Shares	Approximate percentage of shareholding in the total issued share capital (%) 已發行總股本中的概約持股百分比(%)
董事／最高行政人員姓名	身份／權益性質	普通股數目	百分比(%)
Mr. Zhang Yong <sup>(Note 1, 2 and 4)</sup> 張勇先生 <sup>(附註1、2及4)</sup>	Founder of a discretionary trust 全權信託創立人 Interest in a controlled corporation 受控法團權益 Interest of spouse 配偶權益 Beneficiary of a trust 信託受益人 Beneficial owner 實益擁有人	3,363,658,743 (L)	60.35 (L)
Ms. June Yang Lijuan <sup>(Note 3)</sup> 楊利娟女士 <sup>(附註3)</sup>	Beneficial owner 實益擁有人 Beneficiary of a trust 信託受益人 Beneficiary of a trust 信託受益人	179,686,726 (L)  25,500,000 (S)	3.22 (L)  0.46 (S)

## 董事及最高行政人員於股份、相關股份及債權證中的權益及淡倉

截至2023年6月30日，本公司董事及最高行政人員於本公司及任何相聯法團（定義見證券及期貨條例第XV部）的股份、相關股份或債權證中擁有(a)根據證券及期貨條例第XV部第7及8分部須知會本公司及聯交所的權益或淡倉（包括根據證券及期貨條例的有關條文被當作或視為擁有的權益及淡倉）；或(b)根據證券及期貨條例第352條規定須登記於該條所指登記冊的權益或淡倉；或(c)根據標準守則須知會本公司及聯交所的權益或淡倉如下：

### (i) 於本公司的權益

## Corporate Governance and Other Information

### 企業管治和其他資料



Name of Director/Chief Executive	Capacity/Nature of Interest	Number of Ordinary Shares	Approximate percentage of shareholding in the total issued share capital (%) 已發行總股本中的概約持股百分比(%)
董事／最高行政人員姓名	身份／權益性質	普通股數目	百分比(%)
Mr. Li Peng 李朋先生	Beneficial owner 實益擁有人	397,500 (L)	0.01 (L)
Ms. Song Qing 宋青女士	Beneficial owner 實益擁有人	795,000 (L)	0.01 (L)
Ms. Gao Jie 高潔女士	Beneficial owner 實益擁有人	1,987,500 (L)	0.04 (L)
Mr. Zhou Zhaocheng <sup>(Note 5)</sup> 周兆呈先生 <sup>(附註5)</sup>	Interest of spouse 配偶權益 Beneficial owner 實益擁有人	2,087,500 (L)	0.04 (L)

(L) denotes a long position

(L) 代表好倉

(S) denotes a short position

(S) 代表淡倉

#### Notes:

- (1) Mr. Zhang Yong is the spouse of Ms. Shu Ping. Therefore, Mr. Zhang Yong is deemed to be interested in the Shares in which Ms. Shu Ping is interested under the SFO.
- (2) ZY NP Ltd. is an investment holding company incorporated in the BVI. The entire share capital of ZY NP Ltd. is wholly owned by UBS Trustees (B.V.I.) Limited as the trustee of the Apple Trust via UBS Nominees Limited in its capacity as nominee for the trustee of the Apple Trust. Apple Trust is a discretionary trust set up by Mr. Zhang Yong as the settlor and protector on August 22, 2018 for the benefit of himself, Ms. Shu Ping and their families. Mr. Zhang Yong (as the founder of the Apple Trust) and UBS Trustees (B.V.I.) Limited are taken to be interested in the Shares held by ZY NP Ltd. under the SFO.

#### 附註：

- (1) 張勇先生為舒萍女士的配偶。因此，根據證券及期貨條例，張勇先生被視為於舒萍女士擁有權益的股份中擁有權益。
- (2) ZY NP Ltd.為一家於英屬處女群島註冊成立的投資控股公司。ZY NP Ltd.的全部股本由UBS Trustees (B.V.I.) Limited以Apple Trust的受託人身份透過UBS Nominees Limited (以其作為Apple Trust信託代名人身份)全資擁有。Apple Trust為張勇先生以財產授予人及保護人的身份為其本身、舒萍女士及其家族的利益於2018年8月22日成立的全權信託。根據證券及期貨條例，張勇先生(作為Apple Trust的創立人)及UBS Trustees (B.V.I.) Limited被視為於ZY NP Ltd.所持的股份中擁有權益。

SP NP Ltd. is an investment holding company incorporated in the BVI. The entire share capital of SP NP Ltd. is wholly owned by UBS Trustees (B.V.I.) Limited as the trustee of the Rose Trust via UBS Nominees Limited in its capacity as nominee for the trustee of the Rose Trust. Rose Trust is a discretionary trust set up by Ms. Shu Ping as the settlor and protector on August 22, 2018 for the benefit of herself, Mr. Zhang Yong and their families. Ms. Shu Ping (as the founder of the Rose Trust) and UBS Trustees (B.V.I.) Limited are taken to be interested in the Shares held by SP NP Ltd. under the SFO.

- (3) Ms. June Yang Lijuan (as the settlor of the Ming Trust) and Credit Suisse Trust Limited (as the trustee of the Ming Trust) are taken to be interested in the Shares held by YLJ YIHAI LTD and Elite Ming Limited under the SFO.
- (4) NP United Holding Ltd. is an investment holding company incorporated in the BVI and is owned as to approximately 51.778% by ZY NP Ltd. and approximately 16.074% by each of SP NP Ltd., SYH NP Ltd. and LHY NP Ltd., respectively. Therefore, Mr. Zhang Yong, ZY NP Ltd. and UBS Trustees (B.V.I.) Limited are deemed to be interested in the Shares in which NP United Holding Ltd is interested under the SFO.
- (5) Mr. Zhou Zhaocheng is the spouse of Ms. Chen Ying. Therefore, Mr. Zhou Zhaocheng is deemed to be interested in the Shares in which Ms. Chen Ying is interested in under the SFO.

SP NP Ltd. 為一家於英屬處女群島註冊成立的投資控股公司。SP NP Ltd. 的全部股本由UBS Trustees (B.V.I.) Limited 以Rose Trust的受託人身份透過UBS Nominees Limited (以其作為Rose Trust信託代名人身份)全資擁有。Rose Trust為舒萍女士以財產授予人及保護人的身份為其本身、張勇先生及其家族的利益於2018年8月22日成立的全權信託。根據證券及期貨條例，舒萍女士(作為Rose Trust的創立人)及UBS Trustees (B.V.I.) Limited被視為於SP NP Ltd.所持的股份中擁有權益。

- (3) 根據證券及期貨條例，楊利娟女士(作為Ming Trust的財產授予人)及Credit Suisse Trust Limited(作為Ming Trust的受託人)被視為於YLJ YIHAI LTD及Elite Ming Limited所持的股份中擁有權益。
- (4) NP United Holding Ltd. 為一家於英屬處女群島註冊成立的投資控股公司，由ZY NP Ltd. 擁有約51.778%以及由SP NP Ltd.、SYH NP Ltd.及LHY NP Ltd.各自分別擁有約16.074%。因此，根據證券及期貨條例，張勇先生、ZY NP Ltd.及UBS Trustees (B.V.I.) Limited被視為於NP United Holding Ltd擁有權益的股份中擁有權益。
- (5) 周兆呈先生為陳穎女士的配偶。因此，根據證券及期貨條例，周兆呈先生被視為於陳穎女士擁有權益的股份中擁有權益。

## Corporate Governance and Other Information

### 企業管治和其他資料



#### (ii) Interest in associated corporations

#### (ii) 於相聯法團的權益

Name of Director/ Chief Executive	Name of Associated Corporation	Capacity/Nature of Interest	Percentage of Shareholding in the Associated Corporation 於相聯法團的 持股百分比
董事／最高行政人員姓名	相聯法團名稱	身份／權益性質	
Mr. Zhang Yong <sup>Note 2</sup> 張勇先生 <sup>附註2</sup>	Fuhai <sup>Note 1</sup> 馥海 <sup>附註1</sup>	Founder of a discretionary trust 全權信託創立人	60%

#### Notes:

- (1) Fuhai is held as to 40% by the Shanghai Xinpai and 60% by Yihai (Shanghai) Food Co., Ltd., a wholly-owned subsidiary of Yihai, and therefore is an associated corporation of the Company under the SFO.
- (2) Yihai is held as of approximately 31.39% by ZYSP YIHAI Ltd. and SP YIHAI Ltd. The entire share capital of ZYSP YIHAI Ltd. and SP YIHAI Ltd. is wholly owned by UBS Trustees (B.V.I.) Limited as the trustee of the ZYSP Trust, a discretionary trust set up by Mr. Zhang Yong and Ms. Shu Ping as the settlors and protectors on June 1, 2016 for the benefit of themselves and their family, and the SP Trust, a discretionary trust set up by Ms. Shu Ping as the settlor and protector on December 31, 2020 for the benefit of herself, Mr. Zhang Yong and their family, respectively. Mr. Zhang Yong (as the founder of the ZYSP Trust and a beneficiary of the SP Trust) is deemed to be interested in the shares of Fuhai (Shanghai) Food Technology Co., Ltd. held by Yihai (Shanghai) Food Co., Ltd. under the SFO.

#### 附註：

- (1) 馥海由上海新派及頤海的全資附屬公司頤海(上海)食品有限公司分別持有40%及60%，因此，根據證券及期貨條例，為本公司的相聯法團。
- (2) 頤海由ZYSP YIHAI Ltd.及SP YIHAI Ltd.持有約31.39%。ZYSP YIHAI Ltd.及SP YIHAI Ltd.的全部股本由UBS Trustees (B.V.I.) Limited分別以ZYSP Trust及SP Trust的受託人身份全資擁有，ZYSP Trust為張勇先生及舒萍女士以財產授予人及保護人的身份為其自身及其家族利益於2016年6月1日成立的全權信託，而SP Trust為舒萍女士以財產授予人及保護人的身份分別為其自身、張勇先生及彼等家族利益於2020年12月31日成立的全權信託。根據證券及期貨條例，張勇先生(作為ZYSP Trust的創立人及SP Trust的受益人)被視為於頤海(上海)食品有限公司所持的馥海(上海)食品科技股份有限公司股份中擁有權益。

Save as disclosed above, as of June 30, 2023, none of the Directors or chief executives of the Company and their respective associates has or is deemed to have any interests or short positions in the shares, underlying shares or debentures of the Company or any of its associated corporations (within the meaning of Part XV of the SFO) which will be required to be notified to the Company and the Stock Exchange pursuant to Divisions 7 and 8 of Part XV of the SFO (including interests and short positions which they were taken or deemed to have taken under such provisions of the SFO); or which will be required to be recorded in the register to be kept by the Company pursuant to Section 352 of the SFO, or which will be required, pursuant to the Model Code, to be notified to the Company and the Stock Exchange.

除上文所披露者外，截至2023年6月30日，本公司董事或最高行政人員及彼等各自的聯繫人於本公司或其任何相聯法團（定義見證券及期貨條例第XV部）的股份、相關股份或債權證中概無擁有或被視為擁有根據證券及期貨條例第XV部第7及8分部將須知會本公司及聯交所的任何權益或淡倉（包括彼等根據證券及期貨條例的有關條文被當作或被視為擁有的權益及淡倉），或根據證券及期貨條例第352條將須記錄於本公司所存置的登記冊內的任何權益或淡倉，或根據標準守則將須知會本公司及聯交所的任何權益或淡倉。

## Corporate Governance and Other Information

### 企業管治和其他資料



### SUBSTANTIAL SHAREHOLDERS' INTERESTS AND SHORT POSITIONS IN SHARES AND UNDERLYING SHARES

As of June 30, 2023, the followings are the persons, other than the Directors or chief executives of the Company, who had interests or short positions in the shares and underlying shares which would be required to be notified to the Company and the Stock Exchange under the provisions of Divisions 2 and 3 of Part XV of the SFO; or as recorded in the register of interests required to be kept by the Company pursuant to Section 336 of Part XV of the SFO:

### 主要股東於股份及相關股份中的權益及淡倉

截至2023年6月30日，除本公司董事或最高行政人員外，下列人士為於股份及相關股份中擁有根據證券及期貨條例第XV部第2及3分部的條文須知會本公司及聯交所的權益或淡倉的人士，或根據證券及期貨條例第XV部第336條本公司須存置的權益登記冊所記錄的權益或淡倉的人士：

Name of Shareholder 股東姓名／名稱	Capacity/Nature of Interest 身份／權益性質	Number of Ordinary Shares 普通股數目	Approximate Percentage of Shareholding (%) 概約持股百分比(%)
UBS Trustee (B.V.I.) Limited <i>(Notes 1, 2, 4, 5 and 6)</i>	Trustee 受託人	3,866,458,271 (L)	69.37 (L)
UBS Trustee (B.V.I.) Limited <i>(附註1、2、4、5及6)</i>			
Ms. Shu Ping <i>(Notes 1, 2, 4, 5 and 6)</i> 舒萍女士 <i>(附註1、2、4、5及6)</i>	Founder of a discretionary trust 全權信託創立人 Interest in a controlled corporation 受控法團權益 Interest of spouse 配偶權益 Beneficiary of a trust 信託受益人	3,363,658,743 (L)	60.35 (L)
ZY NP Ltd <i>(Notes 1 and 6)</i> ZY NP Ltd <i>(附註1及6)</i>	Beneficial owner 實益擁有人 Interest in a controlled corporation 受控法團權益	2,950,709,229 (L)	52.94 (L)
NP United Holding Ltd. <i>(Note 6)</i> NP United Holding Ltd. <i>(附註6)</i>	Beneficial owner 實益擁有人	1,801,970,108 (L)	32.33 (L)
Ms. Hailey Lee <i>(Notes 3, 4 and 5)</i> 李海燕女士 <i>(附註3、4及5)</i>	Founder of a discretionary trust 全權信託創立人 Interest in a controlled corporation 受控法團權益 Interest of spouse 配偶權益 Beneficial owner 實益擁有人	544,274,528 (L)	9.76 (L)
Mr. Sean Shi <i>(Notes 3, 4 and 5)</i> 施永宏先生 <i>(附註3、4及5)</i>	Founder of a discretionary trust 全權信託創立人 Interest in a controlled corporation 受控法團權益 Interest of spouse 配偶權益 Beneficial owner 實益擁有人	544,274,528 (L)	9.76 (L)
SP NP Ltd. <i>(Note 2)</i> SP NP Ltd. <i>(附註2)</i>	Beneficial owner 實益擁有人	410,962,014 (L)	7.37 (L)
LHY NP Ltd. <i>(Note 5)</i> LHY NP Ltd. <i>(附註5)</i>	Beneficial owner 實益擁有人	335,155,014 (L)	6.01 (L)

(L) denotes a long position

(L) 代表好倉

## Notes:

- (1) ZY NP Ltd. is an investment holding company incorporated in the BVI. The entire share capital of ZY NP Ltd. is wholly owned by UBS Trustees (B.V.I.) Limited as the trustee of the Apple Trust via UBS Nominees Limited in its capacity as nominee for the trustee of the Apple Trust. Apple Trust is a discretionary trust set up by Mr. Zhang Yong as the settlor and protector on August 22, 2018 for the benefit of himself, Ms. Shu Ping and their families. Mr. Zhang Yong (as the founder of the Apple Trust) and UBS Trustees (B.V.I.) Limited are taken to be interested in the Shares held by ZY NP Ltd. under the SFO.
- (2) SP NP Ltd. is an investment holding company incorporated in the BVI. The entire share capital of SP NP Ltd. is wholly owned by UBS Trustees (B.V.I.) Limited as the trustee of the Rose Trust via UBS Nominees Limited in its capacity as nominee for the trustee of the Rose Trust. Rose Trust is a discretionary trust set up by Ms. Shu Ping as the settlor and protector on August 22, 2018 for the benefit of herself, Mr. Zhang Yong and their families. Ms. Shu Ping (as the founder of the Rose Trust) and UBS Trustees (B.V.I.) Limited are taken to be interested in the Shares held by SP NP Ltd. under the SFO.
- (3) Ms. Hailey Lee is the spouse of Mr. Sean Shi. Therefore, Ms. Hailey Lee is deemed to be interested in the Shares in which Mr. Sean Shi is interested and Mr. Sean Shi is deemed to be interested in the Shares in which Ms. Hailey Lee is interested under the SFO.
- (4) SYH NP Ltd. is an investment holding company incorporated in the BVI. The entire share capital of SYH NP Ltd. is wholly owned by UBS Trustees (B.V.I.) Limited as the trustee of the Cheerful Trust via UBS Nominees Limited in its capacity as nominee for the trustee of the Cheerful Trust. Cheerful Trust is a discretionary trust set up by Mr. Sean Shi and Ms. Hailey Lee as the settlors and protectors on August 22, 2018 for their own benefit and the benefit of their families. Mr. Sean Shi and Ms. Hailey Lee (as the founders of the Cheerful Trust) and UBS Trustees (B.V.I.) Limited are taken to be interested in the Shares held by SYH NP Ltd. under the SFO.

## 附註：

- (1) ZY NP Ltd. 為一家於英屬處女群島註冊成立的投資控股公司。ZY NP Ltd. 的全部股本由UBS Trustees (B.V.I.) Limited以Apple Trust的受託人身份透過UBS Nominees Limited (以其作為Apple Trust信託代名人身份)全資擁有。Apple Trust為張勇先生以財產授予人及保護人的身份為其本身、舒萍女士及其家族的利益於2018年8月22日成立的全權信託。根據證券及期貨條例，張勇先生(作為Apple Trust的創立人)及UBS Trustees (B.V.I.) Limited被視為於ZY NP Ltd.所持的股份中擁有權益。
- (2) SP NP Ltd.為一家於英屬處女群島註冊成立的投資控股公司。SP NP Ltd.的全部股本由UBS Trustees (B.V.I.) Limited以Rose Trust的受託人身份透過UBS Nominees Limited (以其作為Rose Trust信託代名人身份)全資擁有。Rose Trust為舒萍女士以財產授予人及保護人的身份為其本身、張勇先生及其家族的利益於2018年8月22日成立的全權信託。根據證券及期貨條例，舒萍女士(作為Rose Trust的創立人)及UBS Trustees (B.V.I.) Limited被視為於SP NP Ltd.所持的股份中擁有權益。
- (3) 李海燕女士為施永宏先生的配偶。因此，根據證券及期貨條例，李海燕女士被視為於施永宏先生擁有權益的股份中擁有權益，及施永宏先生被視為於李海燕女士擁有權益的股份中擁有權益。
- (4) SYH NP Ltd. 為一家於英屬處女群島註冊成立的投資控股公司。SYH NP Ltd. 的全部股本由UBS Trustees (B.V.I.) Limited以Cheerful Trust的受託人身份透過UBS Nominees Limited (以其作為Cheerful Trust信託代名人身份)全資擁有。Cheerful Trust為施永宏先生及李海燕女士以財產授予人及保護人的身份為其本身利益及其家族利益於2018年8月22日成立的全權信託。根據證券及期貨條例，施永宏先生及李海燕女士(作為Cheerful Trust的創立人)及UBS Trustees (B.V.I.) Limited被視為於SYH NP Ltd.所持的股份中擁有權益。



## Corporate Governance and Other Information

### 企業管治和其他資料



(5) LHY NP Ltd. is an investment holding company incorporated in the BVI. The entire share capital of LHY NP Ltd. is wholly owned by UBS Trustees (B.V.I.) Limited as the trustee of the Cheerful Trust via UBS Nominees Limited in its capacity as nominee for the trustee of the Cheerful Trust. Cheerful Trust is a discretionary trust set up by Mr. Sean Shi and Ms. Hailey Lee as the settlors and protectors on August 22, 2018 for their own benefit and the benefit of their families. Mr. Sean Shi and Ms. Hailey Lee (as the founders of the Cheerful Trust) and UBS Trustees (B.V.I.) Limited are taken to be interested in the Shares held by LHY NP Ltd. under the SFO.

(6) NP United Holding Ltd. is an investment holding company incorporated in the BVI and is owned as to approximately 51.778% by ZY NP Ltd. and 16.074% by each of SP NP Ltd., SYH NP Ltd. and LHY NP Ltd., respectively. Therefore, Mr. Zhang Yong, ZY NP Ltd. and UBS Trustees (B.V.I.) Limited are deemed to be interested in the Shares in which NP United Holding Ltd. is interested under the SFO.

Save as disclosed above, as of June 30, 2023, the Directors and the chief executives of the Company are not aware of any other person (other than the Directors or chief executives of the Company) who had an interest or short position in the shares or underlying shares of the Company which would be required to be notified to the Company and the Stock Exchange under the provisions of Divisions 2 and 3 of Part XV of the SFO; or as recorded in the register required to be kept by the Company pursuant to Section 336 of the SFO.

#### DIRECTORS' RIGHTS TO ACQUIRE SHARES OR DEBENTURES

Save as disclosed in the section headed "Directors and Chief Executives' Interests and Short Positions in Shares, Underlying Shares and Debentures" above, at no time during the six months ended June 30, 2023 was the Company or any of its subsidiaries, a party to any arrangement that would enable the Directors to acquire benefits by means of acquisition of the shares in, or debentures of, the Company or any other body corporate, and none of the Directors or any of their spouses or children under the age of 18 were granted any right to subscribe for the equity or debt securities of the Company or any other body corporate or had exercised any such right.

(5) LHY NP Ltd. 為一家於英屬處女群島註冊成立的投資控股公司。LHY NP Ltd. 的全部股本由UBS Trustees (B.V.I.) Limited以Cheerful Trust的受託人身份透過UBS Nominees Limited (以其作為Cheerful Trust信託代名人身份)全資擁有。Cheerful Trust為施永宏先生及李海燕女士以財產授予人及保護人的身份為其本身利益及其家族利益於2018年8月22日成立的全權信託。根據證券及期貨條例，施永宏先生及李海燕女士(作為Cheerful Trust的創立人)及UBS Trustees (B.V.I.) Limited被視為於LHY NP Ltd.所持的股份中擁有權益。

(6) NP United Holding Ltd. 為一家於英屬處女群島註冊成立的投資控股公司，由ZY NP Ltd.持有約51.778%權益，及分別由SP NP Ltd.、SYH NP Ltd.及LHY NP Ltd.各持有16.074%權益。因此根據證券及期貨條例，張勇先生、ZY NP Ltd.及UBS Trustees (B.V.I.) Limited被視為於NP United Holding Ltd. 擁有權益的股份中擁有權益。

除上文所披露者外，截至2023年6月30日，本公司董事及最高行政人員並不知悉任何其他人士(本公司董事或最高行政人員除外)於本公司股份或相關股份中擁有根據證券及期貨條例第XV部第2及3分部的條文須知會本公司及聯交所的權益或淡倉，或根據證券及期貨條例第336條本公司須存置的登記冊所記錄的權益或淡倉。

#### 董事收購股份或債權證的權利

除「董事及最高行政人員於股份、相關股份及債權證中的權益及淡倉」一節所披露者外，於截至2023年6月30日止六個月，本公司或其任何附屬公司均非任何安排的其中一方以讓董事通過收購本公司或任何其他法人團體的股份或債權證的方式收取利益，亦概無董事或任何彼等的配偶或18歲以下的子女獲授任何權利以認購本公司或任何其他法人團體的股本或債務證券或已行使任何該等權利。

#### PURCHASE, SALE OR REDEMPTION OF THE COMPANY'S LISTED SECURITIES

With respect to the US\$600 million 2.150 per cent notes due 2026 issued by the Company (the “**2026 Senior Notes**”), the Company made an on-market repurchase of the 2026 Senior Notes in the principal amount of US\$1,000,000.00 for a consideration of US\$888,700.00 in April 2023. Upon cancellation of such repurchased 2026 Senior Notes, a total of US\$296,980,000.00 principal amount of the 2026 Senior Notes will remain outstanding.

Save as disclosed above, neither the Company nor any of its subsidiaries has purchased, sold or redeemed any of the Company's listed securities during the six months ended June 30, 2023.

#### COMPLIANCE WITH THE MODEL CODE

The Group has adopted the Model Code. Specific enquiries have been made to all the Directors and the Directors have confirmed that they have complied with the Model Code during the six months ended June 30, 2023.

Our employees, who are likely to be in possession of inside information of our Group, have also been subject to the Model Code for securities transactions. No incident of non-compliance of the Model Code by our employees was noted by the Group during the six months ended June 30, 2023.

#### COMPLIANCE WITH THE CORPORATE GOVERNANCE CODE

The Company had adopted and applied the principles and code provisions as set out in the Corporate Governance Code contained in Appendix 14 to the Listing Rules. During the six months ended June 30, 2023, the Company has complied with the mandatory code provisions in the Corporate Governance Code.

#### CHANGES IN THE INFORMATION OF THE DIRECTORS

Pursuant to Rule 13.51B of the Listing Rules, the changes in the information of the Directors during the Reporting Period are set out below:

Since May 2023, Ms. Gao Jie ceased to serve as the director of Beijing Shi Ba Cuan Restaurant Management Co., Ltd. (北京十八汙餐飲管理有限公司).

Save as disclosed in this interim report, the Directors confirm that no information is required to be disclosed pursuant to Rule 13.51B(1) of the Listing Rules.

#### 購買、出售或贖回本公司上市證券

關於本公司發行的600百萬美元、2026年到期的2.150%票據（「**2026年優先票據**」），本公司於2023年4月在市場回購本金為1,000,000.00美元的2026年優先票據，代價為888,700.00美元。在該筆回購的2026年優先票據被註銷後，仍未償還的2026年優先票據本金總額將為296,980,000.00美元。

除上述所披露者外，本公司或其任何附屬公司於截至2023年6月30日止六個月概無購買、出售或贖回本公司任何上市證券。

#### 遵守標準守則

本集團已採納標準守則。本集團已向全體董事作出特定查詢，而董事均已確認彼等於截至2023年6月30日止六個月一直遵守標準守則。

可能掌握我們內幕消息的本集團僱員亦須遵守證券交易的標準守則。截至2023年6月30日止六個月，本集團並無注意到出現我們的僱員不遵守標準守則的事件。

#### 遵守企業管治守則

本公司已採納並採用上市規則附錄十四《企業管治守則》所載的原則及守則條文。於截至2023年6月30日止六個月內，本公司一直遵守企業管治守則內的強制性守則條文。

#### 董事資料變動

根據上市規則第13.51B條的要求，於報告期董事信息的變更載列如下：

自2023年5月起，高潔女士不再擔任北京十八汙餐飲管理有限公司董事。

除本中期報告所披露者外，董事確認概無其他資料須根據上市規則第13.51B(1)條予以披露。

## Corporate Governance and Other Information

### 企業管治和其他資料



#### AUDIT COMMITTEE

The Audit Committee of the Company consists of three Directors, namely, the independent non-executive Directors Mr. Qi Daqing (being the chairman of the Audit Committee), Mr. Hee Theng Fong and Dr. Chua Sin Bin.

The financial information for the six months ended June 30, 2023 set out in the interim results announcement and this interim report is unaudited but has been reviewed by the Company's external auditor, Deloitte Touche Tohmatsu, in accordance with Hong Kong Standard on Review Engagements 2410 "Review of Interim Financial Information Performed by the Independent Auditor of the Entity", issued by the Hong Kong Institute of Certified Public Accountants and by the Audit Committee. The Audit Committee has reviewed this interim report and was satisfied that the Company's unaudited financial information contained in this interim report was prepared in accordance with applicable accounting standards.

The Audit Committee has reviewed the accounting principles and practices adopted by the Group, and discussed with the management matters concerning financial reporting, including the review of the Group's unaudited condensed consolidated interim financial results for the six months ended June 30, 2023. The Audit Committee is of the view that the interim financial results for the six months ended June 30, 2023 have complied with relevant accounting standards, rules and regulations, and have been officially and properly disclosed.

#### INTERIM DIVIDEND

The Board does not recommend the payment of interim dividend for the six months ended June 30, 2023 to the Shareholders.

#### SHARE SCHEME

As of June 30, 2023, the Company did not have any share option scheme which was required to be disclosed.

A share award scheme (the "Share Award Scheme") has been adopted by the Company on October 8, 2019 and amended on May 20, 2021. Please refer to the announcements of the Company dated October 8, 2019 and May 20, 2021 for details.

#### 審計委員會

本公司審計委員會由三名董事組成，即獨立非執行董事齊大慶先生（審計委員會主席）、許廷芳先生以及蔡新民醫生。

中期業績公告及本中期報告所列截至2023年6月30日止六個月的財務資料為未經審核但已由本公司外聘核數師德勤•關黃陳方會計師行根據香港會計師公會頒佈的香港審閱準則第2410號「由實體的獨立核數師執行中期財務數據審閱」及審計委員會審閱。審計委員會已審閱本中期報告及已信納本中期報告所載本公司未經審核財務資料乃根據適用的會計準則編製。

審計委員會已審閱本集團所採納的會計原則及慣例，並已與管理層討論有關財務報告事宜，包括審閱本集團截至2023年6月30日止六個月的未經審核簡明綜合中期財務業績。審計委員會認為截至2023年6月30日止六個月的中期財務業績已遵守相關會計標準、規則及規例，並已正式進行適當披露。

#### 中期股息

董事會不建議就截至2023年6月30日止六個月向股東派付中期股息。

#### 股份計劃

截至2023年6月30日，本公司並無任何須予披露的購股權計劃。

本公司已於2019年10月8日採納股份獎勵計劃（「股份獎勵計劃」）並於2021年5月20日修訂該計劃。有關詳情請參閱本公司日期為2019年10月8日及2021年5月20日的公告。

## Corporate Governance and Other Information

### 企業管治和其他資料

Details of the awards granted under the Share Award Scheme as of June 30, 2023 are as follows:

截至2023年6月30日，根據股份獎勵計劃授出獎勵詳情如下：

Name 姓名	Position 職位	Number of Shares underlying the unvested awards granted as of January 1, 2023 截至2023年1月1日 已授出但未歸屬獎勵 的相關股份數目	Granted during the Reporting Period 於報告期內授出	Vested during the Reporting Period 於報告期內歸屬	Canceled during the Reporting Period 於報告期內註銷	Lapsed during the Reporting Period 於報告期內失效	Number of Shares underlying the unvested awards granted as of June 30, 2023 截至2023年6月30日 已授出但未歸屬獎勵 的相關股份數目	Date of grant 授出日期
Directors 董事								
Zhang Yong 張勇	Executive Director 執行董事	1,987,500	-	-	-	-	1,987,500	May 20, 2021 2021年5月20日
June Yang Lijuan 楊利娟	Executive Director 執行董事	1,987,500	-	-	-	-	1,987,500	May 20, 2021 2021年5月20日
Li Peng 李朋	Executive Director 執行董事	397,500	-	-	-	-	397,500	May 20, 2021 2021年5月20日
Song Qing 宋青	Executive Director 執行董事	795,000	-	-	-	-	795,000	May 20, 2021 2021年5月20日
Gao Jie 高潔	Executive Director 執行董事	1,987,500	-	-	-	-	1,987,500	May 20, 2021 2021年5月20日
Zhou Zhaocheng 周兆呈	Non-executive Director 非執行董事	1,987,500	-	-	-	-	1,987,500	May 20, 2021 2021年5月20日
Subtotal 小計		9,142,500	-	-	-	-	9,142,500	
Service Providers 服務提供者		7,950,000	-	-	-	-	7,950,000	May 20, 2021 2021年5月20日
Employees 僱員		141,907,500	-	-	-	-	141,907,500	May 20, 2021 2021年5月20日
<b>Total 總計</b>		<b>159,000,000</b>	<b>-</b>	<b>-</b>	<b>-</b>	<b>-</b>	<b>159,000,000</b>	

**Note:** The maximum vesting period of above unvested awards is ten years from the date of agreement of the vesting conditions by the Company and the relevant Grantees. The Board has established an incentive evaluation committee and performance targets guidelines (mainly including future performance indicators and contributions to the Group). Whether the awards are vested will be determined based on when the performance targets will be set by the Board or the incentive evaluation committee from time to time and whether the performance targets will be met by the relevant grantee according to performance targets guidelines. Upon satisfaction of the relevant vesting conditions, Shares will be transferred to the Grantees at no consideration. The closing price of the Shares of the Company immediately before the date of grant was HK\$44.43.

**附註：** 上列未歸屬獎勵的最長歸屬期為本公司與有關承授人協定歸屬條件日期起十年。董事會已設立獎勵評估委員會及表現指標指引（主要包括未來表現指標及對本集團的貢獻）。是否歸屬獎勵將按董事會或獎勵評估委員會將不時設立的表現指標及相關承授人是否將根據表現指標指引達到表現指標確定。於滿足相關歸屬條件後，股份將無償轉讓予承授人。本公司股份緊接授出日期前的收市價為44.43港元。

The number of awards available for grant under the scheme mandate as at January 1, 2023 and June 30, 2023 are 106,000,000 and 106,000,000, respectively. Save as disclosed above, no award has been granted or agreed to be granted, vested, canceled or lapsed under the Share Award Scheme throughout the period ended June 30, 2023.

於2023年1月1日及2023年6月30日，根據計劃授權可授出的獎勵數目分別為106,000,000份及106,000,000份。除上文所披露者外，截至2023年6月30日止整個期間，概無根據股份獎勵計劃授出或同意授出獎勵，亦概無獎勵獲歸屬、註銷或失效。

## Corporate Governance and Other Information

### 企業管治和其他資料



## USE OF PROCEEDS FROM THE GLOBAL OFFERING AND PLACING

### Use of Proceeds from the Global Offering

The Company's shares were listed on the Stock Exchange on September 26, 2018. The net proceeds from the Global Offering amounted to approximately HK\$7,299.3 million. For the six months ended June 30, 2023, the net proceeds have been applied in the manner as set out in the section headed "Future Plans and Use of Proceeds" of the prospectus of our Company dated September 12, 2018. As of June 30, 2023, the Company cumulatively used HK\$6,686.2 million, accounting for approximately 91.6% of the proceeds from the Global Offering. The Company expects to utilize the balance of net proceeds of approximately HK\$613.1 million by the end of 2025<sup>Note</sup>.

### 全球發售及配售所得款項用途

#### 全球發售所得款項用途

本公司股份於2018年9月26日在聯交所上市。全球發售所得款項淨額約7,299.3百萬港元。截至2023年6月30日止六個月，所得款項淨額已按本公司日期為2018年9月12日的招股章程「未來計劃及所得款項用途」一節所載方式應用。截至2023年6月30日，本公司已累計使用6,686.2百萬港元，佔全球發售所得款項約91.6%。本公司預期截至2025年年末動用所得款項淨額結餘約613.1百萬港元<sup>附註</sup>。

		Percentage 百分比 %	Net proceeds 所得款項淨額 HK\$ million 百萬港元	Utilized amount during the Reporting Period 報告期內 動用金額 HK\$ million 百萬港元	As of June 30, 2023 截至2023年6月30日	
					Utilized amount 動用金額 HK\$ million 百萬港元	Unutilized amount 未動用金額 HK\$ million 百萬港元
For expansion plan	擴張計劃	60.0	4,379.5	–	4,379.5	–
For development and implementation of new technology	開發及使用新技術	20.0	1,459.9	128.6	846.8	613.1
For the repayment of loan facility and credit facility	償還貸款融資及信貸融資	15.0	1,094.9	–	1,094.9	–
For working capital and general corporate purposes	營運資金及一般企業用途	5.0	365.0	–	365.0	–
<b>Total</b>	<b>總計</b>	<b>100.0</b>	<b>7,299.3</b>	<b>128.6</b>	<b>6,686.2</b>	<b>613.1</b>

*Note:* The delay in the expected timeline for the use of balance of net proceeds from the Global Offering is mainly because (i) the Company utilized a portion of its working capital to supplement the funds required for the development and implementation of new technology; (ii) the priority of the Group during the Reporting Period was to focus on the improvement of the restaurant operation performance before and following the lifting of COVID-19 pandemic control measures; and (iii) the Company was exploring certain new projects that are under contemplation and might be implemented in the following two years. This expected timeline is based on the best estimation of future market conditions and business operations made by the Company and remains subject to change based on current and future development of market conditions and actual business needs.

*附註：* 全球發售所得款項淨額結餘用途的預期時間表延遲主要是因為(i)本公司使用部分營運資金補充開發及使用新技術所需資金；(ii)於報告期內，本集團的首要任務是專注於改善疫情防控措施取消前後的餐廳運營業績；以及(iii)本公司正探索若干考慮中並可能於未來兩年內實施的新項目。該預期時間表乃基於本公司對未來市況及業務營運的最佳估計作出，可根據現時及未來市況發展及實際業務需求予以調整。

**Use of Proceeds from the Placing**

The placing of existing shares and top-up subscription of new shares pursuant to the share placing and subscription agreement dated November 12, 2021 was completed on November 22, 2021 (the “**2021 Placing**”).

The net proceeds raised from the 2021 Placing were approximately HK\$2,337.0 million. As of June 30, 2023, the net proceeds had been applied in the manner as set out in the announcement dated November 12, 2021 and November 22, 2021. As of June 30, 2023, the Company cumulatively used HK\$709.4 million, accounting for approximately 30.4% of the proceeds from the 2021 Placing, in accordance with the intended uses, details of which are set forth as follows:

**配售所得款項用途**

根據日期為2021年11月12日的股份配售及認購協議配售現有股份及先舊後新認購新股份已於2021年11月22日完成（「**2021年配售**」）。

2021年配售所得款項淨額約為2,337.0百萬港元。截至2023年6月30日，所得款項淨額已按日期為2021年11月12日及2021年11月22日的公告所載方式應用。截至2023年6月30日，本公司已按擬定用途累計使用709.4百萬港元，佔2021年配售所得款項約30.4%，詳情載列如下：

As of June 30, 2023

截至2023年6月30日

		Percentage	Net proceeds	Utilized amount during the Reporting Period	Utilized amount	Unutilized amount
		百分比	所得款項淨額	報告期內動用金額	動用金額	未動用金額
		%	HK\$ million	HK\$ million	HK\$ million	HK\$ million
		%	百萬港元	百萬港元	百萬港元	百萬港元
For supply chain management and product development	供應鏈管理和產品開發	30.0	701.1	430.8	430.8	270.3
For payment of credit facilities	償還信貸融資	30.0	701.1	278.6	278.6	422.5
For working capital and general corporate purposes	營運資金及一般企業用途	40.0	934.8	–	–	934.8
<b>Total</b>	<b>總計</b>	<b>100.0</b>	<b>2,337.0</b>	<b>709.4</b>	<b>709.4</b>	<b>1,627.6</b>

The Company expects to utilize the balance of net proceeds of approximately HK\$1,627.6 million within the upcoming two to five years. This expected timeline is based on the best estimation of future market conditions and business operations made by the Company and remains subject to change based on current and future development of market conditions and actual business needs. For further details of the 2021 Placing, please refer to the announcement of the Company dated November 12, 2021 and November 22, 2021.

本公司預期於未來兩至五年內動用所得款項淨額結餘約1,627.6百萬港元。該預期時間表乃基於本公司對未來市況及業務營運的最佳估計作出，可根據現時及未來市況發展及實際業務需求予以調整。有關2021年配售的更多詳情，請參閱本公司日期為2021年11月12日及2021年11月22日的公告。

## Corporate Governance and Other Information

### 企業管治和其他資料



#### EVENTS AFTER THE END OF THE REPORTING PERIOD

Save as disclosed in this interim report, the Directors are not aware of any significant event requiring disclosure that has taken place subsequent to June 30, 2023 and up to the date of this interim report.

By order of the Board

**Zhang Yong**

*Chairman of the Board*

Hong Kong, August 29, 2023

#### 報告期末結束後事件

除本中期報告所披露者外，繼2023年6月30日後及至本中期報告日期，董事並不知悉已發生需要披露的任何重大事項。

承董事會命

張勇

董事會主席

香港，2023年8月29日

**Deloitte.**

德勤

**TO THE BOARD OF DIRECTORS OF HAIDILAO INTERNATIONAL HOLDING LTD.**

(Incorporated in the Cayman Islands with limited liability)

致海底撈國際控股有限公司董事會

(於開曼群島註冊成立的有限公司)

## INTRODUCTION

We have reviewed the condensed consolidated financial statements of Haidilao International Holding Ltd. (the “**Company**”) and its subsidiaries (collectively referred to as the “**Group**”) set out on pages 41 to 92, which comprise the condensed consolidated statement of financial position as of June 30, 2023 and the related condensed consolidated statement of profit or loss and other comprehensive income, statement of changes in equity and statement of cash flows for the six-month period then ended, and certain explanatory notes. The Rules Governing the Listing of Securities on The Stock Exchange of Hong Kong Limited require the preparation of a report on interim financial information to be in compliance with the relevant provisions thereof and International Accounting Standard 34 “Interim Financial Reporting” (“**IAS 34**”) issued by the International Accounting Standards Board. The directors of the Company are responsible for the preparation and presentation of these condensed consolidated financial statements in accordance with IAS 34. Our responsibility is to express a conclusion on these condensed consolidated financial statements based on our review, and to report our conclusion solely to you, as a body, in accordance with our agreed terms of engagement, and for no other purpose. We do not assume responsibility towards or accept liability to any other person for the contents of this report.

## SCOPE OF REVIEW

We conducted our review in accordance with Hong Kong Standard on Review Engagements 2410 “Review of Interim Financial Information Performed by the Independent Auditor of the Entity” issued by the Hong Kong Institute of Certified Public Accountants. A review of these condensed consolidated financial statements consists of making inquiries, primarily of persons responsible for financial and accounting matters, and applying analytical and other review procedures. A review is substantially less in scope than an audit conducted in accordance with Hong Kong Standards on Auditing and consequently does not enable us to obtain assurance that we would become aware of all significant matters that might be identified in an audit. Accordingly, we do not express an audit opinion.

## 緒言

吾等已審閱第41至92頁所載列的海底撈國際控股有限公司（「貴公司」）及其附屬公司（統稱為「貴集團」）的簡明綜合財務報表，包括截至2023年6月30日的簡明綜合財務狀況表及截至該日止六個月期間的相關簡明綜合損益及其他全面收益表、權益變動表及現金流量表以及若干解釋性附註。根據《香港聯合交易所有限公司證券上市規則》，上市公司必須符合上市規則中的相關規定及國際會計準則理事會頒佈的《國際會計準則》第34號「中期財務報告」（「《國際會計準則》第34號」）編製中期財務報告。貴公司董事負責根據《國際會計準則》第34號編製及呈列該等簡明綜合財務報表。吾等負責根據審閱結果對該等簡明綜合財務報表發表結論，並按照雙方協定的委聘條款，僅向閣下（作為一個團體）匯報吾等的結論，而不作任何其他用途。吾等概不就本報告的內容向任何其他人士負責或承擔任何責任。

## 審閱範圍

吾等已根據香港會計師公會頒佈的《香港審閱工作準則》第2410號「由實體的獨立核數師審閱中期財務資料」進行審閱。該等簡明綜合財務報表的審閱工作包括主要向負責財務及會計事宜的人員作出詢問，以及應用分析及其他審閱程序。由於審閱的範圍遠小於按照《香港核數準則》進行審計的範圍，故吾等不能保證將注意到在審計中可能會被發現的所有重大事項。因此，吾等不會發表審計意見。



## Report on Review of Condensed Consolidated Financial Statements

### 簡明綜合財務報表的審閱報告



#### CONCLUSION

Based on our review, nothing has come to our attention that causes us to believe that the condensed consolidated financial statements are not prepared, in all material respects, in accordance with IAS 34.

**Deloitte Touche Tohmatsu**  
*Certified Public Accountants*  
Hong Kong  
August 29, 2023

#### 結論

根據吾等的審閱工作，吾等並無發現有任何事項致使吾等相信該等簡明綜合財務報表在各重大方面未有按照《國際會計準則》第34號編製。

德勤•關黃陳方會計師行  
執業會計師  
香港  
2023年8月29日

# Condensed Consolidated Statement of Profit or Loss and Other Comprehensive Income

## 簡明綜合損益及其他全面收益表

For the six months ended June 30, 2023

截至2023年6月30日止六個月

For the six months  
ended June 30,  
截至6月30日止六個月

		Notes 附註	2023 2023年 RMB'000 人民幣千元 (Unaudited) (未經審核)	2022 2022年 RMB'000 人民幣千元 (Unaudited) (Restated) (經重述)
<b>Continuing Operations</b>	持續經營業務			
Revenue	收入	3	18,885,854	15,155,472
Other income	其他收入	4	396,979	173,892
Raw materials and consumables used	原材料及易耗品成本		(7,685,020)	(6,476,411)
Staff costs	員工成本		(5,769,263)	(5,311,222)
Rentals and related expenses	租金及相關開支		(200,385)	(169,235)
Utilities expenses	水電開支		(605,366)	(502,372)
Depreciation and amortization	折舊及攤銷		(1,506,422)	(1,696,575)
Travelling and communication expenses	差旅及通訊開支		(78,688)	(80,738)
Other expenses	其他開支	5	(683,637)	(641,887)
Share of results of associates	應佔聯營公司業績		19,609	33,196
Share of results of a joint venture	應佔合營企業業績		(4,004)	(6,559)
Other gains and losses	其他收益及虧損	6	227,180	(68,916)
Finance costs	財務成本	7	(183,021)	(206,500)
<b>Profit before tax</b>	除稅前溢利		<b>2,813,816</b>	202,145
Income tax expense	所得稅開支	8	(554,930)	(129,880)
Profit for the period from continuing operations	來自持續經營業務的 期內溢利	9	<b>2,258,886</b>	72,265
<b>Discontinued operations</b>	已終止經營業務			
Loss for the period from discontinued operations	來自已終止經營業務的 期內虧損	10	-	(339,530)
<b>Profit (loss) for the period</b>	期內溢利(虧損)		<b>2,258,886</b>	(267,265)

# Condensed Consolidated Statement of Profit or Loss and Other Comprehensive Income

## 簡明綜合損益及其他全面收益表

For the six months ended June 30, 2023

截至2023年6月30日止六個月



For the six months  
ended June 30,  
截至6月30日止六個月

	Notes 附註	2023 2023年 RMB'000 人民幣千元 (Unaudited) (未經審核)	2022 2022年 RMB'000 人民幣千元 (Unaudited) (未經審核) (Restated) (經重述)
<b>Other comprehensive income (expense)</b>	其他全面收益(開支)		
<b>Items that will not be reclassified to profit or loss:</b>	其後將不會重新分類至損益的項目：		
Fair value gain on investments in equity instruments at fair value through other comprehensive income	按公允值計入其他全面收益的權益工具投資的公允值收益	175,291	-
<b>Item that may be reclassified subsequently to profit or loss:</b>	其後可能重新分類至損益的項目：		
Exchange differences arising on translation of foreign operations	換算海外業務產生的匯兌差額	(52,579)	(2,387)
<b>Other comprehensive income (expense) for the period, net of income tax</b>	期內其他全面收益(開支)，扣除所得稅	122,712	(2,387)
<b>Total comprehensive income (expense) for the period</b>	期內全面收益(開支)總額	2,381,598	(269,652)
Profit (loss) for the period attributable to owners of the Company:	本公司擁有人應佔期內溢利(虧損)：		
- from continuing operations	- 來自持續經營業務	2,258,052	73,272
- from discontinued operations	- 來自已終止經營業務	-	(339,530)
Profit (loss) for the period attributable to owners of the Company	本公司擁有人應佔期內溢利(虧損)	2,258,052	(266,258)
Profit (loss) for the period attributable to non-controlling interests:	非控股權益應佔期內溢利(虧損)：		
- from continuing operations	- 來自持續經營業務	834	(1,007)
- from discontinued operations	- 來自已終止經營業務	-	-
Profit (loss) for the period attributable to non-controlling interests	非控股權益應佔期內溢利(虧損)	834	(1,007)
		2,258,886	(267,265)

# Condensed Consolidated Statement of Profit or Loss and Other Comprehensive Income

## 簡明綜合損益及其他全面收益表

For the six months ended June 30, 2023

截至2023年6月30日止六個月

For the six months  
ended June 30,  
截至6月30日止六個月

	Notes 附註	2023 2023年 RMB'000 人民幣千元 (Unaudited) (未經審核)	2022 2022年 RMB'000 人民幣千元 (Unaudited) (Restated) (經重述)
Total comprehensive income (expense) attributable to:	以下人士應佔全面收益(開支)總額:		
Owners of the Company	本公司擁有人	2,380,764	(268,645)
Non-controlling interests	非控股權益	834	(1,007)
		<b>2,381,598</b>	(269,652)
Total comprehensive income (expense) attributable to:	以下人士應佔全面收益(開支)總額:		
Owners of the Company	本公司擁有人		
– from continuing operations	– 來自持續經營業務	2,380,764	27,871
– from discontinued operations	– 來自已終止經營業務	–	(296,516)
		<b>2,380,764</b>	(268,645)
<b>EARNINGS (LOSS) PER SHARE</b>	每股盈利(虧損)		
From continuing and discontinued operations	來自持續及已終止經營業務		
Basic (RMB)	基本(人民幣元)	12	0.42
Diluted (RMB)	攤薄(人民幣元)	12	0.42
From continuing operations	來自持續經營業務		
Basic (RMB)	基本(人民幣元)	12	0.42
Diluted (RMB)	攤薄(人民幣元)	12	0.42

# Condensed Consolidated Statement of Financial Position

## 簡明綜合財務狀況表

As at June 30, 2023

於2023年6月30日



			As at June 30, 2023 於2023年 6月30日 2023 RMB'000 人民幣千元 (Unaudited) (未經審核)	As at December 31, 2022 於2022年 12月31日 2022 RMB'000 人民幣千元 (Audited) (經審核)
<b>Non-current Assets</b>	<b>非流動資產</b>			
Property, plant and equipment	物業、廠房及設備	13	4,588,855	5,644,772
Right-of-use assets	使用權資產	13	3,608,010	3,865,678
Goodwill	商譽		84,845	84,845
Other intangible assets	其他無形資產		87,619	104,624
Interests in associates	聯營公司權益		261,346	241,737
Interest in a joint venture	合營企業權益		-	15,519
Financial assets at fair value through profit or loss	按公允價值計入損益的金融資產	17	13,704	13,209
Financial assets at fair value through other comprehensive income	按公允價值計入其他全面收益的金融資產		222,535	-
Deferred tax assets	遞延稅項資產	14	503,039	601,355
Other financial assets	其他金融資產	15	391,865	147,147
Rental deposits	租賃按金		199,215	208,619
Security deposits for other borrowing	其他借款的保證金		-	5,060
			<b>9,961,033</b>	<b>10,932,565</b>
<b>Current Assets</b>	<b>流動資產</b>			
Inventories	存貨		1,049,850	1,141,813
Trade and other receivables and prepayments	貿易及其他應收款項及預付款項	16	1,813,501	1,956,632
Amounts due from related parties	應收關聯方款項	25	314,922	341,395
Financial assets at fair value through profit or loss	按公允價值計入損益的金融資產	17	548,782	408,458
Financial assets at fair value through other comprehensive income	按公允價值計入其他全面收益的金融資產		84,692	-
Security deposits for other borrowing	其他借款的保證金		5,060	-
Rental deposits	租賃按金		25,256	24,698
Other financial assets	其他金融資產	15	280,511	10,310
Pledged bank deposits	已抵押銀行存款		2,161	2,081
Bank balances and cash	銀行結餘及現金		9,037,531	6,621,203
			<b>13,162,266</b>	<b>10,506,590</b>
<b>Current Liabilities</b>	<b>流動負債</b>			
Trade payables	貿易應付款項	18	1,855,933	1,321,000
Other payables	其他應付款項	19	1,850,216	1,476,535
Amounts due to related parties	應付關聯方款項	25	353,866	230,940
Long term bonds	長期債券	20	45,058	42,365
Dividend payable	應付股息		591,845	3,805
Tax payable	應付稅項		114,987	58,353
Lease liabilities	租賃負債		911,680	897,917
Bank borrowings	銀行借款	21	982,469	2,340,746
Other borrowing	其他借款		28,356	22,758
Contract liabilities	合約負債	22	813,235	793,541
Provision	撥備		31,008	44,130
			<b>7,578,653</b>	<b>7,232,090</b>

## Condensed Consolidated Statement of Financial Position

### 簡明綜合財務狀況表

As at June 30, 2023

於2023年6月30日

		Notes 附註	As at June 30, 2023 於2023年 6月30日 2023 RMB'000 人民幣千元 (Unaudited) (未經審核)	As at December 31, 2022 於2022年 12月31日 2022 RMB'000 人民幣千元 (Audited) (經審核)
<b>Net Current Assets</b>	流動資產淨值		<b>5,583,613</b>	3,274,500
<b>Total Assets less Current Liabilities</b>	總資產減流動負債		<b>15,544,646</b>	14,207,065
<b>Non-current Liabilities</b>	非流動負債			
Long term bonds	長期債券	20	2,093,622	2,045,942
Deferred tax liabilities	遞延稅項負債	14	106,451	157,929
Lease liabilities	租賃負債		4,012,858	4,295,684
Bank borrowings	銀行借款	21	–	215,496
Other borrowing	其他借款		–	16,952
Provision	撥備		16,945	18,970
			<b>6,229,876</b>	6,750,973
<b>Net Assets</b>	資產淨值		<b>9,314,770</b>	7,456,092
<b>Capital and Reserves</b>	資本及儲備			
Share capital	股本		183	183
Reserves	儲備		9,300,533	7,443,004
Equity attributable to owners of the Company	本公司擁有人應佔權益		<b>9,300,716</b>	7,443,187
Non-controlling interests	非控股權益		<b>14,054</b>	12,905
<b>Total Equity</b>	權益總額		<b>9,314,770</b>	7,456,092

The condensed consolidated financial statements on pages 41 to 92 were approved and authorized for issue by the Board of Directors on August 29, 2023 and are signed on its behalf by:

董事會已於2023年8月29日批准及授權刊發載於第41至92頁之簡明綜合財務報表，並由下列人士代為簽署：

**June Yang Lijuan**

楊利娟

DIRECTOR

董事

**Li Peng**

李朋

DIRECTOR

董事

# Condensed Consolidated Statement of Changes in Equity

## 簡明綜合權益變動表

For the six months ended June 30, 2023

截至2023年6月30日止六個月

Attributable to owners of the Company

本公司擁有人應佔

		Shares held under		Share premium	Merger reserve	Fair value through other comprehensive income reserve		Translation reserve	Statutory reserve	Retained profits	Non-controlling interests	Total
		Share capital	share award scheme			comprehensive income reserve	Translation reserve					
		股本	股份獎勵計劃項下所持股份	股份溢價	合併儲備	按公允價值計入全面收益的儲備收入	換算儲備	法定儲備	保留溢利	小計	非控股權益	總計
		RMB'000	RMB'000	RMB'000	RMB'000	RMB'000	RMB'000	RMB'000	RMB'000	RMB'000	RMB'000	RMB'000
		人民幣千元	人民幣千元	人民幣千元	人民幣千元	人民幣千元	人民幣千元	人民幣千元	人民幣千元	人民幣千元	人民幣千元	人民幣千元
As at January 1, 2023 (Audited)	於2023年1月1日(經審核)	183	(5)	5,613,428	(6,645)	-	(215,726)	552,043	1,499,909	7,443,187	12,905	7,456,092
Profit for the period	期內溢利	-	-	-	-	-	-	-	2,258,052	2,258,052	834	2,258,886
Other comprehensive income (expense)	其他全面收益(開支)	-	-	-	-	175,291	(52,579)	-	-	122,712	-	122,712
Total comprehensive income (expense) for the period	期內全面收益(開支) 收益總額	-	-	-	-	175,291	(52,579)	-	2,258,052	2,380,764	834	2,381,598
Capital injection by non-controlling interests	非控股權益注資	-	-	-	-	-	-	-	-	-	315	315
Dividends recognized as distribution (Note 11)	確認為分派的股息(附註11)	-	-	(570,479)	-	-	-	-	-	(570,479)	-	(570,479)
Others	其他	-	-	47,244	-	-	-	-	-	47,244	-	47,244
As at June 30, 2023 (Unaudited)	於2023年6月30日(未經審核)	183	(5)	5,090,193	(6,645)	175,291	(268,305)	552,043	3,757,961	9,300,716	14,054	9,314,770
As at January 1, 2022 (Audited)	於2022年1月1日(經審核)	183	(5)	7,269,657	(6,645)	-	(26,105)	544,348	133,127	7,914,560	14,065	7,928,625
Loss for the period	期內虧損	-	-	-	-	-	-	-	(266,258)	(266,258)	(1,007)	(267,265)
Other comprehensive expense	其他全面開支	-	-	-	-	-	(2,387)	-	-	(2,387)	-	(2,387)
Total comprehensive expense for the period	期內全面開支總額	-	-	-	-	-	(2,387)	-	(266,258)	(268,645)	(1,007)	(269,652)
As at June 30, 2022 (Unaudited)	於2022年6月30日(未經審核)	183	(5)	7,269,657	(6,645)	-	(28,492)	544,348	(133,131)	7,645,915	13,058	7,658,973

## Condensed Consolidated Statement of Cash Flows

### 簡明綜合現金流量表

For the six months ended June 30, 2023

截至2023年6月30日止六個月

For the six months  
ended June 30,  
截至6月30日止六個月

		2023 2023年 RMB'000 人民幣千元 (Unaudited) (未經審核)	2022 2022年 RMB'000 人民幣千元 (Unaudited) (未經審核)
<b>Operating activities</b>	<b>經營活動</b>		
Profit (loss) before tax	除稅前溢利(虧損)	2,813,816	(111,094)
Adjustments for:	就以下各項作出調整：		
Finance costs	財務成本	183,021	236,525
Interest income	利息收入	(133,122)	(23,779)
Share of results of associates	應佔聯營公司業績	(19,609)	(33,196)
Share of results of a joint venture	應佔一間合營企業業績	4,004	6,559
Depreciation of property, plant and equipment	物業、廠房及設備折舊	1,125,318	1,420,057
Depreciation of right-of-use assets	使用權資產折舊	362,147	474,146
Amortization of other intangible assets	其他無形資產攤銷	18,957	20,471
Impairment loss, net of reversal	減值虧損，扣除撥回		
– property, plant and equipment	– 物業、廠房及設備	(6,795)	165,693
– right-of-use assets	– 使用權資產	(14,115)	55,426
– interest in a joint venture	– 於一間合營企業的權益	11,515	–
Expected credit loss on rental deposits	租賃按金的預期信貸虧損	1,633	–
(Gain) loss on disposal of property, plant and equipment and other intangible assets and termination of leases, net	出售物業、廠房及設備、其他無形資產以及終止租賃(收益)虧損淨額	(1,987)	86,606
Net gain arising on financial assets at fair value through profit or loss	按公允價值計入損益的金融資產產生的收益淨額	(19,673)	(13,433)
Covid-19-related rent concessions	新冠肺炎疫情相關租金減免	–	(16,635)
Net foreign exchange (gain) loss	匯兌(收益)虧損淨額	(176,865)	48,543
Operating cash flows before movements in working capital	營運資金變動前經營現金流量	4,148,245	2,315,889
Decrease in inventories	存貨減少	91,963	299,899
Decrease in trade and other receivables and prepayments	貿易及其他應收款項及預付款項減少	142,497	428,896
Decrease (increase) in rental deposits	租賃按金減少(增加)	13,808	(3,276)
Decrease (increase) in amounts due from related parties	應收關聯方款項減少(增加)	26,473	(52,217)
Increase in trade payables	貿易應付款項增加	534,933	169,537
Increase (decrease) in other payables	其他應付款項增加(減少)	401,314	(145,791)
Decrease in provision	撥備減少	(16,006)	–
Increase in contract liabilities	合約負債增加	19,694	48,041
Increase (decrease) in amounts due to related parties	應付關聯方款項增加(減少)	22,926	(279,075)
Cash generated from operations	經營所得現金	5,385,847	2,781,903
Income taxes paid	已付所得稅	(451,476)	(188,281)
Net cash from operating activities	經營活動所得現金淨額	4,934,371	2,593,622



## Condensed Consolidated Statement of Cash Flows

### 簡明綜合現金流量表

For the six months ended June 30, 2023

截至2023年6月30日止六個月



For the six months  
ended June 30,  
截至6月30日止六個月

		2023 2023年 RMB'000 人民幣千元 (Unaudited) (未經審核)	2022 2022年 RMB'000 人民幣千元 (Unaudited) (未經審核)
<b>Investing activities</b>	<b>投資活動</b>		
Interest received from bank deposits	自銀行存款收取的利息	125,208	22,406
Purchase of financial assets at fair value through other comprehensive income	購買按公允值計入其他全面收益的金融資產	(72,660)	-
Purchase of financial assets at fair value through profit or loss	購買按公允值計入損益的金融資產	(349,179)	(1,217,161)
Proceeds on redemption of financial assets at fair value through profit or loss	贖回按公允值計入損益的金融資產的所得款項	229,877	984,074
Purchase of other financial assets	購買其他金融資產	(584,936)	(23,929)
Proceeds on redemption of other financial assets	贖回其他金融資產的所得款項	69,630	30,244
Interest received from other financial assets	自其他金融資產收取的利息	3,270	774
Withdrawal of bank deposits with original maturity over three months	提取原到期日三個月以上之銀行存款	326,379	-
Placement of bank deposits with original maturity over three months	存放原到期日三個月以上之銀行存款	(1,108,356)	-
Purchase of property, plant and equipment	購買物業、廠房及設備	(118,677)	(531,021)
Proceeds on disposals of property, plant and equipment	出售物業、廠房及設備所得款項	3,959	5,324
Payments for rental deposits	租賃按金付款	(4,302)	(13,247)
Collection of rental deposits	收取租賃按金	1,064	14,502
Purchase of other intangible assets	購買其他無形資產	(4,005)	(14,867)
Withdrawal of pledged bank deposits	撤回已質押銀行存款	-	2,483
Placement of pledged bank deposits	存放已質押銀行存款	-	(261)
<b>Net cash used in investing activities</b>	<b>投資活動所用現金淨額</b>	<b>(1,482,728)</b>	<b>(740,679)</b>

## Condensed Consolidated Statement of Cash Flows

### 簡明綜合現金流量表

For the six months ended June 30, 2023

截至2023年6月30日止六個月

For the six months  
ended June 30,  
截至6月30日止六個月

		2023 2023年 RMB'000 人民幣千元 (Unaudited) (未經審核)	2022 2022年 RMB'000 人民幣千元 (Unaudited) (未經審核)
<b>Financing activities</b>	<b>融資活動</b>		
Repayments of bank borrowings	償還銀行借款	(2,223,251)	(2,060,818)
Repayments of other borrowing	償還其他借款	(11,302)	(11,353)
New bank borrowings raised	新籌集銀行借款	736,932	1,198,800
Repayments of leases liabilities	償還租賃負債	(445,990)	(446,373)
Redemption of long term bonds	贖回長期債券	(6,422)	-
Interest paid	已付利息	(52,744)	(84,262)
Capital injection by non-controlling interests	非控股權益注資	315	-
Net cash used in financing activities	融資活動所用現金淨額	(2,002,462)	(1,404,006)
Net increase in cash and cash equivalents	現金及現金等價物增加淨額	1,449,181	448,937
Cash and cash equivalents at beginning of the period	期初現金及現金等價物	6,300,826	5,766,781
Effect of foreign exchange rate changes	匯率變動的影響	158,767	112,127
Cash and cash equivalents at end of the period	期末現金及現金等價物	7,908,774	6,327,845
Represented by:	指：		
Bank balances and cash	銀行結餘及現金	9,037,531	6,368,114
Less: Bank deposits with original maturity over three months	減：原到期日三個月以上之銀行存款	1,128,757	40,269
		7,908,774	6,327,845

# Notes to the Condensed Consolidated Financial Statements

## 簡明綜合財務報表附註

For the six months ended June 30, 2023

截至2023年6月30日止六個月



### 1. GENERAL INFORMATION AND BASIS OF PREPARATION

The Company was incorporated in the Cayman Islands as an exempted company with limited liability on July 14, 2015 under the Companies Law, Cap. 22 (Law 3 of 1961, as consolidated and revised) of the Cayman Islands. The address of the Company's registered office is Cricket Square, Hutchins Drive, PO Box 2681, Grand Cayman, KY1-1111 in Cayman Islands, and the address of the principal place of business is 7<sup>th</sup> Floor, No. 1 Building, No. 398 Yard, Zhongdong Road, Dongxiaokou Town, Changping District in Beijing, the People's Republic of China ("PRC"). The ultimate controlling parties are Mr. Zhang Yong and his spouse, namely Ms. Shu Ping (collectively the "Controlling Shareholders").

The shares of the Company have been listed on The Stock Exchange of Hong Kong Limited with effect from September 26, 2018.

The Company is an investment holding company. Its subsidiaries are engaged in restaurants operation, delivery business, sales of condiment products and food ingredients and others located in mainland China and Hong Kong, Macau and Taiwan regions.

Items included in the financial statements of each of the Group's entities are recorded using the currency of the primary economic environment in which the entity operates (the "functional currency"). These condensed consolidated financial statements are presented in Renminbi ("RMB"), which is also the functional currency of the Company and its subsidiaries in mainland China.

The condensed consolidated financial statements have been prepared in accordance with International Accounting Standard 34 "Interim Financial Reporting" ("IAS 34") issued by the International Accounting Standards Board ("IASB") as well as the applicable disclosure requirements of Appendix 16 to the Rules Governing the Listing of Securities on The Stock Exchange of Hong Kong Limited.

### 1. 一般資料及編製基準

本公司於2015年7月14日在開曼群島根據開曼群島1961年第3部法例(經綜合及修訂)第22章公司法註冊成立為獲豁免有限公司。本公司的開曼群島註冊辦事處地址為Cricket Square, Hutchins Drive, PO Box 2681, Grand Cayman, KY1-1111及主要營業地點地址為中華人民共和國(「中國」)北京市昌平區東小口鎮中東路398號院1號樓7樓。最終控制方為張勇先生及其配偶舒萍女士(統稱「控股股東」)。

本公司股份已自2018年9月26日起於香港聯合交易所有限公司上市。

本公司為投資控股公司。其附屬公司於中國大陸及港澳台地區從事餐廳經營、外賣業務、銷售調味品及食材以及其他業務。

計入本集團各實體財務報表的項目乃按相關實體經營所處的大體經濟環境的貨幣(「功能貨幣」)列賬。該等簡明綜合財務報表以本公司及其中國大陸附屬公司的功能貨幣人民幣(「人民幣」)呈列。

簡明綜合財務報表乃根據國際會計準則理事會(「國際會計準則理事會」)頒佈的國際會計準則第34號「中期財務報告」(「國際會計準則第34號」)，及《香港聯合交易所有限公司證券上市規則》附錄十六的適用披露規定編製而成。

## Notes to the Condensed Consolidated Financial Statements

### 簡明綜合財務報表附註

For the six months ended June 30, 2023

截至2023年6月30日止六個月

## 2. PRINCIPAL ACCOUNTING POLICIES

The condensed consolidated financial statements have been prepared on the historical cost basis except for certain financial instruments, which are measured at fair values, as appropriate.

Other than accounting policies resulting from application of new and amendments to International Financial Reporting Standards (“IFRSs”), the accounting policies and methods of computation used in the condensed consolidated financial statements for the six months ended June 30, 2023 are the same as those presented in the Group’s annual consolidated financial statements for the year ended December 31, 2022.

### Application of amendments to IFRSs

In the current interim period, the Group has applied the following new and amendments to IFRSs issued by the IASB, for the first time, which are mandatorily effective for the Group’s annual period beginning on January 1, 2023 for the preparation of the Group’s condensed consolidated financial statements:

IFRS 17 (including the June 2020 and December 2021 Amendments to IFRS 17) 國際財務報告準則第17號(包括2020年6月及2021年12月對國際財務報告準則第17號的修訂)	Insurance Contracts 保險合約
Amendments to IAS 1 and IFRS Practice Statement 2 國際會計準則第1號及國際財務報告準則實務報告第2號的修訂	Disclosure of Accounting Policies 會計政策披露
Amendments to IAS 8 國際會計準則第8號的修訂	Definition of Accounting Estimates 會計估計的定義
Amendments to IAS 12 國際會計準則第12號的修訂	Deferred Tax related to Assets and Liabilities arising from a Single Transaction 與單一交易產生之資產及負債相關之遞延稅項
Amendments to IAS 12 國際會計準則第12號的修訂	International Tax Reform – Pillar Two model Rules 國際稅收改革 – 支柱二立法模板

Except as described below, the application of the amendments to IFRSs in the current interim period has had no material impact on the Group’s financial positions and performance for the current and prior periods and/or on the disclosures set out in these condensed consolidated financial statements.

## 2. 主要會計政策

除若干金融工具按公允值計量外(如適用), 簡明綜合財務報表乃按歷史成本基準編製。

除因應用新訂及經修訂國際財務報告準則(「國際財務報告準則」)而導致的會計政策外, 編製截至2023年6月30日止六個月之簡明綜合財務報表所用之會計政策及計算方法與本集團截至2022年12月31日止年度之年度綜合財務報表所呈列者一致。

### 應用國際財務報告準則的修訂

於本中期期間, 本集團已首次應用由國際會計準則理事會頒佈且已於2023年1月1日開始之本集團年度期間強制生效的下列新訂及經修訂國際財務報告準則, 以編製本集團之簡明綜合財務報表:

除下文所述者外, 本中期期間應用國際財務報告準則的修訂對本集團於當期及過往期間之財務狀況及表現及/或該等簡明綜合財務報表所載之披露並無重大影響。

## Notes to the Condensed Consolidated Financial Statements

### 簡明綜合財務報表附註

For the six months ended June 30, 2023

截至2023年6月30日止六個月



## 2. PRINCIPAL ACCOUNTING POLICIES (Cont'd)

### 2.1 Impacts and changes in accounting policies on application of Amendments to IAS 12 *Deferred Tax related to Assets and Liabilities arising from a Single Transaction*

#### 2.1.1 Accounting policies

Deferred tax is recognized on temporary differences between the carrying amounts of assets and liabilities in the consolidated financial statements and the corresponding tax bases used in the computation of taxable profit. Deferred tax liabilities are generally recognized for all taxable temporary differences. Deferred tax assets are generally recognized for all deductible temporary differences to the extent that it is probable that taxable profits will be available against which those deductible temporary differences can be utilized. Such deferred tax assets and liabilities are not recognized if the temporary difference arises from the initial recognition (other than in a business combination) of assets and liabilities in a transaction that affects neither the taxable profit nor the accounting profit and at the time of the transaction does not give rise to equal taxable and deductible temporary differences. In addition, deferred tax liabilities are not recognized if the temporary difference arises from the initial recognition of goodwill.

For leasing transactions in which the tax deductions are attributable to the lease liabilities, and for provisions for decommissioning and restoration in which the tax deductions are attributable to ultimate costs incurred the Group applies IAS 12 requirements to the lease liabilities, the provisions for decommissioning and restoration and the related assets separately. The Group recognizes a deferred tax asset related to lease liabilities and provisions to the extent that it is probable that taxable profit will be available against which the deductible temporary difference can be utilized and a deferred tax liability for all taxable temporary differences.

## 2. 主要會計政策 (續)

### 2.1 應用國際會計準則第12號的修訂與單一交易產生之資產及負債相關之遞延稅項的影響及會計政策變動

#### 2.1.1 會計政策

遞延稅項就綜合財務報表內資產及負債賬面值與計算應課稅溢利所採用相應稅基的暫時差額而確認。遞延稅項負債一般就所有應課稅暫時差額確認。遞延稅項資產則一般在有可能出現應課稅溢利可用作抵銷可抵扣暫時差額的情況下就所有可抵扣暫時差額作確認。倘暫時差額因一項不會影響應課稅溢利或會計溢利及於交易時不會產生等額應課稅及可抵扣暫時差額的交易中的資產及負債獲初始確認(業務合併除外)而產生，則該等遞延稅項資產及負債將不予確認。此外，倘暫時差額產生自商譽的初始確認，則遞延稅項負債將不予確認。

就稅項扣減歸屬於租賃負債之租賃交易以及稅項扣減歸屬於所產生最終成本之拆遷及修復撥備而言，本集團將國際會計準則第12號之規定分別應用於租賃負債、拆遷及修復撥備及相關資產。本集團在有可能出現應課稅溢利可用作抵銷可抵扣暫時差額的情況下確認與租賃負債及撥備有關的遞延稅項資產，並就所有應課稅暫時差額確認遞延稅項負債。

**2. PRINCIPAL ACCOUNTING POLICIES (Cont'd)****2.1 Impacts and changes in accounting policies on application of Amendments to IAS 12 *Deferred Tax related to Assets and Liabilities arising from a Single Transaction* (Cont'd)****2.1.2 Transition and summary of effects**

As disclosed in the Group's annual financial statements for the year ended December 31, 2022, the Group previously applied the IAS 12 requirements to assets and liabilities arising from a single transaction as a whole and temporary differences relating to the relevant assets and liabilities were assessed on a net basis. Upon the application of the amendments, the Group assessed the relevant assets and liabilities separately. In accordance with the transition provision:

- (i) the Group has applied the new accounting policy retrospectively to leasing transactions and provisions for decommissioning and restoration that occurred on or after January 1, 2022;
- (ii) the Group also, as at January 1, 2022, recognized a deferred tax asset (to the extent that it is probable that taxable profit will be available against which the deductible temporary difference can be utilized) and a deferred tax liability for all deductible and taxable temporary difference associated with right-of-use-assets and lease liabilities and decommissioning and restoration and the corresponding amounts recognized as part of the cost of the related asset.

The application of the amendments has had no material impact on the Group's financial position and performance, except that the Group recognized the related deferred tax assets of RMB1,668,785,000 and deferred tax liabilities of RMB1,443,423,000 on a gross basis but it has no impact on the retained earnings at the earliest period presented.

**2. 主要會計政策 (續)****2.1 應用國際會計準則第12號的修訂與單一交易產生之資產及負債相關之遞延稅項的影響及會計政策變動 (續)****2.1.2 過渡及影響概要**

誠如本集團截至2022年12月31日止年度的年度財務報表所披露，本集團先前將國際會計準則第12號之規定整體應用於單一交易產生之資產及負債，而相關資產與相關負債之暫時差額以淨額基準評估。應用該等修訂後，本集團分別評估相關資產及負債。根據過渡規定：

- (i) 本集團已對2022年1月1日或之後發生的租賃交易以及拆遷及修復撥備追溯應用新會計政策；
- (ii) 本集團亦已於2022年1月1日就與使用權資產及租賃負債、拆遷及修復以及與之相對應確認為相關資產成本一部分的金額有關的所有可抵扣及應課稅暫時差額確認遞延稅項資產(在有可能出現應課稅溢利可用作抵銷可抵扣暫時差額的情況下)及遞延稅項負債。

應用該等修訂對本集團的財務狀況及表現並無重大影響，惟本集團按總額基準確認有關遞延稅項資產人民幣1,668,785,000元及遞延稅項負債人民幣1,443,423,000元，但對所呈列最早期間的保留盈利並無影響。

## Notes to the Condensed Consolidated Financial Statements

### 簡明綜合財務報表附註

For the six months ended June 30, 2023

截至2023年6月30日止六個月



## 2. PRINCIPAL ACCOUNTING POLICIES (Cont'd)

### 2.2 Impacts on application of Amendments to IAS 12 International Tax Reform – Pillar Two model Rules

IAS 12 is amended to add the exception to recognizing and disclosing information about deferred tax assets and liabilities that are related to tax law enacted or substantively enacted to implement the Pillar Two model rules published by the Organization for Economic Co-operation and Development (the “**Pillar Two legislation**”). The amendments require that entities shall apply the amendments immediately upon issuance. The amendments also require that entities shall disclose separately its current tax expense/income related to Pillar Two income taxes, and the qualitative and quantitative information about its exposure to Pillar Two income taxes in periods in which the Pillar Two legislation is enacted or substantially enacted but not yet in effect in annual reporting periods beginning on or after January 1, 2023.

The Group is yet to apply the temporary exception during the current interim period because the Group’s entities are operating in jurisdictions which the Pillar Two legislation has not yet been enacted or substantially enacted. The Group will disclose known or reasonably estimable information that helps users of financial statements to understand the Group’s exposure to Pillar Two income taxes in the Group’s annual consolidated financial statements in which the Pillar Two legislation has been enacted or substantially enacted and will disclose separately current tax expense/income related to Pillar Two income taxes when it is in effect.

## 2. 主要會計政策 (續)

### 2.2 應用國際會計準則第12號的修訂國際稅收改革 – 支柱二立法模板的影響

國際會計準則第12號進行修訂以加入與為實施經濟合作與發展組織發佈的支柱二立法模板(「支柱二立法」)而頒佈或實質上已頒佈的稅法有關的遞延稅項資產及負債的確認及資料披露的例外規定。修訂要求實體應於發佈後立即應用有關修訂。修訂亦要求實體應單獨披露其與支柱二所得稅相關的當期稅項開支／所得，以及實體應於2023年1月1日或之後開始的年度報告期披露在支柱二立法已頒佈或實質上已頒佈但尚未生效的期間面臨的支柱二所得稅風險的定性和定量資料。

本集團於本中期期間尚未應用暫時性的例外規定，原因是本集團的實體於支柱二立法尚未頒佈或實質頒佈的司法權區營運。本集團將在支柱二立法已頒佈或實質已頒佈的年度綜合財務報表中披露已知或能夠合理估計的資料，以幫助財務報表使用者了解本集團面臨的支柱二所得稅風險，並將於支柱二立法生效時單獨披露與支柱二所得稅相關的當期稅項開支／所得。

## Notes to the Condensed Consolidated Financial Statements

### 簡明綜合財務報表附註

For the six months ended June 30, 2023

截至2023年6月30日止六個月

### 3. REVENUE AND SEGMENT INFORMATION

During the six months ended June 30, 2023 and 2022, the Group's revenue which represents the amount received and receivable, net of discounts and sales related taxes, from the restaurant operation, delivery business, sales of condiment products and food ingredients and others, are as follows:

#### Continuing Operations

### 3. 收入及分部資料

截至2023年及2022年6月30日止六個月，本集團的收入（指餐廳業務、外賣業務、調味品及食材銷售以及其他業務的已收及應收款項，已扣除折扣及銷售相關稅項）如下：

#### 持續經營業務

		For the six months ended June 30, 截至6月30日止六個月	
		2023 2023年 RMB'000 人民幣千元 (Unaudited) (未經審核)	2022 2022年 RMB'000 人民幣千元 (Unaudited) (Restated) (經重述)
<b>Types of services or goods:</b>	<b>服務或商品種類：</b>		
Restaurant operation	餐廳業務	18,040,008	14,373,446
Delivery business	外賣業務	471,351	448,185
Sales of condiment products and food ingredients	調味品及食材銷售	370,229	321,631
Others	其他	4,266	12,210
<b>Total</b>	<b>總計</b>	<b>18,885,854</b>	<b>15,155,472</b>
<b>Timing of revenue recognition:</b>	<b>收入確認時間：</b>		
At a point in time	於某一時間點	18,885,854	15,155,472

Information reported to Ms. June Yang Lijuan, the chief executive officer of the Company, who is identified as the chief operating decision maker of the Company, in order to allocate resources and to assess performance, focuses on the operating results of the Group as a whole as the Group's resources are integrated and no discrete operating segment financial information is reviewed. Accordingly, no operating segment information is presented.

本公司就資源分配及績效評估而向本公司首席執行官楊利娟女士（被視為本公司主要營運決策者）報告的資料主要為本集團的整體經營業績，因為本集團的資源已整合且並無獨立的經營分部財務資料可供審閱。因此，並無呈列經營分部資料。



## Notes to the Condensed Consolidated Financial Statements

### 簡明綜合財務報表附註

For the six months ended June 30, 2023

截至2023年6月30日止六個月



### 3. REVENUE AND SEGMENT INFORMATION (Cont'd)

#### Continuing Operations (Cont'd)

No revenue from individual customer contributes over 10% of total revenue of the Group during the six months ended June 30, 2023 (six months ended June 30, 2022: Nil).

The following table set forth an analysis of the Group's revenue based on the location of the operations, and non-current assets based on the geographical location of the assets, from the continuing operations:

		Revenue 收入		Non-current assets (Note) 非流動資產 (附註)	
		For the six months ended June 30, 截至6月30日止六個月		As at 於	
		2023 2023年 RMB'000 人民幣千元 (Unaudited) (未經審核)	2022 2022年 RMB'000 人民幣千元 (Unaudited) (Restated) (經重述)	June 30, 2023 2023年 6月30日 RMB'000 人民幣千元 (Unaudited) (未經審核)	December 31, 2022 2022年 12月31日 RMB'000 人民幣千元 (Audited) (經審核)
Mainland China	中國大陸	18,182,298	14,684,545	7,999,072	9,240,470
Outside mainland China	中國大陸以外	703,556	470,927	631,603	716,705
Total	總計	18,885,854	15,155,472	8,630,675	9,957,175

Note:

Non-current assets have excluded financial assets at fair value through profit or loss ("FVTPL"), Financial assets at fair value through other comprehensive income ("FVTOCI"), other financial assets, rental deposits, security deposits for other borrowing and deferred tax assets.

### 3. 收入及分部資料 (續)

#### 持續經營業務 (續)

截至2023年6月30日止六個月，無個別客戶對本集團的總收入貢獻超過10% (截至2022年6月30日止六個月：零)。

下表載列本集團來自持續經營業務的基於經營地點的收入明細及基於資產的地理位置的非流動資產分析：

附註：

非流動資產不包括按公允值計入損益 (「按公允值計入損益」) 的金融資產、按公允值計入其他全面收益 (「按公允值計入其他全面收益」) 的金融資產、其他金融資產、租賃按金、其他借款的保證金及遞延稅項資產。

## Notes to the Condensed Consolidated Financial Statements

### 簡明綜合財務報表附註

For the six months ended June 30, 2023

截至2023年6月30日止六個月

#### 4. OTHER INCOME

#### 4. 其他收入

		For the six months ended June 30, 截至6月30日止六個月	
		2023 2023年 RMB'000 人民幣千元 (Unaudited) (未經審核)	2022 2022年 RMB'000 人民幣千元 (Unaudited) (未經審核) (Restated) (經重述)
<b>Continuing Operations</b>	<b>持續經營業務</b>		
Interest income on:	利息收入：		
- bank deposits	- 銀行存款	125,208	17,864
- rental deposits	- 租賃按金	4,485	3,553
- other financial assets	- 其他金融資產	3,429	-
		<b>133,122</b>	21,417
Government grants (Note i)	政府補助(附註i)	<b>33,578</b>	45,809
Additional tax deduction (Note ii)	稅項加計扣除(附註ii)	<b>158,657</b>	65,221
Others	其他	<b>71,622</b>	41,445
		<b>396,979</b>	173,892

#### Notes:

- The amounts represent the subsidies received from the local governments for the Group's business development. During the current interim period, the Group has not recognized any government grants in respect of Covid-19-related subsidies (six months ended June 30, 2022: RMB14,256,000 (Restated)). There were no unfulfilled conditions in the periods in which they were recognized.
- The amounts represent the additional input value added tax deduction, pursuant to the announcement of the Ministry of Finance, the State Administration of Taxation and the General Administration of Customs of the PRC, which came into effect from April 1, 2019 onwards.

#### 附註：

- 該款項指就本集團業務發展自各地政府收取的補助。於本中期期間，本集團並無就新冠肺炎疫情相關補助確認任何政府補助(截至2022年6月30日止六個月：人民幣14,256,000元(經重述))。於確認期間概無條件未獲達成。
- 根據中國財政部、國家稅務總局及海關總署自2019年4月1日起生效的公告，該款項指增值稅加計扣除。

## Notes to the Condensed Consolidated Financial Statements

### 簡明綜合財務報表附註

For the six months ended June 30, 2023

截至2023年6月30日止六個月



#### 5. OTHER EXPENSES

#### 5. 其他開支

For the six months  
ended June 30,  
截至6月30日止六個月

		2023 2023年 RMB'000 人民幣千元 (Unaudited) (未經審核)	2022 2022年 RMB'000 人民幣千元 (Unaudited) (未經審核) (Restated) (經重述)
<b>Continuing Operations</b>	<b>持續經營業務</b>		
Storage expenses	倉儲開支	169,836	150,496
Human resource and other consulting services expenses	人力資源及其他諮詢服務開支	148,362	144,987
Daily maintenance expenses	日常維護開支	125,113	106,544
Business development expenses	業務發展開支	83,836	56,794
Bank charges	銀行服務費	50,309	40,267
Other administrative expenses (Note)	其他行政開支(附註)	106,181	142,799
		<b>683,637</b>	<b>641,887</b>

Note:

Other administrative expenses mainly include expenses incurred on employee activities, commercial insurance, conference and other miscellaneous expenses, which individually are not material to the Group.

附註：

其他行政開支主要包括組織員工活動、商業保險、會議以及其他雜項所產生的開支，單獨而言對本集團並不重大。

## Notes to the Condensed Consolidated Financial Statements

### 簡明綜合財務報表附註

For the six months ended June 30, 2023

截至2023年6月30日止六個月

#### 6. OTHER GAINS AND LOSSES

#### 6. 其他收益及虧損

		For the six months ended June 30, 截至6月30日止六個月	
		2023 2023年 RMB'000 人民幣千元 (Unaudited) (未經審核)	2022 2022年 RMB'000 人民幣千元 (Unaudited) (未經審核) (Restated) (經重述)
<b>Continuing Operations</b>	<b>持續經營業務</b>		
Net impairment loss reversed (recognized) in respect of:	撥回(確認)的減值虧損淨額:		
– property, plant and equipment	– 物業、廠房及設備	6,795	(121,370)
– right-of-use assets	– 使用權資產	14,115	(39,979)
– interest in a joint venture	– 於一間合營企業的權益	(11,515)	–
		<b>9,395</b>	<b>(161,349)</b>
Expected credit loss on rental deposits	租賃按金的預期信貸虧損	(1,633)	–
Gain (loss) on disposal of property, plant and equipment and other intangible assets and termination of leases, net	出售物業、廠房及設備、其他無形資產以及終止租賃收益(虧損)淨額	1,987	(49,704)
Net foreign exchange gain	匯兌收益淨額	192,546	131,828
Net gain arising on financial assets at FVTPL	按公允值計入損益的金融資產產生的收益淨額	19,673	14,855
Others	其他	5,212	(4,546)
		<b>227,180</b>	<b>(68,916)</b>

## Notes to the Condensed Consolidated Financial Statements

### 簡明綜合財務報表附註

For the six months ended June 30, 2023

截至2023年6月30日止六個月



#### 7. FINANCE COSTS

#### 7. 財務成本

		For the six months ended June 30, 截至6月30日止六個月	
		2023 2023年 RMB'000 人民幣千元 (Unaudited) (未經審核)	2022 2022年 RMB'000 人民幣千元 (Unaudited) (Restated) (經重述)
<b>Continuing Operations</b>	持續經營業務		
Interests on lease liabilities	租賃負債利息	123,714	123,296
Interests on bank borrowings	銀行借款利息	33,890	36,857
Interests on long term bonds	長期債券利息	24,320	44,701
Interests on other borrowing	其他借款利息	756	1,328
Interests charge on unwinding of provision	解除貼現的利息開支	341	318
		<b>183,021</b>	<b>206,500</b>

#### 8. INCOME TAX EXPENSE

#### 8. 所得稅開支

		For the six months ended June 30, 截至6月30日止六個月	
		2023 2023年 RMB'000 人民幣千元 (Unaudited) (未經審核)	2022 2022年 RMB'000 人民幣千元 (Unaudited) (Restated) (經重述)
<b>Continuing Operations</b>	持續經營業務		
Current tax:	即期稅項：		
– current period	– 本期間		
– PRC Enterprise Income Tax (“EIT”)	– 中國企業所得稅 (「企業所得稅」)	420,437	123,487
– other jurisdictions	– 其他司法權區	96,022	35,469
		<b>516,459</b>	<b>158,956</b>
– over provision in prior period	– 過往期間超額撥備		
– PRC EIT	– 中國企業所得稅	(8,349)	(3,344)
		<b>508,110</b>	<b>155,612</b>
Deferred tax (Note 14)	遞延稅項(附註14)	46,820	(25,732)
		<b>554,930</b>	<b>129,880</b>

# Notes to the Condensed Consolidated Financial Statements

## 簡明綜合財務報表附註

For the six months ended June 30, 2023

截至2023年6月30日止六個月

### 8. INCOME TAX EXPENSE (Cont'd)

Under the Law of the EIT, withholding tax is imposed on dividends declared and paid to non-PRC resident in respect of profits earned by the PRC subsidiaries from January 1, 2008 onwards. As at June 30, 2023, a deferred tax liability of RMB96,000,000 (December 31, 2022: RMB96,000,000) has been recognized in respect of the undistributed earnings expected to be distributed in the foreseeable future with the tax rate of 5%.

### 9. PROFIT (LOSS) FOR THE PERIOD

The Group's profit (loss) for the period has been arrived at after charging (crediting):

### 8. 所得稅開支(續)

根據企業所得稅法，自2008年1月1日起就中國附屬公司所賺取的溢利向非中國居民所宣派及派付的股息徵收預扣稅。於2023年6月30日，本公司預期於可預見未來分派的未分派盈利按5%的稅率確認遞延稅項負債人民幣96,000,000元(2022年12月31日：人民幣96,000,000元)。

### 9. 期內溢利(虧損)

本集團期內溢利(虧損)經扣除(計入)以下計算：

		For the six months ended June 30, 截至6月30日止六個月	
		2023 2023年 RMB'000 人民幣千元 (Unaudited) (未經審核)	2022 2022年 RMB'000 人民幣千元 (Unaudited) (未經審核) (Restated) (經重述)
<b>Continuing Operations</b>	<b>持續經營業務</b>		
Depreciation of property, plant and equipment	物業、廠房及設備折舊	1,125,318	1,304,283
Depreciation of right-of-use assets	使用權資產折舊	362,147	372,080
Amortization of other intangible assets	其他無形資產攤銷	18,957	20,212
<b>Total depreciation and amortization</b>	<b>折舊及攤銷總額</b>	<b>1,506,422</b>	<b>1,696,575</b>
Property and equipment rentals	物業及設備租金		
– office premises and equipment (short-term leases)	– 辦公室物業及設備(短期租賃)	2,183	3,398
– restaurants	– 餐廳		
– Covid-19-related rent concessions	– 新冠肺炎疫情相關租金減免	–	(10,518)
– variable lease payments	– 可變租賃付款	41,297	27,282
		<b>41,297</b>	<b>16,764</b>
Property management services and other rental related expenses	物業管理服務及其他租金相關開支	156,905	149,073
<b>Total rentals and related expenses</b>	<b>租金總額及相關開支</b>	<b>200,385</b>	<b>169,235</b>
Directors' emoluments	董事薪酬	44,458	12,765
Other staff costs:	其他員工成本：		
Salaries and other allowance	薪金及其他津貼	4,752,725	4,029,103
Employee welfare	員工福利	437,106	578,274
Retirement benefit contribution	退休福利供款	534,974	691,080
<b>Total staff costs</b>	<b>員工成本總額</b>	<b>5,769,263</b>	<b>5,311,222</b>

## Notes to the Condensed Consolidated Financial Statements

### 簡明綜合財務報表附註

For the six months ended June 30, 2023

截至2023年6月30日止六個月



#### 10. DISCONTINUED OPERATIONS

Super Hi International Holding Ltd. (the “Super Hi”) and its subsidiaries (collectively referred to as “Super Hi Group”) ceased to be subsidiaries of the Company upon the distribution of Super Hi’ shares to the owners of the Company on December 30, 2022 by way of distribution in specie (the “Spin-off”). Upon completion of the distribution in specie, Super Hi has become a fellow subsidiary of the Company and both the Company and Super Hi are ultimately controlled by the Controlling Shareholders before and after the distribution.

The comparative figures in the condensed consolidated statement of profit or loss have been restated to represent the operations of Super Hi Group as discontinued operations. The loss for the six months ended June 30, 2022 from the discontinued operations carried out by Super Hi Group is set out below.

The summarized financial information of Super Hi Group presented below represents the amounts after the intra-group elimination. During the six months ended June 30, 2022, the Group recognized interest income of RMB25,098,000 regarding the amounts due from Super Hi Group. To better portray the results of the continuing operations after the Spin-off, above interest income was eliminated within continuing operations and the corresponding interest expenses were eliminated within discontinued operations.

#### 10. 已終止經營業務

於2022年12月30日以實物分派方式向本公司擁有人分派特海國際控股有限公司(「特海」)股份(「分拆」)後，特海及其附屬公司(統稱「特海集團」)不再為本公司的附屬公司。於實物分派完成後，特海成為本公司的同系附屬公司，而本公司及特海於分派前後均由控股股東最終控制。

簡明綜合損益表中的比較數字已重述以將特海集團的業務呈列為已終止經營業務。截至2022年6月30日止六個月，特海集團進行的已終止經營業務產生的虧損載列如下。

下文呈列的特海集團財務資料概要為集團內部抵銷後的金額。截至2022年6月30日止六個月，本集團就應收特海集團款項確認利息收入人民幣25,098,000元。為更好地反映分拆後持續經營業務的業績，上述利息收入已於持續經營業務中抵銷，而相應的利息開支已於已終止經營業務中抵銷。

## Notes to the Condensed Consolidated Financial Statements

### 簡明綜合財務報表附註

For the six months ended June 30, 2023

截至2023年6月30日止六個月

#### 10. DISCONTINUED OPERATIONS (Cont'd)

#### 10. 已終止經營業務(續)

		For the six months ended June 30, 2022 截至2022年 6月30日止六個月 RMB'000 人民幣千元 (Unaudited) (未經審核)
Revenue	收入	1,608,662
Other income	其他收入	34,435
Raw materials and consumables used	原材料及易耗品成本	(567,068)
Staff costs	員工成本	(591,938)
Rentals and related expenses	租金及相關開支	(36,716)
Utilities expenses	水電開支	(57,947)
Depreciation and amortization	折舊及攤銷	(218,099)
Listing expenses	上市開支	(21,838)
Travelling and communication expenses	差旅及通訊開支	(15,563)
Other expenses	其他開支	(147,412)
Other gains and losses	其他收益及虧損	(269,730)
Finance costs	財務成本	(30,025)
Loss before tax	除稅前虧損	(313,239)
Income tax expense	所得稅開支	(26,291)
Loss for the period	期內虧損	(339,530)

During the six months ended June 30, 2022, Super Hi Group contributed RMB200,129,000 to the Group's net operating cash inflows, received RMB79,254,000 in respect of investing activities and paid RMB138,811,000 in respect of financing activities.

截至2022年6月30日止六個月，特海集團為本集團的經營現金流入淨額貢獻人民幣200,129,000元，就投資活動收到人民幣79,254,000元及就融資活動支付人民幣138,811,000元。



## Notes to the Condensed Consolidated Financial Statements

### 簡明綜合財務報表附註



#### 11. DIVIDENDS

		For the six months ended June 30, 截至6月30日止六個月	
		2023 2023年 RMB'000 人民幣千元 (Unaudited) (未經審核)	2022 2022年 RMB'000 人民幣千元 (Unaudited) (未經審核)
Dividends recognized as distributions during the period	期內確認為分派的股息	570,479	-

On March 30, 2023, a final dividend of Hong Kong Dollar (“HKD”) 0.116 (equivalent to RMB0.105) per share with a total amount of HKD628,488,926 (equivalent to RMB570,479,000) was declared to shareholders for the year ended December 31, 2022 by the Company out of share premium. The dividend was paid in July 2023.

於2023年3月30日，本公司自股份溢價向股東宣派截至2022年12月31日止年度的末期股息每股0.116港元（「港元」）（相當於人民幣0.105元），總額達628,488,926港元（相當於人民幣570,479,000元）。該股息已於2023年7月派付。

#### 12. EARNINGS (LOSS) PER SHARE

##### From continuing and discontinued operations

The calculation of the basic and diluted earnings (loss) per share from continuing and discontinued operations attributable to the owners of the Company is based on the following data:

#### 12. 每股盈利（虧損）

##### 來自持續經營及已終止經營業務

本公司擁有人應佔來自持續經營及已終止經營業務的每股基本及攤薄盈利（虧損）乃根據以下數據計算：

		For the six months ended June 30, 截至6月30日止六個月	
		2023 2023年 RMB'000 人民幣千元 (Unaudited) (未經審核)	2022 2022年 RMB'000 人民幣千元 (Unaudited) (未經審核)
Earnings (loss) for the purpose of basic earnings (loss) per share	用於計算每股基本盈利（虧損）的盈利（虧損）	2,258,052	(266,258)

## Notes to the Condensed Consolidated Financial Statements

### 簡明綜合財務報表附註

#### 12. EARNINGS (LOSS) PER SHARE (Cont'd)

##### From continuing and discontinued operations (Cont'd)

		For the six months ended June 30, 截至6月30日止六個月	
		2023 2023年 '000 千股	2022 2022年 '000 千股
Weighted average number of ordinary shares for the purpose of calculating earnings (loss) per share	用於計算每股盈利(虧損)的普通股加權平均數	5,415,000	5,415,000

No diluted earnings (loss) per share for the six months ended June 30, 2023 and 2022 were calculated as there were no potential ordinary shares in issue for the six months ended June 30, 2023 and 2022.

##### For continuing operations

The calculation of the basic and diluted earnings per share from continuing operations attributable to the owners of the Company is based on the following data:

#### 12. 每股盈利(虧損)(續)

來自持續經營及已終止經營業務(續)

		For the six months ended June 30, 截至6月30日止六個月	
		2023 2023年 '000 千股	2022 2022年 '000 千股
Weighted average number of ordinary shares for the purpose of calculating earnings (loss) per share	用於計算每股盈利(虧損)的普通股加權平均數	5,415,000	5,415,000

由於截至2023年及2022年6月30日止六個月並無已發行潛在普通股，故並無計算截至2023年及2022年6月30日止六個月的每股攤薄盈利(虧損)。

##### 對於持續經營業務

本公司擁有人應佔來自持續經營業務的每股基本及攤薄盈利乃根據以下數據計算：

		For the six months ended June 30, 截至6月30日止六個月	
		2023 2023年 RMB'000 人民幣千元 (Unaudited) (未經審核)	2022 2022年 RMB'000 人民幣千元 (Unaudited) (未經審核) (Restated) (經重述)
Profit (loss) for the period attributable to the owners of the Company	本公司擁有人應佔期內溢利(虧損)	2,258,052	(266,258)
Less:	減：		
Loss for the period from discontinued operations	來自已終止經營業務的期內虧損	-	(339,530)
Earnings for the purpose of basic earnings per share from continuing operations	用於計算來自持續經營業務的每股基本盈利的盈利	2,258,052	73,272

## Notes to the Condensed Consolidated Financial Statements

### 簡明綜合財務報表附註



#### 12. EARNINGS (LOSS) PER SHARE (Cont'd)

##### For continuing operations (Cont'd)

The denominators used are the same as those set out above for both basic and diluted earnings (loss) per share.

##### From discontinued operations

Both basic and diluted loss per share for the discontinued operations is RMB0.06 per share for the six months ended June 30, 2022, based on the loss for the period from the discontinued operations of approximately RMB339,530,000 and the denominators set out above for both basic and diluted earnings (loss) per share.

#### 13. PROPERTY, PLANT AND EQUIPMENT AND RIGHT-OF-USE ASSETS

During the current interim period, the Group purchased property, plant and equipment amounting to RMB91,044,000 (six months ended June 30, 2022: RMB308,871,000), consisting of leasehold improvement, machinery, transportation equipment, furniture and fixtures and construction in progress.

As at June 30, 2023, transportation equipment with net book value of approximately RMB122,960,000 (December 31, 2022: RMB126,678,000) has been pledged as collaterals for other borrowings.

#### 12. 每股盈利(虧損)(續)

##### 對於持續經營業務(續)

每股基本及攤薄盈利(虧損)所用分母與上文所載者相同。

##### 來自已終止經營業務

按已終止經營業務的期內虧損約人民幣339,530,000元及上文所載列的每股基本及攤薄盈利(虧損)的分母計算,已終止經營業務於截至2022年6月30日止六個月的每股基本及攤薄虧損均為每股人民幣0.06元。

#### 13. 物業、廠房及設備以及使用權資產

於本中期期間,本集團購置物業、廠房及設備人民幣91,044,000元(截至2022年6月30日止六個月:人民幣308,871,000元),包括租賃物業裝修、機器、運輸設備、傢俱及裝置以及在建工程。

於2023年6月30日,賬面淨值約為人民幣122,960,000元(2022年12月31日:人民幣126,678,000元)的運輸設備已抵押作為其他借款的擔保。

### 13. PROPERTY, PLANT AND EQUIPMENT AND RIGHT-OF-USE ASSETS (Cont'd)

During the current interim period, the Group entered into several new lease agreements for the use of restaurant operation and office with lease terms ranged from 1 to 10 years. The Group is required to make fixed-term payments with predetermined annual incremental rental adjustments. On lease commencement, the Group recognized right-of-use assets of RMB145,693,000 (six months ended June 30, 2022: RMB227,366,000) and lease liabilities of RMB144,600,000 (six months ended June 30, 2022: RMB224,899,000).

#### Impairment assessment

In view of the unsatisfied performance and unfavorable future prospects of some restaurants, the management of the Group concluded there were impairment indications for these restaurants. As at June 30, 2023, the management of the Group also noticed that some restaurants achieved significant improvement in their operations as a result of the optimization of the internal management and the recovery of consumer and catering business in the PRC, and concluded that there were indications that the impairment losses recognized in prior years for the relevant restaurants may no longer exist or may have decreased. The Group estimated the recoverable amounts of above restaurants cash generating units (“CGUs”) to which the asset belongs when it is not possible to estimate the recoverable amounts individually, including allocation of corporate assets when reasonable and consistent basis can be established.

### 13. 物業、廠房及設備以及使用權資產 (續)

於本中期期間，本集團簽訂若干新租賃協議，以獲取餐廳經營及辦公場所1至10年租期的使用權。本集團須進行定期付款，未來年度的租金調整已事先約定。於租賃開始時，本集團確認使用權資產人民幣145,693,000元（截至2022年6月30日止六個月：人民幣227,366,000元）及租賃負債人民幣144,600,000元（截至2022年6月30日止六個月：人民幣224,899,000元）。

#### 減值評估

鑒於部分餐廳表現欠佳及未來前景不佳，本集團管理層認為該等餐廳存在減值跡象。於2023年6月30日，本集團管理層亦注意到，由於內部管理優化及中國消費及餐飲業復甦，部分餐廳的經營取得顯著改善，從而認為有跡象表明相關餐廳於過往年度確認的減值虧損可能不再存在或可能已減少。倘無法個別估計可收回金額，本集團估計該類資產所屬的上述餐廳現金產生單位（「現金產生單位」）的可收回金額，包括於能夠建立合理一致基礎時對公司資產進行分配。

## Notes to the Condensed Consolidated Financial Statements

### 簡明綜合財務報表附註



#### 13. PROPERTY, PLANT AND EQUIPMENT AND RIGHT-OF-USE ASSETS (Cont'd)

##### Impairment assessment (Cont'd)

The recoverable amounts of CGUs from continuing operations have been determined based on value in use calculation. That calculation used discounted cash flow projections based on financial budgets approved by the management of the Group covering the following 1 to 5 years with pre-tax discount rates ranging from 9.3% to 28.1% as at June 30, 2023 (June 30, 2022: 8.0% to 22.4% (Restated)), which varies in restaurants operated in different regions. For those CGUs with remaining lease terms more than 5 years, cash flows beyond the 5-year period (June 30, 2022: 5-year (Restated)) are extrapolated using a steady 0% to 3% growth rate (June 30, 2022: 0% to 3% (Restated)). Other key assumptions for the value in use calculations related to the estimation of cash inflows/outflows included revenue growth rate and average percentage of costs and operating expenses of revenue for the forecast periods, which are based on the CGUs' past performance and the management's expectations for the market development.

#### 13. 物業、廠房及設備以及使用權資產 (續)

##### 減值評估 (續)

來自持續經營業務的現金產生單位的可收回金額乃根據使用價值計算釐定。該項計算使用貼現現金流量預測，乃基於本集團管理層批准的涵蓋未來1至5年的財務預算，稅前貼現率於2023年6月30日介乎9.3%至28.1%（2022年6月30日：8.0%至22.4%（經重述）），貼現率在不同地區經營餐廳有所不同。就剩餘租期超過5年的該等現金產生單位而言，超出5年期（2022年6月30日：5年（經重述））的現金流量乃採用穩定增長率0%至3%（2022年6月30日：0%至3%（經重述））推算。其他使用價值計算的主要假設與現金流入／流出的估計有關，當中包括收益增長率及於預測期內成本及收入經營開支的平均百分比，有關估計乃基於現金產生單位的過往表現及管理層對市場發展的預期。

### 13. PROPERTY, PLANT AND EQUIPMENT AND RIGHT-OF-USE ASSETS (Cont'd)

#### Impairment assessment (Cont'd)

Based on the results of the assessments, the management of the Group determined that: (1) the recoverable amounts of certain CGUs are lower than the carrying amounts. The impairment loss has been allocated to each category of property, plant and equipment and right-of-use assets, such that the carrying amount of each category of asset is not reduced below the highest of its fair value less cost of disposal, its value in use and zero; and (2) the recoverable amounts of certain CGUs are higher than their carrying amounts. The reversal of impairment loss for the CGUs has been allocated to each category of property, plant and equipment and right-of-use assets, such that the carrying amount of each category of asset is not increased above its recoverable amount (if determinable) and the carrying amount that would have been determined had no impairment loss been recognized for the asset in prior periods. Based on the value in use calculation and the allocation, impairment loss of RMB24,048,000 (June 30, 2022: RMB121,370,000 (Restated)) and RMB7,267,000 (June 30, 2022: RMB39,979,000 (Restated)) before netting off the reversal of impairment loss of RMB30,843,000 (June 30, 2022: Nil (Restated)) and RMB21,382,000 (June 30, 2022: Nil (Restated)), has been recognized against the carrying amount of property, plant and equipment and right-of-use assets from continuing operations, respectively.

### 13. 物業、廠房及設備以及使用權資產 (續)

#### 減值評估 (續)

根據評估的結果，本集團管理層認為：(1)若干現金產生單位的可收回金額低於其賬面值。減值虧損已分配至各類物業、廠房及設備以及使用權資產，以致各類資產的賬面值不會減至低於其公允值減去處置成本、使用價值及零的最高者；及(2)若干現金產生單位的可收回金額高於其賬面值。現金產生單位的減值虧損撥回已分配至各類物業、廠房及設備以及使用權資產，以致各類資產的賬面值不會增至高於其可收回金額（尚可釐定）及假設過往期間並無就該項資產確認減值虧損時原應釐定的賬面值。根據使用價值計算及分配，已就來自持續經營業務的物業、廠房及設備以及使用權資產的賬面值分別確認經扣除減值虧損撥回人民幣30,843,000元（2022年6月30日：無（經重述））及人民幣21,382,000元（2022年6月30日：無（經重述））前的減值虧損人民幣24,048,000元（2022年6月30日：人民幣121,370,000元（經重述））及人民幣7,267,000元（2022年6月30日：人民幣39,979,000元（經重述））。

## Notes to the Condensed Consolidated Financial Statements

### 簡明綜合財務報表附註



#### 14. DEFERRED TAX ASSETS/LIABILITIES

For the purpose of presentation in the condensed consolidated statement of financial position, certain deferred tax assets and liabilities have been offset. The following is the analysis of the deferred tax balances for financial reporting purposes:

#### 14. 遞延稅項資產／負債

為呈列於簡明綜合財務狀況表，若干遞延稅項資產及負債已予抵銷。遞延稅項結餘分析如下，供財務申報之用：

		As at June 30, 2023 於2023年 6月30日 RMB'000 人民幣千元 (Unaudited) (未經審核)	As at December 31, 2022 於2022年 12月31日 RMB'000 人民幣千元 (Audited) (經審核) (Restated) (經重述)
Deferred tax assets	遞延稅項資產	1,387,717	1,496,006
Deferred tax liabilities	遞延稅項負債	(991,129)	(1,052,580)
		396,588	443,426

## Notes to the Condensed Consolidated Financial Statements

## 簡明綜合財務報表附註

## 14. DEFERRED TAX ASSETS/LIABILITIES (Cont'd)

The followings represent the major deferred tax assets and liabilities recognized and movements thereon during the current and preceding interim periods:

## 14. 遞延稅項資產／負債(續)

下表為於本中期期間及過往中期期間確認的主要遞延稅項資產及負債及其變動：

		Customer loyalty scheme	Undistributable profits of subsidiaries	Tax losses	Right-of-use assets	Lease liabilities	Provisions	Right-of-use assets, lease liabilities and provisions, net	Others	Total
		會員積分計劃	附屬公司的未分派溢利	稅項虧損	使用權資產	租賃負債	撥備	租賃負債及撥備淨額	其他	總計
		RMB'000	RMB'000	RMB'000	RMB'000	RMB'000	RMB'000	RMB'000	RMB'000	RMB'000
		人民幣千元	人民幣千元	人民幣千元	人民幣千元	人民幣千元	人民幣千元	人民幣千元	人民幣千元	人民幣千元
At January 1, 2022 (Audited)	於2022年1月1日(經審核)	151,908	-	107,283	-	-	-	225,362	10,394	494,947
Adjustments (Note 2)	調整(附註2)	-	-	-	(1,443,423)	1,667,569	1,216	(225,362)	-	-
At January 1, 2022 (Restated)	於2022年1月1日(經重述)	151,908	-	107,283	(1,443,423)	1,667,569	1,216	-	10,394	494,947
Credit/(charge) to profit or loss from continuing operations (Note 8)	自持續經營業務於損益計入/(扣除)(附註8)	7,662	-	22,828	98,762	(132,093)	122	-	28,451	25,732
Credit/(charge) to profit or loss from discontinued operations	自己終止經營業務於損益計入/(扣除)	-	-	-	33,213	(34,089)	-	-	(1,019)	(1,895)
Exchange adjustments	匯兌調整	4	-	-	1,370	(1,338)	-	-	(99)	(63)
At June 30, 2022 (Unaudited) (Restated)	於2022年6月30日(未經審核)(經重述)	159,574	-	130,111	(1,310,078)	1,500,049	1,338	-	37,727	518,721
Credit/(charge) to profit or loss from continuing operations	自持續經營業務於損益計入/(扣除)	4,388	(96,000)	(58,535)	63,980	(20,872)	12	-	24,778	(82,249)
Credit/(charge) to profit or loss from discontinued operations	自己終止經營業務於損益計入/(扣除)	-	-	6,894	(56,927)	53,965	-	-	(9,776)	(5,844)
Acquisition of a subsidiary	收購一間附屬公司	-	-	-	-	-	-	-	(3,064)	(3,064)
Distribution in specie	實物分派	-	-	(7,401)	355,940	(344,992)	-	-	14,506	18,053
Exchange adjustments	匯兌調整	(4)	-	374	(2,193)	739	-	-	(1,107)	(2,191)
At December 31, 2022 (Audited) (Restated)	於2022年12月31日(經審核)(經重述)	163,958	(96,000)	71,443	(949,278)	1,188,889	1,350	-	63,064	443,426
Credit/(charge) to profit or loss from continuing operations (Note 8)	自持續經營業務於損益計入/(扣除)(附註8)	5,708	-	(61,406)	63,012	(80,337)	58	-	26,145	(46,820)
Exchange adjustments	匯兌調整	-	-	-	-	-	-	-	(18)	(18)
At June 30, 2023 (Unaudited)	於2023年6月30日(未經審核)	169,666	(96,000)	10,037	(886,266)	1,108,552	1,408	-	89,191	396,588



## Notes to the Condensed Consolidated Financial Statements

### 簡明綜合財務報表附註



#### 14. DEFERRED TAX ASSETS/LIABILITIES (Cont'd)

As at June 30, 2023, the Group has unused tax losses of RMB2,236,113,000 (December 31, 2022: RMB2,727,593,000) available for offset against future profits. As at June 30, 2023, a deferred tax asset RMB10,037,000 (December 31, 2022: RMB71,443,000) in respect of tax losses of RMB40,149,000 (December 31, 2023: RMB285,771,000) has been recognized, no deferred tax asset has been recognized in respect of the remaining tax losses due to the unpredictability of future profit streams. Included in unrecognized tax losses are losses of RMB1,568,730,000 (December 31, 2022: RMB1,861,903,000) that will expire in 2023 to 2038 (December 31, 2022: 2022 to 2037). Other tax losses may be carried forward indefinitely.

As at June 30, 2023, no deferred tax assets has been recognized in respect of the deductible temporary differences of RMB676,927,000 (December 31, 2022: RMB921,367,000) as it is not probable that taxable profit will be available against which the deductible temporary differences can be utilized.

#### 14. 遞延稅項資產／負債(續)

於2023年6月30日，本集團擁有未動用稅項虧損人民幣2,236,113,000元(2022年12月31日：人民幣2,727,593,000元)可供抵銷未來溢利。於2023年6月30日，我們已就稅項虧損人民幣40,149,000元(2022年12月31日：人民幣285,771,000元)確認遞延稅項資產人民幣10,037,000元(2022年12月31日：人民幣71,443,000元)。由於不可預測之日後溢利趨勢，我們未就餘下稅項虧損確認遞延稅項資產。未確認稅項虧損包括將於2023年至2038年到期(2022年12月31日：2022年至2037年到期)的虧損人民幣1,568,730,000元(2022年12月31日：人民幣1,861,903,000元)。其他稅項虧損可無限期結轉。

於2023年6月30日，由於不太可能獲得用於抵扣可抵扣暫時差額的應課稅溢利，因此並無就該可抵扣暫時差額人民幣676,927,000元(2022年12月31日：人民幣921,367,000元)確認遞延稅項資產。

## 15. OTHER FINANCIAL ASSETS

## 15. 其他金融資產

		As at June 30, 2023 於2023年 6月30日 RMB'000 人民幣千元 (Unaudited) (未經審核)	As at December 31, 2022 於2022年 12月31日 RMB'000 人民幣千元 (Audited) (經審核)
Certificates of deposit issued by banks (Note i)	由銀行發行的存款證 (附註i)	320,000	-
Callable fixed rate notes issued by a bank (Note ii)	由一間銀行發行的可贖回 固定利率票據 (附註ii)	220,242	-
Other debt instruments at amortized cost (Note iii)	以攤餘成本計量的其他債務 工具 (附註iii)	132,134	157,457
<b>Total</b>	<b>總計</b>	<b>672,376</b>	<b>157,457</b>
Analyzed as:	分析為：		
Non-current	非即期	391,865	147,147
Current	即期	280,511	10,310
		<b>672,376</b>	<b>157,457</b>

## Notes:

- i. As at June 30, 2023, certificates of deposit issued by banks, which were measured at amortized cost, carried fixed interest rates at 1.84% to 3.50% per annum and were with original maturity mainly of 18 to 36 months.
- ii. As at June 30, 2023, callable fixed rate notes issued by a bank (the "Issuer"), which were measured at amortized cost, carried fixed interest rates at 5.37% to 5.70% per annum and were with original maturity of 6 to 12 months. Such callable fixed rate notes can be prepaid, in whole but not in part, by the Issuer at an amount equal to the principal of the notes plus any accrued interest on the predetermined redemption dates.
- iii. As at June 30, 2023, other debt instruments at amortized cost represented United States of America government treasury bill and corporate bonds, with original maturity of 8.5 to 60 months (December 31, 2022: 6 to 60 months) and carrying fixed coupon interest rate at Nil to 5.63% (December 31, 2022: Nil to 5.63%) per annum.

## 附註：

- i. 於2023年6月30日，銀行發行的存款證按攤餘成本計量，按固定年利率1.84%至3.50%計息，原到期日主要為18至36個月。
- ii. 於2023年6月30日，一間銀行（「發行人」）發行的可贖回固定利率票據按攤餘成本計量，按固定年利率5.37%至5.70%計息，原到期日為6至12個月。有關可贖回固定利率票據可由發行人按相等於票據本金加預設贖回日期的任何應計利息的金額進行全部而非部分提前贖回。
- iii. 於2023年6月30日，其他按攤餘成本計量的債務工具指原到期日為8.5至60個月（2022年12月31日：6至60個月）且按固定票面年利率零至5.63%（2022年12月31日：零至5.63%）計息的美國國庫券及公司債券。

## Notes to the Condensed Consolidated Financial Statements

### 簡明綜合財務報表附註



#### 16. TRADE AND OTHER RECEIVABLES AND PREPAYMENTS

#### 16. 貿易及其他應收款項及預付款項

		As at June 30, 2023 於2023年 6月30日 RMB'000 人民幣千元 (Unaudited) (未經審核)	As at December 31, 2022 於2022年 12月31日 RMB'000 人民幣千元 (Audited) (經審核)
Trade receivables	貿易應收款項	251,069	306,856
Other receivables and prepayments:	其他應收款項及預付款項：		
Loans to employees (Note)	給予員工的貸款(附註)	32,250	22,483
Prepayment to suppliers	向供應商預付款項	634,174	530,874
Prepaid operating expenses	預付經營開支	256,814	318,164
Input value-added tax recoverable	可收回進項增值稅	474,814	595,003
Interest receivable	應收利息	1,272	1,906
Others	其他	163,108	181,346
Subtotal	小計	1,562,432	1,649,776
Total trade and other receivables and prepayments	貿易及其他應收款項及預付款項總額	1,813,501	1,956,632

Note:

Loans to employees are non-interest bearing and principally repayable within 12 months. The amounts were secured by certain assets pledged by the employees or guaranteed by other employees.

Majority of trade receivables are due from payment platforms and are normally settled within 30 days. Trade receivables are aged within 30 days based on the date of rendering of services. There were no past due trade receivables.

附註：

給予員工的貸款為不計利息且主要於12個月內償還。該等款項由員工抵押的若干資產或其他員工所擔保。

大多數貿易應收款項為應收支付平台的款項，通常須於30天內結付。根據提供服務的日期，貿易應收款項的賬齡為30天內。並無已逾期貿易應收款項。

## Notes to the Condensed Consolidated Financial Statements

## 簡明綜合財務報表附註

## 17. FINANCIAL ASSETS AT FAIR VALUE THROUGH PROFIT OR LOSS

## 17. 按公允值計入損益的金融資產

		As at June 30, 2023 於2023年 6月30日 RMB'000 人民幣千元 (Unaudited) (未經審核)	As at December 31, 2022 於2022年 12月31日 RMB'000 人民幣千元 (Audited) (經審核)
Financial products issued by banks	由銀行發行的金融產品	–	10,000
Unquoted equity shares (Note i)	無報價權益股份(附註i)	13,704	13,209
Private fund investments (Note ii)	私募基金投資(附註ii)	548,782	398,458
<b>Total</b>	<b>總計</b>	<b>562,486</b>	<b>421,667</b>
Analyzed as:	分析為：		
Non-current	非即期	13,704	13,209
Current	即期	548,782	408,458
		<b>562,486</b>	<b>421,667</b>

## Notes:

- i. As at June 30, 2023 and December 31, 2022, the investment in unquoted equity shares represents the unquoted equity interests in a company incorporated in Australia, in which the equity interest held by the Group is less than 1%.
- ii. As at June 30, 2023 and December 31, 2022, the private fund investments represent investments in private equity investment funds initiated by asset management corporations.

## 附註：

- i. 於2023年6月30日及2022年12月31日，於無報價權益股份的投資即一家在澳大利亞註冊成立的公司之無報價股權，本集團於該公司持有的股權不到1%。
- ii. 於2023年6月30日及2022年12月31日，私募基金投資即投資於資產管理公司發起的私募股權投資基金。

## Notes to the Condensed Consolidated Financial Statements

### 簡明綜合財務報表附註



#### 18. TRADE PAYABLES

Trade payables are non-interest bearing and the majority are with a credit term of 30-60 days. An aged analysis of the Group's trade payables, as at the end of the reporting period, based on the invoice date, is as follows:

		<b>As at June 30, 2023</b>	As at December 31, 2022
		於2023年 6月30日	於2022年 12月31日
		<b>RMB'000</b>	RMB'000
		<b>(Unaudited)</b>	(Audited)
		(未經審核)	(經審核)
Within 60 days	60日內	<b>1,712,426</b>	1,204,254
61 to 180 days	61日至180日	<b>89,325</b>	74,499
More than 181 days	181日以上	<b>54,182</b>	42,247
		<b>1,855,933</b>	1,321,000

#### 19. OTHER PAYABLES

		<b>As at June 30, 2023</b>	As at December 31, 2022
		於2023年 6月30日	於2022年 12月31日
		<b>RMB'000</b>	RMB'000
		<b>(Unaudited)</b>	(Audited)
		(未經審核)	(經審核)
Staff costs payable	員工成本應付款項	<b>1,508,705</b>	1,154,981
Other taxes payables	其他應付稅項	<b>193,793</b>	177,325
Deposits from suppliers	供應商按金	<b>19,744</b>	12,846
Renovation fee payables	應付裝修費	<b>58,814</b>	86,447
Others	其他	<b>69,160</b>	44,936
		<b>1,850,216</b>	1,476,535

#### 18. 貿易應付款項

貿易應付款項不計息，大多數的信貨期在30至60日內。於報告期末，基於發票日期的本集團貿易應付款項的賬齡分析如下：

#### 19. 其他應付款項

## 20. LONG TERM BONDS

The carrying amounts of long term bonds are repayable:

		<b>As at June 30, 2023</b>	As at December 31, 2022
		於2023年 6月30日 RMB'000	於2022年 12月31日 RMB'000
		<b>(Unaudited)</b>	(Audited)
		(未經審核)	(經審核)
Within one year	一年內	<b>45,058</b>	42,365
Within a period of more than one year but not exceeding two years	為期超過一年但不超過兩年	<b>44,499</b>	43,377
Within a period of more than two years but not exceeding five years	為期超過兩年但不超過五年	<b>2,049,123</b>	2,002,565
		<b>2,138,680</b>	2,088,307
Less: Amounts due within one year shown under current liabilities	減：列作流動負債於一年內到期的金額	<b>45,058</b>	42,365
Amounts shown under non-current liabilities	列作非流動負債的金額	<b>2,093,622</b>	2,045,942

Note:

As at June 30, 2023, long term bonds with the principle amounts of USD296,980,000 (December 31, 2022: USD297,980,000) will mature on January 14, 2026 with an interest rate of 2.15% per annum.

## 20. 長期債券

長期債券須於以下期限償還的賬面值：

		<b>As at June 30, 2023</b>	As at December 31, 2022
		於2023年 6月30日 RMB'000	於2022年 12月31日 RMB'000
		<b>(Unaudited)</b>	(Audited)
		(未經審核)	(經審核)
Within one year	一年內	<b>45,058</b>	42,365
Within a period of more than one year but not exceeding two years	為期超過一年但不超過兩年	<b>44,499</b>	43,377
Within a period of more than two years but not exceeding five years	為期超過兩年但不超過五年	<b>2,049,123</b>	2,002,565
		<b>2,138,680</b>	2,088,307
Less: Amounts due within one year shown under current liabilities	減：列作流動負債於一年內到期的金額	<b>45,058</b>	42,365
Amounts shown under non-current liabilities	列作非流動負債的金額	<b>2,093,622</b>	2,045,942

附註：

於2023年6月30日，本金為296,980,000美元（2022年12月31日：297,980,000美元）的長期債券將於2026年1月14日到期，按年利率2.15%計息。

## Notes to the Condensed Consolidated Financial Statements

### 簡明綜合財務報表附註



#### 21. BANK BORROWINGS

#### 21. 銀行借款

		As at June 30, 2023 於2023年 6月30日 RMB'000 人民幣千元 (Unaudited) (未經審核)	As at December 31, 2022 於2022年 12月31日 RMB'000 人民幣千元 (Audited) (經審核)
Secured and guaranteed (Note)	有抵押及有擔保 (附註)	-	244,331
Unsecured and unguaranteed	無抵押及無擔保	982,469	2,311,911
		<b>982,469</b>	2,556,242

The carrying amounts of the above bank borrowings are repayable:

上述銀行借款須於以下期限償還的賬面值：

		As at June 30, 2023 於2023年 6月30日 RMB'000 人民幣千元 (Unaudited) (未經審核)	As at December 31, 2022 於2022年 12月31日 RMB'000 人民幣千元 (Audited) (經審核)
Within one year	一年內	982,469	2,340,746
Within a period of more than one year but not exceeding two years	為期超過一年但不超過兩年	-	29,424
Within a period of more than two years but not exceeding five years	為期超過兩年但不超過五年	-	186,072
		<b>982,469</b>	2,556,242
Less: Amounts due within one year shown under current liabilities	減：列作流動負債於一年內到期的金額	<b>982,469</b>	2,340,746
Amounts shown under non-current liabilities	列作非流動負債的金額	-	215,496

## 21. BANK BORROWINGS (Cont'd)

Note:

During the six months ended June 30, 2023, the Group prepaid the bank borrowings of USD34,098,000 (equivalent to approximately RMB241,929,000) as the directors of the Company were in the view that the working capital of the Group was sufficient.

As at December 31, 2022, bank borrowings of USD35,082,000 (equivalent to approximately RMB244,331,000) are secured by certain transportation equipment of the Group and also guaranteed by the Company.

The exposure of the Group's bank borrowings are as follows:

		As at June 30, 2023 於2023年 6月30日 RMB'000 (Unaudited) (未經審核)	As at December 31, 2022 於2022年 12月31日 RMB'000 (Audited) (經審核)
Fixed-rate borrowings (Note i)	定息借款 (附註i)	982,469	2,311,911
Variable-rate borrowings (Note ii)	浮息借款 (附註ii)	-	244,331
		<b>982,469</b>	<b>2,556,242</b>

Notes:

- i. As at June 30, 2023, fixed-rate borrowings of RMB982,469,000 carry interest at 2.50%-3.50% per annum.

As at December 31, 2022, fixed-rate borrowings of RMB2,311,911,000 carry interest at 1.97%-3.50% per annum.

- ii. As at December 31, 2022, variable-rate borrowings of USD35,082,000 (equivalent to approximately RMB244,331,000) carry interest at 3-Month Secured Overnight Financing Rate plus 1.8% per annum, while the interest rates are reset quarterly.

## 21. 銀行借款 (續)

附註：

截至2023年6月30日止六個月，由於本公司董事認為本集團營運資金充足，故本集團提前償還銀行借款34,098,000美元（相當於約人民幣241,929,000元）。

於2022年12月31日，35,082,000美元（相當於約人民幣244,331,000元）的銀行借款由本集團若干運輸設備作抵押，亦由本公司作擔保。

本集團銀行借款承擔的風險如下：

附註：

- i. 於2023年6月30日，定息借款人民幣982,469,000元按2.50%至3.50%的年利率計息。

於2022年12月31日，定息借款人民幣2,311,911,000元按1.97%至3.50%的年利率計息。

- ii. 於2022年12月31日，浮息借款35,082,000美元（相當於約人民幣244,331,000元）按3個月有擔保隔夜融資利率加年息1.8%計息，而利率每季度重置。



## Notes to the Condensed Consolidated Financial Statements

### 簡明綜合財務報表附註



#### 22. CONTRACT LIABILITIES

		As at June 30, 2023 於2023年 6月30日 RMB'000 人民幣千元 (Unaudited) (未經審核)	As at December 31, 2022 於2022年 12月31日 RMB'000 人民幣千元 (Audited) (經審核)
Customer loyalty scheme (Note)	會員積分計劃(附註)	678,666	655,834
Prepaid cards and issued vouchers	預付卡及已發行代金券	124,785	135,126
Advance from customers	客戶墊款	9,784	2,581
		<b>813,235</b>	793,541

Note:

The estimated award credits which can be used in future purchases and consumptions in the restaurants arising from the customer loyalty scheme at the end of the reporting period represents the transaction price allocated to unsatisfied performance obligation.

#### 22. 合約負債

附註：

於報告期末會員積分計劃產生的估計獎勵積分(日後可用於餐廳購物及消費)指分配至未清償履約責任的交易價。

#### 23. CAPITAL COMMITMENTS

As at June 30, 2023 and December 31, 2022, the Group had the following capital commitments:

		As at June 30, 2023 於2023年 6月30日 RMB'000 人民幣千元 (Unaudited) (未經審核)	As at December 31, 2022 於2022年 12月31日 RMB'000 人民幣千元 (Audited) (經審核)
Capital expenditure in respect of acquisition of property, plant and equipment contracted for but not provided in the condensed consolidated financial statements	就收購物業、廠房及設備已訂約但未於簡明綜合財務報表撥備的資本開支	101,734	30,775

#### 23. 資本承諾

於2023年6月30日及2022年12月31日，本集團有以下資本承諾：

## 24. FAIR VALUE MEASUREMENTS OF FINANCIAL INSTRUMENTS

Some of the Group's financial assets are measured at fair value at the end of each reporting period. The following table gives information about how the fair values of these financial assets are determined (in particular, the valuation technique(s) and inputs used), as well as the level of the fair value hierarchy into which the fair value measurements are categorized (Levels 1 to 3) based on the degree to which the inputs to the fair value measurements is observable.

- Level 1 fair value measurements are based on quoted prices (unadjusted) in active market for identical assets or liabilities;
- Level 2 fair value measurements are those derived from inputs other than quoted prices included within Level 1 that are observable for the asset or liability, either directly (i.e. as prices) or indirectly (i.e. derived from prices); and
- Level 3 fair value measurements are those derived from valuation techniques that include inputs for the asset or liability that are not based on observable market data (unobservable inputs).

## 24. 金融工具的公允值計量

本集團的部分金融資產按各報告期末的公允值計量。下表列示如何釐定金融資產公允值（尤其是所使用的估值方法及輸入數據）的資料，以及公允值計量根據其輸入數據的可觀察程度而分類歸入的公允值等級（第一至第三級）。

- 第一級公允值計量乃基於相同資產或負債於活躍市場的報價（未經調整）所進行之計量；
- 第二級公允值計量乃基於資產或負債的可直接（即價格）或間接（即按價格推算）觀察的輸入數據所進行之計量，惟第一級所包括的報價除外；及
- 第三級公允值計量乃基於並非基於可觀察市場數據的資產或負債輸入數據（不可觀察輸入數據）的估值方法所進行的計量。

## Notes to the Condensed Consolidated Financial Statements

### 簡明綜合財務報表附註



#### 24. FAIR VALUE MEASUREMENTS OF FINANCIAL INSTRUMENTS (Cont'd)

#### 24. 金融工具的公允值計量(續)

Fair value hierarchy as at June 30, 2023 (Unaudited)

於2023年6月30日公允值等級(未經審核)

		Level 1 第一級 RMB'000 人民幣千元	Level 2 第二級 RMB'000 人民幣千元	Level 3 第三級 RMB'000 人民幣千元	Total 總計 RMB'000 人民幣千元
<b>Financial assets at FVTPL</b>	按公允值計入損益的 金融資產				
Unquoted equity shares	無報價權益股份	-	-	13,704	13,704
Private fund investments	私募基金投資	-	35,525	513,257	548,782
Total	總計	-	35,525	526,961	562,486
<b>Financial assets at FVTOCI</b>	按公允值計入其他全面 收益的金融資產	307,227	-	-	307,227

Fair value hierarchy as at December 31, 2022 (Audited)

於2022年12月31日公允值等級(經審核)

		Level 1 第一級 RMB'000 人民幣千元	Level 2 第二級 RMB'000 人民幣千元	Level 3 第三級 RMB'000 人民幣千元	Total 總計 RMB'000 人民幣千元
<b>Financial assets at FVTPL</b>	按公允值計入損益的 金融資產				
Financial products issued by banks	由銀行發行的金融產品	-	-	10,000	10,000
Unquoted equity shares	無報價權益股份	-	-	13,209	13,209
Private fund investments	私募基金投資	-	33,102	365,356	398,458
Total	總計	-	33,102	388,565	421,667

## Notes to the Condensed Consolidated Financial Statements

### 簡明綜合財務報表附註

#### 24. FAIR VALUE MEASUREMENTS OF FINANCIAL INSTRUMENTS (Cont'd)

#### 24. 金融工具的公允值計量(續)

Fair value of the Group's financial assets that are measured at fair value on a recurring basis

根據經常性基準按公允值計量的本集團金融資產的公允值

Financial assets 金融資產	Fair value as at 於以下日期的公允值		Fair value hierarchy 公允值等級	Valuation technique(s) 估值方法	Significant unobservable input(s) 重大不可觀察輸入數據
	June 30, 2023 2023年6月30日 RMB'000 人民幣千元 (Unaudited) (未經審核)	December 31, 2022 2022年12月31日 RMB'000 人民幣千元 (Audited) (經審核)			
Financial products issued by banks 由銀行發行的金融產品	-	10,000	Level 3 第三級	Discounted cash flow. Future cash flows are estimated based on estimated return. 貼現現金流量。未來現金流量根據估計回報進行估計。	Estimated return 估計回報
Unquoted equity shares 無報價權益股份	13,704	13,209	Level 3 第三級	Market approach 市場法	Valuation ratio of comparable companies and liquidity risk discount 可資比較公司的估值比率及流動資金風險貼現
Private fund investments 私募基金投資	35,525	33,102	Level 2 第二級	Redemption value quoted by financial institutions 金融機構所報之贖回價值	N/A 不適用
Private fund investments 私募基金投資	513,257	365,356	Level 3 第三級	Asset-based approach 資產基準法	Net value of the underlying investments, adjusted by related fees (Note i) 相關投資淨值，經相關費用調整(附註i)
Financial assets at FVTOCI 按公允值計入其他全面收益的金融資產	307,227	-	Level 1 第一級	Quoted bid prices in an active market. 於活躍市場所報之買入價。	N/A 不適用

Notes:

- The fair value of private fund investments is calculated according to asset-based approach, the significant unobservable input is the net assets value of the underlying investments. The higher the net assets value of the underlying investments, the higher the fair value of private fund investments will be.
- There was no transfer between Level 1, Level 2 and Level 3 during the current interim period.

附註：

- 私募基金投資的公允值按照資產基準法計算，重大不可觀察輸入數據為相關投資的資產淨值。相關投資的資產淨值越高，私募基金投資的公允值就越高。
- 本中期間內第一級、第二級與第三級之間並無轉換。

## Notes to the Condensed Consolidated Financial Statements

### 簡明綜合財務報表附註



#### 24. FAIR VALUE MEASUREMENTS OF FINANCIAL INSTRUMENTS (Cont'd)

Fair value of the Group's financial assets that are measured at fair value on a recurring basis (Cont'd)

##### Reconciliation of Level 3 Measurements

The following table represents the reconciliation of Level 3 fair value measurements throughout the six months ended June 30, 2023 and 2022:

#### 24. 金融工具的公允值計量(續)

根據經常性基準按公允值計量的本集團金融資產的公允值(續)

##### 第三級計量對賬

下表列報截至2023年及2022年6月30日止六個月第三級公允值計量的對賬：

		Unquoted equity shares 無報價 權益股份 RMB'000 人民幣千元	Financial products issued by banks 由銀行發行的 金融產品 RMB'000 人民幣千元	Private fund investments 私募 基金投資 RMB'000 人民幣千元	Total 總計 RMB'000 人民幣千元
At January 1, 2022 (Audited)	於2022年1月1日 (經審核)	12,092	–	658,190	670,282
Purchase	購買	–	205,000	1,012,161	1,217,161
Redemption	贖回	–	(13,229)	(970,845)	(984,074)
Net gain	淨收益	–	10,529	2,904	13,433
Exchange adjustments	匯兌調整	637	–	41,291	41,928
At June 30, 2022 (Unaudited)	於2022年6月30日 (未經審核)	12,729	202,300	743,701	958,730

## 24. FAIR VALUE MEASUREMENTS OF FINANCIAL INSTRUMENTS (Cont'd)

Fair value of the Group's financial assets that are measured at fair value on a recurring basis (Cont'd)

Reconciliation of Level 3 Measurements (Cont'd)

## 24. 金融工具的公允值計量(續)

根據經常性基準按公允值計量的本集團金融資產的公允值(續)

第三級計量對賬(續)

		Unquoted equity shares 無報價權益股份 RMB'000 人民幣千元	Financial products issued by banks 由銀行發行的金融產品 RMB'000 人民幣千元	Private fund investments 私募基金投資 RMB'000 人民幣千元	Total 總計 RMB'000 人民幣千元
At January 1, 2023 (Audited)	於2023年1月1日 (經審核)	13,209	10,000	365,356	388,565
Purchase	購買	-	-	349,179	349,179
Redemption	贖回	-	(14,514)	(215,363)	(229,877)
Net gain	淨收益	-	4,514	14,513	19,027
Exchange adjustments	匯兌調整	495	-	(428)	67
At June 30, 2023 (Unaudited)	於2023年6月30日 (未經審核)	13,704	-	513,257	526,961

Of the total gains or losses for the period, RMB13,154,000 unrealized gain (June 30, 2022: RMB2,904,000) relates to financial assets at FVTPL on level 3 fair value measurement as at June 30, 2023. Such fair value gains or losses are included in "other gains and losses".

期內損益總額包括有關於2023年6月30日按第三級公允值計量的金融資產未實現收益人民幣13,154,000元(2022年6月30日:人民幣2,904,000元)。該等公允值損益載於「其他收益及虧損」。

## Notes to the Condensed Consolidated Financial Statements

### 簡明綜合財務報表附註



#### 25. RELATED PARTY DISCLOSURES

##### (A) Related party transactions

During the six months ended June 30, 2023 and 2022, the Group has entered into the following transactions with related parties:

##### *Purchase of goods/services from related parties*

Relationship 關係	Nature of transaction 交易性質	For the six months ended June 30, 截至6月30日止六個月	
		2023 2023年 RMB'000 人民幣千元 (Unaudited) (未經審核)	2022 2022年 RMB'000 人民幣千元 (Unaudited) (未經審核)
Related companies controlled by the Controlling Shareholders 控股股東控制的關聯公司	Purchase of food ingredients 購買食材	880,731	831,017
Related companies controlled by the Controlling Shareholders 控股股東控制的關聯公司	Purchase of condiment products and instant hot pot products 購買調味品及即食火鍋產品	808,010	618,673
Related companies controlled by the Controlling Shareholders 控股股東控制的關聯公司	Purchase of storage service 購買倉儲服務	161,286	147,911
Related companies controlled by the Controlling Shareholders 控股股東控制的關聯公司	Purchase of transportation services 購買運輸服務	102,928	87,672
Related companies controlled by the Controlling Shareholders 控股股東控制的關聯公司	Purchase of human resource consulting service 購買人力資源諮詢服務	56,064	32,437

#### 25. 關聯方披露

##### (A) 關聯方交易

本集團於截至2023年及2022年6月30日止六個月已與關聯方達成下列交易：

##### *購買關聯方商品／服務*

## Notes to the Condensed Consolidated Financial Statements

### 簡明綜合財務報表附註

#### 25. RELATED PARTY DISCLOSURES (Cont'd)

##### (A) Related party transactions (Cont'd)

Purchase of goods/services from related parties (Cont'd)

Relationship 關係	Nature of transaction 交易性質	2023 2023年 RMB'000 人民幣千元 (Unaudited) (未經審核)	2022 2022年 RMB'000 人民幣千元 (Unaudited) (未經審核)
An associate invested by the Group 一間本集團投資的聯營公司	Purchase of instant hot pot products 購買即食火鍋產品	25,960	39,275
An associate invested by the Controlling Shareholders 一間控股股東投資的聯營公司	Purchase of property, plant and equipment 購買物業、廠房及設備	5,493	57
Related companies controlled by the Controlling Shareholders 控股股東控制的關聯公司	Purchase of management service 購買管理服務	1,864	935
A joint venture invested by the Group 一間本集團投資的合營企業	Purchase of equipment maintenance service 購買設備維護服務	293	–
A related company controlled by the Controlling Shareholders 一間控股股東控制的關聯公司	Purchase of property management services 購買物業管理服務	165	184
A joint venture invested by the Group 一間本集團投資的合營企業	Purchase of property, plant and equipment 購買物業、廠房及設備	–	16,227
Associates invested by the Controlling Shareholders 控股股東投資的聯營公司	Purchase of software and software service 購買軟件及軟件服務	–	3,309

#### 25. 關聯方披露(續)

##### (A) 關聯方交易(續)

購買關聯方商品/服務(續)

For the six months  
ended June 30,  
截至6月30日止六個月



## Notes to the Condensed Consolidated Financial Statements

### 簡明綜合財務報表附註



#### 25. RELATED PARTY DISCLOSURES (Cont'd)

##### (A) Related party transactions (Cont'd)

Income from related parties

Relationship 關係	Nature of transaction 交易性質	For the six months ended June 30, 截至6月30日止六個月	
		2023 2023年 RMB'000 人民幣千元 (Unaudited) (未經審核)	2022 2022年 RMB'000 人民幣千元 (Unaudited) (未經審核)
An associate invested by the Controlling Shareholders 一間控股股東投資的聯營公司	Provision of management services 提供管理服務	58	–
Related company controlled by the Controlling Shareholders 控股股東控制的關聯公司	Provision of logistics services 提供後勤服務	2	440
Related companies controlled by the Controlling Shareholders 控股股東控制的關聯公司	Sales of food ingredients 銷售食材	2,637	–
Related companies controlled by the Controlling Shareholders 控股股東控制的關聯公司	Provision of network and other management services 提供網絡及其他管理服務	226	1
Related companies controlled by the Controlling Shareholders 控股股東控制的關聯公司	Sales of devices 銷售設備	–	676

The Group is licensed by Sichuan Haidilao Catering Co., Ltd., a company controlled by the Controlling Shareholders, to use the trademark of “Haidilao (海底撈)” and the WeChat public account named “海底撈火鍋” on an exclusive and royalty-free basis for a perpetual term.

The Group owns the proprietary rights to the formulas of Haidilao Customized Products (the “Condiments Formulae”) and licenses the Condiments Formulae to Yihai International Holding Ltd. and its subsidiaries (companies controlled by the Controlling Shareholders) and its contracted manufacturers to use for production on a royalty-free basis.

#### 25. 關聯方披露(續)

##### (A) 關聯方交易(續)

來自關聯方收入

For the six months  
ended June 30,  
截至6月30日止六個月

2023 2023年 RMB'000 人民幣千元 (Unaudited) (未經審核)	2022 2022年 RMB'000 人民幣千元 (Unaudited) (未經審核)
------------------------------------------------------------	------------------------------------------------------------

58	–
2	440
2,637	–
226	1
–	676

本集團獲四川海底撈餐飲股份有限公司(控股股東控制的公司)授權永久免費獨家使用「海底撈」商標及微信公眾號「海底撈火鍋」。

本集團擁有海底撈定制產品配方(「調味品配方」)的所有權，並按免特許權使用費為基準許可頤海國際控股有限公司、其附屬公司(控股股東控制的公司)及其合約生產商使用調味品配方進行生產。

## Notes to the Condensed Consolidated Financial Statements

### 簡明綜合財務報表附註

#### 25. RELATED PARTY DISCLOSURES (Cont'd)

##### (B) Related party balances

Amounts due from related parties:

		As at June 30, 2023 於2023年 6月30日 RMB'000 人民幣千元 (Unaudited) (未經審核)	As at December 31, 2022 於2022年 12月31日 RMB'000 人民幣千元 (Audited) (經審核)
Trade nature	交易性質		
Prepayments for purchase of goods to related companies controlled by the Controlling Shareholders	向控股股東控制的關聯公司作出的購買貨物預付款項	314,524	339,940
Rental deposits from a related company controlled by the Controlling Shareholders	來自控股股東控制的關聯公司的租賃按金	16	16
Trade receivables from related companies controlled by the Controlling Shareholders	來自控股股東控制的關聯公司的貿易應收款項	382	1,439
<b>Total</b>	<b>總計</b>	<b>314,922</b>	<b>341,395</b>

Amounts due to related parties:

		As at June 30, 2023 於2023年 6月30日 RMB'000 人民幣千元 (Unaudited) (未經審核)	As at December 31, 2022 於2022年 12月31日 RMB'000 人民幣千元 (Audited) (經審核)
Trade nature (Note)	交易性質(附註)		
Related companies controlled by the Controlling Shareholders	控股股東控制的關聯公司	353,016	219,508
An associate invested by the Group	一間本集團投資的聯營公司	850	11,428
Associates invested by the Controlling Shareholders	控股股東投資的聯營公司	-	4
<b>Total</b>	<b>總計</b>	<b>353,866</b>	<b>230,940</b>

#### 25. 關聯方披露(續)

##### (B) 關聯方結餘

應收關聯方款項：

		As at June 30, 2023 於2023年 6月30日 RMB'000 人民幣千元 (Unaudited) (未經審核)	As at December 31, 2022 於2022年 12月31日 RMB'000 人民幣千元 (Audited) (經審核)
Trade nature	交易性質		
Prepayments for purchase of goods to related companies controlled by the Controlling Shareholders	向控股股東控制的關聯公司作出的購買貨物預付款項	314,524	339,940
Rental deposits from a related company controlled by the Controlling Shareholders	來自控股股東控制的關聯公司的租賃按金	16	16
Trade receivables from related companies controlled by the Controlling Shareholders	來自控股股東控制的關聯公司的貿易應收款項	382	1,439
<b>Total</b>	<b>總計</b>	<b>314,922</b>	<b>341,395</b>

應付關聯方款項：

		As at June 30, 2023 於2023年 6月30日 RMB'000 人民幣千元 (Unaudited) (未經審核)	As at December 31, 2022 於2022年 12月31日 RMB'000 人民幣千元 (Audited) (經審核)
Trade nature (Note)	交易性質(附註)		
Related companies controlled by the Controlling Shareholders	控股股東控制的關聯公司	353,016	219,508
An associate invested by the Group	一間本集團投資的聯營公司	850	11,428
Associates invested by the Controlling Shareholders	控股股東投資的聯營公司	-	4
<b>Total</b>	<b>總計</b>	<b>353,866</b>	<b>230,940</b>

## Notes to the Condensed Consolidated Financial Statements

### 簡明綜合財務報表附註



#### 25. RELATED PARTY DISCLOSURES (Cont'd)

##### (B) Related party balances (Cont'd)

Amounts due to related parties: (Cont'd)

Note:

Amounts due to related parties were arising from the purchase of food ingredients, condiment products, software maintenance service, human resource consulting service and rental service, as at June 30, 2023, RMB100,000,000 (December 31, 2022: Nil) of which was notes payable with maturity on November 16, 2023 and other amounts due to related parties were with a credit term of 30-60 days. As at June 30, 2023 and December 31, 2022, the amounts due to related parties were aged within 30-60 days from the invoice date.

##### (C) Remuneration of key management personnel of the Group

#### 25. 關聯方披露 (續)

##### (B) 關聯方結餘 (續)

應付關聯方款項：(續)

附註：

於2023年6月30日，應付關聯方款項來自採購食材、調味品、軟件維護服務、人力資源諮詢服務及租賃服務，其中人民幣100,000,000元（2022年12月31日：無）為於2023年11月16日到期的應付票據，其他應付關聯方款項的信用期為30至60天。於2023年6月30日及2022年12月31日，應付關聯方款項的賬齡為發票日期起計30至60天內。

##### (C) 本集團主要管理層人員薪酬

For the six months  
ended June 30,  
截至6月30日止六個月

		2023 2023年 RMB'000 人民幣千元 (Unaudited) (未經審核)	2022 2022年 RMB'000 人民幣千元 (Unaudited) (未經審核)
Short term employee benefits	短期員工福利	20,802	11,413
Performance related bonuses	表現花紅	23,346	-
Retirement benefit contribution	退休福利供款	103	73
		<b>44,251</b>	<b>11,486</b>

## Notes to the Condensed Consolidated Financial Statements

### 簡明綜合財務報表附註

#### 25. RELATED PARTY DISCLOSURES (Cont'd)

##### (D) Lease

Recognition of right-of-use assets:

		For the six months ended June 30, 截至6月30日止六個月	
		2023 2023年 RMB'000 人民幣千元 (Unaudited) (未經審核)	2022 2022年 RMB'000 人民幣千元 (Unaudited) (未經審核)
Related companies controlled by the Controlling Shareholders	控股股東控制的關聯公司	3,434	4,617
Key management personnel of the Group	本集團主要管理層人員	–	3,556
<b>Total</b>	<b>總計</b>	<b>3,434</b>	<b>8,173</b>

Lease liabilities:

		租賃負債：	
		As at June 30, 2023 於2023年 6月30日 RMB'000 人民幣千元 (Unaudited) (未經審核)	As at December 31, 2022 於2022年 12月31日 RMB'000 人民幣千元 (Audited) (經審核)
Related companies controlled by the Controlling Shareholders	控股股東控制的關聯公司	644	–
Key management personnel of the Group	本集團主要管理層人員	2,466	2,418
<b>Total</b>	<b>總計</b>	<b>3,110</b>	<b>2,418</b>

#### 25. 關聯方披露 (續)

##### (D) 租賃

確認使用權資產：

		For the six months ended June 30, 截至6月30日止六個月	
		2023 2023年 RMB'000 人民幣千元 (Unaudited) (未經審核)	2022 2022年 RMB'000 人民幣千元 (Unaudited) (未經審核)
Related companies controlled by the Controlling Shareholders	控股股東控制的關聯公司	3,434	4,617
Key management personnel of the Group	本集團主要管理層人員	–	3,556
<b>Total</b>	<b>總計</b>	<b>3,434</b>	<b>8,173</b>

租賃負債：

		租賃負債：	
		As at June 30, 2023 於2023年 6月30日 RMB'000 人民幣千元 (Unaudited) (未經審核)	As at December 31, 2022 於2022年 12月31日 RMB'000 人民幣千元 (Audited) (經審核)
Related companies controlled by the Controlling Shareholders	控股股東控制的關聯公司	644	–
Key management personnel of the Group	本集團主要管理層人員	2,466	2,418
<b>Total</b>	<b>總計</b>	<b>3,110</b>	<b>2,418</b>

## Notes to the Condensed Consolidated Financial Statements

### 簡明綜合財務報表附註



#### 25. RELATED PARTY DISCLOSURES (Cont'd)

##### (D) Lease (Cont'd)

Depreciation of right-of-use assets:

		For the six months ended June 30, 截至6月30日止六個月	
		2023 2023年 RMB'000 人民幣千元 (Unaudited) (未經審核)	2022 2022年 RMB'000 人民幣千元 (Unaudited) (未經審核)
Related companies controlled by the Controlling Shareholders	控股股東控制的關聯公司	1,798	2,383
Key management personnel of the Group	本集團主要管理層人員	587	585
<b>Total</b>	<b>總計</b>	<b>2,385</b>	<b>2,968</b>

Interest expenses of lease liabilities:

		For the six months ended June 30, 截至6月30日止六個月	
		2023 2023年 RMB'000 人民幣千元 (Unaudited) (未經審核)	2022 2022年 RMB'000 人民幣千元 (Unaudited) (未經審核)
Related companies controlled by the Controlling Shareholders	控股股東控制的關聯公司	71	95
Key management personnel of the Group	本集團主要管理層人員	50	72
<b>Total</b>	<b>總計</b>	<b>121</b>	<b>167</b>

#### 25. 關聯方披露 (續)

##### (D) 租賃 (續)

使用權資產的折舊：

		For the six months ended June 30, 截至6月30日止六個月	
		2023 2023年 RMB'000 人民幣千元 (Unaudited) (未經審核)	2022 2022年 RMB'000 人民幣千元 (Unaudited) (未經審核)
Related companies controlled by the Controlling Shareholders	控股股東控制的關聯公司	1,798	2,383
Key management personnel of the Group	本集團主要管理層人員	587	585
<b>Total</b>	<b>總計</b>	<b>2,385</b>	<b>2,968</b>

租賃負債的利息開支：

		For the six months ended June 30, 截至6月30日止六個月	
		2023 2023年 RMB'000 人民幣千元 (Unaudited) (未經審核)	2022 2022年 RMB'000 人民幣千元 (Unaudited) (未經審核)
Related companies controlled by the Controlling Shareholders	控股股東控制的關聯公司	71	95
Key management personnel of the Group	本集團主要管理層人員	50	72
<b>Total</b>	<b>總計</b>	<b>121</b>	<b>167</b>

