



Time Watch Investments Limited 時計寶投資有限公司

(Incorporated in the Cayman Islands with limited liability)

Stock code: 2033

The background of the cover features a close-up, artistic view of a watch's internal mechanical movement, showing gears and plates. This is overlaid on a vibrant, abstract scene with a blue and purple sky, a crescent moon, and a bright orange and yellow light source, possibly a sunset or sunrise, creating a sense of time and motion.

Annual Report
2023

CORPORATE PROFILE

Time Watch Investments Limited (the “Company” or “Time Watch”) and its subsidiaries (collectively, the “Group”) are a leading manufacturer, brand-owner and retailer of domestic watches in the People’s Republic of China (“PRC”). Established in 1988, the Group’s core proprietary brand, Tian Wang (天王), has developed into a well-known and one of the top national watch brand in the PRC targeting the mass market. Another proprietary brand of the Group, Balco, which was initially registered in Switzerland in 1986 by an independent third party and acquired by the Group in 2002, offers Swiss-made watches targeting younger mid-income consumers in the PRC.

OUR BUSINESSES



2023 RESULTS AT A GLANCE

Profit attributable to owners
of the Company:

HK\$37.1 million

(2022: HK\$33.0 million)
+12.4%

Earnings per share – basic:

HK1.8 cents

(2022: HK1.6 cents)
+12.5%

Equity attributable to owners
of the Company:

HK\$2,386.1 million

(2022: HK\$2,582.8 million)
-7.6%

CONTENTS

4	Financial Highlights
6	Chairman's Statement
10	Management Discussion and Analysis
19	Prospects and Strategies
27	Corporate Events
28	Profile of Directors and Senior Management
31	Corporate Governance Report
45	Directors' Report
55	Independent Auditor's Report
60	Consolidated Statement of Profit or Loss and Other Comprehensive Income
61	Consolidated Statement of Financial Position
63	Consolidated Statement of Changes in Equity
64	Consolidated Statement of Cash Flows
66	Notes to the Consolidated Financial Statements
151	Financial Summary
152	Corporate Information

A scenic landscape featuring a full moon in a dark blue sky, mountains, and a body of water. The text "Praised by the World, the Glory Lives Forever" is overlaid in a white, stylized font. The background is a deep blue gradient with a full moon on the right side, and a rocky shoreline in the foreground. The text is centered and has a slight glow effect.

Praised by the World,
the Glory Lives Forever



FINANCIAL HIGHLIGHTS

FIVE-YEAR FINANCIAL SUMMARY

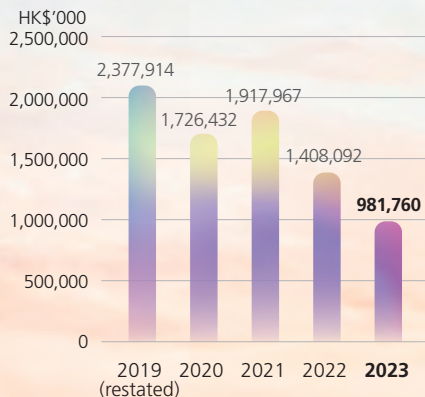
The following is a summary of the published audited financial results of the Group for the last five financial years. The financial information for the years ended 30 June 2019, 2020, 2021, 2022 and 2023 is extracted from the consolidated financial statements in the annual reports for the years ended 30 June 2019, 2020, 2021 and 2022 and this annual report.

For the year ended 30 June	2019 <i>HK\$'000</i> <i>(restated)</i>	2020 <i>HK\$'000</i>	2021 <i>HK\$'000</i>	2022 <i>HK\$'000</i>	2023 <i>HK\$'000</i>
Revenue	2,377,914	1,726,432	1,917,967	1,408,092	981,760
Gross profit	1,754,591	1,273,206	1,446,822	1,022,282	721,003
Gross margin	73.8%	73.7%	75.4%	72.6%	73.4%
Profit attributable to owners of the Company	318,043	140,720	259,103	33,020	37,070

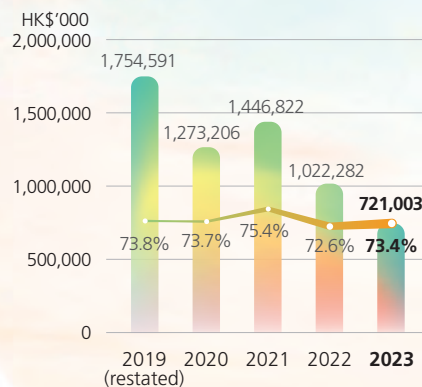
Note: The financial results for the years ended 30 June 2019, 2020 and 2021 only represent result from continuing operations. Accordingly, the financial results for the years ended 30 June 2017 and 2018 may not be comparable to the years ended 30 June 2019, 2020 and 2021 as Other Brands (Global) Business was discontinued during the year ended 30 June 2020.

As at 30 June	2019 <i>HK\$'000</i>	2020 <i>HK\$'000</i>	2021 <i>HK\$'000</i>	2022 <i>HK\$'000</i>	2023 <i>HK\$'000</i>
Total assets	2,713,859	2,496,106	3,077,789	2,937,364	2,619,592
Total liabilities	554,828	302,917	443,995	325,752	232,002
Equity attributable to owners of the Company	2,223,548	2,169,460	2,601,806	2,582,805	2,386,059
Average inventory turnover days (days)	247	289	292	347	408
Average trade receivables turnover days (days)	54	63	51	61	69
Average trade payables turnover days (days)	39	39	35	49	42

Revenue

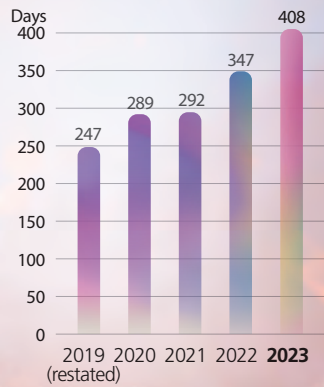


Gross profit and gross margin

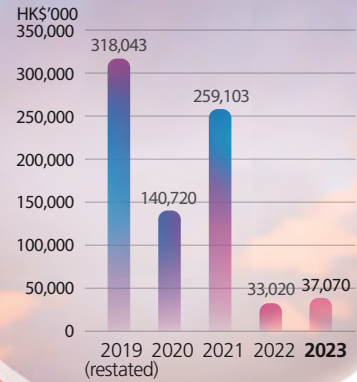


FINANCIAL HIGHLIGHTS

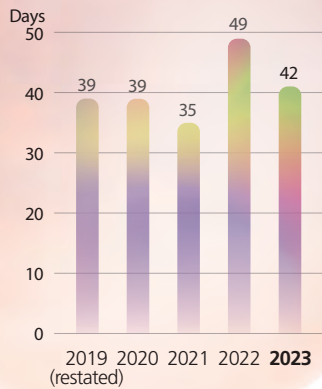
Average inventory turnover days



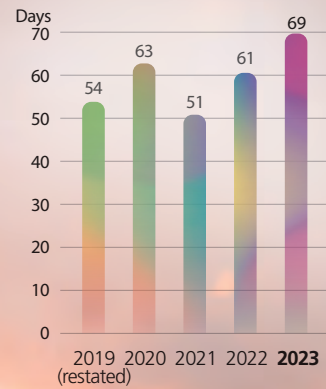
Profit attributable to owners of the Company



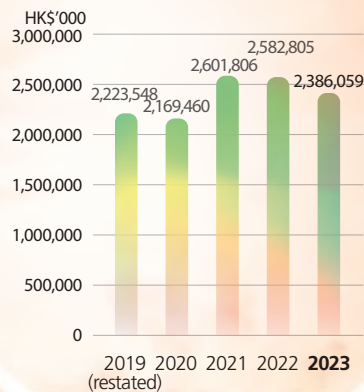
Average trade payables turnover days



Average trade receivables turnover days



Equity attributable to owners of the Company



CHAIRMAN'S STATEMENT



Dear Shareholders,

On behalf of Time Watch Investments Limited (the “Company”, together with its subsidiaries, the “Group”), I am pleased to present the Group’s annual results for the financial year ended 30 June 2023 (“FY2023”).

The challenges posed to the Group in 2023 were unique and dynamic. There were some turning points during the year, in terms of both COVID-19 quarantine measures and market conditions. Nevertheless, these challenges will surely be serving as the keystones for the Group to further develop its branded products retail, wholesale and e-commerce business in the next decade, leveraging on healthy and solid business and financial bases that the Group has achieved over half a century of business endeavors.

In the second half of 2022, the People’s Republic of China (“PRC”) continued to be affected by the COVID-19 pandemic. Requirements of quarantine, social distancing, and travel restrictions were even tightened up. There were temporary suspensions of business of some of the Group’s sales outlets in various cities of China. The consumer sentiment remained weak.

The Chinese government started to loosen the COVID-19 restriction policies in December 2022. The market sentiment was positive after all the restriction policies were lifted, especially during the Spring Festival, and the market was recovering gradually. It is expected the economy in China will recover in medium term of time.

The Company has re-organized its business structure to focus on its core business segment, enhance its operation efficiency and reduce market risk exposure. All along the time, the Group has adopted a prudent approach in fund management. As of 30 June 2023, the Group maintained bank balances and cash and liquid investments of approximately HK\$1,528.6 million and it is a crucial competitive advantage for the Group in the existing challenging market position.

CHAIRMAN'S STATEMENT

For FY2023, the Group recorded revenue of approximately HK\$981.8 million. By comparing revenue of HK\$1,408.1 million for the year ended 30 June 2022 ("FY2022"), a drop of approximately 30.3% was recorded. The gross profit percentage slightly increased by approximately 0.8 percentage points from 72.6% for FY2022 to 73.4% for FY2023. Profit for the year attributable to owners of the Company increased from approximately HK\$33.0 million in FY2022 to approximately HK\$37.1 million for FY2023. The earnings per share was HK1.8 cents for the FY2023 (FY2022: HK1.6 cents).

For FY2023, Tian Wang Watch continued to be our major brand. Tian Wang Watch Business contributed approximately 87.5% of the total revenue of the Group, which was approximately HK\$859.1 million. The remaining two major segments of the Group, namely, Watch Movements Trading Business and Other Brands (PRC) Business contributed approximately 6.4% and 6.1% of the total revenue of the Group for FY2023 respectively.

For FY2023, the revenue generated from the e-commerce business remained steady and continue to be a key contributor of revenue to the Group. E-commerce platform provides a good channel for marketing of the Group's products and launching of new watch model. In FY2023, the Group continued to be one of the leading brands in Tmall's domestic watch sales chart for ten consecutive years.

As of 30 June 2023, the Group has 1,953 points of sales ("POS") (2022: 2,319 POS). Through operation of POS, the Group obtained first-hand knowledge in respect of the customers' preference and demand. Therefore, the Group is able to formulate precise business strategy on marketing and product development and enhance operational efficiency. The Group will remain cautious, performance and integration of each POS will be evaluated from time to time, POS will mainly focus on the shopping malls in second-, third- and fourth-tier cities.

As of 30 June 2023, the Group maintained bank balances and cash of approximately HK\$792.2 million, certificate of deposits/ fixed deposits of approximately HK\$538.2 million and debt instruments of approximately HK\$198.2 million. It is the Group's strategy to maintain sufficient working capital to maintain resilience in the harsh market environment and capture business opportunities, as well as utilising the surplus cash to bring stable return and income.

The Group will continue to closely monitor its cost control policy and optimize its retail network (POS) in order to maximise the profitability through improving efficiency and cost structure.

After considering the Group's fund position and working capital requirements, and to show appreciation for the support of the shareholders, the board (the "Board") of directors (the "Directors") of the Company has recommended a special dividend of HK3.2 cents per share and a final dividend of HK0.8 cents per share.

2023 is a special and memorable year to the Group, which is the 35th anniversary of our flagship brand TIANWANG in national watch brand market. We believe our philosophy "Focus on Quality, Striving for Perfection", and our pragmatic approach is the key driver to consolidate our market position. The Group believes those strategies being implemented over the years would help the Group to overcome challenges and maintain its leading position in the PRC watch market.

2023 is also the 10th anniversary for the Group to be listed on the Main Board of The Stock Exchange of Hong Kong Limited (the "Stock Exchange"). I would like to express my sincere gratitude to our shareholders, the Board, staff members, customers, business partners and those who have been supportive throughout the years from the bottom of my heart. We strive to develop more stylish and high-quality watches for customers, to enhance business growth and return of the Group.

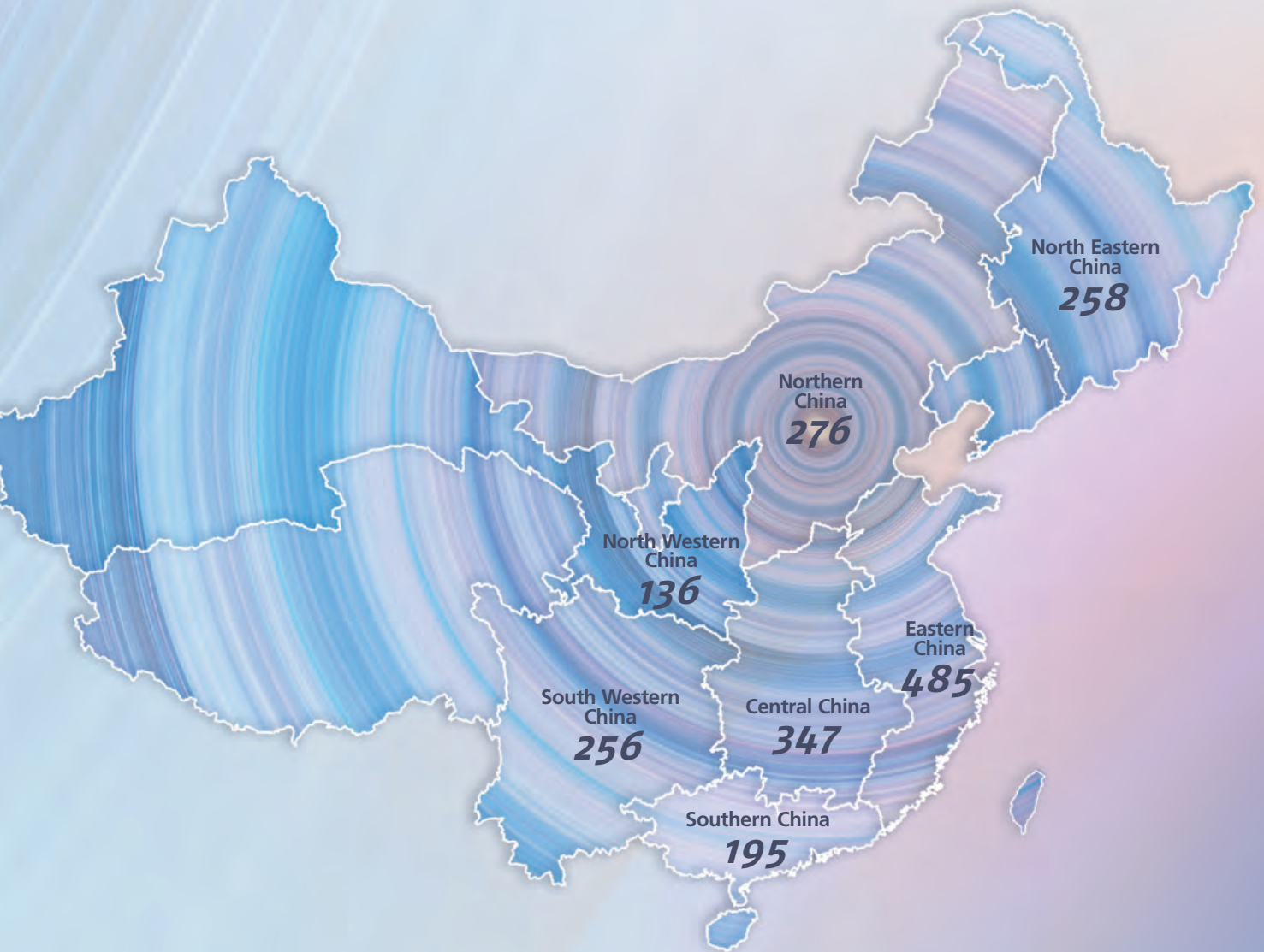
Mr. Tung Koon Ming

Chairman

Hong Kong, 28 September 2023

NUMBER OF POS OF THE GROUP
AS AT 30 JUNE 2023





MANAGEMENT DISCUSSION AND ANALYSIS

FINANCIAL REVIEW

Revenue

Revenue of the Group decreased by approximately HK\$426.3 million or approximately 30.3% from approximately HK\$1,408.1 million for FY2022 to approximately HK\$981.8 million for FY2023. The decrease was mainly attributable to the rebound of the COVID-19 pandemic and the strict quarantine measures imposed in Mainland China in the second half of 2022 which led to negative impact on sales of non-essential goods such as watches.

Tian Wang Watch Business

Revenue from the sales of Tian Wang watch (“Tian Wang Watch Business”) continued to be the Group’s main source of revenue which accounted for approximately 87.5% of the total revenue of the Group for FY2023 (FY2022: approximately 85.0%). Revenue of Tian Wang Watch Business decreased by approximately HK\$337.5 million or approximately 28.2% from approximately HK\$1,196.6 million for FY2022 to approximately HK\$859.1 million for FY2023. Due to the prolonged COVID-19 pandemic and the uncertain economic conditions in the the People’s Republic of China (the “PRC”), the retail sales network for Tian Wang watches shrank from 2,086 point of sales (“POS”) as at 30 June 2022 to 1,786 POS as at 30 June 2023, with a net decrease of 300 POS.

Other Brands (PRC) Business

Revenue from the sales of other well-known brand watches apart from Tian Wang watch (“Other Brands (PRC) Business”) decreased by approximately HK\$71.5 million or approximately 54.3% from approximately HK\$131.6 million for FY2022 to approximately HK\$60.1 million for FY2023, which accounted for approximately 6.1% of the total revenue of the Group for FY2023 (FY2022: approximately 9.3%).

Starting from FY2022, the sales of Balco watch business was merged into Other Brands (PRC) Business in view of the trivial amount of sales generated by Balco Watch compared with the total revenue of the Group.

Watch Movements Trading Business

Revenue from trading of watch movement (“Watch Movements Trading Business”) accounted for approximately 6.4% of the Group’s total revenue for FY2023 (FY2022: approximately 5.7%). For FY2023, revenue from trading of watch movements was approximately HK\$62.5 million, representing a decrease of approximately HK\$17.5 million or approximately 21.9% from approximately HK\$80.0 million for FY2022.

Gross Profit

The Group’s gross profit decreased by approximately HK\$301.3 million or approximately 29.5% from approximately HK\$1,022.3 million for FY2022 to approximately HK\$721.0 million for FY2023. The decrease was mainly due to decrease in sales from the Tian Wang Watch Business and was in line with the decrease in revenue.

MANAGEMENT DISCUSSION AND ANALYSIS

Other Income, Gains and Losses

The Group's other income, gains and losses decreased by approximately HK\$12.8 million or approximately 22.8% from approximately HK\$56.2 million for FY2022 to approximately HK\$43.4 million for FY2023. The decrease was due to the composite effect of (i) increase in bank interest income of approximately HK\$13.1 million from approximately HK\$8.1 million for FY2022 to approximately HK\$21.2 million for FY2023; (ii) increase in government subsidies of approximately HK\$6.6 million from approximately HK\$13.8 million for FY2022 to approximately HK\$20.4 million for FY2023; and offset by (iii) increase of net exchange loss of HK\$30.7 million from approximately HK\$11.7 million in FY2022 to approximately HK\$42.4 million in FY2023, which was mainly due to depreciation of Renminbi ("RMB").

Selling and Distribution Costs

The Group's selling and distribution costs decreased by approximately HK\$288.5 million or approximately 31.5% from approximately HK\$915.8 million for FY2022 to approximately HK\$627.3 million for FY2023. The decrease was attributable to (i) decrease in concessionaire fee and rental expenses due to the closing down for some of the POS; (ii) decrease in staff costs as in line with the decrease in revenue.

Administrative Expenses

The Group's administrative expenses decreased by approximately HK\$16.6 million or approximately 14.9% from approximately HK\$111.3 million for FY2022 to approximately HK\$94.7 million for FY2023, which was mainly due to the decrease in staff costs.

Finance Costs and Income Tax

The Group's finance costs were approximately HK\$0.8 million for FY2023 (HK\$0.9 million for FY2022), which were mainly the interest expenses of lease liabilities.

The Group's income tax increased by approximately HK\$15.4 million or approximately 194.6% from a tax credit of approximately HK\$7.9 million for FY2022 to tax charge of approximately HK\$7.5 million for FY2023. The Group's effective tax rate increased significantly from approximately -33.4% for FY2022 to approximately 16.5% for FY2023, because of the preferential tax treatment granted to the relevant PRC subsidiaries of the Company for the calendar year ended 31 December 2021 for FY2022.

Profit attributable to the owners of the Company

As a combined result of the factors presented above, the profit attributable to the owners of the Company for FY2023 increased by approximately HK\$4.1 million or approximately 12.4% from approximately HK\$33.0 million for FY2022 to approximately HK\$37.1 million for FY2023.

MANAGEMENT DISCUSSION AND ANALYSIS

BUSINESS REVIEW

Overview

During FY2023, the Group's principal business remained to be (i) the manufacturing, retail sales and e-commerce business of its two proprietary brands watches (namely, Tian Wang watch and Balco watch); (ii) retail sales of well-known brand of watches in the PRC; and (iii) the Watch Movements Trading Business.

Tian Wang Watch Business continues to be the Group's core brand business, which contributed approximately 87.5% of the total revenue of the Group in FY2023. Its over-30-years-long brand heritage and reputation of delivering high quality, precise and stylish watches are key factors of the success of Tian Wang Watch Business and widespread brand recognition. Based on the information gathered from customers through the Group's national wide POS network, the Group can strive to cater for increasing demand for high quality and trendy watches from customers of different age group.

Retail Network

The Group's retail network principally comprises its directly managed and controlled sales counters located in department stores and shopping malls. During FY2023, over 68% of the sales of the Group's Tian Wang and Balco watches were conducted at the Group's directly managed POS. Since the Group sells most of its watches directly to customers, the Group has been able to obtain first-hand market information and feedback from customers directly through its frontline sales staff. The Group considers this as an advantage over its competitors, who generally do not have fully and directly managed sales network and can only sell most of their products through distributors.

As at 30 June 2023, the number of the Group's POS for the sales of Tian Wang watches was 1,786, representing a net decrease of 300 POS compared to that as at 30 June 2022. As at 30 June 2023, the number of the Group's POS for the sales of other brands watches was 167, representing a net decrease of 66 POS compared to that as at 30 June 2022.

Proprietary Watch of the Group

Tian Wang Watch

The Tian Wang Watch Business remained the Group's main source of revenue, contributing to approximately 87.5% of the Group's total revenue for FY2023 (FY2022: approximately 85.0%). During FY2023, the Group has launched not less than 50 new models of Tian Wang watches with prices ranging from approximately RMB200 to RMB6,800 per watch for direct retail sales, e-commerce channels and corporate sales. This wide range of unit prices of Tian Wang watches allowed the Group to cater for different needs and demand of customers of different income levels and age groups.

Other Brands (PRC) Business

The Other Brands (PRC) Business, continued to provide a wide range of domestic and international products in order to satisfy the demand of customers of different income levels and age groups. Since the PRC market was still affected by the COVID-19 pandemic during the second half of 2022, the decrease in consumer sentiment has led to the decrease in demand for both Balco watches and watches of other well-known brands, which resulted in the decrease in revenue of the Group by approximately HK\$71.5 million or 54.3% from approximately HK\$131.6 million for FY2022 to approximately HK\$60.1 million for FY2023. During FY2023, the Group had closed down some of the under-performing POS so as to optimise its sales network.

MANAGEMENT DISCUSSION AND ANALYSIS

Watch Movements Trading Business

The Watch Movements Trading Business involves procurement of watch movements from suppliers located in Hong Kong. The Directors consider that the Group's in-house watch movements procurement and trading arm forms an integral part of its overall business operation because it does not only ensure a reliable and stable supply of watch movements to the Tian Wang Watch Business but also generates revenue by supplying watch movements to other external watch manufacturers and distributors. The revenue of the Watch Movements Trading Business accounted for approximately 6.4% of the Group's total revenue for FY2023 (FY2022: approximately 5.7%). Revenue from this business segment decreased by approximately HK\$17.5 million or approximately 21.9% to approximately HK\$62.5 million for FY2023 from approximately HK\$80.0 million for FY2022. The decrease was mainly attributable to the decrease in demand of watch movements in Hong Kong market as a result of the COVID-19 pandemic and the uncertain economic condition.

E-commerce Business

Apart from retail and wholesales, the Group has been engaging in the e-commerce business by selling its products on several major online sales platforms such as those of Tmall and JD.com since 2013. In order to capture the growing consumption power of the younger generation in the PRC, the Group launched some models of Tian Wang and Balco watches which are more affordable and feature fast fashion style through the online sales channel. The Directors also believe that a wide variety of watches enables the Group to reach out to more diverse customers, including those of different age groups. For FY2023, the e-commerce business continued to be one of the major contributors to the Group's revenue, which accounted for approximately 25.7% of the total revenue of the Group during FY2023. For FY2023, the sales of watches on e-commerce platforms had decreased by approximately HK\$61.1 million from approximately HK\$313.2 million for FY2022 to approximately HK\$252.1 million for FY2023 because of intense competition among market players in the online sales channel and the weak market sentiments due to strict COVID-19 quarantine measures in Mainland China in the second half of 2022. Nevertheless, the Group continued to be one of the leading brands in Tmall's domestic watch sales chart for ten consecutive years.

INVENTORY CONTROL

The Group's inventory balance was approximately HK\$228.6 million as at 30 June 2023, representing a decrease of approximately HK\$125.8 million or approximately 35.5% as compared with approximately HK\$354.4 million as at 30 June 2022. The Group's inventory turnover days increased to approximately 408 days for FY2023, as compared with approximately 347 days for FY2022. The decrease in inventory balance was primarily attributable to the management's effort in controlling the procurement and production schedule of products in view of the decrease in market demand of its products and closure of certain of its POS for Tian Wang watch and watches of other brands during FY2023. The Group will continue to monitor and control its inventory level to cope with the business plan so that the business plan and inventory level will not adversely affect the cash flow and liquidity of the Group.

The inventory aged over two years were approximately HK\$150.3 million and approximately HK\$162.9 million as at 30 June 2023 and 30 June 2022 respectively, with corresponding provision for these inventory balances of approximately HK\$112.8 million and approximately HK\$112.6 million respectively. The management of the Group assesses and reviews the inventory ageing analysis at the end of each reporting period and identifies the slow-moving items that are no longer suitable for use in production or sales. At the end of each reporting period, the management will provide necessary provision if the net realisable value of the inventory is estimated to be below the cost.

MANAGEMENT DISCUSSION AND ANALYSIS

LIQUIDITY, FINANCIAL RESOURCES AND CAPITAL STRUCTURE

The Group adopts a conservative treasury policy. The Group monitors and maintains a level of cash and cash equivalents deemed adequate by the management to finance the Group's operations and mitigate the effects of unexpected fluctuations in cash flows.

The Group financed its operations primarily through cash flows from operations and short-term bank loans. The cash and cash equivalents were approximately HK\$792.2 million and approximately HK\$840.5 million as at 30 June 2023 and 30 June 2022 respectively.

The Group's net cash generated from operating activities for FY2023 was approximately HK\$107.6 million, representing a decrease of approximately HK\$67.9 million from approximately HK\$175.5 million for FY2022. The net cash generated from operating activities was primarily attributable to profit before taxation of approximately HK\$45.5 million from the Group's operations adjusted for non-cash items of approximately HK\$12.0 million, increase of working capital balances of approximately HK\$27.2 million, income taxes paid of approximately HK\$18.6 million and interest received of approximately HK\$41.5 million.

The Group's net cash used in investing activities for FY2023 was approximately HK\$21.1 million, which was mainly attributable to purchase of property, plant and equipment of approximately HK\$73.8 million, purchase of financial assets at fair value through profit or loss of approximately HK\$2.0 million, purchase of debt instruments at fair value through other comprehensive income of approximately HK\$36.9 million, purchase of financial assets at amortised cost of approximately HK\$323.4 million which was partially offset by redemption of financial assets at fair value through profit or loss of approximately HK\$68.1 million, redemption of financial assets at amortised cost of approximately HK\$192.9 million, disposal of debt instruments at fair value through other comprehensive income of approximately HK\$76.5 million, and disposal of property, plant and equipment of approximately HK\$38.4 million.

The Group's net cash used in financing activities for FY2023 was approximately HK\$122.1 million, which was mainly attributable to dividends paid to shareholders of the Company (the "Shareholders") of approximately HK\$110.1 million, and the payment of lease liabilities of approximately HK\$11.2 million.

The Group was in net cash position as at 30 June 2022 and 2023. As at 30 June 2023, the Group's total equity was approximately HK\$2,387.6 million, representing a decrease of approximately HK\$224.0 million from approximately HK\$2,611.6 million as at 30 June 2022. The Group's working capital was approximately HK\$1,482.0 million as at 30 June 2023, representing an increase of approximately HK\$118.4 million as compared with approximately HK\$1,363.6 million as at 30 June 2022.

As at 30 June 2023, the Group's bank balances and cash were mainly denominated in United States dollar, Renminbi and Hong Kong dollar.

The gearing ratio, as calculated based on the total debt divided by the total equity at the end of the respective year, of the Group was approximately 1.3% and approximately 1.6% as at 30 June 2023 and 30 June 2022, respectively. The decrease in gearing ratio was because of the decrease in lease liabilities during FY2023.

CHARGES ON GROUP ASSETS

There was no material charges on the Group's assets as at 30 June 2023 and 2022.

CONTINGENT LIABILITIES

The Group did not have any material contingent liabilities as at 30 June 2023 and 2022.

MANAGEMENT DISCUSSION AND ANALYSIS

SIGNIFICANT INVESTMENTS HELD, MATERIAL ACQUISITIONS OR DISPOSALS OF SUBSIDIARIES, ASSOCIATES OR JOINT VENTURES, AND FUTURE PLANS FOR MATERIAL INVESTMENTS OR CAPITAL ASSETS

There were no significant investments held, or material acquisitions or disposals of subsidiaries, associates or joint ventures by the Group during the period under review, and the Company did not have any future plans for material investments or capital assets as at the date of this report.

CAPITAL COMMITMENTS

	30 June 2023 HK\$'000	30 June 2022 HK\$'000
Capital commitments in respect of life insurance contract	–	2,000
Capital commitments in respect of property, plant and equipment	13,120	16,603
Capital commitments in respect of unlisted investment funds	39,183	–
	52,303	18,603

FOREIGN CURRENCY EXPOSURE

The Group has foreign currency sales, which expose itself to foreign currency risk. In addition, debt instruments at fair value through other comprehensive income, certain trade and other receivables, bank balances, other payables and accrued charges, bank borrowings and other loan as well as some intra-group balances are denominated in foreign currencies of the relevant group entities.

The Group currently does not have a foreign currency hedging policy. However, the management of the Group will continue to monitor foreign exchange exposure and will consider hedging significant foreign currency exposure should the need arise.

EMPLOYEES AND EMOLUMENTS POLICIES

As at 30 June 2023, the Group employed a total of approximately 3,100 full-time employees from continuing operations in the PRC and Hong Kong (30 June 2022: approximately 4,100). The staff costs incurred during FY2023 was approximately HK\$300.1 million (FY2022: approximately HK\$398.0 million). The Group's emolument policies are formulated on the performance of individual employees and on the basis of the trends of salaries in various regions, which will be reviewed every year. Apart from provident fund scheme and medical insurance, discretionary bonuses are also awarded to employees according to the individual performance assessment. The emolument payable to the Directors is determined by the Board based on the recommendations made by the remuneration committee of the Company.

SOCIAL RESPONSIBILITY

The Group's charitable and other donations for FY2023 amounted to approximately HK\$0.3 million (FY2022: approximately HK\$0.5 million). No donations were made to political parties.

MANAGEMENT DISCUSSION AND ANALYSIS

FINANCIAL ASSETS AT AMORTISED COST

As at 30 June 2023, financial assets at amortised cost represented certificate of deposits and fixed deposits issued by banks in the PRC. The table below sets out a summary of the financial assets at amortised cost as at 30 June 2023 and the comparative figures as at 30 June 2022:

Issuer	Product type	Principal business	Investment cost as at		Fair value as at		Annual interest income as at 30 June 2023	Realised gain or loss and interest during FY2023	Unrealised gain or loss and interest during FY2023	Size relative to the Company's total asset as at 30 June 2023
			30 June 2023	30 June 2022	30 June 2023	30 June 2022				
			RMB'000	RMB'000	HKD'000	HKD'000	HKD'000	HKD'000	HKD'000	
Agricultural Bank of China	Certificate of deposit	Banking services	N/A	50,000	N/A	58,570	2,340	7,021	-	0.0% (Note 1)
Agricultural Bank of China	Fixed deposit	Banking services	96,000	96,000	103,718	112,454	4,116	-	4,116	4.0%
Hua Xia Bank Co. Limited	Fixed deposit	Banking services	125,000	100,000	135,050	117,140	4,660	-	4,270	5.2%
Bank of Ningbo	Fixed deposit	Banking services	51,000	51,000	55,100	59,741	2,025	-	2,025	2.1%
China Guangfa Bank	Fixed deposit	Banking services	140,000	N/A	151,256	N/A	4,221	-	2,464	5.8%

Note 1: Such product has reached maturity before 30 June 2023. As such, the size relative to the Company's total assets as at 30 June 2023 is not applicable.

FINANCIAL ASSETS AT FAIR VALUE THROUGH PROFIT OR LOSS

As at 30 June 2023, financial assets at fair value through profit or loss represented unlisted financial products purchased from commercial banks or insurance company. The table below sets out a summary of the financial assets at fair value through profit or loss of the Group as at 30 June 2023 and the comparative figures as at 30 June 2022:

Issuer	Product type	Principal business	Investment cost as at		Fair value as at		Annual interest income as at 30 June 2023	Realised gain or loss and interest during FY2023	Unrealised gain or loss and interest during FY2023	Size relative to the Company's total asset as at 30 June 2023
			30 June 2023	30 June 2022	30 June 2023	30 June 2022				
			'000	'000	HKD'000	HKD'000	HKD'000	HKD'000	HKD'000	
China Guangfa Bank	Certificate of deposit	Banking services	RMB50,000	RMB110,000	58,086	133,422	4,859	1,770	2,042	2.1%
Huaxia Bank	Certificate of deposit	Banking services	RMB30,000	RMB30,000	35,044	37,368	1,157	-	1,157	1.2%
FWD Life insurance	Life insurance	Life insurance	HKD8,000	HKD8,000	5,166	4,860	N/A	N/A	N/A	0.3%
Manulife (International)	Universal life insurance	Life insurance	HKD5,000	HKD5,000	2,437	2,433	N/A	N/A	N/A	0.2%

MANAGEMENT DISCUSSION AND ANALYSIS

DEBT INSTRUMENTS AT FAIR VALUE THROUGH OTHER COMPREHENSIVE INCOME

As at 30 June 2023, debt instruments at fair value through other comprehensive income represented listed corporate bonds. The table below sets out a summary of debt instruments at fair value through other comprehensive income for the Group as at 30 June 2023 and the comparative figures as at 30 June 2022:

Issuer	Product type	Principal business	Investment cost as at		Fair value as at		Annual interest income as at 30 June 2023	Realised gain or loss and interest income during FY2023	Unrealised gain or loss and interest income during FY2023	Size relative to the Company's total asset as at 30 June 2023
			30 June 2023	30 June 2022	30 June 2023	30 June 2022				
			USD'000	USD'000	HKD'000	HKD'000				
HSBC Holdings Plc	Corporate bonds	Banking services	4,700	9,964	36,066	77,689	7,298	4,900	(731)	1.4%
Bank of China (Hong Kong) Limited	Corporate bonds	Banking services	10,353	10,353	78,277	80,436	4,625	4,625	(1,015)	3.1%
Nan Fung Treasury (III) Limited	Corporate bonds	Property development	6,720	6,720	43,330	48,519	2,744	2,744	(7,135)	2.0%
NWD Finance (BVI) Limited	Corporate bonds	Property development	6,500	6,500	40,478	49,882	3,430	3,430	(5,409)	2.0%

During FY2023, the Group had adopted a conservative approach in deploying its surplus fund, such as investment in fixed deposits, certificates of deposit, low risk and high credit rating products issued by banks, financial institutions and listed companies.

In the future, the Group will from time to time monitor market situation, continue to adopt this investment strategy in order to optimize the usage of its surplus fund.

MANAGEMENT DISCUSSION AND ANALYSIS

USE OF PROCEEDS FROM THE COMPANY'S INITIAL PUBLIC OFFERING

The net proceeds from the initial public offering ("IPO") of the Company in February 2013 amounted to approximately HK\$742.0 million, of which approximately HK\$705.5 million had been utilised for up to 30 June 2022. For FY2023, the Company had not further utilised the proceeds, details of which are set out in the following table.

	Amount of net proceeds allocated and unutilised as at 1 July 2022 (HK\$'m)	Amount of net proceeds utilised for FY2023 (HK\$'m)	Balance as at 30 June 2023 (HK\$'m)	Actual business progress up to 30 June 2023
Engaging an active and well-known Chinese television and movie actor celebrity as the new spokesperson for Tian Wang watches and for producing television commercials focusing on the spokesperson	36.5	–	36.5	The Group is still looking for suitable candidate whose image is in line with the brand image and recognition of Tian Wang brand and the proposed large-scale nationwide marketing campaign for Tian Wang brand.
	<u>36.5</u>	<u>–</u>	<u>36.5</u>	

The Group will keep monitoring the use of the net proceeds from the IPO and the unutilised net proceeds is expected to be fully utilised in the next 5 years, according to the intentions previously disclosed.

MANAGEMENT DISCUSSION AND ANALYSIS

PROSPECT AND STRATEGIES

In FY2023, the Group had encountered a series of market changes due to COVID-19 related social distancing measures and the uncertain economic conditions. These market changes not only posed challenges to the Group for maintaining competitive edges in business operation, but also created opportunities to the Group for implementing changes in both products and sales channels, to cope with the highly turbulent markets.

In the second half of 2022, the PRC continued to be affected by the COVID-19 pandemic. Requirements of quarantine, social distancing, and travel restrictions were even tightened up. There were temporary suspensions of business of some of the Group's sales outlets in various cities of China. The consumer sentiment remained weak.

The Chinese government started to loosen the COVID-19 restriction policies in December 2022. The market sentiment was positive after all the restriction policies were lifted, especially during the Spring Festival, and the market was recovering gradually. It is expected the economy in China will recover in medium term of time.

In view of the current situation, the Group had adopted a prudent approach to trim low performance sales outlet, and optimize its sales network, in order to maintain the best geographical market coverage. In such regard, the Group had successfully controlled the selling and operating expenses in line with the concession in sales revenue in order to preserve the profitability of the Group. The management will continue to monitor the market trends closely, and deploy suitable resources to run the operation at a highly efficient way.

For the products, the Group will continue to provide a wide range of fashionable watches selections to cope with the fast-changing retail arena while injecting new elements in different series. The Group had introduced box sets consisting of fashionable watches and well-designed jewelry products and accessories. Some of the box sets were in collaboration with third-party renowned brands.

For e-commerce business, the Group expects that the future growth for this division will be challenging because of the increasing competition among the players in the market. However, the Group will continue to improve the operation capabilities of its online business by adopting precise marketing campaigns to capture new customers through live-streaming, short video clips and other emerging media channels. All these initiatives are expected to achieve low-cost and wide-reaching marketing which could maximize marketing outcomes.

The Group has been taking a conservative approach to deal with the challenges by focusing on cash management. As a result, the financial position of the Group remains strong despite a period of turmoil. The Group believes that maintaining sufficient liquidity and adequate working capital as the Group's treasury management policy will be the key to business survival as well as the foundation for long term success during this extreme operating environment.

Looking ahead, the economy outlook and the retail industry in China are still facing uncertainty and challenges. The management expects that the Group's performance and financial position will inevitably be affected in the next couple of years.

Legend Series



*A toast for the Legend is
a toast for ourselves*

Round • Times Series



*Savour the exposed wheel,
Collection of classics*

Permanent Series



*Perpetual charm
Permanent life*

WEI Series



*Metropolitan Inspiration Breezing
Luxuriantly in Green*

MISS ONE SERIES



MISS ONE,
All is You

Accompanying
Series



*Styles at the
Tip of your touch*

2023 New Year Luck Gift Set

*Booming Future
Blessing the Achievement*



CORPORATE EVENTS

Continuous support to Guangxi Yuncai Social Service Center 廣西雲彩社會服務中心 during FY2023

Up to FY2023, the Group has accumulated donation of RMB1,750,000 to Guangxi Yuncai Social Welfare Service Centre's "Set Sail, the D.D. Angels (慢天使啟航)" programme (the "Programme"), and the Group continues to provide support to the Programme. A "instructor led education" model is adopted in the Programme to provide rehabilitation and education services for disabled children from poverty stricken families in Guangxi, with a view to enabling the disabled children to fully develop their gross and fine motor skills, as well as communication, cognition, self care and social skills. Meanwhile, the Programme provides education opportunities for the disabled children, enhances their social interaction and communication skills through social integration and hands on activities, and facilitates their adaptation and integration into the society.



Donation to "YO! Dance It Up 協青狂舞派對2023" of Youth Outreach

During FY2023, the Group has donated HK\$100,000 to Youth Outreach ("YO"), and an accumulated amount of HK\$500,000 since FY2020. YO is dedicated to helping at risk youth grow into responsible members of the community. In the year of 2023, YO has launched a project "YO! Dance It Up 協青狂舞派對2023".

PROFILE OF DIRECTORS AND SENIOR MANAGEMENT

EXECUTIVE DIRECTORS

Mr. Tung Koon Ming (董觀明), aged 72, is the founder of the Group, the Chairman, executive Director and chief executive officer of the Company. Mr. Tung is the father of Mr. Tung Wai Kit, an executive Director, and the brother of Mr. Tung Koon Kwok Dennis, an executive Director. He was appointed as an executive Director on 21 September 2011. He is responsible for the overall direction, management and daily operation of the Group. He is also a director of certain subsidiaries of the Group. Mr. Tung has over 30 years of experience in the manufacturing and trading of watches business. Mr. Tung is the founder of Winning Metal Products Manufacturing Company Limited (“Winning Metal”), a controlling shareholder (within the meaning of the Rules (the “Listing Rules”) Governing the Listing of Securities on the Stock Exchange) of the Company from 1980 to 2012. He has been the chairman, chief executive officer and director of Time Watch Investments Private Limited (“Time Watch Singapore”), a company which was listed on the Singapore Stock Exchange (“SGX”) until it was privatised in June 2011. Through Winning Metal and Time Watch Singapore, Mr. Tung established the Group’s watch movements trading business; developed Tian Wang and Balco watch and sales network of the Group in the PRC. Mr. Tung was awarded the Top Ten Persons of the Year (十大風雲人物獎) by the China Watch and Clock Top Forum in 2005 and the outstanding entrepreneurship award by Enterprise Asia in September 2013. He was also a member of the 8th, 9th and 10th Hunan Province People’s Political Consultative Committee since 1998. Mr. Tung is currently a director of Red Glory Investments Limited, the controlling shareholder (within the meaning of the Listing Rules) of the Company, which along with Tung Koon Ming Family (PTC) Limited has an interest in such number of shares of the Company (“Shares”) under Part XV of the Securities and Futures Ordinance (the “SFO”) as disclosed in the section headed “Directors’ Report – Directors’ and chief executive’s interests and short positions in Shares, underlying Shares and debentures of the Company and its associated corporations” of this annual report.

Mr. Tung Koon Kwok Dennis (董觀國), aged 65. He was appointed as an executive Director on 1 March 2019. Mr. Tung Koon Kwok Dennis is the brother of Mr. Tung Koon Ming, the Chairman, executive Director and chief executive officer of the Company and the uncle of Mr. Tung Wai Kit, an executive Director of the Company. Mr. Tung Koon Kwok Dennis has over 33 years of experience in sales and marketing in the watch industry. He was a sales manager of Winning Metal. He has been the sales manager of Win Source Trading Limited, a wholly owned subsidiary of the Company since 2012. The main business of both Winning Metal and Win Source Trading Limited is trading of watch movements. Mr. Tung Koon Kwok Dennis was a director of the Federation of Hong Kong Watch Trades & Industries Limited from 1991 to 1999. Mr. Tung Koon Kwok Dennis is currently the honorary director of the Federation of Hong Kong Watch Trades & Industries Limited. Mr. Tung Koon Kwok Dennis is currently a director of various subsidiaries of the Company. Mr. Tung Koon Kwok Dennis has an interest in such number of Shares under Part XV of the SFO as disclosed in the section headed “Directors’ Report – Directors’ and chief executive’s interests and short positions in Shares, underlying Shares and debentures of the Company and its associated corporations” of this annual report.

Mr. Tung Wai Kit (董偉傑), aged 49, was appointed as an executive Director on 21 September 2011. Mr. Tung Wai Kit is the son of Mr. Tung Koon Ming, the Chairman, executive Director and chief executive officer of Company and the nephew of Mr. Tung Koon Kwok Dennis, an executive Director. Mr. Tung Wai Kit is the Group’s marketing and administrative controller and is responsible for the marketing, production and administration of the Group’s brand of Balco. Mr. Tung Wai Kit has over 23 years of experience in sales and marketing. He is currently a director of certain subsidiaries of the Group. Mr. Tung Wai Kit was a director of Time Watch Singapore, an associate of the controlling shareholders (within the meaning of the Listing Rules) of the Company, whose shares were listed on the SGX until its delisting in June 2011.

PROFILE OF DIRECTORS AND SENIOR MANAGEMENT

Mr. Deng Guanglei (鄧光磊), aged 53, was appointed as an executive Director on 15 October 2014. Mr. Deng graduated from 安徽財貿學院 (Anhui Finance and Trade College) (for identification purpose only) in June 1994. He has over 23 years of experience in sales and marketing. He joined 天王電子有限公司 (Tian Wang Electronics Co., Ltd.) ("Tian Wang Electronics") in 1996 as a regional manager of its sales department in which he was responsible for the sales and marketing of Tian Wang brand of watches and left in 1998. By the end of 1998, when he rejoined Tian Wang Electronics after a temporary departure, he was promoted to be the sales manager of its marketing department. Starting from 2004, he started to be assistant general manager and the person-in-charge of the sales and marketing department of 天王電子(深圳)有限公司 (Tian Wang Electronics (Shenzhen) Co., Ltd.) ("Tian Wang Shenzhen"), a wholly-owned subsidiary of the Company. He has been the general manager of the sales and marketing department of Tian Wang Shenzhen since September 2007 and has also served as the general manager of Shenzhen Time Watch Management Consulting Limited since 2012. He was the deputy general manager of Tian Wang Shenzhen in 2016. He is the general manager of Tian Wang Shenzhen since January 2019.

INDEPENDENT NON-EXECUTIVE DIRECTORS

Mr. Wong Wing Keung Meyrick (王泳強), aged 65, was appointed as an independent non-executive Director on 10 January 2013. In August 1987, Mr. Wong obtained his Bachelor of Laws from The University of London as an external student. He was called to the degree of utter barrister of the Honourable Society of Gray's Inn in April 1989. In 1990, he started his practice as a barrister-at-law in Hong Kong. Mr. Wong also obtained Master of Laws in international economic law from The Chinese University of Hong Kong in December 2009 and Postgraduate Diploma in Corporate Governance and Directorship jointly issued by the School of Business, Hong Kong Baptist University and The Hong Kong Institute of Directors in June 2011. He obtained a degree in Master of Science in Corporate Governance and Directorship (Distinction) issued by the School of Business, Hong Kong Baptist University in 2011. He is also a Chartered Engineer, a member of the Institute of Energy, the Institution of Mechanical Engineers and the Institution of Engineering and Technology. From November 2005 to June 2011, he served as an independent non-executive director of the Time Watch Singapore, an associate of the controlling shareholders (within the meaning of the Listing Rules) of the Company, whose shares were listed on the SGX until its delisting in June 2011. He has been appointed as an independent non-executive director of Chong Fai Jewellery Group Holdings Company Limited (formerly known as Dominate Group Holdings Company Limited) on 26 September 2018, a company whose shares are listed on the GEM of the Stock Exchange (stock code: 8537).

Mr. Choi Ho Yan (蔡浩仁), aged 47, was appointed as an independent non-executive Director on 10 May 2013. Mr. Choi obtained a degree of Bachelor of Arts in Accounting from the University of Hertfordshire in July 1998. He has over 25 years of experience in auditing, accounting, corporate finance, advisory and restructuring and investors relations. Mr. Choi worked in Ernst and Young as an accountant, and subsequently a senior accountant, from September 1998 to August 2004. Mr. Choi was an independent non-executive director of Long Well International Holdings Limited, a company whose shares were delisted on the Main Board of The Stock Exchange on 28 May 2021, until his resignation as director on 5 March 2021. From June 2022 to November 2022, Mr. Choi was an independent non-executive director of China Saite Group Company Limited, a company whose shares were listed on the Main Board of The Stock Exchange and subsequently delisted on 16 November 2022. Mr. Choi has been appointed as an independent non-executive director of Jimu Group Limited on 12 February 2022, a company whose shares are listed on the GEM Board of The Stock Exchange (stock code: 8187). Mr. Choi has been appointed as an independent non-executive director of Sang Hing Holdings (International) Limited on 30 April 2023, a company whose shares are listed on the Main Board of The Stock Exchange (stock code: 1472).

PROFILE OF DIRECTORS AND SENIOR MANAGEMENT

Ms. Law Stacey Man Yee (羅敏儀), aged 36, was appointed as an independent non-executive Director on 24 November 2022. Ms. Law started her legal career as a paralegal with a law firm in Sydney, Australia in 2007 whilst undertaking her undergraduate degrees at the University of Technology, Sydney. She obtained her double bachelor's degrees majoring in Business and Management and International Studies in 2011, with a requisite one-year study abroad experience in Kyushu, Japan. Ms. Law then completed her part-time five-year Juris Doctor degree at the University of Technology, Sydney in 2015 and obtained a graduate certificate in professional legal practice from the University of Technology, Sydney in 2016. She was also admitted as a lawyer of the Supreme Court of New South Wales in September 2016. Ms. Law has been the founder and director of Kapability International Limited, a consultancy business specializing in tailor-made business and compliance solutions and commercial advisory, since April 2018.

Ms. Law has actively been participating in philanthropy and public and community services. She is the founder and the chairman of the Rotary Satellite Club of Abacus Hong Kong – Aces since June 2023, a non-profit organization with an aim to deliver innovative and educational youth service projects that support the mental health and well-being of teenagers in Hong Kong. In addition to serving as the Divisional President of Hong Kong St. John Ambulance Brigade, she is currently also the honorary legal advisor for a charitable organization named Forever Peace Foundation Limited as well as a member of the general committee for the Hong Kong Economic & Trade Association and the International Legal Commercial Elites Association respectively. In November 2022, she has joined the Hong Kong Government's Strive and Rise Programme, serving as a volunteer mentor to junior secondary school students for a period of 12 months. Ms. Law was recognized by the International Probono Legal Services Association Limited as a licensed instructor of National Security Law in June 2023.

SENIOR MANAGEMENT

Mr. Li Yu Zhong (李育忠), aged 57, is the factory general manager of Tianwang Shenzhen and the head of the manufacturing and assembly department of the Group. He has more than 27 years of experience in the watch manufacturing business. In 2007, he obtained the qualification of watch repair examiner issued by Shenzhen Occupational Skill Testing Authority. Starting from 2008, he becomes a committee member of Materials and External Watch Parts Subcommittee on National Technical Committee on Watches of Standardisation Administration of China.

Mr. Ng Lai Po (吳麗寶), aged 56, was appointed as the chief financial officer of the Group on 6 January 2023 and is responsible for the overall financial management, tax, treasury and corporate finance matters of the Group. Mr. Ng obtained his Bachelor of Social Sciences from the University of Hong Kong in 1990. He has been a fellow member of the Association of Chartered Certified Accountants since 1999 and an associate member of the Hong Kong Institute of Certified Public Accountants since 2017. Mr. Ng has over 30 years of experience in financial and operation management in Hong Kong and the PRC, covering a variety of industries including property management, department store operation, petroleum, fast-moving consumer goods, pharmaceutical, luxury and fashion products trading and retailing. Mr. Ng has been serving as an independent non-executive director of Elate Holdings Limited (previously known as South Sea Petroleum Holdings Limited), a company listed on the Main Board of the Stock Exchange (stock code: 76) since 2012, and an executive director and compliance officer of M&L Holdings Group Limited, a company listed on GEM of the Stock Exchange (stock code: 8152) since 2017.

CORPORATE GOVERNANCE REPORT

The board (the "Board") of directors (the "Directors") of the Company is pleased to report to the shareholders on the corporate governance of the Company for the year ended 30 June 2023 ("FY2023").

CORPORATE GOVERNANCE PRACTICES

The Board and the Company are always committed to maintaining high standards of corporate governance. Apart from adopting the Corporate Governance Code as set out in Appendix 14 to the Listing Rules (the "CG Code") as the Company's corporate governance code, the Company has also established a corporate governance committee (the "CG Committee") with corporate governance functions set out in code provision A.2 of the CG Code. The Company and the CG Committee periodically review the Company's corporate governance practice to ensure its continuous compliance with the CG Code. During FY2023 and up to the date of this annual report, save as disclosed below, the Company has complied with the code provisions set out in the CG Code.

CODE PROVISION C.2.1

Mr. Tung Koon Ming ("Mr. Tung") is currently performing the role of chairman of the Board and chief executive officer of the Group. Pursuant to code provision C.2.1 of the CG Code, the roles of chairman and chief executive should be separate and should not be performed by the same individual. Although the responsibilities of the chairman and the chief executive officer are vested in one person, all major decisions are made in consultation with the Board members and the senior management of the Company. As there are three independent non-executive Directors on the Board, the Board considers that there is sufficient balance of power on the Board. Also, taking into account of Mr. Tung's strong expertise and insight of the watch industry, the Board considered that the roles of chairman and chief executive officer being performed by Mr. Tung enables more effective and efficient overall business planning, decision making and implementation thereof by the Group.

In order to maintain good corporate governance and to ensure Company's compliance with code provisions of the CG Code, the Board will regularly review the need to appoint different individuals to perform the roles of chairman and chief executive officer separately.

MODEL CODE FOR SECURITIES TRANSACTIONS BY DIRECTORS

The Company has adopted a code of conduct regarding directors' securities transactions on terms no less exacting than the required standard set out in the Model Code for Securities Transactions by Directors of Listed Issuers (the "Model Code") as set out in Appendix 10 to the Listing Rules. Having made specific enquiry of all the Directors, the Company is satisfied that and the Directors confirmed that they have fully complied with the required standard set out in the Model Code and the Company's code of conduct regarding directors' securities transaction during FY2023 and up to the date of this annual report.

BOARD OF DIRECTORS

The Board has a balance of skills and experience and a balanced composition of executive and independent non-executive Directors. As at 30 June 2023, the Board comprised seven Directors, four of whom are executive Directors and three of whom are independent non-executive Directors as set out below:

Executive Directors

Mr. Tung Koon Ming (*Chairman and chief executive officer*)
Mr. Tung Koon Kwok Dennis
Mr. Tung Wai Kit
Mr. Deng Guanglei

CORPORATE GOVERNANCE REPORT

Independent non-executive Directors

Mr. Wong Wing Keung Meyrick
 Mr. Choi Ho Yan
 Ms. Law Stacey Man Yee

The Board is responsible for overseeing management of the Group's business and affairs. The Board has delegated the day-to-day responsibility to the executive Directors and senior management of the Company who are closely supervised by the Board to ensure compliance with the Company's policy and strategy. The Board reserves for its decision all major matters relating to policy matters, strategies and budgets, internal control and risk management, material transactions (in particular those that may involve conflict of interests), financial information, appointment of directors and other significant operational matters of the Company.

Save for the relationship as set out in the "Profile of Directors and Senior Management" section of this annual report, there is no relationship including financial, business, family or other material or relevant relationships, between Board members and the senior management.

The Company maintains appropriate liability insurance to indemnify the Directors for their liabilities in respect of any legal actions taken against the Directors arising out of corporate activities. The insurance coverage would be reviewed on an annual basis.

DIRECTORS' ATTENDANCE AT BOARD MEETINGS AND GENERAL MEETINGS

During FY2023, the Company had held four board meetings and one general meeting which was the annual general meeting for FY2022. The attendance of each of the Directors at these board meetings and general meeting, by name, is set out below:

Directors	Attendance/ Number of board meetings held	Attendance/ Number of general meeting held
Executive Directors		
Mr. Tung Koon Ming (<i>Chairman</i>)	4/4	1/1
Mr. Tung Koon Kwok Dennis	4/4	1/1
Mr. Tung Wai Kit	4/4	1/1
Mr. Deng Guanglei	4/4	1/1
Independent Non-Executive Directors		
Mr. Wong Wing Keung Meyrick	4/4	1/1
Mr. Choi Ho Yan	4/4	1/1
Mr. Ma Ching Nam (<i>retired on 24 November 2022</i>)	2/2	1/1
Ms. Law Stacey Man Yee (<i>appointed on 24 November 2022</i>)	1/1	0/0

For the individual attendance record of the Directors at the meetings of the remuneration committee, the audit committee, the nomination committee and the CG Committee of the Board, please refer to the paragraphs headed "Remuneration Committee", "Audit Committee", "Nomination Committee" and "Corporate Governance Committee" respectively of this corporate governance report.

CORPORATE GOVERNANCE REPORT

Minutes of meetings of the Board and committees are recorded in appropriate detail and are kept by the company secretary of the Company (the "Company Secretary"). The minutes are circulated to the Directors for review within reasonable time after each meeting.

The Directors are able, upon reasonable request, to seek independent professional advice in appropriate circumstances, at the Company's expenses for discharging their duties.

INDEPENDENCE OF INDEPENDENT NON-EXECUTIVE DIRECTORS

The Company has received from each of the independent non-executive Directors an annual confirmation of his independence pursuant to Rule 3.13 of the Listing Rules. Based on these confirmations, the Company considers that each of the independent non-executive Directors to be independent.

CHANGE IN INFORMATION OF DIRECTORS

Changes in the information of Directors for FY2023 and up to the date of this report which are required to be disclosed pursuant to Rule 13.51B(1) of the Listing Rules are as follows:

From June 2022 to November 2022, Mr. Choi Ho Yan was an independent non-executive director of China Saite Group Company Limited, a company whose shares were listed on the Main Board of the Stock Exchange and subsequently delisted on 16 November 2022. Mr. Choi has been appointed as an independent non-executive director of Sang Hing Holdings (International) Limited on 30 April 2023, a company whose shares are listed on the Main Board of the Stock Exchange (stock code: 1472).

Mr. Ma Ching Nam retired as an independent non-executive Director and ceased to be the chairman of corporate governance committee and member of each of audit committee, nomination committee and remuneration committee of the Board with effect from 24 November 2022.

Ms. Law Stacey Man Yee has been appointed as an independent non-executive Director, a member of each of the corporate governance committee, audit committee, nomination committee and remuneration committee of the Board with effect from 24 November 2022.

Mr. Wong Wing Keung Meyrick has been appointed as the chairman of the corporate governance committee of the Board with effect from 24 November 2022.

TERM OF APPOINTMENT OF INDEPENDENT NON-EXECUTIVE DIRECTORS

Each of the independent non-executive Directors was appointed for an initial term of two years which shall be renewable automatically for a successive term of one year each commencing from the next day after the expiry of the then current term of his appointment, unless terminated by either party by giving not less than three month's written notice expiring at the end of the initial term or any time thereafter. The appointment of the independent non-executive Directors is subject to the provisions of the articles of association of the Company (the "Articles of Association") with regard to vacation of office of Directors, removal and retirement by rotation of Directors.

DIRECTORS' CONTINUOUS TRAINING AND DEVELOPMENT

New Directors, on appointment, will be given an induction package containing all key legal and Listing Rules' requirements as well as guidelines on the responsibilities and obligations to be observed by a director. The package will also include the latest published financial reports of the Company and the documentation for the corporate governance practices adopted by the Board.

CORPORATE GOVERNANCE REPORT

Pursuant to Code Provision C.1.4 of the CG Code, all Directors should participate in continuous professional development to develop and refresh their knowledge and skills. During FY2023, the Directors participated in the kinds of trainings as follows:

Directors	Kinds of Trainings
Executive Directors	
Mr. Tung Koon Ming (<i>Chairman</i>)	A, B
Mr. Tung Koon Kwok Dennis	A, B
Mr. Tung Wai Kit	A, B
Mr. Deng Guanglei	A, B
Independent Non-Executive Directors	
Mr. Wong Wing Keung Meyrick	A, B
Mr. Choi Ho Yan	A, B
Mr. Ma Ching Nam (<i>retired on 24 November 2022</i>)	A
Ms. Law Stacey Man Yee (<i>appointed on 24 November 2022</i>)	A, B

A: Given relevant guideline materials to ensure that they are apprised of the latest changes in the commercial, legal and regulatory requirements in relation to the Company's businesses, and to refresh their knowledge and skills on the roles, functions and duties of a listed company director

B: Received training on the Listing Rules' requirement for notifiable transaction and connected transaction to update and refresh their knowledge in this aspect

The Company also continuously provide updates to Directors on the latest developments regarding Listing Rules and other applicable regulatory requirements to ensure compliance and enhance their awareness of good corporate governance practices. Circulars or guidance notes are also issued to Directors where appropriate to ensure their awareness of best corporate governance practices.

REMUNERATION COMMITTEE

The Company has established a remuneration committee (the "Remuneration Committee") of the Board pursuant to a resolution of the Directors passed on 11 January 2013 with written terms of reference (as amended in 30 September 2022) in compliance with Rule 3.25 of the Listing Rules. The primary functions of the Remuneration Committee are to make recommendations to the Board on the overall remuneration policy and structure relating to all Directors and senior management of the Group, review performance-based remuneration and ensure none of the Directors determine their own remuneration. During FY2023, the Remuneration Committee has reviewed and approved the remuneration policy and packages of the Directors and the senior management and made recommendation to the Board for consideration and approval.

CORPORATE GOVERNANCE REPORT

The Remuneration Committee currently comprises three independent non-executive Directors. One Remuneration Committee meeting was held during FY2023. Members of the Remuneration Committee and the attendance record of each member are set out below:

Members	Attendance/ Number of meetings held
Independent Non-Executive Directors	
Mr. Wong Wing Keung Meyrick (<i>Chairman</i>)	1/1
Mr. Choi Ho Yan	1/1
Ms. Law Stacey Man Yee (<i>appointed on 24 November 2022</i>)	0/0
Mr. Ma Ching Nam (<i>retired on 24 November 2022</i>)	1/1

AUDIT COMMITTEE

The Company has established an audit committee (the "Audit Committee") of the Board pursuant to a resolution of the Directors passed on 11 January 2013 with written terms of reference in compliance with Rule 3.21 of the Listing Rules and as amended and re-adopted by the Board with effect from 1 January 2019. The primary duties of the Audit Committee are to make recommendations to the Board on the appointment and removal of the external auditor, review the financial statements and material advice in respect of financial reporting and oversee the risk management and internal control systems of the Company. During FY2023, the Audit Committee has reviewed with the management of the Company, the accounting principles and practices adopted by the Group and discussed the audit, risk management and internal control systems and financial reporting matters in relation to the annual report of the Group for FY2023. The Company has an internal audit function. The risk management and internal control systems of the Group are reviewed by the Audit Committee annually. Based on the review conducted by the Audit Committee during FY2023, the Board considers that the risk management and internal control systems of the Group are effective and adequate.

The Audit Committee currently comprises three independent non-executive Directors. Three Audit Committee meetings were held during FY2023. Members of the Audit Committee and the attendance record of each member are set out below:

Members	Attendance/ Number of meetings held
Independent Non-Executive Directors	
Mr. Choi Ho Yan (<i>Chairman</i>)	3/3
Mr. Wong Wing Keung Meyrick	3/3
Ms. Law Stacey Man Yee (<i>appointed on 24 November 2022</i>)	2/2
Mr. Ma Ching Nam (<i>retired on 24 November 2022</i>)	1/1

NOMINATION COMMITTEE

The Company has established a nomination committee (the "Nomination Committee") of the Board pursuant to a resolution of Directors passed on 11 January 2013 with written terms of reference in compliance with Rule 3.27A of the Listing Rules and as amended and re-adopted by the Board with effect from 1 January 2019. The primary function of the Nomination Committee is to review the structure, size and composition of the Board and to make recommendations to the Board regarding candidates to fill vacancies on the Board.

CORPORATE GOVERNANCE REPORT

The Nomination Committee currently comprises one executive Director and two independent non-executive Directors. Two Nomination Committee meetings were held during FY2023 to review the structure, size, diversity and composition of the Board, assess the independence of independent non-executive Directors and make recommendation to the Board on re-election of retiring directors. Members of the Nomination Committee and attendance record of the members are set out below:

Members	Attendance/ Number of meetings held
Executive Director	
Mr. Tung Koon Ming (<i>Chairman</i>)	2/2
Independent Non-Executive Directors	
Mr. Wong Wing Keung Meyrick	2/2
Ms. Law Stacey Man Yee (<i>appointed on 24 November 2022</i>)	0/0
Mr. Ma Ching Nam (<i>retired on 24 November 2022</i>)	1/1

DIRECTOR NOMINATION POLICY

The Company has adopted a director nomination policy (“Director Nomination Policy”) which sets out the selection criteria and process and the Board succession planning considerations in relation to nomination and appointment of Directors.

In appointing a new Director, the Nomination Committee and/or the Board will first call a meeting of the Nomination Committee and invite nominations of candidates from Board members for its consideration prior to the meeting. The Nomination Committee may also put forward candidates who are not nominated by the Board. The Nomination Committee shall then make recommendations for the Board’s consideration and approval. The information, including biography, independence (for nomination of non-executive or independent non-executive directors only), proposed remuneration and other information as required under the applicable laws and regulations will be included in the circular to shareholders. A shareholder may also serve to the principal place of business of the Company in Hong Kong a notice in writing for its intention to propose a resolution to elect a certain candidate as Director and a notice by the nominated person of his/her willingness to be elected according to the Articles of Association, without the Board’s recommendation or nomination of the Nomination Committee other than those candidates as set out in the circular. The Board shall then consider and have the final decision on all matters relating to whether to have the recommended candidates to stand for election at a general meeting. The Nomination Committee shall ensure the transparency and fairness of the selection procedure.

When making recommendations regarding the appointment of any proposed candidate to the Board or re-appointment of any existing member(s) of the Board, the Nomination Committee shall consider a variety of factors including without limitation the following in assessing the suitability of the proposed candidate:

- a. Reputation for integrity.
- b. Qualifications including professional qualifications, skills, knowledge and experience that are relevant to the Company’s business and corporate strategy.
- c. Willingness to devote adequate time to discharge duties as a Board member and other directorships and significant commitments.

CORPORATE GOVERNANCE REPORT

- d. Diversity in all its aspects, including but not limited to gender, age (18 years or above), cultural and educational background, ethnicity, professional experience, skills, knowledge and length of service.
- e. Such other perspectives appropriate to the Company's business.

These factors are for reference only, and not meant to be exhaustive and decisive. The Nomination Committee may consider other factors so to ensure that the Board has a balance of skills, experience and diversity of perspectives appropriate to the requirements of the Company's business. The Nomination Committee has the discretion to nominate any person, as it considers appropriate.

The Nomination Committee will review the Director Nomination Policy, as appropriate, to ensure its effectiveness.

INDEPENDENT VIEWS AND INPUT TO THE BOARD

To ensure independent views and input are made available to the Board, the Board (or through its Board committees) ensures the following mechanisms are in place and reviews the implementation and effectiveness of such mechanisms annually:

- (i) all Directors should have the required character, integrity, perspectives, skills, expertise and experience to fulfill their roles and are encouraged to express their independent views through Board meetings;
- (ii) all Directors are required to declare conflicts of interest (if any) in their roles as Directors and Directors who have material interests shall not vote or be counted in the quorum for the relevant Board resolutions;
- (iii) the chairman of the Board meets with independent non-executive Directors annually without the presence of other Directors; and
- (iv) all independent non-executive Directors are required to confirm in writing on an annual basis their compliance of independence requirements pursuant to Rule 3.13 of the Listing Rules.

BOARD DIVERSITY POLICY

Recognising the benefits of having a diversified Board, the Company adopted a board diversity policy and aims to achieve diversity in the Board in order to achieve a sustainable and balanced development for the businesses of the Group. Selection of candidates for the members of the Board are made through the consideration of a different aspects including age, gender, cultural and education background, ethnicity, professional qualification, skills, knowledge and length of services. Besides the above aspects, the Nomination Committee will consider whether the Board composition, as a whole, has sufficient diversified expertise particularly in corporate management, financial control, business development and human resources management. The ultimate decision will be based on merit and contribution that the selected candidates will bring to the Board.

The following measurable objectives have been set for implementing the board diversity policy:

- (a) at least 50% of the members of the Board shall have attained education from university;
- (b) at least 40% of the members of the Board shall have obtained accounting or other professional qualifications;

CORPORATE GOVERNANCE REPORT

- (c) at least 20% of the members of the Board shall have China-related work experience; and
- (d) at least 40% of the members of the Board shall be independent non-executive directors.

The Nomination Committee is responsible for ensuring the diversity of the Board. The Nomination Committee shall review the policy and the progress of the measurable objectives annually to ensure its effectiveness to achieve diversity on the Board. Based on its review, the Nomination Committee considers that the current Board is well-balanced and of a diverse mix appropriate for the business development of the Company.

DIVERSITY

In terms of gender diversity, the Board currently comprises one female Director, and will review from time to time the Board's gender diversity.

The Company has taken and will continue to take measures to promote gender diversity across all levels. As at 30 June 2023, among 3,090 employees in total (including senior management and general staff), approximately 12.8% of the employees are male and 87.2% are female, which is regarded by the Board as satisfactory and in line with the business needs of the Company.

The Board will periodically monitor the gender composition of the Board and the workforce and set targets and measurable objectives if and as needed. The Company will continue to take gender diversity into consideration during recruitment such that there is a pipeline of female senior management and potential successors to the Board in the future.

CORPORATE GOVERNANCE COMMITTEE

The Company has established the CG Committee pursuant to a resolution of the Directors passed on 11 January 2013 with written terms of reference in compliance with paragraph A.2.1 of the CG Code. The primary functions of the CG Committee are to keep the effectiveness of the corporate governance and system of internal non-financial controls of the Group.

The CG Committee currently comprises three independent non-executive Directors. One CG Committee meeting was held during FY2023 to review the policies and practices on corporate governance of the Group. Members of the CG Committee and the attendance record of each member are set out below:

Members	Attendance/ Number of meetings held
Independent Non-Executive Directors	
Mr. Wong Wing Keung Meyrick (<i>Chairman</i>)	1/1
Mr. Choi Ho Yan	1/1
Ms. Law Stacey Man Yee (<i>appointed on 24 November 2022</i>)	0/0
Mr. Ma Ching Nam (<i>retired on 24 November 2022</i>)	1/1

CORPORATE GOVERNANCE REPORT

AUDITOR'S REMUNERATION

The fees in relation to the audit service for continuing operations provided by Baker Tilly Hong Kong Limited (FY2022: Deloitte Touche Tohmatsu), the external auditors of the Company, for FY2023 amounted to approximately HK\$1,400,000 (FY2022: approximately HK\$3,010,000). No non-audit services were provided by Baker Tilly Hong Kong Limited during FY2023.

DIRECTORS' RESPONSIBILITY FOR THE FINANCIAL STATEMENTS

The Directors acknowledge their responsibility for the preparation of the financial statements of the Group for the relevant accounting periods under applicable statutory and regulatory requirements which give a true and fair view of the state of affairs, the results of operations and cash flows of the Group. In preparing the financial statements for FY2023, suitable accounting policies have been adopted and applied consistently. The financial statements for the reporting year have been prepared on a going concern basis.

A statement by the auditors of the Company about their reporting responsibilities is set out in the "Independent Auditor's Report" on pages 55 to 59 of this annual report.

RISK MANAGEMENT AND INTERNAL CONTROLS

The Board has overall responsibility for the effectiveness of the risk management and internal control system of the Group and monitors the internal control systems. The risk management and internal control systems, including a defined management structure with limits of authority, are designed to help achieving business objectives, safeguarding assets against unauthorised use, and maintaining proper accounting records for the provision of reliable financial information for internal use and for publication.

The management is responsible for overseeing the Group's risk management and internal control activities, including liaising with different departments to identify and assess principal risks and the potential effects, establishing mitigation plans, monitoring the implemented plans and ensuring principal risks are properly managed and documented. The risk management and internal control systems are reviewed and assessed, and material internal control defects, if any, are addressed and resolved on an on-going basis by the Audit Committee and the Board, and will be further reviewed and assessed at least once each year by the Board.

An external professional firm was engaged by the Group to conduct review on the internal controls of the Group on a continuous basis and aim to cover all major operations of the Group (including corporate governance, financial and operational) on a cyclical basis. Overall, the Group's systems are designed to manage rather than eliminate the risk of failure to achieve business objectives, and can only provide reasonable but not absolute assurance against material misstatement or loss.

Based on the risk management and internal control systems established and maintained by the Group and the reviews by external professional firm on internal audit of the Group, the Board is of the view that the Group has maintained effective and adequate risk management and internal control systems during FY2023.

The Group has established procedures in handling and dissemination of inside information in an accurate, secure and timely manner, so as to avoid possible unauthorised access and mishandling of inside information within the Group.

CORPORATE GOVERNANCE REPORT

COMPLIANCE AND ENFORCEMENT OF THE NON-COMPETE UNDERTAKING FROM CONTROLLING SHAREHOLDERS

As disclosed in the prospectus of the Company dated 24 January 2013 (the "Prospectus"), Mr. Tung Koon Ming, Red Rewarding Limited, Time Watch Investments Private Limited, Winning Metal Products Manufacturing Company Limited and Red Glory Investments Limited, being the then controlling shareholders of the Company (the "Controlling Shareholders"), through various companies controlled by them or any of them, are interested in some other different businesses, including but not limited to the (1) retail sales of multi-brand watches outside the PRC; (2) minority investments in various companies that distribute multi-brand watches; (3) minority investments in various companies that manufacture and supply third-party brands of watches and accessories on OEM basis and manufacture and supply of packaging materials for third-party brands of watches; and (4) property investment in the PRC and Hong Kong ("Excluded Business").

To protect the Group from any potential competition, the Controlling Shareholders have given an irrevocable non-compete undertaking (the "Non-compete Undertaking") in favour of the Company on 11 January 2013 pursuant to which each of the Controlling Shareholders has, among other matters, undertaken with the Company that each of the Controlling Shareholders and their respective associates (other than the Group) shall not, save as to the extent permitted pursuant to the Non-compete Undertaking, engaged in any business which will or may compete with the business currently and from time to time engaged by the Group. Details of the Non-compete Undertaking have been set out in paragraph headed "Relationship with our controlling shareholders – Non-compete undertaking" of the Prospectus.

In order to properly manage any potential or actual conflict of interests between the Group and the Controlling Shareholders in relation to the compliance and enforcement of the Non-compete Undertaking, the Group has adopted the following corporate governance measures:

- (i) the independent non-executive Directors shall review, at least on an annual basis, the compliance with and enforcement of the terms of the Non-compete Undertaking by the Controlling Shareholders;
- (ii) any decisions on matters reviewed by the independent non-executive Directors relating to compliance and enforcement of the Non-compete Undertaking shall be disclosed either through the Company's annual report or by way of announcement;
- (iii) how the terms of the Non-compete Undertaking have been complied with and enforced shall be disclosed in the corporate governance report of the Company's annual report;
- (iv) in the event that any of the Directors and/or their respective associates has material interest in any matter to be deliberated by the Board in relation to the compliance and enforcement of the Non-compete Undertaking, he/she may not vote on the resolutions of the Board approving the matter and shall not be counted towards the quorum for the voting pursuant to the applicable provisions in the Articles of Association; and
- (v) the Group is committed that the Board should include a balanced composition of executives and non-executive Directors (including independent non-executive Directors).

The Directors consider that the above corporate governance measures are sufficient to manage any potential conflict of interests between the Controlling Shareholders and their respective associates and the Group and to protect the interests of the shareholders, in particular, the minority shareholders of the Company.

CORPORATE GOVERNANCE REPORT

The Company has received the annual declaration from each of the Controlling Shareholders in respect of their respective compliance with the terms of the Non-compete Undertaking during FY2023. The independent non-executive Directors, having reviewed the annual declarations and made reasonable enquiry, are satisfied that the Controlling Shareholders have complied with the terms of the Non-compete Undertaking during FY2023.

COMPANY SECRETARY

Ms. Hui Wai Man, Shirley ("Ms. Hui") has been appointed as the Company Secretary since 2 January 2015. Ms. Hui is a practising accountant in Hong Kong and is currently a director of a CPA firm. She is a fellow of the Hong Kong Institute of Certified Public Accountants, the Association of Chartered Certified Accountants, The Chartered Governance Institute (formerly known as "The Institute of Chartered Secretaries and Administrators") and The Hong Kong Chartered Governance Institute (formerly known as "The Hong Kong Institute of Chartered Secretaries"). During FY2023, Ms. Hui has attended the relevant professional training in accordance with Rule 3.29 of the Listing Rules. Mr. Ng Lai Po, the chief financial officer of the Company, is the primary point of contact at the Company with the Company Secretary.

SHAREHOLDERS' RIGHTS

1. Procedures for shareholders to convene an extraordinary general meeting

1.1 The following procedures for shareholders (the "Shareholders", each a "Shareholder") of the Company to convene an extraordinary general meeting ("EGM") of the Company are prepared in accordance with article 64 of the Articles of Association:

- (1) One or more Shareholders (the "Requisitionist(s)") holding, at the date of deposit of the requisition, not less than one tenth of the paid up capital of the Company having the right of voting at general meetings shall have the right, by written notice (the "Requisition"), to require an EGM to be called by the Directors for the transaction of any business specified therein.
- (2) Such Requisition shall be made in writing to the Board or the Company Secretary at 27th Floor, CEO Tower, 77 Wing Hong Street, Kowloon, Hong Kong or via email at ir@timewatch.com.hk.
- (3) The EGM shall be held within two months after the deposit of such Requisition.
- (4) If the Directors fail to proceed to convene such meeting within twenty-one (21) days of the deposit of such Requisition, the Requisitionist(s) himself (themselves) may do so in the same manner, and all reasonable expenses incurred by the Requisitionist(s) as a result of the failure of the Directors shall be reimbursed to the Requisitionist(s) by the Company.

2. Procedures for raising enquiries

2.1 Shareholders should direct their questions about their shareholdings, share transfer, registration and payment of dividend to the Company's branch share registrar in Hong Kong, details of which are as follows:

CORPORATE GOVERNANCE REPORT

Tricor Investor Services Limited

Address: 17/F, Far East Finance Centre, 16 Harcourt Road, Hong Kong

Email: is-enquiries@hk.tricorglobal.com

Tel: (852) 2980 1333

Fax: (852) 2861 1465

- 2.2 Shareholders may raise enquiries in respect of the Company at the following designated contacts, correspondence addresses, email addresses and enquiry hotlines of the Company:

Email: ir@timewatch.com.hk

Tel: (852) 2945 0703

Address: 27th Floor, CEO Tower, 77 Wing Hong Street, Kowloon, Hong Kong

Attention: Company Secretary/Board of Directors

- 2.3 Shareholders are reminded to lodge their questions together with their detailed contact information for the prompt response from the Company if it deems appropriate.

3. Procedures and contact details for putting forward proposals at shareholders' meetings

- 3.1 To put forward proposals at a general meeting of the Company, a Shareholder should lodge a written notice of his/her/its proposal (the "Proposal") with his/her/its detailed contact information at the Company's principal place of business at 27th Floor, CEO Tower, 77 Wing Hong Street, Kowloon, Hong Kong.
- 3.2 The request will be verified with the Company's branch share registrar in Hong Kong and upon their confirmation that the request is proper and in order and made by a Shareholder, the Board of Directors will be asked to include the Proposal in the agenda for the general meeting.
- 3.3 The notice period to be given to all the Shareholders for consideration of the Proposal raised by the Shareholder concerned at the general meeting varies according to the nature of the Proposal as follows:
- (a) Notice of not less than 21 clear days in writing if the Proposal requires an ordinary resolution or a special resolution of the Company in an annual general meeting of the Company; and
 - (b) Notice of not less than 14 clear days in writing if the Proposal requires approval by way of an ordinary resolution or a special resolution of the Company in other general meetings (including an extraordinary general meeting) of the Company.

Shareholders may at any time send their enquiries and concerns to the Board in writing to the Company's principal place of business in Hong Kong at 27th Floor, CEO Tower, 77 Wing Hong Street, Kowloon, Hong Kong.

CORPORATE GOVERNANCE REPORT

SHAREHOLDERS' COMMUNICATION POLICY

The management of the Group endeavours to maintain effective communications with the Shareholders and potential investors. In order to keep the Shareholders and potential investors abreast of the Group's business and development, the Company has established several channels to communicate with its Shareholders as follows:

- (i) Corporate communications such as annual reports, interim reports and circulars are issued in printed form and are available on the Company's website (www.timewatch.com.hk) and the website of the Stock Exchange;
- (ii) The Company will communicate with Shareholders from time to time by way of other communications including but not limited to announcement, circular and other notices and press releases;
- (iii) The annual general meeting and various general meetings are valuable forums for the Board to communicate directly with the Shareholders; and
- (iv) The Shareholders may direct their enquiries to the Company and/or the Company's branch share registrar in Hong Kong.

The Company has reviewed the implementation and effectiveness of the shareholders' communication policy and is satisfied that it is effective for the Company to understand the views and opinion of the Shareholders through the available channels.

CONSTITUTIONAL DOCUMENTS

At the annual general meeting of the Company held on 24 November 2022, a special resolution was passed to approve the proposed adoption of the new set of amended and restated Articles of Association incorporating amendments made for the purposes of, among others, (i) allowing general meetings to be held as an electronic meeting (also referred to as virtual general meeting) or a hybrid meeting; (ii) bringing the Articles of Association in line with amendments made to Listing Rules and applicable laws and procedures of the Cayman Islands; and (iii) making certain minor housekeeping amendments to the Articles of Association for the purpose of clarifying existing practice and making consequential amendments in line with the amendments to the Articles of Association. Please refer to the announcements of the Company dated 30 September 2022 and 24 November 2022, and the circular of the Company dated 26 October 2022 for further details.

The latest versions of the constitutional documents are available on the Company's website and the website of the Stock Exchange.

Save as disclosed above, during FY2023 and up to the date of this report, there was no change in the Company's constitutional documents.

CORPORATE GOVERNANCE REPORT

DIVIDEND POLICY

The Company seeks to maintain a balance between meeting Shareholders' expectations and prudent capital management with a sustainable, stable and continuing dividend policy. The Company's dividend policy aims strike a balance between allowing Shareholders to participate in the Company's profit and allowing the Company to retain adequate reserves for business operations and future development. In proposing any dividend payout, the Company would consider in accordance with the Articles of Association and applicable laws and regulations, various factors including (i) the earnings per share of the Company; (ii) the reasonable return in investment of investors and Shareholders in order to provide incentive to them to continue to support the Company in its long-term development; (iii) the financial conditions and business plan of the Company; and (iv) the market sentiment and circumstances. Compliant with the conditions under the dividend policy, the Board may propose final dividends, interim dividends or special dividends distribution as the Board considers appropriate based on the profitability and capital requirements of the Company. The Company shall review and reassess the dividend policy and its effectiveness on a regular basis or when necessary.

UPDATES ON COMPLIANCE AND REGULATORY MATTERS AS DISCLOSED IN THE PROSPECTUS

Failure to contribute to social insurance and housing provident fund

As disclosed in the annual report of the Company for FY2022, Tian Wang Shenzhen failed to make full contributions into the social insurance and housing provident fund before the listing date. The Group has made up contributions for all entitled employees of Tian Wang Shenzhen in accordance with the PRC national laws and regulations since July 2012 and has incorporated an enforceable written policy for social insurance and housing provident fund contribution into its human resources management policy as stated in the Prospectus. As there is no established mechanism for enterprises to make up historical deficient contributions, particularly for those contributions which have been outstanding for a certain period of time, the Group has made provision, which cover for both of the employer's and the employee's portions of the unpaid social insurance and housing provident fund contributions, in the consolidated financial statements. As at the date of this report, the Group has not received any notification or orders from the relevant authorities in relation to the previously unpaid social insurance and housing provident fund.

Defects in relation to lease agreements of the Group

As disclosed in the annual report of the Company for FY2022, the Group strives to rectify the non-compliances or defects in lease agreements (please refer to the section headed "Our business – Litigation and compliance" of the Prospectus for details of such non-compliance). As at the date of this report, save for the lease agreements for four POS of the Group which remain unregistered, the Group has rectified the non-compliances and the defective lease agreements in the manner as disclosed in the Prospectus. As disclosed in the Prospectus, the maximum fine which the Group may be subject to for each unregistered lease agreement is RMB10,000. In respect of the four unregistered lease agreements, the Group has requested the relevant local authorities to implement the registration of the agreements. But the registration procedure for the four lease agreements have not been completed up to the date of this annual report because the local authorities have not provided clear registration procedures to the Group.

DIRECTORS' REPORT

The Board of Directors of the Company is pleased to present this annual report together with the audited financial statements of the Company and its subsidiaries (collectively, the "Group") for FY2023.

PRINCIPAL ACTIVITIES

The Company acts as an investment holding company. The principal activities of its major subsidiaries are set out in note 37 to the consolidated financial statements.

BUSINESS REVIEW

A business review of the Group for the FY2023 is set out in the section headed "Management Discussion and Analysis" of this annual report on page 12.

Details of the Group's environmental policies and performance are published in the separate Environmental, Social and Governance Report which will be available at the Company's website and the website of the Stock Exchange.

The Group recognises the importance of compliance with rules and regulations and the impact of non-compliance with such rules and regulations on the business. The Group has been allocating staff resources to ensure ongoing compliance with rules and regulations and to maintain cordial working relationships with regulators through effective communications. Except as disclosed in the section headed "Updates on compliance and regulatory matters as disclosed in the prospectus" on page 44 in this annual report, during FY2023, the Group has complied, to the best of our knowledge, with all relevant rules and regulations that have a significant impact on the business operation of the Group.

The Group recognises the value and importance of its employees and provides trainings and career development opportunities to its employees. The Group ensures that all employees are reasonably remunerated and also continues to improve, regularly review and update its policies on remuneration and benefits, training, occupational health and safety. The Group strives to achieve corporate sustainability through providing quality services to its customers and collaborating with its suppliers. To enhance customer satisfaction and promote a customer oriented culture within the Company, the Group takes 'Customer First' as one of its core values. The Group values the feedback from customers and has also established a mechanism to handle customer service, support and complaints. The Group also proactively collaborates with its suppliers and contractors to deliver high quality products and services. The Group has developed and included certain requirements in its standard tender documents. These requirements include regulatory compliance, labour practices, anti-corruption and other business ethics.

The applicable discussion and analysis as cross-referenced above shall form an integral part of this Directors' Report.

MAJOR CUSTOMERS AND SUPPLIERS

During FY2023, sales to the Group's five largest customers accounted for approximately 2.9% of the Group's total revenue of the year and purchase from the Group's five largest suppliers accounted for approximately 25.2% of the Group's total purchase of the year. Purchase from the largest supplier of the Group accounted for approximately 8.8% of the total purchase of the year.

None of the Directors nor any of their close associates or any shareholders (which, to the best knowledge of the Directors, own more than 5% of the Company's issued shares) of the Company had any interest in the Group's five largest customers or suppliers.

DIRECTORS' REPORT

RESULTS AND DIVIDENDS

The results of the Group for FY2023 are set out in the consolidated statement of profit or loss and other comprehensive income on page 60 of this annual report and the state of affairs of the Group as at 30 June 2023 are set out in the consolidated statement of financial position on pages 61 to 62 of this annual report.

After considering the Company's existing bank and cash balance level, the working capital requirements for future business development, and to show appreciation for the support of the shareholders of the Company (the "Shareholders"), the Board has recommended a special dividend of HK3.2 cents per share and a final dividend of HK0.8 cents per share for FY2023, payable on 15 December 2023 to Shareholders whose names appeared on the register of members of the Company as of 1 December 2023.

CLOSURE OF REGISTER OF MEMBERS AND ANNUAL GENERAL MEETING

For the purpose of determining members who are qualified for attending the forthcoming annual general meeting (the "Annual General Meeting") of the Company to be held on 24 November 2023, the register of members of the Company will be closed from 21 November 2023 to 24 November 2023 (both days inclusive), during which period no transfer of share of the Company ("Share(s)") will be effected. In order to qualify for attending the Annual General Meeting, all transfers of Shares accompanied by the relevant share certificates and properly completed transfer forms must be lodged with the Company's Hong Kong branch share registrar, Tricor Investor Services Limited at 17/F, Far East Finance Centre, 16 Harcourt Road, Hong Kong for registration by no later than 4:30 p.m. on 20 November 2023.

Conditional on the passing of the resolution approving the declaration of the proposed final and special dividend at the Annual General Meeting, the register of members of the Company will also be closed on 1 December 2023 for the purpose of determining the entitlement to the proposed final and special dividend in respect of the FY2023. In order to be qualified for the proposed final and special dividend (subject to the approval of the Shareholders at the Annual General Meeting), unregistered holders of Shares should ensure that all share transfer documents accompanied by the corresponding share certificates are lodged with the Company's branch share registrar and transfer office in Hong Kong, Tricor Investor Services Limited, at the address stated above for registration not later than 4:30 p.m. (Hong Kong time) on 30 November 2023.

RESERVES

Details of the movement in the reserves of the Group during FY2023 are set out in the consolidated statement of changes in equity.

The Directors considered that the Company's reserves available for distribution to Shareholders comprise the share premium and the accumulated earnings which amounted to approximately HK\$1,803.1 million for FY2023 (FY2022: approximately HK\$1,856.4 million). Under the Companies Act (Chapter 22 (Act 3 of 1961, as consolidated and revised) of the Cayman Islands (the jurisdiction where the Company was incorporated), the share premium of the Company is available for paying distributions or dividends to Shareholders subject to the provisions of its memorandum or articles of association (the "Articles of Association") and provided that immediately following the distribution of dividend, the Company is able to pay its debts as they fall due in the ordinary course of business.

DIRECTORS' REPORT

RETIREMENT BENEFIT SCHEMES

The Group participates in retirement schemes and pension schemes operated by the local government for the Group's eligible employees in the PRC and Switzerland, and operates a Mandatory Provident Fund scheme for the employees in Hong Kong. Details of retirement benefit schemes of the Group are set out in note 31 to the consolidated financial statements in this annual report.

During FY2023, no contribution was forfeited (by the Group on behalf of its employees who leave the scheme prior to vesting fully in such contributions) under the retirement benefit schemes which may be used by the Group to reduce the contribution payable in the future years. Accordingly, no forfeited contribution was utilised during FY2023, and as at 30 June 2023, there was no forfeited contribution available to reduce the Group's future level of contributions to the retirement benefit schemes.

PROPERTY, PLANT AND EQUIPMENT

During FY2023, the Group acquired furniture and fixtures at a cost of approximately HK\$0.7 million, computer equipment at a cost of approximately HK\$1.2 million, tools, machinery, factory equipment and fittings at a cost of approximately HK\$19.4 million, motor vehicles at a cost of approximately HK\$0.7 million, leasehold improvement of approximately HK\$1.9 million and construction in progress of approximately HK\$50.8 million.

Details of these and other movements in the property, plant and equipment of the Group during the year are set out in note 14 to the consolidated financial statements in this annual report.

SHARE CAPITAL

Details of the issued share capital of the Company during FY2023 are set out in note 26 to the consolidated financial statements in this annual report.

DIRECTORS AND DIRECTORS' SERVICE CONTRACTS

The Directors of the Company during FY2023 and up to the date of this report were:

Executive Directors

Mr. Tung Koon Ming (*Chairman*)
Mr. Tung Koon Kwok Dennis
Mr. Tung Wai Kit
Mr. Deng Guanglei

Independent Non-Executive Directors

Mr. Wong Wing Keung Meyrick
Mr. Choi Ho Yan
Ms. Law Stacey Man Yee

In accordance with article 105(A) of the Articles of Association, Mr. Tung Koon Ming, Mr. Wong Wing Keung Meyrick and Mr. Choi Ho Yan will retire at the Annual General Meeting. In accordance with article 109 of the Articles of Association, Ms. Law Stacey Man Yee, who was appointed as an independent non-executive Director on 24 November 2022, will also retire at the Annual General Meeting. Mr. Tung Koon Ming, Mr. Wong Wing Keung Meyrick, Mr. Choi Ho Yan and Ms. Law Stacey Man Yee, being eligible, will offer themselves for re-election at the Annual General Meeting.

DIRECTORS' REPORT

The Company has received from each of the independent non-executive Directors an annual confirmation of his independence pursuant to Rule 3.13 of the Listing Rules. Based on these confirmations, the Company considers that each of the independent non-executive Directors to be independent.

Each of Mr. Tung Koon Ming, Mr. Tung Wai Kit and Mr. Deng Guanglei, all being executive Directors, has entered into a service contract with the Company for an initial term of two years with effect from 11 January 2013, Mr. Tung Koon Kwok Dennis, being an executive Director, has entered into a service contract with the Company for an initial term of two years with effect from 1 March 2019, and renewable automatically until terminated by either party by giving not less than three months' written notice. Each of their appointment is subject to the provisions of the Articles of Association with regard to vacation of office of Directors, removal and retirement by rotation of Directors.

Each of the independent non-executive Directors is appointed for an initial term of two years which shall be renewable automatically for a successive term of one year each commencing from the next day after the expiry of the then current term of his appointment, unless terminated by either party by giving not less than three month's written notice expiring at the end of the initial term or any time thereafter. The appointment of the independent non-executive Directors is subject to the provisions of the Articles of Association with regard to vacation of office of Directors, removal and retirement by rotation of Directors.

Save as disclosed above, none of the Directors proposed for re-election at the Annual General Meeting of the Company has a service contract which is not determinable by the Group within one year without payment of compensation (other than statutory compensation).

REMUNERATION OF DIRECTORS AND SENIOR MANAGEMENT

The Directors' fees are subject to Shareholders' approval at general meeting of the Company. Other emoluments are determined by the Board with reference to the Directors' duties, responsibilities and performance and the results of the Group.

The remuneration of the senior management by band for FY2023 is set out below:

Remuneration bands	Number of employees
HK\$1,000,001 to HK\$1,500,000	1

Further details of the Directors' remuneration and the five highest paid employees are set out in notes 6 and 7 to the consolidated financial statements in this annual report respectively.

DIRECTORS' REPORT

DIRECTORS' AND CHIEF EXECUTIVE'S INTERESTS AND SHORT POSITIONS IN SHARES, UNDERLYING SHARES AND DEBENTURES OF THE COMPANY AND ITS ASSOCIATED CORPORATIONS

As at 30 June 2023, the interests and short positions of the Directors and the chief executive of the Company in the Shares, underlying Shares or debentures of the Company or any of its associated corporations (within the meaning of Part XV of the Securities and Futures Ordinance (the "SFO")) as recorded in the register required to be kept by the Company pursuant to Section 352 of the SFO, or as otherwise notified to the Company and the Stock Exchange pursuant to the Model Code for Securities Transactions by Directors of Listed Issuers (the "Model Code") as set out in Appendix 10 to the Listing Rules were as follows:

Name of Director	Name of Group member/associated corporation	Capacity/nature of interest	Number and class of securities (note 1)	Approximate percentage of shareholding (note 3)
Mr. Tung Koon Ming ("Mr. Tung")	Company	Beneficiary of a trust (note 2)	1,465,369,000 Shares (L)	71.20%
Mr. Tung Koon Kwok Dennis	Company	Beneficial owner	16,778,000 Shares (L)	0.82%

Notes:

1. The letter "L" denotes a long position in the shares of the Company or the relevant associated corporation.
2. These Shares as to 9,092,000 Shares were held by Tung Koon Ming Family (PTC) Limited and as to 1,456,277,000 Shares were held by Red Glory Investments Limited ("Red Glory"), which was in turn wholly owned by Tung Koon Ming Family (PTC) Limited. Tung Koon Ming Family (PTC) Limited is a trust of which Mr. Tung is the settlor and a beneficiary. Accordingly, Mr. Tung was deemed to be interested in all the Shares held by Tung Koon Ming Family (PTC) Limited and Red Glory by virtue of the SFO.
3. The percentage has been calculated based on the total number of Shares in issue as at 30 June 2023 (i.e. 2,058,068,000 shares).

Save as disclosed above, as at 30 June 2023, none of the Directors or the chief executive of the Company had an interest or short position in the Shares, underlying Shares or debentures of the Company or any of its associated corporation (within the meaning of Part XV of the SFO) as recorded in the register required to be kept by the Company pursuant to Section 352 of the SFO, or as otherwise notified to the Company and the Stock Exchange pursuant to the Model Code.

DIRECTORS' REPORT

SUBSTANTIAL SHAREHOLDERS' INTERESTS AND SHORT POSITIONS IN SHARES AND UNDERLYING SHARES OF THE COMPANY

So far as the Directors are aware of, as at 30 June 2023, the interests and short positions of the persons (other than a Director or chief executive of the Company) in the Shares and underlying Shares as recorded in the register required to be kept by the Company pursuant to Section 336 of SFO were as follows:

Name of Shareholder	Capacity/nature of interest	Number and class of securities <i>(note 1)</i>	Approximate percentage of shareholding <i>(note 6)</i>
Tung Koon Ming Family (PTC) Limited	Interest of a controlled corporation <i>(note 2)</i>	1,456,277,000 Shares (L)	70.76%
	Beneficial owner <i>(note 2)</i>	9,092,000 Shares (L)	0.44%
Red Glory	Beneficial owner	1,456,277,000 Shares (L)	70.76%
Ms. Tam Fun Hung ("Ms. Tam")	Interest of spouse <i>(note 3)</i>	1,465,369,000 Shares (L)	71.20%
Areo Holdings Limited	Interest of a controlled corporation <i>(note 4)</i>	186,292,000 Shares (L)	9.05%
Lam Lai Ming	Interest of a controlled corporation <i>(note 4)</i>	186,292,000 Shares (L)	9.05%
Li Gabriel	Interest of a controlled corporation <i>(note 4)</i>	186,292,000 Shares (L)	9.05%
Orchid Asia V, L.P.	Beneficial owner <i>(note 4)</i>	180,946,000 Shares (L)	8.79%
OAV Holdings, L.P.	Interest of a controlled corporation <i>(note 4)</i>	180,946,000 Shares (L)	8.79%
Orchid Asia V GP, Limited	Interest of a controlled corporation <i>(note 4)</i>	180,946,000 Shares (L)	8.79%
Orchid Asia V Group Management, Limited	Interest of a controlled corporation <i>(note 4)</i>	180,946,000 Shares (L)	8.79%
Orchid Asia V Group, Limited	Interest of a controlled corporation <i>(note 4)</i>	180,946,000 Shares (L)	8.79%
Webb David Michael	Interest of a controlled corporation <i>(note 5)</i>	63,354,320 Shares (L)	3.08%
	Beneficial owner	41,217,680 Shares (L)	2.00%

DIRECTORS' REPORT

1. The letter "L" denotes a person's long position in the Shares or underlying Shares.
2. Tung Koon Ming Family (PTC) Limited was deemed to be interested in all these Shares by virtue of the SFO. Details of the interests in all these Shares are disclosed in note 2 to the paragraph headed "Directors' and Chief Executive's Interests and Short Positions in Shares, Underlying Shares and Debentures of the Company and its Associated Corporations" in this annual report.
3. Ms. Tam is the spouse of Mr. Tung. Ms. Tam was deemed to be interested in the Shares in which Mr. Tung was interested by virtue of the SFO. Details of Mr. Tung's interests in the Shares are disclosed in note 2 and 3 to the paragraph headed "Directors' and Chief Executive's Interests and Short Positions in Shares, Underlying Shares and Debentures of the Company and its Associated Corporations" in this annual report.
4. So far as the Directors are aware of, these Shares were beneficial owned as to 180,946,000 Shares by Orchid Asia V, L.P. and 5,346,000 Shares by Orchid Asia V Co-Investment, Limited. So far as the Directors are aware of, Orchid Asia V, L.P. was wholly-controlled by OAV Holdings, L.P., which was in turn wholly-owned by Orchid Asia V GP, Limited. Orchid Asia V GP, Limited was wholly-owned by Orchid Asia V Group Management, Limited, which was in turn wholly-owned by Orchid Asia V Group, Limited. Orchid Asia V Group, Limited was wholly-owned by Areo Holdings Limited.

So far as the Directors are aware of, Orchid Asia V Co-Investment, Limited was also wholly-controlled by Areo Holdings Limited. Areo Holdings Limited was wholly-owned by Ms. Lam Lai Ming. Areo Holdings Limited is also controlled by Mr. Li Gabriel by virtue of his directorship therein. Accordingly, Ms. Lam Lai Ming and Mr. Li Gabriel were taken to be interested in the Shares in which Areo Holdings Limited was interested by virtue of the SFO.

5. So far as the Directors are aware of, these Shares were held by Preferable Situation Assets Limited, which was wholly-owned by Mr. Webb David Michael. Mr Webb David Michael was deemed to be interested in all Shares in which Preferable Situation Assets Limited was interested by virtue of the SFO.
6. The percentage has been calculated based on the total number of Shares in issue as at 30 June 2023 (i.e. 2,058,068,000 shares).

Save as disclosed above, as at 30 June 2023, no person (other than a Director or chief executive of the Company) had an interest or short position in the Shares and underlying Shares as recorded in the register required to be kept by the Company pursuant to Section 336 of the SFO.

SHARE OPTION SCHEME

A share option scheme (the "Scheme") was conditionally approved by the then sole shareholder of the Company on 11 January 2013 for the purpose of providing incentives or rewards to eligible participants for their contribution to the Group.

Eligible participants of the Scheme include, (i) any employee (whether full time or part time, including any executive director) of the Company, its subsidiaries or invested entity; (ii) any non-executive directors (including independent non-executive directors) of the Company, its subsidiaries or invested entity; (iii) any supplier or customer of the Group or any invested entity; (iv) any person or entity that provides research, development or other technological support to the Group or any invested entity; (v) any shareholder of any member of the Group or any invested entity or any holder of any securities issued by any member of the Group or any invested entity; (vi) any advisor (professional or otherwise) or consultant to any area of business or business development of the Group or any invested entity; (vii) any other group or classes of participants who have contributed or may contribute by way of joint venture, business alliance or other business arrangement to the development and growth of the Group; and (viii) any company wholly owned by one or more eligible participants as referred to in (i) to (vii) above.

DIRECTORS' REPORT

The maximum number of Shares to be issued upon the exercise of all outstanding options granted and yet to be exercised under the Scheme and any other share option scheme adopted by the Group must not in aggregate exceed 30% of the share capital of the Company in issue from time to time. The maximum number of Shares issuable upon the exercise of options granted under the Scheme and any other share option scheme adopted by the Group (including both exercised or outstanding options) to each grantee within any 12-month period shall not exceed 1% of the issued share capital of the Company for the time being. Any further grant of share options in excess of this limit is subject to shareholders' approval in a general meeting. Share options granted to a Director, chief executive or substantial shareholder of the Company, or any of their associates must be approved by the independent non-executive Directors (excluding independent non-executive Director who or whose associates is the proposed grantee of the options).

In addition, any share options granted to a substantial shareholder or an independent non-executive Director of the Company or to any of their associates that would result in the Shares to be issued in aggregate upon exercise thereof, in excess of 0.1% of the Shares in issue at any time and with an aggregate value (based on the closing price of the Shares at the date of the grant) in excess of HK\$5 million, within any 12-month period, are subject to shareholders' approval in advance in a general meeting.

The total number of shares which may be issued upon exercise of all options (excluding for this purpose options which have lapsed) to be granted under the Scheme and any other share option schemes must not in aggregate exceed 200,000,000 shares, representing approximately 10% and 9.72% of shares in issue as at 5 February 2013 (the date of which the shares of the Company were listed on the Stock Exchange) and as at the date of this annual report, respectively.

The offer of a grant of share options may be accepted within 21 days from the date of offer, upon payment of a nominal consideration of HK\$1 in total by the grantee. The exercise period of the share options granted is determinable by the Directors, which period may commence from the date of the offer of the share options, and shall end on a date which is not later than 10 years from the date of grant of the share options subject to the provisions for early termination thereof.

The subscription price for the shares under the Scheme shall be determined by the Directors, but shall not be less than the highest of (i) the closing price of the Shares as stated in the Stock Exchange's daily quotations sheet for trade in one or more board lots of the Shares on the date of the offer for the grant, which must be a business day; (ii) the average closing price of Shares as stated in the Stock Exchange's daily quotations for the five business days immediately preceding the date of the offer for the grant; and (iii) the nominal value of a Share.

Subject to the earlier termination of the Scheme in accordance with the rules thereof, the Scheme remained in force for a period of 10 years commencing on 11 January 2013, which was the date of adoption of the Scheme, and expired on 10 January 2023.

Since the adoption of the Scheme and up to its expiration, no share option has been granted, exercised, cancelled or lapsed under the Scheme. As at 1 July 2022, the number of share options available for grant under the Scheme mandate was 200,000,000. As at 30 June 2023, given the Scheme had expired, no share option was available for grant under the Scheme.

DIRECTORS' INTERESTS IN CONTRACTS OF SIGNIFICANCE

No Director nor an connected entity of the Director had a material interest, whether directly or indirectly, in any transactions, arrangements or contracts of significance in relation to the Group's business to which the Company or any of its subsidiaries was a party, subsisting during or at the end of the year.

DIRECTORS' REPORT

CONTROLLING SHAREHOLDERS' INTERESTS IN CONTRACTS OF SIGNIFICANCE

No contract of significance (whether it is for provision of services to the Group or not) had been entered into between the Company or any of its subsidiaries, and any controlling shareholder (as defined in the Listing Rules) of the Company or any of its subsidiaries.

DIRECTORS' INTERESTS IN COMPETING BUSINESS

During FY2023 and up to the date of this report, except for Mr. Tung Koon Ming who is one of the Controlling Shareholders currently interested or engaged in the Excluded Business, none of the Directors are considered to have any direct or indirect interests in businesses which compete or are likely to compete with businesses of the Group pursuant to Rule 8.10 of the Listing Rules.

CONNECTED TRANSACTIONS

A summary of the related party transactions made during FY2023 is disclosed in note 36 to the consolidated financial statements. The related party transactions also constitute connected transactions as defined in Chapter 14A of the Listing Rules, and such transactions are fully exempt from the requirements under Chapter 14A of the Listing Rules. The Company has complied with the disclosure requirements in accordance with Chapter 14A of the Listing Rules in respect of the connected transaction.

SUFFICIENCY OF PUBLIC FLOAT

Based on information that is publicly available to the Company and within the knowledge of the Directors, the Directors confirm that the Company has maintained a sufficient public float as required under the Listing Rules as at the latest practicable date prior to the issue of this annual report.

FIVE YEARS FINANCIAL SUMMARY

A summary of the results, assets and liabilities of the Group for the past five financial years is set out on page 151 of this annual report.

EVENTS AFTER THE REPORTING PERIOD

There is no material subsequent event undertaken by the Company or by the Group after 30 June 2023 and up to the date of this annual report.

CORPORATE GOVERNANCE

Principal corporate governance practices adopted by the Company are set out in the Corporate Governance Report on page 31 to page 44 of this annual report.

AUDIT COMMITTEE

The Audit Committee of the Board has reviewed the management and the accounting principles and practices adopted by the Group and discussed internal control and financial reporting matters including review of the audited financial statements for FY2023.

DIRECTORS' REPORT

PRE-EMPTIVE RIGHTS

There are no provisions for pre-emptive rights under the Articles of Association or the laws in the Cayman Islands, the jurisdiction in which the Company was incorporated, which would oblige the Company to offer new shares on a pro-rata basis to existing Shareholders.

TAX RELIEF

The Company is not aware of any tax relief or exemption available to the Shareholders by reason of their holding of the Shares during FY2023.

PURCHASE, SALE OR REDEMPTION OF LISTED SECURITIES

Neither the Company nor any of its subsidiaries had purchased, sold or redeemed any of the Company's listed securities during FY2023.

PERMITTED INDEMNITY PROVISIONS

During FY2023 and up to the date of this report, permitted indemnity provisions (within the meaning in section 469 of the Companies Ordinance) (Chapter 622 of the Laws of Hong Kong) were in force for the benefit of the Directors of the Company and its subsidiaries. The permitted indemnity provisions are provided for in the Articles of Association and in the Directors liability insurance maintained for the Group in respect of potential liability and costs associated with legal proceedings that may be brought against such Directors. During FY2023, no claims were made against the Directors.

MANAGEMENT CONTRACTS

No contracts concerning the management and administration of the whole or any substantial part of the business of the Company, which were not contract of service with any Director or any person engaged in full time employment of the Company, were entered into or existed during FY2023.

AUDITORS

The consolidated financial statements of the Group for FY2023 have been audited by Baker Tilly Hong Kong Limited. A resolution to re-appoint Baker Tilly Hong Kong Limited as the auditor of the Company in the following year will be proposed at the Annual General Meeting.

Baker Tilly Hong Kong Limited was appointed as the auditor of the Company from 24 November 2022 following the retirement of Deloitte Touche Tohmatsu. Saved as disclosed above, the Company did not change its auditor in the past three years.

On behalf of the Board

Mr. Tung Koon Ming

Chairman

Hong Kong, 28 September 2023

INDEPENDENT AUDITOR'S REPORT



TO THE MEMBERS OF TIME WATCH INVESTMENTS LIMITED

(incorporated in the Cayman Islands with limited liability)

OPINION

We have audited the consolidated financial statements of Time Watch Investments Limited (the "Company") and its subsidiaries (collectively referred to as the "Group") set out on pages 60 to 150, which comprise the consolidated statement of financial position as at 30 June 2023, and the consolidated statement of profit or loss and other comprehensive income, consolidated statement of changes in equity and consolidated statement of cash flows for the year then ended, and notes to the consolidated financial statements, including a summary of significant accounting policies.

In our opinion, the consolidated financial statements give a true and fair view of the consolidated financial position of the Group as at 30 June 2023, and of its consolidated financial performance and its consolidated cash flows for the year then ended in accordance with Hong Kong Financial Reporting Standards ("HKFRSs") issued by the Hong Kong Institute of Certified Public Accountants ("HKICPA") and have been properly prepared in compliance with the disclosure requirements of the Hong Kong Companies Ordinance.

BASIS FOR OPINION

We conducted our audit in accordance with Hong Kong Standards on Auditing ("HKSA") issued by the HKICPA. Our responsibilities under those standards are further described in the Auditor's Responsibilities for the Audit of the Consolidated Financial Statements section of our report. We are independent of the Group in accordance with the HKICPA's Code of Ethics for Professional Accountants (the "Code"), and we have fulfilled our other ethical responsibilities in accordance with the Code. We believe that the audit evidence we have obtained is sufficient and appropriate to provide a basis for our opinion.

INDEPENDENT AUDITOR'S REPORT

KEY AUDIT MATTER

Key audit matter is the matter that, in our professional judgment, was of most significance in our audit of the consolidated financial statements of the current period. The matter was addressed in the context of our audit of the consolidated financial statements as a whole, and in forming our opinion thereon, and we do not provide a separate opinion on the matter.

Key Audit Matter

How our audit addressed the key audit matter

Valuation of inventories

We identified the valuation of inventories as a key audit matter because of its significance to the consolidated financial statements, and the significant judgement exercised by management in identifying slow-moving inventory items that are no longer suitable for use in production or for sale and determining the appropriate levels of write down of inventories.

As set out in note 4 to the consolidated financial statements, in determining the write down of obsolete and slow-moving inventory items, the management reviews the ageing of inventories and carries out an inventory review on a product-by-product basis with reference to subsequent sales and usage of inventories and latest selling prices.

As at 30 June 2023, the carrying amount of inventories is approximately HK\$228,632,000 and write down of inventories of approximately HK\$7,408,000 was charged to profit or loss for the year then ended.

Our procedures in relation to evaluating the reasonableness of the valuation of inventories included:

- Understanding the inventory allowance policy of the Group in the identification of slow-moving inventories and measurement of the write down of inventories;
- Assessing whether the inventory allowance at the end of the reporting period was calculated in a manner consistent with the Group's inventory write down policy;
- Testing the accuracy of the Group's inventory ageing analysis, on a sample basis, to purchase invoices or production notes and assessing whether the write down of inventories is reasonable based on the factors considered by the management;
- Enquiring the management and the sales team about any expected changes in plans for the markdown of selling price of slow-moving inventories; and
- Assessing the reasonableness of the estimation of the net realisable value of inventories with reference to usage and sales of inventories subsequent to the end of the reporting period and latest selling prices, on a sample basis.

INDEPENDENT AUDITOR'S REPORT

OTHER MATTER

The consolidated financial statements of the Group for the year ended 30 June 2022 were audited by another independent auditor who expressed an unmodified opinion on those consolidated financial statements on 30 September 2022.

OTHER INFORMATION

The directors of the Company are responsible for the other information. The other information comprises the information included in the annual report, but does not include the consolidated financial statements and our auditor's report thereon.

Our opinion on the consolidated financial statements does not cover the other information and we do not express any form of assurance conclusion thereon.

In connection with our audit of the consolidated financial statements, our responsibility is to read the other information and, in doing so, consider whether the other information is materially inconsistent with the consolidated financial statements or our knowledge obtained in the audit or otherwise appears to be materially misstated. If, based on the work we have performed, we conclude that there is a material misstatement of this other information, we are required to report that fact. We have nothing to report in this regard.

RESPONSIBILITIES OF DIRECTORS AND THOSE CHARGED WITH GOVERNANCE FOR THE CONSOLIDATED FINANCIAL STATEMENTS

The directors of the Company are responsible for the preparation of the consolidated financial statements that give a true and fair view in accordance with HKFRSs issued by the HKICPA and the disclosure requirements of the Hong Kong Companies Ordinance, and for such internal control as the directors determine is necessary to enable the preparation of consolidated financial statements that are free from material misstatement, whether due to fraud or error.

In preparing the consolidated financial statements, the directors of the Company are responsible for assessing the Group's ability to continue as a going concern, disclosing, as applicable, matters related to going concern and using the going concern basis of accounting unless the directors of the Company either intend to liquidate the Group or to cease operations, or have no realistic alternative but to do so.

Those charged with governance are responsible for overseeing the Group's financial reporting process.

AUDITOR'S RESPONSIBILITIES FOR THE AUDIT OF THE CONSOLIDATED FINANCIAL STATEMENTS

Our objectives are to obtain reasonable assurance about whether the consolidated financial statements as a whole are free from material misstatement, whether due to fraud or error, and to issue an auditor's report that includes our opinion solely to you, as a body, in accordance with our agreed terms of engagement, and for no other purpose. We do not assume responsibility towards or accept liability to any other person for the contents of this report. Reasonable assurance is a high level of assurance, but is not a guarantee that an audit conducted in accordance with HKSAAs will always detect a material misstatement when it exists. Misstatements can arise from fraud or error and are considered material if, individually or in the aggregate, they could reasonably be expected to influence the economic decisions of users taken on the basis of these consolidated financial statements.

INDEPENDENT AUDITOR'S REPORT

As part of an audit in accordance with HKSAAs, we exercise professional judgment and maintain professional skepticism throughout the audit. We also:

- Identify and assess the risks of material misstatement of the consolidated financial statements, whether due to fraud or error, design and perform audit procedures responsive to those risks, and obtain audit evidence that is sufficient and appropriate to provide a basis for our opinion. The risk of not detecting a material misstatement resulting from fraud is higher than for one resulting from error, as fraud may involve collusion, forgery, intentional omissions, misrepresentations, or the override of internal control.
- Obtain an understanding of internal control relevant to the audit in order to design audit procedures that are appropriate in the circumstances, but not for the purpose of expressing an opinion on the effectiveness of the Group's internal control.
- Evaluate the appropriateness of accounting policies used and the reasonableness of accounting estimates and related disclosures made by the directors.
- Conclude on the appropriateness of the directors' use of the going concern basis of accounting and, based on the audit evidence obtained, whether a material uncertainty exists related to events or conditions that may cast significant doubt on the Group's ability to continue as a going concern. If we conclude that a material uncertainty exists, we are required to draw attention in our auditor's report to the related disclosures in the consolidated financial statements or, if such disclosures are inadequate, to modify our opinion. Our conclusions are based on the audit evidence obtained up to the date of our auditor's report. However, future events or conditions may cause the Group to cease to continue as a going concern.
- Evaluate the overall presentation, structure and content of the consolidated financial statements, including the disclosures, and whether the consolidated financial statements represent the underlying transactions and events in a manner that achieves fair presentation.
- Obtain sufficient appropriate audit evidence regarding the financial information of the entities or business activities within the Group to express an opinion on the consolidated financial statements. We are responsible for the direction, supervision and performance of the group audit. We remain solely responsible for our audit opinion.

We communicate with those charged with governance regarding, among other matters, the planned scope and timing of the audit and significant audit findings, including any significant deficiencies in internal control that we identify during our audit.

We also provide those charged with governance with a statement that we have complied with relevant ethical requirements regarding independence, and to communicate with them all relationships and other matters that may reasonably be thought to bear on our independence, and where applicable, actions taken to eliminate threats or safeguards applied.

INDEPENDENT AUDITOR'S REPORT

From the matters communicated with those charged with governance, we determine the matters that were of most significance in the audit of the consolidated financial statements of the current period and are therefore the key audit matters. We describe the matters in our auditor's report unless law or regulation precludes public disclosure about the matter or when, in extremely rare circumstances, we determine that a matter should not be communicated in our report because the adverse consequences of doing so would reasonably be expected to outweigh the public interest benefits of such communication.

The engagement director on the audit resulting in the independent auditor's report is Del Rosario, Faith Corazon.

Baker Tilly Hong Kong Limited

Certified Public Accountants

Del Rosario, Faith Corazon

Practising certificate number P06143

Hong Kong

28 September 2023

CONSOLIDATED STATEMENT OF PROFIT OR LOSS AND OTHER COMPREHENSIVE INCOME

For the year ended 30 June 2023

	NOTES	2023 HK\$'000	2022 HK\$'000
Revenue	5	981,760	1,408,092
Cost of sales		(260,757)	(385,810)
Gross profit		721,003	1,022,282
Other income, gains and losses, net	8	43,375	56,181
Net (impairment losses) reversal of impairment losses on trade receivables		(1,460)	1,029
Selling and distribution costs		(627,264)	(915,800)
Administrative expenses		(94,706)	(111,256)
Impairment losses on property, plant and equipment		(4,741)	(10,050)
Impairment losses on right-of-use assets		(81)	(1,750)
Net reversal of provision for (provision for) onerous contracts		10,157	(17,141)
Finance costs	9	(838)	(850)
Share of results of a joint venture		72	1,061
Profit before taxation		45,517	23,706
Income tax (charge) credit	10	(7,498)	7,927
Profit for the year	11	38,019	31,633
Other comprehensive (expense) income			
Items that will not be reclassified to profit or loss:			
(Loss) gain on revaluation of leasehold land and buildings		(321)	8,345
Gain on revaluation of property, plant and equipment upon transfer to investment properties		–	2,270
Deferred tax on revaluation of a property		72	(1,312)
Exchange differences arising on translation		(115,985)	(36,925)
Items that may be reclassified subsequently to profit or loss:			
Fair value change of debt instruments at fair value through other comprehensive income		(17,971)	(15,035)
Reclassification adjustment relating to debt instruments at fair value through other comprehensive income disposed of during the year		1,291	(1,574)
		(132,914)	(44,231)
Total comprehensive expense for the year		(94,895)	(12,598)
Profit (loss) for the year attributable to owners of the Company:			
Owners of the Company		37,070	33,020
Non-controlling interests		949	(1,387)
		38,019	31,633
Total comprehensive expense attributable to:			
Owners of the Company		(93,483)	(9,614)
Non-controlling interests		(1,412)	(2,984)
		(94,895)	(12,598)
Earnings per share	13	1.8	1.6
– Basic (HK cents)			

CONSOLIDATED STATEMENT OF FINANCIAL POSITION

At 30 June 2023

	NOTES	2023 HK\$'000	2022 HK\$'000
Non-current assets			
Property, plant and equipment	14	385,626	429,792
Right-of-use assets	15	44,156	56,929
Investment properties	16	125,668	126,840
Deposits paid for acquisition of property, plant and equipment		–	844
Interest in a joint venture	17	–	11,467
Financial assets at fair value through profit or loss	18	7,603	106,745
Debt instruments at fair value through other comprehensive income	19	198,151	256,526
Financial assets at amortised cost	20	168,542	289,336
Deferred tax assets	27	52,638	58,968
		982,384	1,337,447
Current assets			
Inventories	21	228,632	354,420
Trade receivables	22	162,639	187,669
Other receivables, deposits and prepayments	22	81,661	84,780
Tax recoverable		2,364	2,642
Financial assets at fair value through profit or loss	18	93,130	71,338
Financial assets at amortised cost	20	276,582	58,570
Bank balances and cash	23	792,200	840,498
		1,637,208	1,599,917
Current liabilities			
Trade payables and bills payable	24	17,625	45,789
Other payables and accrued charges	24	81,638	115,006
Tax payable		34,356	48,973
Lease liabilities	25	5,879	10,816
Other loans	28	15,673	15,695
		155,171	236,279
Net current assets		1,482,037	1,363,638
Total assets less current liabilities		2,464,421	2,701,085

CONSOLIDATED STATEMENT OF FINANCIAL POSITION

At 30 June 2023

	NOTES	2023 HK\$'000	2022 HK\$'000
Capital and reserves			
Share capital	26	205,807	205,807
Reserves		2,180,252	2,376,998
Equity attributable to owners of the Company		2,386,059	2,582,805
Non-controlling interests		1,531	28,807
Total equity		2,387,590	2,611,612
Non-current liabilities			
Deferred tax liabilities	27	66,893	74,818
Lease liabilities	25	9,938	14,655
		76,831	89,473
		2,464,421	2,701,085

The consolidated financial statements on pages 60 to 150 were approved and authorised for issue by the Board of Directors on 28 September 2023 and are signed on its behalf by:

Mr. Tung Koon Ming
DIRECTOR

Mr. Tung Wai Kit
DIRECTOR

CONSOLIDATED STATEMENT OF CHANGES IN EQUITY

For the year ended 30 June 2023

	Attributable to owners of the Company								Non-controlling interests HK\$'000	Total equity HK\$'000	
	Share capital HK\$'000	Share premium HK\$'000	Special reserve HK\$'000 (note a)	Translation reserve HK\$'000	Investment revaluation reserve HK\$'000	Properties revaluation reserve HK\$'000	Statutory surplus reserve HK\$'000 (note b)	Accumulated profits HK\$'000			Total HK\$'000
At 30 June 2021	207,638	508,840	(230,147)	45,466	9,930	6,396	72,983	1,980,700	2,601,806	31,988	2,633,794
Profit (loss) for the year	-	-	-	-	-	-	-	33,020	33,020	(1,387)	31,633
Exchange differences arising on translation	-	-	-	(35,328)	-	-	-	-	(35,328)	(1,597)	(36,925)
Gain on revaluation of leasehold land and buildings	-	-	-	-	-	8,345	-	-	8,345	-	8,345
Gain on revaluation of property, plant and equipment upon transfer to investment properties	-	-	-	-	-	2,270	-	-	2,270	-	2,270
Deferred tax on revaluation of a property	-	-	-	-	-	(1,312)	-	-	(1,312)	-	(1,312)
Fair value change of debt instruments at fair value through other comprehensive income	-	-	-	-	(15,035)	-	-	-	(15,035)	-	(15,035)
Reclassification adjustment relating to debt instruments at fair value through other comprehensive income disposed of during the year	-	-	-	-	(1,574)	-	-	-	(1,574)	-	(1,574)
Total comprehensive (expense) income for the year	-	-	-	(35,328)	(16,609)	9,303	-	33,020	(9,614)	(2,984)	(12,598)
Reclassification of cumulative translation reserve upon disposal of a subsidiary	-	-	-	54	-	-	-	-	54	-	54
Reclassification of cumulative properties revaluation reserve upon disposal of a property	-	-	-	-	-	(5,913)	-	5,913	-	-	-
Dividends declared by subsidiaries to non-controlling interests	-	-	-	-	-	-	-	-	-	(197)	(197)
Repurchase and cancellation of shares (Note 26)	(1,831)	(7,610)	-	-	-	-	-	-	(9,441)	-	(9,441)
Appropriation to reserve	-	-	-	-	-	-	793	(793)	-	-	-
At 30 June 2022	205,807	501,230	(230,147)	10,192	(6,679)	9,786	73,776	2,018,840	2,582,805	28,807	2,611,612
Profit for the year	-	-	-	-	-	-	-	37,070	37,070	949	38,019
Exchange differences arising on translation	-	-	-	(113,624)	-	-	-	-	(113,624)	(2,361)	(115,985)
Gain on revaluation of leasehold land and buildings	-	-	-	-	-	(321)	-	-	(321)	-	(321)
Deferred tax on revaluation of a property	-	-	-	-	-	72	-	-	72	-	72
Fair value change of debt instruments at fair value through other comprehensive income	-	-	-	-	(17,971)	-	-	-	(17,971)	-	(17,971)
Reclassification adjustment relating to debt instruments at fair value through other comprehensive income disposed of during the year	-	-	-	-	1,291	-	-	-	1,291	-	1,291
Total comprehensive (expense) income for the year	-	-	-	(113,624)	(16,680)	(249)	-	37,070	(93,483)	(1,412)	(94,895)
Dividends declared by the Company to shareholders	-	-	-	-	-	-	-	(102,903)	(102,903)	-	(102,903)
Dividends declared by subsidiaries to non-controlling interests	-	-	-	-	-	-	-	-	-	(7,153)	(7,153)
Reclassification of cumulative translation reserve upon disposal of subsidiaries	-	-	-	(360)	-	-	-	-	(360)	-	(360)
Derecognition of non-controlling interests and statutory surplus reserve upon disposal of subsidiaries	-	-	-	-	-	-	(4,214)	4,214	-	(18,711)	(18,711)
At 30 June 2023	205,807	501,230	(230,147)	(103,792)	(23,359)	9,537	69,562	1,957,221	2,386,059	1,531	2,387,590

Notes:

- (a) The special reserve represents: (i) the difference between the nominal amount of the share capital issued by the Company and the nominal amount of the share capital of the acquired subsidiaries; (ii) financial guarantee provided to ultimate holding company as a result of group reorganisation which occurred in prior years; and (iii) the difference between the nominal amount and fair value of the loan advanced from a non-controlling shareholder of a subsidiary at initial recognition.
- (b) The statutory surplus reserves represent enterprise development and general reserve fund appropriated from the profit after taxation of subsidiaries established in the People's Republic of China (the "PRC").

CONSOLIDATED STATEMENT OF CASH FLOWS

For the year ended 30 June 2023

	2023 HK\$'000	2022 HK\$'000
OPERATING ACTIVITIES		
Profit before taxation	45,517	23,706
Adjustments for:		
Allowance for obsolete inventories	7,408	9,100
Net impairment losses (reversal of impairment losses) on trade receivables	1,460	(1,029)
Loss on disposal of a joint venture	269	–
Gain on disposal of subsidiaries	(1,245)	–
Depreciation of property, plant and equipment	51,572	71,399
Loss on disposal and write-off of property, plant and equipment	2,330	10,490
Depreciation of right-of-use assets	10,962	19,286
Impairment losses on property, plant and equipment	4,741	10,050
Impairment losses on right-of-use assets	81	1,750
(Net reversal of provision for) provision for onerous contracts	(10,157)	17,141
Gain on fair value change of investment properties	(432)	(736)
Loss from changes in fair value of financial assets measured at fair value through profit or loss	1,233	3,243
Share of results of a joint venture	(72)	(1,061)
Gain on disposal of assets classified as held for sale	–	(114)
Gain on disposal of debt instruments at fair value through other comprehensive income	(584)	(1,659)
Finance costs	838	850
Interest income	(56,426)	(48,701)
Operating cash flows before movements in working capital	57,495	113,715
Decrease in inventories	54,227	5,011
Decrease in trade receivables	4,412	94,219
(Increase) decrease in other receivables, deposits and prepayments	(8,551)	31,548
Decrease in trade payables and bills payable	(22,339)	(10,178)
Decrease in other payables and accrued charges	(513)	(49,145)
Cash generated from operations	84,731	185,170
Interest received	41,433	37,200
Income tax paid	(18,559)	(46,866)
NET CASH FROM OPERATING ACTIVITIES	107,605	175,504
INVESTING ACTIVITIES		
Purchase of property, plant and equipment	(73,818)	(89,050)
Deposits paid for acquisition of property, plant and equipment	–	(929)
Proceeds from disposal of property, plant and equipment	38,401	1,054
Proceeds from disposal of debt instruments at fair value through other comprehensive income	76,492	38,427
Proceeds from disposal of assets classified as held for sale	–	14,834
Advance to a joint venture	–	(2,343)
Purchase of debt instruments at fair value through other comprehensive income	(36,891)	(103,301)
Purchase of financial assets at fair value through profit or loss	(2,000)	(62,625)
Redemption of financial assets at fair value through profit or loss	68,082	307,975
Purchase of financial assets at amortised cost	(323,390)	(498,338)
Redemption of financial assets at amortised cost	192,899	863,300
Refund of (payment for) rental deposits	5,170	(202)
Interest received from debt instruments at fair value through other comprehensive income	14,993	11,501
Dividend received from a joint venture	2,340	1,539
Proceeds from disposal of subsidiaries	7,736	–
Proceeds from disposal of a joint venture	8,905	–
NET CASH (USED IN) FROM INVESTING ACTIVITIES	(21,081)	481,842

CONSOLIDATED STATEMENT OF **CASH FLOWS**

For the year ended 30 June 2023

	2023 <i>HK\$'000</i>	2022 <i>HK\$'000</i>
FINANCING ACTIVITIES		
Dividends paid	(110,056)	(197)
Interest paid	(838)	(850)
Other loans raised	–	7,797
Repayment of bank borrowings	–	(40,000)
Payment of lease liabilities	(11,184)	(18,022)
Payment on repurchase and cancellation of shares	–	(9,441)
NET CASH USED IN FINANCING ACTIVITIES	(122,078)	(60,713)
NET (DECREASE) INCREASE IN CASH AND CASH EQUIVALENTS	(35,554)	596,633
CASH AND CASH EQUIVALENTS AT BEGINNING OF THE YEAR	840,498	254,856
EFFECT OF FOREIGN EXCHANGE RATE CHANGES	(12,744)	(10,991)
CASH AND CASH EQUIVALENTS AT END OF THE YEAR	792,200	840,498
ANALYSIS OF CASH AND CASH EQUIVALENTS		
Bank balances and cash	792,200	840,498

NOTES TO THE CONSOLIDATED FINANCIAL STATEMENTS

For the year ended 30 June 2023

1. GENERAL

Time Watch Investments Limited (the “Company”) was incorporated as an exempted company in the Cayman Islands with limited liability under the Companies Law (2007 Revision) Chapter 22 of the Cayman Islands. The Company’s shares are listed on The Stock Exchange of Hong Kong Limited (the “Stock Exchange”). Its immediate and ultimate holding company is Red Glory Investments Limited, a company incorporated in the British Virgin Islands (“BVI”). The addresses of the registered office and principal place of business of the Company are disclosed in the section headed “Corporate Information” in this annual report.

The Company is an investment holding company. Details of the principal activities of its subsidiaries are set out in note 37.

The functional currency of the Company is Renminbi (“RMB”), while the consolidated financial statements is presented in Hong Kong dollar (“HK\$”), which the management of the Group considered that it is more beneficial for the users of the consolidated financial statements, as the Company’s shares are listed on the Stock Exchange.

2. APPLICATION OF AMENDMENTS TO HONG KONG FINANCIAL REPORTING STANDARDS (“HKFRSs”)

Amendments to HKFRSs that are mandatorily effective for the current year

In the current year, the Group has applied the following amendments to HKFRSs issued by the Hong Kong Institute of Certified Public Accountants (“HKICPA”) for the first time, which are mandatorily effective for the annual periods beginning on or after 1 July 2022 for the preparation of the consolidated financial statements:

Amendment to HKFRS 3	Reference to the Conceptual Framework
Amendment to HKAS 16	Property, Plant and Equipment – Proceeds before Intended Use
Amendment to HKAS 37	Onerous Contracts – Cost of Fulfilling a Contract
Amendment to HKFRSs	Annual Improvements to HKFRSs 2018 to 2020

Except as described below, the application of the amendments to HKFRSs in the current year has had no material impact on the Group’s financial positions and performance for the current and prior years and/or on the disclosures set out in these consolidated financial statements.

Impacts on application of Amendments to HKAS 37 Onerous Contracts – Cost of Fulfilling a Contract

The Group has applied the amendments for the first time in the current year. The amendments specify that, when an entity assesses whether a contract is onerous in accordance with HKAS 37, the unavoidable costs under a contract should reflect the least net cost of exiting from the contract, which is the lower of the cost of fulfilling it and any compensation or penalties arising from failure to fulfil it. Costs of fulfilling the contract include incremental costs and an allocation of other costs that relate directly to fulfilling contracts (e.g. an allocation of the depreciation charge for an item of property, plant and equipment used in fulfilling the contract).

In accordance with the transitional provisions, the amendments are applicable to contracts for which the Group has not yet fulfilled all its obligations as at the date of initial application, 1 July 2022. Specifically, the Group’s assessment of onerous contracts in relation to the unavoidable cost of running retail stores.

The application of the amendments in the current year has had no impact on the Group’s financial positions and performance.

NOTES TO THE CONSOLIDATED FINANCIAL STATEMENTS

For the year ended 30 June 2023

2. APPLICATION OF AMENDMENTS TO HONG KONG FINANCIAL REPORTING STANDARDS (“HKFRSs”) (cont’d)

New and amendments to HKFRSs in issue but not yet effective

The Group has not early applied the following new and amendments to HKFRSs that have been issued but are not yet effective:

HKFRS 17 (Including the October 2020 and February 2022 Amendments to HKFRS 17)	Insurance Contracts ²
Amendments to HKFRS 10 and HKAS 28	Sale or Contribution of Assets between an Investor and its Associate or Joint Venture ¹
Amendments to HKFRS 16	Lease Liability in a Sale and Leaseback ³
Amendments to HKAS 1	Classification of Liabilities as Current or Non-current and related amendments to Hong Kong Interpretation 5 (2020) ³
Amendments to HKAS 1	Non-current Liabilities with Covenants ³
Amendments to HKAS 1 and HKFRS Practice Statement 2	Disclosure of Accounting Policies ²
Amendments to HKAS 8	Definition of Accounting Estimates ²
Amendments to HKAS 12	Deferred Tax related to Assets and Liabilities arising from a Single Transaction ²
Amendments to HKAS 12	International Tax Reform-Pillar Two model Rules ²
Amendments to HKAS 7 and HKFRS 7	Supplier Finance Arrangement ³
Amendments to HKAS 21	Lack of Exchangeability ⁴

¹ Effective for annual periods beginning on or after a date to be determined

² Effective for annual periods beginning on or after 1 January 2023

³ Effective for annual periods beginning on or after 1 January 2024

⁴ Effective for annual periods beginning on or after 1 January 2025

Except for the new and amendments to HKFRSs mentioned below, the directors of the Company anticipate that the application of all other new and amendments to HKFRSs will have no material impact on the consolidated financial statements in the foreseeable future.

NOTES TO THE CONSOLIDATED FINANCIAL STATEMENTS

For the year ended 30 June 2023

2. APPLICATION OF AMENDMENTS TO HONG KONG FINANCIAL REPORTING STANDARDS (“HKFRSs”) (cont’d)

Amendments to HKAS 1 and HKFRS Practice Statement 2 Disclosure of Accounting Policies

HKAS 1 is amended to replace all instances of the term “significant accounting policies” with “material accounting policy information”. Accounting policy information is material if, when considered together with other information included in an entity’s financial statements, it can reasonably be expected to influence decisions that the primary users of general purpose financial statements make on the basis of those financial statements.

The amendments also clarify that accounting policy information may be material because of the nature of the related transactions, other events or conditions, even if the amounts are immaterial. However, not all accounting policy information relating to material transactions, other events or conditions is itself material. If an entity chooses to disclose immaterial accounting policy information, such information must not obscure material accounting policy information.

HKFRS Practice Statement 2 Making Materiality Judgements (the “Practice Statement”) is also amended to illustrate how an entity applies the “four-step materiality process” to accounting policy disclosures and to judge whether information about an accounting policy is material to its financial statements. Guidance and examples are added to the Practice Statement.

The application of the amendments is not expected to have significant impact on the financial position or performance of the Group but may affect the disclosures of the Group’s significant accounting policies. The impacts of application, if any, will be disclosed in the Group’s future consolidated financial statements.

Amendments to HKAS 12 “Deferred Tax related to Assets and Liabilities arising from a Single Transaction”

The amendments narrow the scope of the recognition exemption of deferred tax liabilities and deferred tax assets in paragraphs 15 and 24 of HKAS 12 “Income Taxes” (“HKAS 12”) so that it no longer applies to transactions that, on initial recognition, give rise to equal taxable and deductible temporary differences.

As disclosed in note 3, for leasing transactions in which the tax deductions are attributable to the lease liabilities, the Group applies HKAS 12 requirements to the relevant assets and liabilities as a whole. Temporary differences relating to relevant assets and liabilities are assessed on a net basis.

Upon the application of the amendments, the Group will recognise a deferred tax asset (to the extent that it is probable that taxable profit will be available against which the deductible temporary difference can be utilised) and a deferred tax liability for all deductible and taxable temporary differences associated with the right-of-use assets and the lease liabilities.

The amendments are effective for the Group’s annual reporting periods beginning on or after 1 July 2023, with early application permitted. As at 30 June 2023, the carrying amounts of right-of-use assets and lease liabilities which are subject to the amendments amounted to HK\$44,156,000 and HK\$15,817,000 respectively. The Group is still in the process of assessing the full impact of the application of the amendments. The cumulative effect of initially applying the amendments will be recognised as an adjustment to the opening balance of accumulated profits (or other component of equity, as appropriate) at the beginning of the earliest comparative period presented.

NOTES TO THE CONSOLIDATED FINANCIAL STATEMENTS

For the year ended 30 June 2023

2. APPLICATION OF AMENDMENTS TO HONG KONG FINANCIAL REPORTING STANDARDS (“HKFRSs”) (cont’d)

New HKICPA guidance on the accounting implications of the abolition of the MPF-LSP offsetting mechanism

In June 2022, the Government of the Hong Kong SAR (the “Government”) gazetted the Hong Kong Employment and Retirement Schemes Legislation (Offsetting Arrangement) (Amendment) Ordinance 2022 (the “Amendment Ordinance”), which will eventually abolish the statutory right of an employer to reduce its long service payment (“LSP”) and severance payment payable to a Hong Kong employee by drawing on its mandatory contributions to the mandatory provident fund (“MPF”) scheme (also known as the “offsetting mechanism”). The Government has subsequently announced that the Amendment Ordinance will come into effect from 1 May 2025 (the “Transition Date”). Separately, the Government is also expected to introduce a subsidy scheme to assist employers after the abolition.

Among other things, once the abolition of the offsetting mechanism takes effect, an employer can no longer use any of the accrued benefits derived from its mandatory MPF contributions (irrespective of the contributions made before, on or after the Transition Date) to reduce the LSP in respect of an employee’s service from the Transition Date. However, where an employee’s employment commenced before the Transition Date, the employer can continue to use the above accrued benefits to reduce the LSP in respect of the employee’s service up to that date; in addition, the LSP in respect of the service before the Transition Date will be calculated based on the employee’s monthly salary immediately before the Transition Date and the years of service up to that date.

In July 2023, the HKICPA published “Accounting implications of the abolition of the MPF-LSP offsetting mechanism in Hong Kong” that provides guidance on the accounting considerations relating to the offsetting mechanism and the abolition of the mechanism. In particular, the guidance indicates that entities may account for the accrued benefits derived from its mandatory MPF contributions that are expected to be used to reduce the LSP payable to an employee as deemed contributions by that employee towards the LSP. However, applying this approach, upon the enactment of the Amendment Ordinance in June 2022, it is no longer permissible to apply the practical expedient in paragraph 93(b) of HKAS 19 and recognise such deemed contributions as reduction of current service cost in the period the related service is rendered, and any impact from ceasing to apply the practical expedient is recognised as a catch-up adjustment in profit or loss with a corresponding adjustment to the LSP liability during the year ended 30 June 2023.

In this year and in prior periods, consistent with the HKICPA guidance the Group has been accounting for the accrued benefits derived from its mandatory MPF contributions that are expected to be used to reduce the LSP payable to an employee as deemed employee contributions towards the LSP. However, the Group has been applying the abovementioned practical expedient.

The Group has assessed the implications of this new guidance on the above accounting policies and has decided to change those accounting policies to conform with the guidance. The management has commenced the processes on implementing the change including additional data collection and impact assessment. However, the impact of the change is not reasonably estimable at the time these consolidated financial statements are authorised for issue, as the Group has yet to fully complete its assessment of the impact of the HKICPA guidance. The Group expects to adopt this guidance with retrospective application in its annual financial statements for the year ending 30 June 2024.

NOTES TO THE CONSOLIDATED FINANCIAL STATEMENTS

For the year ended 30 June 2023

3. SIGNIFICANT ACCOUNTING POLICIES

The consolidated financial statements have been prepared in accordance with HKFRSs issued by the HKICPA. For the purpose of preparation of the consolidated financial statements, information is considered material if such information is reasonably expected to influence decisions made by primary users. In addition, the consolidated financial statements include applicable disclosures required by the Rules Governing the Listing of Securities on The Stock Exchange of Hong Kong Limited ("Listing Rules") and by the disclosure requirements of the Hong Kong Companies Ordinance.

The consolidated financial statements have been prepared on the historical cost basis except for certain properties and certain financial instruments, which are measured at revalued amounts or fair values at the end of each reporting period, as explained in the accounting policies set out below.

Historical cost is generally based on the fair value of the consideration given in exchange for goods.

Fair value is the price that would be received to sell an asset or paid to transfer a liability in an orderly transaction between market participants at the measurement date, regardless of whether that price is directly observable or estimated using another valuation technique. In estimating the fair value of an asset or a liability, the Group takes into account the characteristics of the asset or liability if market participants would take those characteristics into account when pricing the asset or liability at the measurement date. Fair value for measurement and/or disclosure purposes in these consolidated financial statements is determined on such a basis, except for leasing transactions that are accounted for in accordance with HKFRS 16 "Leases" ("HKFRS 16"), and measurements that have some similarities to fair value but are not fair value, such as net realisable value for the purposes of measuring inventories in HKAS 2 "Inventories" or value in use for the purposes of impairment assessment in HKAS 36 "Impairment of Assets" ("HKAS 36").

A fair value measurement of a non-financial asset takes into account a market participant's ability to generate economic benefits by using the asset in its highest and best use or by selling it to another market participant that would use the asset in its highest and best use.

For financial instruments and investment properties which are transacted at fair value and a valuation technique that unobservable inputs are to be used to measure fair value in subsequent periods, the valuation technique is calibrated so that at initial recognition the results of the valuation technique equals the transaction price.

In addition, for financial reporting purposes, fair value measurements are categorised into Level 1, 2 or 3 based on the degree to which the inputs to the fair value measurements are observable and the significance of the inputs to the fair value measurement in its entirety, which are described as follows:

- Level 1 inputs are quoted prices (unadjusted) in active markets for identical assets or liabilities that the entity can access at the measurement date;
- Level 2 inputs are inputs, other than quoted prices included within Level 1, that are observable for the asset or liability, either directly or indirectly; and
- Level 3 inputs are unobservable inputs for the asset or liability.

The principal accounting policies adopted are set out below.

NOTES TO THE CONSOLIDATED FINANCIAL STATEMENTS

For the year ended 30 June 2023

3. SIGNIFICANT ACCOUNTING POLICIES (cont'd)

Basis of consolidation

The consolidated financial statements incorporate the financial statements of the Company and entities controlled by the Company and its subsidiaries. Control is achieved when the Company:

- has power over the investee;
- is exposed, or has rights, to variable returns from its involvement with the investee; and
- has the ability to use its power to affect its returns.

The Group reassesses whether or not it controls an investee if facts and circumstances indicate that there are changes to one or more of the three elements of control listed above.

Consolidation of a subsidiary begins when the Group obtains control over the subsidiary and ceases when the Group loses control of the subsidiary. Specifically, income and expenses of a subsidiary acquired or disposed of during the year are included in the consolidated statement of profit or loss and other comprehensive income from the date the Group gains control until the date when the Group ceases to control the subsidiary.

Profit or loss and each item of other comprehensive income are attributed to the owners of the Company and to the non-controlling interests. Total comprehensive income of subsidiaries is attributed to the owners of the Company and to the non-controlling interests even if this results in the non-controlling interests having a deficit balance.

Where necessary, adjustments are made to the financial statements of subsidiaries to bring their accounting policies in line with the Group's accounting policies.

All intragroup assets and liabilities, equity, income, expenses and cash flows relating to transactions between members of the Group are eliminated in full on consolidation.

Non-controlling interests in subsidiaries are presented separately from the Group's equity therein, which represent present ownership interests entitling their holders to a proportionate share of net assets of the relevant subsidiaries upon liquidation.

Changes in the Group's interests in existing subsidiaries

Changes in the Group's interests in subsidiaries that do not result in the Group losing control over the subsidiaries are accounted for as equity transactions. The carrying amounts of the Group's relevant components of equity and the non-controlling interests are adjusted to reflect the changes in their relative interests in the subsidiaries, including re-attribution of relevant reserves between the Group and the non-controlling interests according to the Group's and the non-controlling interests' proportionate interests.

Any difference between the amount by which the non-controlling interests are adjusted, and the fair value of the consideration paid or received is recognised directly in equity and attributed to owners of the Company.

NOTES TO THE CONSOLIDATED FINANCIAL STATEMENTS

For the year ended 30 June 2023

3. SIGNIFICANT ACCOUNTING POLICIES (cont'd)

Changes in the Group's interests in existing subsidiaries (cont'd)

When the Group loses control of a subsidiary, the assets and liabilities of that subsidiary and non-controlling interests (if any) are derecognised. A gain or loss is recognised in profit or loss and is calculated as the difference between (i) the aggregate of the fair value of the consideration received and the fair value of any retained interest and (ii) the carrying amount of the assets (including goodwill), and liabilities of the subsidiary attributable to the owners of the Company. All amounts previously recognised in other comprehensive income in relation to that subsidiary are accounted for as if the Group had directly disposed of the related assets or liabilities of the subsidiary (i.e. reclassified to profit or loss or transferred to another category of equity as specified/permitted by applicable HKFRSs). The fair value of any investment retained in the former subsidiary at the date when control is lost is regarded as the fair value on initial recognition for subsequent accounting under HKFRS 9 "Financial Instruments" ("HKFRS 9") or, when applicable, the cost on initial recognition of an investment in an associate or a joint venture.

Investment in a joint venture

A joint venture is a joint arrangement whereby the parties that have joint control of the arrangement have rights to the net assets of the joint arrangement. Joint control is the contractually agreed sharing of control of an arrangement, which exists only when decisions about the relevant activities require unanimous consent of the parties sharing control.

The results and assets and liabilities of a joint venture is incorporated in these consolidated financial statements using the equity method of accounting. The financial statements of the joint venture used for equity accounting purposes are prepared using uniform accounting policies as those of the Group for like transactions and events in similar circumstances. Under the equity method, an investment in a joint venture is initially recognised in the consolidated statement of financial position at cost and adjusted thereafter to recognise the Group's share of the profit or loss and other comprehensive income of the joint venture. Changes in net assets of the joint venture other than profit or loss and other comprehensive income are not accounted for unless such changes resulted in changes in ownership interest held by the Group. When the Group's share of losses of a joint venture exceeds the Group's interest in that joint venture (which includes any long-term interests that, in substance, form part of the Group's net investment in the joint venture), the Group discontinues recognising its share of further losses. Additional losses are recognised only to the extent that the Group has incurred legal or constructive obligations or made payments on behalf of the joint venture.

An investment in a joint venture is accounted for using the equity method from the date on which the investee becomes a joint venture. On acquisition of the investment in a joint venture, any excess of the cost of the investment over the Group's share of the net fair value of the identifiable assets and liabilities of the investee is recognised as goodwill, which is included within the carrying amount of the investment. Any excess of the Group's share of the net fair value of the identifiable assets and liabilities over the cost of the investment, after reassessment, is recognised immediately in profit or loss in the period in which the investment is acquired.

NOTES TO THE CONSOLIDATED FINANCIAL STATEMENTS

For the year ended 30 June 2023

3. SIGNIFICANT ACCOUNTING POLICIES (cont'd)

Investment in a joint venture (cont'd)

The Group assesses whether there is an objective evidence that the interest in a joint venture may be impaired. When any objective evidence exists, the entire carrying amount of the investment (including goodwill) is tested for impairment in accordance with HKAS 36 as a single asset by comparing its recoverable amount (higher of value in use and fair value less costs of disposal) with its carrying amount. Any impairment loss recognised is not allocated to any asset, including goodwill, that forms part of the carrying amount of the investment. Any reversal of that impairment loss is recognised in accordance with HKAS 36 to the extent that the recoverable amount of the investment subsequently increases.

When the Group ceases to have joint control over a joint venture, it is accounted for as a disposal of the entire interest in the investee with a resulting gain or loss being recognised in profit or loss. When the Group retains an interest in the former joint venture and the retained interest is a financial asset within the scope of HKFRS 9, the Group measures the retained interest at fair value at that date and the fair value is regarded as its fair value on initial recognition. The difference between the carrying amount of the joint venture and the fair value of any retained interest and any proceeds from disposing of the relevant interest in the joint venture is included in the determination of the gain or loss on disposal of the joint venture. In addition, the Group accounts for all amounts previously recognised in other comprehensive income in relation to that joint venture on the same basis as would be required if that joint venture had directly disposed of the related assets or liabilities. Therefore, if a gain or loss previously recognised in other comprehensive income by that joint venture would be reclassified to profit or loss on the disposal of the related assets or liabilities, the Group reclassifies the gain or loss from equity to profit or loss (as a reclassification adjustment) upon disposal/partial disposal of the relevant joint venture.

When a group entity transacts with a joint venture of the Group, profits and losses resulting from the transactions with the joint venture are recognised in the Group's consolidated financial statements only to the extent of interests in the joint venture that are not related to the Group.

Revenue from contracts with customers

The Group recognises revenue when (or as) a performance obligation is satisfied, i.e. when "control" of the goods or services underlying the particular performance obligation is transferred to the customer.

A performance obligation represents a good or service (or a bundle of goods or services) that is distinct or a series of distinct goods or services that are substantially the same.

Control is transferred over time and revenue is recognised over time by reference to the progress towards complete satisfaction of the relevant performance obligation if one of the following criteria is met:

- the customer simultaneously receives and consumes the benefits provided by the Group's performance as the Group performs;
- the Group's performance creates or enhances an asset that the customer controls as the Group performs; or
- the Group's performance does not create an asset with an alternative use to the Group and the Group has an enforceable right to payment for performance completed to date.

NOTES TO THE CONSOLIDATED FINANCIAL STATEMENTS

For the year ended 30 June 2023

3. SIGNIFICANT ACCOUNTING POLICIES (cont'd)

Revenue from contracts with customers (cont'd)

Otherwise, revenue is recognised at a point in time when the customer obtains control of the distinct good or service.

The Group sells goods to customer. Revenue from sales of goods to customers is recognised when control of the products has transferred, being when the products are delivered to the customers and there is no unfulfilled obligation that could affect the customer's acceptance of the products. It is the Group's policy to sell its products to the customers with a right to exchange or return faulty products to another product within reasonable period after delivery. No contract liability and right to the returned goods are recognised as insignificant amount of returns are expected based on accumulated experience.

Leases

Definition of a lease

A contract is, or contains, a lease if the contract conveys the right to control the use of an identified asset for a period of time in exchange for consideration.

For contracts entered into or modified on or after the date of initial application of HKFRS 16 or arising from business combinations, the Group assesses whether a contract is or contains a lease based on the definition under HKFRS 16 at inception, modification date or acquisition date, as appropriate. Such contract will not be reassessed unless the terms and conditions of the contract are subsequently changed.

The Group as a lessee

Allocation of consideration to components of a contract

For a contract that contains a lease component and one or more additional lease or non-lease components, the Group allocates the consideration in the contract to each lease component on the basis of the relative stand-alone price of the lease component and the aggregate stand-alone price of the non-lease components, including contract for acquisition of ownership interests of a property which includes both leasehold land and non-lease building components, unless such allocation cannot be made reliably.

Non-lease components are separated from lease component and are accounted for by applying other applicable standards.

Short-term leases

The Group applies the short-term lease recognition exemption to leases that have a lease term of twelve months or less from the commencement date and do not contain a purchase option. Lease payments on short-term leases are recognised as expense on a straight-line basis or another systematic basis over the lease term.

NOTES TO THE CONSOLIDATED FINANCIAL STATEMENTS

For the year ended 30 June 2023

3. SIGNIFICANT ACCOUNTING POLICIES (cont'd)

Leases (cont'd)

The Group as a lessee (cont'd)

Right-of-use assets

The cost of right-of-use assets includes:

- the amount of the initial measurement of the lease liability;
- any lease payments made at or before the commencement date, less any lease incentives received;
- any initial direct costs incurred by the Group; and
- an estimate of costs to be incurred by the Group in dismantling and removing the underlying assets, restoring the site on which it is located or restoring the underlying asset to the condition required by the terms and conditions of the lease.

Right-of-use assets are measured at cost, less any accumulated depreciation and impairment losses, and adjusted for any remeasurement of lease liabilities other than adjustments to lease liabilities resulting from COVID-19-related rent concessions in which the Group applied the practical expedient. Right-of-use assets are depreciated on a straight-line basis over the shorter of its estimated useful life and the lease term.

The Group presents right-of-use assets that do not meet the definition of investment property as a separate line item on the consolidated statement of financial position.

Refundable rental deposits

Refundable rental deposits paid are accounted under HKFRS 9 and initially measured at fair value. Adjustments to fair value at initial recognition are considered as additional lease payments and included in the cost of right-of-use assets.

Lease liabilities

At the commencement date of a lease, the Group recognises and measures the lease liability at the present value of lease payments that are unpaid at that date. In calculating the present value of lease payments, the Group uses the incremental borrowing rate at the lease commencement date if the interest rate implicit in the lease is not readily determinable.

The lease payments include:

- fixed payments (including in-substance fixed payments) less any lease incentives receivable; and
- variable lease payments that depend on an index or a rate, initially measured using the index or rate as at the commencement date.

NOTES TO THE CONSOLIDATED FINANCIAL STATEMENTS

For the year ended 30 June 2023

3. SIGNIFICANT ACCOUNTING POLICIES (cont'd)

Leases (cont'd)

The Group as a lessee (cont'd)

Lease liabilities (cont'd)

Variable lease payments that reflect changes in market rental rates are initially measured using the market rental rates as at the commencement date. Variable lease payments that do not depend on an index or a rate are not included in the measurement of lease liabilities and right-of-use assets, and are recognised as expense in the period in which the event or condition that triggers the payment occurs.

After the commencement date, lease liabilities are adjusted by interest accretion and lease payments.

The Group remeasures lease liabilities and makes a corresponding adjustment to the related right-of-use asset whenever:

- the lease term has changed or there is a change in the assessment of exercise of a purchase option, in which case the related lease liability is remeasured by discounting the revised lease payments using a revised discount rate at the date of reassessment.
- the lease payments change due to changes in expected payment under a guaranteed residual value, in which cases the related lease liability is remeasured by discounting the revised lease payments using the initial discount rate.

The Group presents lease liabilities as a separate line item on the consolidated statement of financial position.

Lease modifications

Except for COVID-19-related rent concessions in which the Group applied the practical expedient, the Group accounts for a lease modification as a separate lease if:

- the modification increases the scope of the lease by adding the right to use one or more underlying assets; and
- the consideration for the leases increases by an amount commensurate with the stand-alone price for the increase in scope and any appropriate adjustments to that stand-alone price to reflect the circumstances of the particular contract.

For a lease modification that is not accounted for as a separate lease, the Group remeasures the lease liability, less any lease incentives receivable, based on the lease term of the modified lease by discounting the revised lease payments using a revised discount rate at the effective date of the modification.

The Group accounts for the remeasurement of lease liabilities by making corresponding adjustments to the relevant right-of-use asset. When the modified contract contains a lease component and one or more additional lease or non-lease components, the Group allocates the consideration in the modified contract to each lease component on the basis of the relative stand-alone price of the lease component and the aggregate stand-alone price of the non-lease components.

NOTES TO THE CONSOLIDATED FINANCIAL STATEMENTS

For the year ended 30 June 2023

3. SIGNIFICANT ACCOUNTING POLICIES (cont'd)

Leases (cont'd)

The Group as a lessee (cont'd)

COVID-19-related rent concessions

In relation to rent concessions that occurred as a direct consequence of the COVID-19 pandemic, the Group has elected to apply the practical expedient not to assess whether the change is a lease modification if all of the following conditions are met:

- the change in lease payments results in revised consideration for the lease that is substantially the same as, or less than, the consideration for the lease immediately preceding the change;
- any reduction in lease payments affects only payments originally due on or before 30 June 2022; and
- there is no substantive change to other terms and conditions of the lease.

A lessee applying the practical expedient accounts for changes in lease payments resulting from rent concessions the same way it would account for the changes applying HKFRS 16 if the changes were not a lease modification. Forgiveness or waiver of lease payments are accounted for as variable lease payments. The related lease liabilities are adjusted to reflect the amounts forgiven or waived with a corresponding adjustment recognised in the profit or loss in the period in which the event occurs.

The Group as a lessor

Classification and measurement of leases

Leases for which the Group is a lessor are classified as finance or operating leases. Whenever the terms of the lease transfer substantially all the risks and rewards incidental to ownership of an underlying asset to the lessee, the contract is classified as a finance lease. All other leases are classified as operating leases.

Rental income from operating leases is recognised in profit or loss on a straight-line basis over the term of the relevant lease. Initial direct costs incurred in negotiating and arranging an operating lease are added to the carrying amount of the leased asset, and such costs are recognised as an expense on a straight-line basis over the lease term except for investment properties measured under fair value model.

Refundable rental deposits

Refundable rental deposits received are accounted for under HKFRS 9 and initially measured at fair value. Adjustments to fair value at initial recognition are considered as additional lease payments from lessees.

Foreign currencies

In preparing the financial statements of each individual group entity, transactions in currencies other than the functional currency of that entity ("foreign currencies") are recognised at the rates of exchanges prevailing on the dates of the transactions. At the end of the reporting period, monetary items denominated in foreign currencies are retranslated at the rates prevailing at that date. Non-monetary items carried at fair value that are denominated in foreign currencies are retranslated at the rates prevailing on the date when the fair value was determined. When a fair value gain or loss on a non-monetary item is recognised in profit or loss, any exchange component of that gain or loss is also recognised in profit or loss. When a fair value gain or loss on a non-monetary item is recognised in other comprehensive income, any exchange component of that gain or loss is also recognised in other comprehensive income. Non-monetary items that are measured in terms of historical cost in a foreign currency are not retranslated.

NOTES TO THE CONSOLIDATED FINANCIAL STATEMENTS

For the year ended 30 June 2023

3. SIGNIFICANT ACCOUNTING POLICIES (cont'd)

Foreign currencies (cont'd)

Exchange differences arising on the settlement of monetary items and on the retranslation of monetary items are recognised in profit or loss in the period in which they arise.

For the purposes of presenting the consolidated financial statements, the assets and liabilities of the Group's operations are translated into the presentation currency of the Group (i.e. HK\$) using exchange rates prevailing at the end of each reporting period. Income and expenses items are translated at the average exchange rates for the period. Exchange differences arising, if any, are recognised in other comprehensive income and accumulated in equity under the heading of translation reserve (attributable to non-controlling interests as appropriate).

On the disposal of a foreign operation (that is, a disposal of the Group's entire interest in a foreign operation, or a disposal involving loss of control over a subsidiary that includes a foreign operation, or a partial disposal of an interest in a joint arrangement that includes a foreign operation of which the retained interest becomes a financial asset), all of the exchange differences accumulated in equity in respect of that operation attributable to the owners of the Company are reclassified to profit or loss.

Exchange differences relating to the retranslation of the Group's net assets in RMB to the Group's presentation currency (i.e. HK\$) are recognised directly in other comprehensive income and accumulated in translation reserve. Such exchange differences accumulated in the translation reserve are not reclassified to profit or loss subsequently.

Borrowing costs

Borrowing costs which are not eligible for capitalisation to qualifying assets are recognised in profit or loss in the period in which they are incurred.

Government grants

Government grants are not recognised until there is reasonable assurance that the Group will comply with the conditions attaching to them and that the grants will be received.

Government grants related to income that are receivable as compensation for expenses or losses already incurred or for the purpose of giving immediate financial support to the Group with no future related costs are recognised in profit or loss in the period in which they become receivable. Government grants relating to compensation of expenses are deducted from the related expenses, other government grants are presented under "other income, gain and losses, net".

Retirement benefits costs

Payments to state-managed retirement benefits schemes for staff in the PRC, excluding Hong Kong, and the Mandatory Provident Fund Scheme for staff in Hong Kong are recognised as expenses when employees have rendered services entitling them to the contributions.

NOTES TO THE CONSOLIDATED FINANCIAL STATEMENTS

For the year ended 30 June 2023

3. SIGNIFICANT ACCOUNTING POLICIES (cont'd)

Short-term employee benefits

Short-term employee benefits are recognised at the undiscounted amount of the benefits expected to be paid as and when employees rendered the services. All short-term employee benefits are recognised as an expense unless another HKFRS requires or permits the inclusion of the benefit in the cost of an asset.

A liability is recognised for benefits accruing to employees (such as wages and salaries, annual leave and sick leave) after deducting any amount already paid.

Taxation

Income tax expense represents the sum of the tax currently payable and deferred tax.

The tax currently payable is based on taxable profit for the year. Taxable profit differs from profit before taxation, as reported in the consolidated statement of profit or loss and other comprehensive income because of income or expense that are taxable or deductible in other years and items that are never taxable or deductible. The Group's liability for current tax is calculated using tax rates that have been enacted or substantively enacted by the end of the reporting period.

Deferred tax is recognised on temporary differences between the carrying amounts of assets and liabilities in the consolidated financial statements and the corresponding tax bases used in the computation of taxable profit. Deferred tax liabilities are generally recognised for all taxable temporary differences. Deferred tax assets are generally recognised for all deductible temporary differences to the extent that it is probable that taxable profits will be available against which those deductible temporary differences can be utilised. Such assets and liabilities are not recognised if the temporary difference arises from the initial recognition of other assets and liabilities in a transaction (other than in a business combination) that affects neither the taxable profit nor the accounting profit.

Deferred tax liabilities are recognised for taxable temporary differences associated with investments in subsidiaries and interest in a joint venture, except where the Group is able to control the reversal of the temporary difference and it is probable that the temporary difference will not reverse in the foreseeable future. Deferred tax assets arising from deductible temporary differences associated with such investments and interests are only recognised to the extent that it is probable that there will be sufficient taxable profits against which to utilise the benefits of the temporary differences and they are expected to reverse in the foreseeable future.

The carrying amount of deferred tax assets is reviewed at the end of each reporting period and reduced to the extent that it is no longer probable that sufficient taxable profits will be available to allow all or part of the asset to be recovered.

Deferred tax assets and liabilities are measured at the tax rates that are expected to apply in the period in which the asset is realised or the liability is settled, based on tax rate (and tax laws) that have been enacted or substantively enacted by the end of the reporting period.

NOTES TO THE CONSOLIDATED FINANCIAL STATEMENTS

For the year ended 30 June 2023

3. SIGNIFICANT ACCOUNTING POLICIES (cont'd)

Taxation (cont'd)

The measurement of deferred tax liabilities and assets reflects the tax consequences that would follow from the manner in which the Group expects, at the end of the reporting period, to recover or settle the carrying amount of its assets and liabilities.

For the purposes of measuring deferred tax for investment properties that are measured using the fair value model, the carrying amounts of such properties are presumed to be recovered entirely through sale, unless the presumption is rebutted. The presumption is rebutted when the investment property is depreciable and is held within a business model whose objective is to consume substantially all of the economic benefits embodied in the investment property over time, rather than through sale, except for freehold land, which is always presumed to be recovered entirely through sale.

For the purposes of measuring deferred tax for leasing transactions in which the Group recognises the right-of-use assets and the related lease liabilities, the Group first determines whether the tax deductions are attributable to the right-of-use assets or the lease liabilities.

For leasing transactions in which the tax deductions are attributable to the lease liabilities, the Group applies HKAS 12 requirements to the leasing transaction as a whole. Temporary differences relating to right-of-use assets and lease liabilities are assessed on a net basis. Excess of depreciation on right-of-use assets over the lease payments for the principal portion of lease liabilities results in net deductible temporary differences.

Deferred tax assets and liabilities are offset when there is a legally enforceable right to set off current tax assets against current tax liabilities and when they relate to income taxes levied to the same taxable entity by the same taxation authority.

Current and deferred tax are recognised in profit or loss, except when they relate to items that are recognised in other comprehensive income or directly in equity, in which case, the current and deferred tax are also recognised in other comprehensive income or directly in equity respectively.

Property, plant and equipment

Property, plant and equipment are tangible assets that are held for use in the production or supply of goods or services, or for administrative purposes (other than construction in progress as described below). Property, plant and equipment are stated in the consolidated statement of financial position at cost or fair value less subsequent accumulated depreciation and subsequent accumulated impairment losses, if any.

Construction in progress for production, supply or administrative purposes are carried at cost, less any recognised impairment loss. Costs include any costs directly attributable to bringing the asset to the location and condition necessary for it to be capable of operating in the manner intended by management, including costs of testing whether the related assets is functioning properly and, for qualifying assets, borrowing costs capitalised in accordance with the Group's accounting policy. Depreciation of these assets, on the same basis as other property assets, commences when the assets are ready for their intended use.

When the Group makes payments for ownership interests of properties which includes both leasehold land and building elements, the entire consideration is allocated between the leasehold land and the building elements in proportion to the relative fair values at initial recognition.

NOTES TO THE CONSOLIDATED FINANCIAL STATEMENTS

For the year ended 30 June 2023

3. SIGNIFICANT ACCOUNTING POLICIES (cont'd)

Property, plant and equipment (cont'd)

To the extent the allocation of the relevant payments can be made reliably, interest in leasehold land is presented as "right-of-use assets" in the consolidated statement of financial position except for those that are classified and accounted for as investment properties under the fair value model. When the consideration cannot be allocated reliably between non-lease building element and undivided interest in the underlying leasehold land, the entire properties are classified as property, plant and equipment.

Owned properties and car park in Hong Kong held for use for administrative purposes, are stated in the consolidated statement of financial position at their revalued amounts, being the fair value at the date of revaluation less any subsequent accumulated depreciation and any subsequent impairment losses. Revaluations are performed with sufficient regularity such that the carrying amount does not differ materially from that which would be determined using fair values at the end of the reporting period.

Any revaluation increase arising on revaluation of owned properties and car park in Hong Kong is recognised in other comprehensive income and accumulated in properties revaluation reserve, except to the extent that it reverses a revaluation decrease of the same asset previously recognised as an expense, in which case the increase is credited to profit or loss to the extent of the decrease previously charged. A decrease in net carrying amount arising on revaluation of such owned properties is recognised in profit or loss to the extent that it exceeds the balance, if any, on the properties revaluation reserve relating to a previous revaluation of that asset. On the subsequent sale or retirement of a revalued asset, the attributable revaluation surplus remaining in the properties revaluation reserve is transferred to accumulated profits.

Depreciation is recognised so as to write off the cost or valuation of assets other than properties under construction less their residual values over their estimated useful lives, using the straight-line method. The estimated useful lives, residual values and depreciation method are reviewed at the end of each reporting period, with the effect of any changes in estimate accounted for on a prospective basis.

An item of property, plant and equipment is derecognised upon disposal or when no future economic benefits are expected to arise from the continued use of the asset. Any gain or loss arising on the disposal or retirement of an item of property, plant and equipment is determined as the difference between the sales proceeds and the carrying amount of the asset and is recognised in profit or loss.

Investment properties

Investment properties are properties held to earn rentals and/or for capital appreciation. Investment properties are initially measured at cost, including any directly attributable expenditure. Subsequent to initial recognition, investment properties are measured at their fair value. All of the Group's property interests held under operating leases to earn rentals or for capital appreciation purposes are classified and accounted for as investment properties and are measured using the fair value model. Gains or losses arising from changes in the fair value of investment properties are included in profit or loss for the period in which they arise.

An investment property is derecognised upon disposal or when the investment property is permanently withdrawn from use and no future economic benefits are expected from its disposals. Any gain or loss arising on derecognition of the property (calculated as the difference between the net disposal proceeds and the carrying amount of the asset) is included in the profit or loss in the period in which the property is derecognised.

NOTES TO THE CONSOLIDATED FINANCIAL STATEMENTS

For the year ended 30 June 2023

3. SIGNIFICANT ACCOUNTING POLICIES (cont'd)

Impairment on property, plant and equipment and right-of-use assets

At the end of the reporting period, the Group reviews the carrying amounts of its property, plant and equipment and right-of-use assets to determine whether there is any indication that those assets have suffered an impairment loss. If any such indication exists, the recoverable amount of the relevant asset is estimated in order to determine the extent of the impairment loss, if any. The recoverable amount of property, plant and equipment and right-of-use assets are estimated individually, when it is not possible to estimate the recoverable amount individually, the Group estimates the recoverable amount of the cash-generating unit to which the asset belongs.

In testing a cash-generating unit for impairment, corporate assets are allocated to the relevant cash-generating unit when a reasonable and consistent basis of allocation can be established, or otherwise they are allocated to the smallest group of cash generating units for which a reasonable and consistent allocation basis can be established. The recoverable amount is determined for the cash-generating unit or group of cash-generating units to which the corporate asset belongs, and is compared with the carrying amount of the relevant cash-generating unit or group of cash-generating units.

Recoverable amount is the higher of fair value less costs of disposal and value in use. In assessing value in use, the estimated future cash flows are discounted to their present value using a pre-tax discount rate that reflects current market assessments of the time value of money and the risks specific to the asset (or a cash-generating unit) for which the estimates of future cash flows have not been adjusted.

If the recoverable amount of an asset (or a cash-generating unit) is estimated to be less than its carrying amount, the carrying amount of the asset (or a cash-generating unit) is reduced to its recoverable amount. For corporate assets or portion of corporate assets which cannot be allocated on a reasonable and consistent basis to a cash-generating units, the Group compares the carrying amount of a group of cash-generating units, including the carrying amounts of corporate assets or portion of corporate assets allocated to that group of cash-generating units, with the recoverable amount of the group of cash-generating units. In allocating the impairment loss, the impairment loss is allocated first to reduce the carrying amount of any goodwill (if applicable) and then to the other assets on a pro-rata basis based on the carrying amount of each asset in the unit or the group of cash-generating units. The carrying amount of an asset is not reduced below the highest of its fair value less costs of disposal (if measurable), its value in use (if determinable) and zero. The amount of the impairment loss that would otherwise have been allocated to the asset is allocated pro rata to the other assets of the unit or the group of cash-generating units. An impairment loss is recognised immediately in profit or loss.

Where an impairment loss subsequently reverses, the carrying amount of the asset (or cash-generating unit or the group of cash-generating units) is increased to the revised estimate of its recoverable amount, but so that the increased carrying amount does not exceed the carrying amount that would have been determined had no impairment loss been recognised for the asset (or a cash-generating unit or the group of cash-generating units) in prior years. A reversal of an impairment loss is recognised immediately in profit or loss.

NOTES TO THE CONSOLIDATED FINANCIAL STATEMENTS

For the year ended 30 June 2023

3. SIGNIFICANT ACCOUNTING POLICIES (cont'd)

Cash and cash equivalents

Cash and cash equivalents presented on the consolidated statement of financial position include:

- (a) cash, which comprises of cash on hand and demand deposits, excluding bank balances that are subject to regulatory restrictions that result in such balances no longer meeting the definition of cash; and
- (b) cash equivalents, which comprises of short-term (generally with original maturity of three months or less), highly liquid investments that are readily convertible to a known amount of cash and which are subject to an insignificant risk of changes in value. Cash equivalents are held for the purpose of meeting short-term cash commitments rather than for investment or other purposes.

For the purposes of the consolidated statement of cash flows, cash and cash equivalents consist of cash and cash equivalents as defined above, net of outstanding bank overdrafts which are repayable on demand and form an integral part of the Group's cash management. Such overdrafts are presented as short-term borrowings in the consolidated statement of financial position.

Inventories

Inventories are stated at the lower of cost and net realisable value. Cost of inventories are determined on a first-in, first-out method. Net realisable value represents the estimated selling price for inventories less all estimated costs of completion and costs necessary to make the sale. Costs necessary to make the sale include incremental costs directly attributable to the sale and non-incremental costs which the Group must incur to make the sale.

Provisions

Provisions are recognised when the Group has a present obligation (legal or constructive) as a result of a past event, it is probable that the Group will be required to settle that obligation, and a reliable estimate can be made of the amount of the obligation.

The amount recognised as a provision is the best estimate of the consideration required to settle the present obligation at the end of the reporting period, taking into account the risks and uncertainties surrounding the obligation. When a provision is measured using the cash flows estimated to settle the present obligation, its carrying amount is the present value of those cash flows (where the effect of the time value of money is material).

Provisions for the expected cost of warranty obligations under the relevant contracts with customers for sale of goods are recognised at the date of sale of the relevant products, at the directors' best estimate of the expenditure required to settle the Group's obligation.

Onerous contracts

Present obligations arising under onerous contracts are recognised and measured as provisions. An onerous contract is considered to exist where the Group has a contract under which the unavoidable costs of meeting the obligations under the contract exceed the economic benefits expected to be received from the contract. The unavoidable costs under a contract reflect the least net cost of exiting from the contract, which is the lower of the net cost of fulfilling it and any compensation or penalties arising from failure to fulfil it.

NOTES TO THE CONSOLIDATED FINANCIAL STATEMENTS

For the year ended 30 June 2023

3. SIGNIFICANT ACCOUNTING POLICIES (cont'd)

Financial instruments

Financial assets and financial liabilities are recognised when a group entity becomes a party to the contractual provisions of the instrument. All regular way purchases or sales of financial assets are recognised and derecognised on a trade date basis. Regular way purchases or sales are purchases or sales of financial assets that require delivery of assets within the time frame established by regulation or convention in the marketplace.

Financial assets and financial liabilities are initially measured at fair value except for trade receivables arising from contracts with customers which are initially measured in accordance with HKFRS 15 "Revenue from Contracts with Customers" ("HKFRS 15"). Transaction costs that are directly attributable to the acquisition or issue of financial assets and financial liabilities (other than financial assets or financial liabilities at fair value through profit or loss ("FVTPL")) are added to or deducted from the fair value of the financial assets or financial liabilities, as appropriate, on initial recognition. Transaction costs directly attributable to the acquisition of financial assets or financial liabilities at FVTPL are recognised immediately in profit or loss.

The effective interest method is a method of calculating the amortised cost of a financial asset or financial liability and of allocating interest income and interest expense over the relevant period. The effective interest rate is the rate that exactly discounts estimated future cash receipts and payments (including all fees and points paid or received that form an integral part of the effective interest rate, transaction costs and other premiums or discounts) through the expected life of the financial asset or financial liability, or, where appropriate, a shorter period to the net carrying amount on initial recognition.

Financial assets

Classification and subsequent measurement of financial assets

Financial assets that meet the following conditions are subsequently measured at amortised cost:

- the financial asset is held within a business model whose objective is to collect contractual cash flows; and
- the contractual terms give rise on specified dates to cash flows that are solely payments of principal and interest on the principal amount outstanding.

Financial assets that meet the following conditions are subsequently measured at fair value through other comprehensive income ("FVTOCI"):

- the financial asset is held within a business model whose objective is achieved by both selling and collecting contractual cash flows; and
- the contractual terms give rise on specified dates to cash flows that are solely payments of principal and interest on the principal amount outstanding.

All other financial assets are subsequently measured at FVTPL.

NOTES TO THE CONSOLIDATED FINANCIAL STATEMENTS

For the year ended 30 June 2023

3. SIGNIFICANT ACCOUNTING POLICIES (cont'd)

Financial assets (cont'd)

Classification and subsequent measurement of financial assets (cont'd)

A financial asset is held for trading if:

- it has been acquired principally for the purpose of selling in the near term;
- on initial recognition it is a part of a portfolio of identified financial instruments that the Group manages together and has a recent actual pattern of short-term profit-taking; or
- it is a derivative that is not designated and effective as a hedging instrument.

In addition, the Group may irrevocably designate a financial asset that are required to be measured at the amortised cost or FVTOCI as measured at FVTPL if doing so eliminates or significantly reduces an accounting mismatch.

(i) Amortised cost and interest income

Interest income is recognised using the effective interest method for financial assets measured subsequently at amortised cost and debt instruments subsequently measured at FVTOCI. Interest income is calculated by applying the effective interest rate to the gross carrying amount of a financial asset, except for financial assets that have subsequently become credit-impaired (see below). For financial assets that have subsequently become credit-impaired, interest income is recognised by applying the effective interest rate to the amortised cost of the financial asset from the next reporting period. If the credit risk on the credit-impaired financial instrument improves so that the financial asset is no longer credit-impaired, interest income is recognised by applying the effective interest rate to the gross carrying amount of the financial asset from the beginning of the reporting period following the determination that the asset is no longer credit impaired.

(ii) Debt instruments classified as at FVTOCI

Subsequent changes in the carrying amounts for debt instruments classified as at FVTOCI as a result of interest income calculated using the effective interest method are recognised in profit or loss. All other changes in the carrying amount of these debt instruments are recognised in other comprehensive income and accumulated under the heading of investment revaluation reserve. Impairment allowances are recognised in profit or loss with corresponding adjustment to other comprehensive income without reducing the carrying amounts of these debt instruments. When these debt instruments are derecognised, the cumulative gains or losses previously recognised in other comprehensive income are reclassified to profit or loss.

(iii) Financial assets at FVTPL

Financial assets that do not meet the criteria for being measured at amortised cost or FVTOCI or designated as FVTOCI are measured at FVTPL.

Financial assets at FVTPL are measured at fair value at the end of each reporting period, with any fair value gains or losses recognised in profit or loss. The net gain or loss recognised in profit or loss excludes any dividend or interest earned on the financial asset and is included in the "other income, gains and losses, net" line item.

NOTES TO THE CONSOLIDATED FINANCIAL STATEMENTS

For the year ended 30 June 2023

3. SIGNIFICANT ACCOUNTING POLICIES (cont'd)

Financial assets (cont'd)

Impairment of financial assets

The Group performs impairment assessment under expected credit loss ("ECL") model on financial assets (including trade receivables, other receivables and deposits, certificate of deposits at amortised cost, fixed deposits, debt instruments at FVTOCI and bank balances) which are subject to impairment assessment under HKFRS 9. The amount of ECL is updated at each reporting date to reflect changes in credit risk since initial recognition.

Lifetime ECL represents the ECL that will result from all possible default events over the expected life of the relevant instrument. In contrast, 12-month ECL ("12m ECL") represents the portion of lifetime ECL that is expected to result from default events that are possible within twelve months after the reporting date. Assessment is done based on the Group's historical credit loss experience, adjusted for factors that are specific to the debtors, general economic conditions and an assessment of both the current conditions at the reporting date as well as the forecast of future conditions.

The Group always recognises lifetime ECL for trade receivables.

For all other instruments, the Group measures the loss allowance equal to 12m ECL, unless when there has been a significant increase in credit risk since initial recognition, in which case the Group recognises lifetime ECL. The assessment of whether lifetime ECL should be recognised is based on significant increases in the likelihood or risk of a default occurring since initial recognition.

(i) Significant increase in credit risk

In assessing whether the credit risk has increased significantly since initial recognition, the Group compares the risk of a default occurring on the financial instrument as at the reporting date with the risk of a default occurring on the financial instrument as at the date of initial recognition. In making this assessment, the Group considers both quantitative and qualitative information that is reasonable and supportable, including historical experience and forward-looking information that is available without undue cost or effort.

In particular, the following information is taken into account when assessing whether credit risk has increased significantly:

- an actual or expected significant deterioration in the financial instrument's external (if available) or internal credit rating;
- significant deterioration in external market indicators of credit risk, e.g. a significant increase in the credit spread, the credit default swap prices for the debtor;
- existing or forecast adverse changes in business, financial or economic conditions that are expected to cause a significant decrease in the debtor's ability to meet its debt obligations;
- an actual or expected significant deterioration in the operating results of the debtor;
- an actual or expected significant adverse change in the regulatory, economic, or technological environment of the debtor that results in a significant decrease in the debtor's ability to meet its debt obligations.

NOTES TO THE CONSOLIDATED FINANCIAL STATEMENTS

For the year ended 30 June 2023

3. SIGNIFICANT ACCOUNTING POLICIES (cont'd)

Financial assets (cont'd)

Impairment of financial assets (cont'd)

(i) *Significant increase in credit risk (cont'd)*

Irrespective of the outcome of the above assessment, the Group presumes that the credit risk has increased significantly since initial recognition when contractual payments are more than 30 days past due, unless the Group has reasonable and supportable information that demonstrates otherwise.

Despite the foregoing, the Group assumes that the credit risk on a debt instrument has not increased significantly since initial recognition if the debt instrument is determined to have low credit risk at the reporting date. A debt instrument is determined to have low credit risk if i) it has a low risk of default, ii) the borrower has a strong capacity to meet its contractual cash flow obligations in the near term and iii) adverse changes in economic and business conditions in the longer term may, but will not necessarily, reduce the ability of the borrower to fulfil its contractual cash flow obligations. The Group considers a debt instrument to have low credit risk when it has an internal or external credit rating of 'investment grade' as per globally understood definitions.

The Group regularly monitors the effectiveness of the criteria used to identify whether there has been a significant increase in credit risk and revises them as appropriate to ensure that the criteria are capable of identifying significant increase in credit risk before the amount becomes past due.

(ii) *Definition of default*

For internal credit risk management, the Group considers an event of default occurs when information developed internally or obtained from external sources indicates that the debtor is unlikely to pay its creditors, including the Group, in full (without taking into account any collaterals held by the Group).

The Group considers that default has occurred when the instrument is more than 90 days past due unless the Group has reasonable and supportable information to demonstrate that a more lagging default criterion is more appropriate.

(iii) *Credit-impaired financial assets*

A financial asset is credit-impaired when one or more events that have a detrimental impact on the estimated future cash flows of that financial asset have occurred. Evidence that a financial asset is credit-impaired includes observable data about the following events:

- significant financial difficulty of the issuer or the borrower;
- a breach of contract, such as a default or past due event;
- the lender(s) of the borrower, for economic or contractual reasons relating to the borrower's financial difficulty, having granted to the borrower a concession(s) that the lender(s) would not otherwise consider;
- it is becoming probable that the borrower will enter bankruptcy or other financial reorganisation; or
- the disappearance of an active market for that financial asset because of financial difficulties.

NOTES TO THE CONSOLIDATED FINANCIAL STATEMENTS

For the year ended 30 June 2023

3. SIGNIFICANT ACCOUNTING POLICIES (cont'd)

Financial assets (cont'd)

Impairment of financial assets (cont'd)

(iv) Write-off policy

The Group considers writing-off a financial asset when there is information indicating that the counterparty is in severe financial difficulty and there is no realistic prospect of recovery, e.g. when the counterparty has been placed under liquidation or has entered into bankruptcy proceedings, or in the case of trade receivables, when the amounts are over two years past due, whichever occurs sooner. Financial assets written off may still be subject to enforcement activities under the Group's recovery procedures, taking into account legal advice where appropriate. A write-off constitutes a derecognition event. Any recoveries made are recognised in profit or loss.

(v) Measurement and recognition of ECL

The measurement of ECL is a function of the probability of default, loss given default (i.e. the magnitude of the loss if there is a default) and the exposure at default. The assessment of the probability of default and loss given default is based on historical data and forward-looking information. Estimation of ECL reflects an unbiased and probability-weighted amount that is determined with the respective risks of default occurring as the weights. The Group uses a practical expedient in estimating ECL on trade receivables using a provision matrix taking into consideration historical credit loss experience and forward looking information that is available without undue cost or effort.

Generally, the ECL is estimated as the difference between all contractual cash flows that are due to the Group in accordance with the contract and all the cash flows that the Group expects to receive, discounted at the effective interest rate determined at initial recognition.

Lifetime ECL for certain trade receivables are considered on a collective basis taking into consideration past due information and relevant credit information such as forward looking macroeconomic information.

For collective assessment, the Group takes into consideration the following characteristics when formulating the grouping:

- Past-due status;
- Nature, size and industry of debtors; and
- External credit ratings where available.

The grouping is regularly reviewed by management to ensure the constituents of each group continue to share similar credit risk characteristics.

NOTES TO THE CONSOLIDATED FINANCIAL STATEMENTS

For the year ended 30 June 2023

3. SIGNIFICANT ACCOUNTING POLICIES (cont'd)

Financial assets (cont'd)

Impairment of financial assets (cont'd)

(v) Measurement and recognition of ECL (cont'd)

Interest income is calculated based on the gross carrying amount of the financial asset unless the financial asset is credit-impaired, in which case interest income is calculated based on amortised cost of the financial asset.

Except for investments in debt instruments that are measured at FVTOCI, the Group recognises an impairment gain or loss in profit or loss for all financial instruments by adjusting their carrying amount, with the exception of trade receivables where the corresponding adjustment is recognised through a loss allowance account. For investments in debt instruments that are measured at FVTOCI, the loss allowance is recognised in other comprehensive income and accumulated in the investment revaluation reserve without reducing the carrying amount of these debt instruments. Such amount represents the changes in the investment revaluation reserve in relation to accumulated loss allowance.

Derecognition of financial assets

The Group derecognises a financial asset only when the contractual rights to the cash flows from the assets expire, or when it transfers the financial asset and substantially all the risks and rewards of ownership of the assets to another entity.

On derecognition of a financial asset measured at amortised cost, the difference between the asset's carrying amount and the sum of the consideration received and receivable is recognised in profit or loss.

On derecognition of an investment in a debt instrument classified as at FVTOCI, the cumulative gain or loss previously accumulated in the investment revaluation reserve is reclassified to profit or loss.

Financial liabilities and equity

Classification as debt or equity

Debt and equity instruments are classified as either financial liabilities or as equity in accordance with the substance of the contractual arrangements and the definitions of a financial liability and an equity instrument.

Equity instruments

An equity instrument is any contract that evidences a residual interest in the assets of an entity after deducting all of its liabilities. Equity instruments issued by the Company are recognised at the proceeds received, net of direct issue costs.

Repurchase of the Company's own equity instruments is recognised and deducted directly in equity. No gain or loss is recognised in profit or loss on the purchase, sale, issue or cancellation of the Company's own equity instruments.

Financial liabilities

All financial liabilities including trade payables, bills payable, other payables, and other loans are subsequently measured at amortised cost using the effective interest method.

Derecognition of financial liabilities

The Group derecognises financial liabilities when, and only when, the Group's obligations are discharged, cancelled or have expired. The difference between the carrying amount of the financial liability derecognised and the consideration paid and payable is recognised in profit or loss.

NOTES TO THE CONSOLIDATED FINANCIAL STATEMENTS

For the year ended 30 June 2023

3. SIGNIFICANT ACCOUNTING POLICIES (cont'd)

Financial assets (cont'd)

Offsetting a financial asset and a financial liability

A financial asset and a financial liability are offset and the net amount presented in the consolidated statement of financial position when, and only when, the Group currently has a legally enforceable right to set off the recognised amounts; and intends either to settle on a net basis, or to realise the asset and settle the liability simultaneously.

Related parties

- (a) A person or a close member of that person's family is related to the Group if that person:
- (i) has control or joint control of the Group;
 - (ii) has significant influence over the Group; or
 - (iii) is a member of key management personnel of the Group or the Company's parent.
- (b) An entity is related to the Group if any of the following conditions apply:
- (i) The entity and the Group are members of the same group (which means that each parent, subsidiary and fellow subsidiary is related to the others).
 - (ii) One entity is an associate or joint venture of the other entity (or an associate or joint venture of a member of a group of which the other entity is a member).
 - (iii) Both entities are joint ventures of the same third party.
 - (iv) One entity is a joint venture of a third entity and the other entity is an associate of the third entity.
 - (v) The entity is a post-employment benefit plan for the benefit of the employees of the Group or an entity related to the Group.
 - (vi) The entity is controlled or jointly controlled by a person identified in (a).
 - (vii) A person identified in (a)(i) has significant influence over the entity or is a member of key management personnel of the entity (or of a parent of the entity).
 - (viii) The entity, or any member of a group of which it is a part, provides key management personnel services to the Group or to the Group's parent.

Close members of the family of a person are those family members who may be expected to influence, or be influenced by, that person in their dealings with the entity and include:

- (i) that person's children and spouse or domestic partner;
- (ii) children of that person's spouse or domestic partner; and
- (iii) dependants of that person or that person's spouse or domestic partner.

NOTES TO THE CONSOLIDATED FINANCIAL STATEMENTS

For the year ended 30 June 2023

4. KEY SOURCES OF ESTIMATION UNCERTAINTY

In the application of the Group's accounting policies, which are described in note 3, the management of the Group are required to make judgements, estimates and assumptions about the carrying amounts of assets and liabilities that are not readily apparent from other sources. The estimates and underlying assumptions are based on historical experience and other factors that are considered to be relevant. Actual results may differ from these estimates.

The estimates and underlying assumptions are reviewed on an ongoing basis. Revisions to accounting estimates are recognised in the period in which the estimate is revised if the revision affects only that period, or in the period of the revision and future periods if the revision affects both current and future periods.

The following are the key assumptions concerning the future, and other key sources of estimation uncertainty at the end of the reporting period, that have a significant risk of causing a material adjustment to the carrying amounts of assets and liabilities within the next financial year.

Valuation of inventories

The management of the Group reviews ageing analysis and also carries out inventory review on a product-by-product basis with reference to subsequent sales and usage of inventories and latest selling prices and writes down slow-moving inventory items identified that are no longer suitable for use in production or for sale. Where the actual net realisable values of the inventories are less than expected, further write down of inventories may arise.

During the year ended 30 June 2023, write down of inventories of approximately HK\$7,408,000 (2022: HK\$9,100,000) was charged to profit or loss. As at 30 June 2023, the carrying amount of the Group's inventories is approximately HK\$228,632,000 (2022: HK\$354,420,000).

Provision of ECL for trade receivables

The Group uses practical expedient in estimating ECL on trade receivables which are not assessed individually using provision matrix and individually assess ECL for credit-impaired trade receivables. The provision rates are based on past due aging as groupings of various debtors that have similar loss patterns and internal credit ratings of individual debtors for credit impaired balances. The provision matrix and individual assessment are based on the Group's historical default rates taking into consideration forward-looking information that is reasonable and supportable available without undue costs or effort. At every reporting date, the historical observed default rates are reassessed and changes in the forward-looking information are considered.

The provision of ECL is sensitive to changes in estimates. The information about the ECL and the Group's trade receivables are disclosed in notes 34 and 22 respectively.

NOTES TO THE CONSOLIDATED FINANCIAL STATEMENTS

For the year ended 30 June 2023

4. KEY SOURCES OF ESTIMATION UNCERTAINTY (cont'd)

Estimate fair value of investment properties

Investment properties were revalued at the end of the reporting period using income approach by independent qualified professional valuer. Such valuations were based on certain assumptions, which are subject to uncertainty and might materially differ from the actual results. In making the valuation, management of the Group has made judgement in identifying relevant properties for comparison. The assumptions used are intended to reflect conditions existing at the end of the reporting period. Where there are any changes in the assumptions due to the market conditions in Hong Kong, the estimate of fair value of investment properties may be significantly affected. As at 30 June 2023, investment properties of approximately HK\$125,668,000 (2022: HK\$126,840,000) were revalued.

Impairment on the Identified PPE and the Identified ROU assets

Impairment on the Identified PPE and the Identified ROU assets (as defined below) relating to light boxes (the "Identified PPE") and right-of-use assets (the "Identified ROU assets") are carried at cost less accumulated depreciation and accumulated impairment losses, if any. In determining whether an asset is impaired, the management of the Group has to exercise judgement and make assumptions, particularly when assessing: (i) whether an event has occurred or any indicators that may affect the asset value; (ii) whether the carrying value of an asset can be supported by the recoverable amount, in the case of value in use, the net present value of future cash flows which are estimated based upon the continued use of the asset; and (iii) the appropriate key assumptions to be applied in estimating the value in use included in the cash flow projections. When it is not possible to estimate the recoverable amount of an individual asset, the Group estimates the recoverable amount of the cash generating unit to which the assets belong, including allocation of corporate assets when a reasonable and consistent basis of allocation can be established, otherwise recoverable amount is determined at the smallest group of cash generating units, for which the relevant corporate assets have been allocated. Changing the underlying assumptions and key inputs, including but not limited to the forecasted revenue, gross profit margins and discount rates, in the cash flow projections, could materially affect the estimated recoverable amounts. These net discounted cash flows projections, are subject to greater uncertainties with the continued travel restrictions into PRC due to the COVID-19 pandemic disrupting the Group's retail operations.

As at 30 June, 2023, the carrying amounts of the Identified PPE and the Identified ROU assets are HK\$40,893,000 and HK\$3,676,000, respectively. The recoverable amounts of the Identified PPE and the Identified ROU assets have been determined by the management of the Group using value in use calculations of the individual retail stores to which these assets belong. The value in use calculations are based on the discounted cash flow projections ("Forecasts") based on management's expectations on the market development and the past performance, where the key input parameters include forecasted revenue, gross profit margins and discount rates. The Group estimates the recoverable amount of the retail stores as it is not possible to estimate the recoverable amount of each of the Identified PPE and the Identified ROU assets individually. During the year ended 30 June, 2023, impairment losses on the Identified PPE and Identified ROU assets of HK\$4,741,000 and HK\$81,000, respectively, were recognised in profit or loss.

NOTES TO THE CONSOLIDATED FINANCIAL STATEMENTS

For the year ended 30 June 2023

5. REVENUE AND SEGMENT INFORMATION

Revenue

(i) Disaggregation of revenue from contracts with customers

Type of goods	For the year ended 30 June 2023	
	Watches HK\$'000	Watch movements HK\$'000
Sales of watches		
– Tian Wang Watch	859,140	–
– Other brands	60,126	–
	919,266	–
Trading of watch movements	–	62,494
Total	919,266	62,494
Sales channel		HK\$'000
Retail		640,193
E-commerce platforms		252,060
Wholesale		89,507
Total		981,760
Timing of revenue recognition		
A point in time		981,760

NOTES TO THE CONSOLIDATED FINANCIAL STATEMENTS

For the year ended 30 June 2023

5. REVENUE AND SEGMENT INFORMATION (cont'd)

Revenue (cont'd)

*(i) Disaggregation of revenue from contracts with customers (cont'd)
(restated)*

Type of goods	For the year ended 30 June 2022	
	Watches HK\$'000	Watch movements HK\$'000
Sales of watches		
– Tian Wang Watch	1,196,554	–
– Other brands	131,578	–
	<u>1,328,132</u>	<u>–</u>
Trading of watch movements	–	79,960
	<u>–</u>	<u>79,960</u>
Total	<u>1,328,132</u>	<u>79,960</u>
Sales channel		HK\$'000
Retail		969,506
E-commerce platforms		313,180
Wholesale		<u>125,406</u>
Total		<u>1,408,092</u>
Timing of revenue recognition		
A point in time		<u>1,408,092</u>

NOTES TO THE CONSOLIDATED FINANCIAL STATEMENTS

For the year ended 30 June 2023

5. REVENUE AND SEGMENT INFORMATION (cont'd)

Revenue (cont'd)

(ii) *Performance obligations for contracts with customers*

Sales of watches

(a) Retail store customers:

The Group sells watches through chain of standalone retail stores and concessionaire counters located inside department stores. Revenue is recognised when control of the products has been transferred to the customers, being the point when the customers purchased and took the goods at the retail stores directly. The customers are required to pay the transaction price at the retail stores or the department stores immediately at the point the customers purchase the goods.

The Group usually grants 30 to 60-day credit period to these department stores which receive sales proceeds from the customers on behalf of us.

(b) E-commerce platforms customers (both wholesale and retail):

Retail:

The Group sells watches to retail customers through e-commerce platforms. Revenue from online sales is recognised when the product is delivered to customer. Revenue is recognised at an expected value of the transaction price adjusted for estimated returns based on historical trends. The Group estimates the sales return provision based on accumulated experience and considered that no provision is recognised as the amount of returns are immaterial. The customers are required to pay the transaction price at the e-commerce platform immediately at the point the customers purchase the goods.

The Group usually grants 30-day credit period to these e-commerce platforms.

Wholesale:

The Group sells watches to wholesaler through e-commerce platforms. Revenue is recognised when control of the products has been transferred to the customer, being the point when the Group delivered the watches. Following the delivery, the wholesaler has full discretion over the manner of distribution and price to sell the goods, has the primary responsibility when on selling the goods and bears the risks of obsolescence and loss in relation to the goods. The customers are required to pay the transaction price at the e-commerce platform immediately at the point the customers purchase the goods.

The Group usually grants 30-day credit period to these e-commerce platforms.

NOTES TO THE CONSOLIDATED FINANCIAL STATEMENTS

For the year ended 30 June 2023

5. REVENUE AND SEGMENT INFORMATION (cont'd)**Revenue (cont'd)****(ii) Performance obligations for contracts with customers (cont'd)***Sales of watch movements*

The Group wholesale watch movements to corporate customers. Revenue of sales of watch movements is recognised when the products are delivered to the customer. The Group estimates the sales return provision based on accumulated experience and considered that no provision is recognised as the amount of replacement are immaterial. Credit period of 30 to 60 days are usually granted to corporate customers.

End customers are usually granted a warranty of two years for watches and the Group estimates the warranty provision based on accumulated experience and considered that no provision is recognised as the amount of the costs to be incurred during the warranty period is immaterial.

All sales contracts are for the periods of one year or less. As permitted under HKFRS 15, the transaction price allocated to these unsatisfied contracts is not disclosed.

Segment information

For management purpose, the Group is currently organised into three operating divisions as follows:

- a. Tian Wang Watch Business – Manufacturing, wholesale and retail business of owned brand watches – Tian Wang Watch;
- b. Watch Movements Trading Business – Wholesale of watch movements; and
- c. Other Brands (PRC) Business – Wholesale and retail business of owned brand watches – Balco Watch and imported watches mainly of well-known brands.

These operating divisions are the basis of internal reports about components which are regularly reviewed by the chief operating decision maker ("CODM"), being the chief executive officer of the Company, for the purposes of resources allocation and assessing their performance. Each of the operating division represents an operating segment and reporting segment.

NOTES TO THE CONSOLIDATED FINANCIAL STATEMENTS

For the year ended 30 June 2023

5. REVENUE AND SEGMENT INFORMATION (cont'd)

Segment revenue and results

The following is an analysis of the Group's revenue and results by reportable and operating segments:

Year ended 30 June 2023

	Tian Wang Watch Business HK\$'000	Watch Movements Trading Business HK\$'000	Other Brands (PRC) Business HK\$'000	Consolidated HK\$'000
Revenue				
External sales	859,140	62,494	60,126	981,760
Inter-segment sales	–	6,747	–	6,747
Segment revenue	859,140	69,241	60,126	988,507
Elimination				(6,747)
Group revenue				981,760
Results				
Segment results	70,592	(1,826)	10,819	79,585
Interest income				56,426
Unallocated other income, gains and losses				(49,459)
Central administration costs				(40,197)
Finance costs				(838)
Profit before taxation				45,517

NOTES TO THE CONSOLIDATED FINANCIAL STATEMENTS

For the year ended 30 June 2023

5. REVENUE AND SEGMENT INFORMATION (cont'd)

Segment revenue and results (cont'd)

Year ended 30 June 2022

	Tian Wang Watch Business <i>HK\$'000</i>	Watch Movements Trading Business <i>HK\$'000</i>	Other Brands (PRC) Business <i>HK\$'000</i>	Consolidated <i>HK\$'000</i>
Revenue				
External sales	1,196,554	79,960	131,578	1,408,092
Inter-segment sales	–	17,399	–	17,399
Segment revenue	<u>1,196,554</u>	<u>97,359</u>	<u>131,578</u>	<u>1,425,491</u>
Elimination				<u>(17,399)</u>
Group revenue				<u>1,408,092</u>
Results				
Segment results	<u>46,040</u>	<u>(670)</u>	<u>(13,869)</u>	31,501
Interest income				48,701
Unallocated other income, gains and losses				(9,014)
Central administration costs				(46,632)
Finance costs				<u>(850)</u>
Profit before taxation				<u>23,706</u>

The accounting policies of the operating segments are the same as the Group's accounting policies described in note 3. Segment results represent the results of each segment without allocation of corporate items, including interest income, certain other income, gains and losses, central administration costs and finance costs. This is the measure reported to the CODM for the purposes of resources allocation and performance assessment.

Inter-segment sales are charged at prevailing market rates.

NOTES TO THE CONSOLIDATED FINANCIAL STATEMENTS

For the year ended 30 June 2023

5. REVENUE AND SEGMENT INFORMATION (cont'd)

Segment assets and liabilities

The following is an analysis of the Group's assets and liabilities by reportable and operating segment:

As at 30 June 2023

	Tian Wang Watch Business HK\$'000	Watch Movements Trading Business HK\$'000	Other Brands (PRC) Business HK\$'000	Consolidated HK\$'000
ASSETS				
Segment assets	699,385	14,454	49,710	763,549
Tax recoverable				2,364
Bank balances and cash				792,200
Investment properties				125,668
Financial assets at FVTPL				100,733
Debt instruments at FVTOCI				198,151
Financial assets at amortised cost				445,124
Deferred tax assets				52,638
Property, plant and equipment				127,438
Other assets				11,727
Consolidated total assets				2,619,592
LIABILITIES				
Segment liabilities	86,900	4,101	5,914	96,915
Tax payable				34,356
Other loans				15,673
Deferred tax liabilities				66,893
Other liabilities				18,165
Consolidated total liabilities				232,002

NOTES TO THE CONSOLIDATED FINANCIAL STATEMENTS

For the year ended 30 June 2023

5. REVENUE AND SEGMENT INFORMATION (cont'd)

Segment assets and liabilities (cont'd)

As at 30 June 2022

	Tian Wang Watch Business <i>HK\$'000</i>	Watch Movements Trading Business <i>HK\$'000</i>	Other Brands (PRC) Business <i>HK\$'000</i>	Consolidated <i>HK\$'000</i>
ASSETS				
Segment assets	790,624	17,702	139,441	947,767
Tax recoverable				2,642
Bank balances and cash				840,498
Investment properties				126,840
Financial assets at FVTPL				178,083
Debt instruments at FVTOCI				256,526
Financial assets at amortised cost				347,906
Deferred tax assets				58,968
Property, plant and equipment				169,732
Other assets				8,402
Consolidated total assets				<u>2,937,364</u>
LIABILITIES				
Segment liabilities	139,792	7,861	18,034	165,687
Tax payable				48,973
Other loans				15,695
Deferred tax liabilities				74,818
Other liabilities				20,579
Consolidated total liabilities				<u>325,752</u>

For the purposes of monitoring segment performances and allocating resources between segments:

- all assets are allocated to operating segments except for investment properties, debt instruments at FVTOCI, financial assets at FVTPL, financial assets at amortised cost, bank balances and cash, tax recoverable, deferred tax assets and certain corporate assets.
- all liabilities are allocated to operating segments except for tax payable, other loans, deferred tax liabilities and certain corporate liabilities.

NOTES TO THE CONSOLIDATED FINANCIAL STATEMENTS

For the year ended 30 June 2023

5. REVENUE AND SEGMENT INFORMATION (cont'd)

Other segment information

Year ended 30 June 2023

	Tian Wang Watch Business HK\$'000	Watch Movements Trading Business HK\$'000	Other Brands (PRC) Business HK\$'000	Unallocated HK\$'000	Consolidated HK\$'000
Amounts included in the measure of segment profit or segment assets:					
Additions of property, plant and equipment	73,546	269	518	329	74,662
Depreciation of property, plant and equipment	40,058	50	1,404	10,060	51,572
Loss (gain) on disposal and written-off of property, plant and equipment	8,727	-	-	(6,397)	2,330
Addition of right-of-use assets	3,473	-	118	401	3,992
Depreciation of right-of-use assets	10,053	-	751	158	10,962
Net allowance (reversal of allowance) for obsolete inventories	5,797	(51)	1,662	-	7,408
Net impairment losses (reversal of impairment losses) on trade receivables	1,794	169	(503)	-	1,460
Impairment losses on property, plant and equipment	4,741	-	-	-	4,741
Impairment losses on right-of-use assets	81	-	-	-	81
Reversal of provision for onerous contracts	(10,157)	-	-	-	(10,157)
Share of results of a joint venture	-	-	72	-	72

Year ended 30 June 2022

	Tian Wang Watch Business HK\$'000	Watch Movements Trading Business HK\$'000	Other Brands (PRC) Business HK\$'000	Unallocated HK\$'000	Consolidated HK\$'000
Amounts included in the measure of segment profit or segment assets:					
Additions of property, plant and equipment	88,618	271	1,606	678	91,173
Depreciation of property, plant and equipment	58,220	23	2,385	10,771	71,399
Loss (gain) on disposal and written-off of property, plant and equipment	9,463	(109)	1,107	29	10,490
Addition of right-of-use assets	25,739	-	2,327	95	28,161
Depreciation of right-of-use assets	15,341	-	3,614	331	19,286
Deposits paid for acquisition of property, plant and equipment	844	-	-	-	844
Net allowance (reversal of allowance) for obsolete inventories	12,549	77	(3,526)	-	9,100
(Reversal of impairment losses) net impairment losses on trade receivables	(15)	39	(1,053)	-	(1,029)
Impairment losses on property, plant and equipment	10,050	-	-	-	10,050
Impairment losses on right-of-use assets	1,750	-	-	-	1,750
Provision for onerous contracts	17,141	-	-	-	17,141
Share of results of a joint venture	-	-	1,061	-	1,061

NOTES TO THE CONSOLIDATED FINANCIAL STATEMENTS

For the year ended 30 June 2023

5. REVENUE AND SEGMENT INFORMATION (cont'd)**Information about major customers**

There is no single customer contributing over 10% of total revenue of the Group for the years ended 30 June 2023 and 2022.

Geographical information

The Group's operations are located in the PRC and Hong Kong. The Group's revenue from external customers based on the location of the customer and information about its non-current assets by geographical location of the assets are detailed below:

Revenue by geographical location:

	2023 <i>HK\$'000</i>	2022 <i>HK\$'000</i>
The PRC	919,228	1,328,101
Asia Pacific (besides the PRC)	62,532	79,991
	981,760	1,408,092

Non-current assets other than deferred tax assets, financial assets at FVTPL, debt instruments at FVTOCI and financial assets at amortised cost by geographical location:

	2023 <i>HK\$'000</i>	2022 <i>HK\$'000</i>
The PRC	322,034	346,640
Hong Kong	233,416	279,232
	555,450	625,872

NOTES TO THE CONSOLIDATED FINANCIAL STATEMENTS

For the year ended 30 June 2023

6. DIRECTORS' REMUNERATION

Details of the remuneration paid or payable to the Company's directors were as follows:

	Executive directors				Independent non-executive directors				Total HK\$'000
	Mr. Tung Koon Ming HK\$'000 (Note b)	Mr. Tung Wai Kit HK\$'000	Mr. Deng Guang Lei HK\$'000	Mr. Tung Koon Kwok HK\$'000	Mr. Choi Ho Yan HK\$'000	Mr. Wong Wing Keung Meyrick HK\$'000	Ms. Law Stacey Man Yee HK\$'000 (Note c)	Mr. Ma Ching Nam HK\$'000 (Note d)	
For the year ended 30 June 2023									
Fee	90	90	90	90	240	240	109	96	1,045
Salaries and allowances	7,000	870	1,079	813	-	-	-	-	9,762
Bonus (Note a)	-	-	-	-	-	-	-	-	-
Contributions to retirement benefit scheme	-	18	55	11	-	-	-	-	84
Total remuneration	7,090	978	1,224	914	240	240	109	96	10,891

	Executive directors				Independent non-executive directors				Total HK\$'000
	Mr. Tung Koon Ming HK\$'000 (Note b)	Mr. Tung Wai Kit HK\$'000	Mr. Deng Guang Lei HK\$'000	Mr. Tung Koon Kwok HK\$'000	Mr. Choi Ho Yan HK\$'000	Mr. Wong Wing Keung Meyrick HK\$'000	Mr. Ma Ching Nam HK\$'000 (Note d)		
For the year ended 30 June 2022									
Fee	90	90	90	90	240	240	240		1,080
Salaries and allowances	7,000	861	1,340	813	-	-	-		10,014
Bonus (Note a)	-	36	-	34	-	-	-		70
Contributions to retirement benefit scheme	-	18	52	18	-	-	-		88
Total remuneration	7,090	1,005	1,482	955	240	240	240		11,252

Notes:

- Incentive performance bonuses were determined by the remuneration committee having regard to the performance of directors and the Group's operating results.
- Mr. Tung Koon Ming is also the chief executive officer of the Group and his emoluments disclosed above included those for services rendered by him as the chief executive officer.
- Ms. Law Stacey Man Yee was appointed as the independent non-executive director on 24 November 2022.
- Mr. Ma Ching Nam retired as the independent non-executive director on 24 November 2022.

The executive directors' emoluments shown above were mainly paid or payable for their services in connection with the management of the affairs of the Company and the Group. The independent non-executive directors' emoluments shown above were mainly paid or payable for their services as directors of the Company.

During the years ended 30 June 2023 and 2022, no remuneration was paid by the Group to the directors as an inducement to join or upon joining the Group or as compensation for loss of office. None of the directors has waived any remuneration in both years.

NOTES TO THE CONSOLIDATED FINANCIAL STATEMENTS

For the year ended 30 June 2023

7. EMPLOYEES' EMOLUMENTS

The five highest paid individuals include four directors of the Company for the year ended 30 June 2023 (2022: two). The emoluments of the remaining one individual for the year ended 30 June 2023 (2022: three) are as follows:

	2023 <i>HK\$'000</i>	2022 <i>HK\$'000</i>
Salaries and other benefits	1,041	4,349
Bonus (<i>Note</i>)	–	181
Contributions to retirement benefit scheme	12	54
	1,053	4,584

Note: Incentive performance bonuses were determined by the remuneration committee having regard to the performance of the individuals and the Group's operating results.

The emoluments of the individuals, who are not directors of the Company, with the highest emoluments are within the following bands:

	2023 Number of individuals	2022 Number of individuals
HK\$1,000,001 to HK\$1,500,000	1	1
HK\$1,500,001 to HK\$2,000,000	–	2

During the years ended 30 June 2023 and 2022, no emoluments were paid by the Group to the five highest paid individuals as an inducement to join or upon joining the Group or as compensation for loss of office.

NOTES TO THE CONSOLIDATED FINANCIAL STATEMENTS

For the year ended 30 June 2023

8. OTHER INCOME, GAINS AND LOSSES

	2023 HK\$'000	2022 HK\$'000
<i>Other income:</i>		
Bank interest income	21,163	8,062
Interest income on financial assets measured at FVTPL	2,650	6,620
Interest income on debt instruments at FVTOCI	14,993	11,501
Interest income on financial assets at amortised cost	17,620	22,518
Watch repair and maintenance services income	2,898	6,805
Government subsidies (<i>Note</i>)	20,415	13,773
Rental income	4,103	3,889
Others	3,496	6,020
	87,338	79,188
<i>Other gains and losses:</i>		
Loss on disposal and write-off of property, plant and equipment	(2,330)	(10,490)
Loss on disposal of a joint venture (note 17)	(269)	–
Gain on disposal of subsidiaries (note 32)	1,245	–
Gain on disposal of debt instruments at FVTOCI	584	1,659
Loss from changes in fair value of financial assets measured at FVTPL	(1,233)	(3,243)
Gain from change in fair value of an investment properties	432	736
Net exchange loss	(42,392)	(11,669)
	(43,963)	(23,007)
	43,375	56,181

Note: The amount represents: (i) government subsidies from local finance bureau which are calculated by reference to the amount of tax paid in accordance with the rules and regulations issued by the local government; and (ii) unconditional government subsidies for creative design, innovation and technology in the PRC.

During the year ended 30 June 2023, the Group obtained government grants of approximately HK\$927,000 (2022: Nil) in respect of COVID-19-related subsidies which relates to Employment Support Scheme provided by the Hong Kong government.

9. FINANCE COSTS

	2023 HK\$'000	2022 HK\$'000
Interest expenses on lease liabilities	838	845
Interest expenses on bank borrowings	–	5
	838	850

NOTES TO THE CONSOLIDATED FINANCIAL STATEMENTS

For the year ended 30 June 2023

10. INCOME TAX CHARGE (CREDIT)

	2023 HK\$'000	2022 HK\$'000
Current tax:		
Hong Kong Profits Tax	63	102
PRC Enterprise Income Tax	11,264	(3,670)
PRC withholding tax	196	36,496
	11,523	32,928
Overprovision in prior years:		
Hong Kong Profits Tax	(15)	–
PRC Enterprise Income Tax	(2,487)	(244)
	9,021	32,684
Deferred taxation (<i>Note 27</i>)	(1,523)	(40,611)
	7,498	(7,927)

Hong Kong Profits Tax is calculated at 16.5% of the estimated assessable profit for both years.

Under the Law of the PRC on Enterprise Income Tax (the "EIT Law") and Implementation Regulation of EIT Law, the Enterprise Income Tax rate is 25%. Subject to certain preferential tax treatment, the applicable tax rate of the PRC subsidiaries is ranging from 15% to 25% for both years. On 23 December 2021, a subsidiary, Tian Wang Electronics (Shenzhen) Company Limited ("Tian Wang Shenzhen"), obtained an approval notice from relevant authority, which approved Tian Wang Shenzhen's application of qualification as a high and new technology enterprise, which is valid for the three calendar years ending 31 December 2023. Hence, Tian Wang Shenzhen is subject to the preferential tax treatment and the applicable tax rate for the calendar year ended 31 December 2023 and 2022 was 15%.

NOTES TO THE CONSOLIDATED FINANCIAL STATEMENTS

For the year ended 30 June 2023

10. INCOME TAX CHARGE (CREDIT) (cont'd)

Taxation arising in other jurisdictions is calculated at the rates prevailing in the relevant jurisdictions.

Dividends distributed from the PRC subsidiaries are subject to withholding tax at 5%. Deferred tax in relation to withholding income tax for the undistributed profits of the PRC subsidiaries have been provided. Details of the movement of the deferred tax recognised in respect to withholding income tax for the undistributed profits are set out in note 27.

The tax charge (credit) for the year can be reconciled to the profit before taxation as follows:

	2023 HK\$'000	2022 HK\$'000
Profit before taxation	45,517	23,706
Tax at the PRC Enterprise Income Tax rate of 25%	11,379	5,927
Tax effect of expenses not deductible for tax purpose	24,671	13,227
Tax effect of income not taxable for tax purpose	(13,328)	(6,620)
Income tax on concession and preferential tax rates	(8,967)	(21,310)
Tax effect of tax loss not recognised	2,767	6,500
Utilisation of tax loss previously not recognised	(1,423)	(1,756)
Overprovision in prior years	(2,502)	(244)
Additional tax benefit to the Group (Note)	(3,014)	(5,183)
Withholding tax for distributable earnings of PRC subsidiaries	(2,151)	931
Effect of different tax rates of subsidiaries operating in other jurisdictions	66	601
Tax charge (credit) for the year	7,498	(7,927)

Note: Pursuant to the relevant tax rules and regulation, expenses in research nature are deductible at 200% (2022: 200%) of the cost incurred. The related tax benefit amounted to approximately HK\$3,014,000 for the year ended 30 June 2023 (2022: HK\$5,183,000).

NOTES TO THE CONSOLIDATED FINANCIAL STATEMENTS

For the year ended 30 June 2023

11. PROFIT FOR THE YEAR

	2023 <i>HK\$'000</i>	2022 <i>HK\$'000</i>
Profit for the year has been arrived at after charging (crediting):		
Auditor's remuneration	1,400	3,010
Directors' remuneration (<i>Note 6</i>)		
Fees	1,045	1,080
Other emoluments	9,762	10,084
Retirement benefit scheme contributions	84	88
	10,891	11,252
Other staff costs	239,278	325,253
Retirement benefit scheme contributions	49,955	61,497
Total staff costs	300,124	398,002
Depreciation of property, plant and equipment	51,572	71,399
Depreciation of right-of-use assets	10,962	19,286
Impairment losses on property, plant and equipment	4,741	10,050
Impairment losses on right-of-use assets	81	1,750
(Net reversal of provision for) provision for onerous contracts	(10,157)	17,141
Cost of inventories recognised as cost of sales	238,249	339,657
Research and development costs recognised as cost of sales	15,100	37,053
Allowance for obsolete inventories recognised as cost of sales	7,408	9,100
Concessionaire fee (<i>Note</i>)	159,706	212,279

Note: Certain shop counters of the Group paid concessionaire fee to department stores based on monthly sales recognised by these shop counters pursuant to the terms and conditions as set out in the respective agreements signed with individual department stores.

NOTES TO THE CONSOLIDATED FINANCIAL STATEMENTS

For the year ended 30 June 2023

12. DIVIDENDS

Subsequent to the end of the reporting period, a final dividend and a special dividend in respect of the year ended 30 June 2023 of HK0.8 cents and HK3.2 cents per share (2022: HK0.7 cents and HK4.3 cents per share) has been proposed by the directors and is subject to the approval by the shareholders of the Company in the forthcoming annual general meeting of the Company.

13. EARNINGS PER SHARE

The calculation of the basic earnings per share attributable to the owners of the Company is based on the following data:

	2023 <i>HK\$'000</i>	2022 <i>HK\$'000</i>
Earnings:		
Earnings for the purposes of calculating basic earnings per share – profit for the year attributable to owners of the Company	37,070	33,020
	<i>'000</i>	<i>'000</i>
Number of shares:		
Weighted average number of ordinary shares for the purposes of basic earnings per share	2,058,068	2,074,586

No diluted earnings per share for the years ended 30 June 2023 and 2022 were presented as there were no potential ordinary shares in issue for both years.

NOTES TO THE CONSOLIDATED FINANCIAL STATEMENTS

For the year ended 30 June 2023

14. PROPERTY, PLANT AND EQUIPMENT

	Owned properties – Hong Kong HK\$'000	Owned factory building – PRC HK\$'000	Leasehold improvements HK\$'000	Machinery HK\$'000	Furniture and fixtures HK\$'000	Computer equipment HK\$'000	Motor vehicles HK\$'000	Light boxes HK\$'000	Yacht HK\$'000	Car park HK\$'000	Construction in progress HK\$'000	Total HK\$'000
COST OR VALUATION												
At 1 July 2021	123,600	30,446	30,508	12,781	7,403	27,303	28,494	359,699	43,034	2,400	145,873	811,541
Exchange adjustments	-	(177)	(227)	(81)	(62)	(274)	(34)	(2,895)	-	-	(4,409)	(8,159)
Additions	-	-	-	723	922	5,005	732	64,659	-	-	19,132	91,173
Transfer to investment properties (Note 16)	-	(17,949)	-	-	-	-	-	-	-	-	-	(17,949)
Surplus on valuation	3,200	-	-	-	-	-	-	-	-	300	-	3,500
Disposals and write-off	-	-	(16,917)	(8,007)	(2,924)	(15,976)	(13,189)	(253,127)	-	-	-	(310,140)
At 30 June 2022	126,800	12,320	13,364	5,416	5,339	16,058	16,003	168,336	43,034	2,700	160,596	569,966
Exchange adjustments	-	(9,840)	(1,792)	(431)	(245)	(1,084)	(415)	(12,502)	-	-	(5,032)	(31,341)
Additions	-	-	1,947	308	706	1,167	703	19,049	-	-	50,782	74,662
Transfer	-	185,629	20,717	-	-	-	-	-	-	-	(206,346)	-
Surplus on valuation	(5,500)	-	-	-	-	-	-	-	-	-	-	(5,500)
Disposal of a subsidiary	-	-	(3,485)	-	(126)	(508)	(173)	(5,356)	-	-	-	(9,648)
Disposals and write-off	-	-	(312)	-	(609)	(45)	(134)	(22,122)	(43,034)	-	-	(66,256)
At 30 June 2023	121,300	188,109	30,439	5,293	5,065	15,588	15,984	147,405	-	2,700	-	531,883
Comprising:												
At cost	-	188,109	30,439	5,293	5,065	15,588	15,984	147,405	-	-	-	407,883
At valuation	121,300	-	-	-	-	-	-	-	-	2,700	-	124,000
	121,300	188,109	30,439	5,293	5,065	15,588	15,984	147,405	-	2,700	-	531,883
DEPRECIATION												
At 30 June 2021	-	1,881	27,326	9,959	5,222	24,060	21,489	271,893	2,879	-	-	364,709
Exchange adjustments	-	(24)	(226)	(23)	(54)	(96)	19	(939)	-	-	-	(1,343)
Provided for the year	4,755	472	976	1,059	549	2,113	1,875	55,205	4,303	92	-	71,399
Impairment loss recognised	-	-	-	-	-	-	-	10,050	-	-	-	10,050
Eliminated on disposals and write-off	-	-	(15,427)	(7,927)	(2,546)	(15,855)	(12,690)	(244,151)	-	-	-	(298,596)
Transfer to investment properties (Note 16)	-	(1,198)	-	-	-	-	-	-	-	-	-	(1,198)
Elimination on revaluation	(4,755)	-	-	-	-	-	-	-	-	(92)	-	(4,847)
At 30 June 2022	-	1,131	12,649	3,068	3,171	10,222	10,693	92,058	7,182	-	-	140,174
Exchange adjustments	-	(105)	(712)	(274)	(207)	(706)	(257)	(8,007)	-	-	-	(10,268)
Provided for the year	5,072	358	276	823	472	2,628	1,695	36,194	3,946	108	-	51,572
Impairment loss recognised	-	-	-	-	-	-	-	4,741	-	-	-	4,741
Eliminated on disposals of a subsidiary	-	-	(3,485)	-	(109)	(473)	(147)	(5,043)	-	-	-	(9,257)
Eliminated on disposals and write-off	-	-	(312)	-	(243)	(42)	(133)	(13,667)	(11,128)	-	-	(25,525)
Elimination on revaluation	(5,072)	-	-	-	-	-	-	-	-	(108)	-	(5,180)
At 30 June 2023	-	1,384	8,416	3,617	3,084	11,629	11,851	106,276	-	-	-	146,257
CARRYING VALUES												
At 30 June 2023	121,300	186,725	22,023	1,676	1,981	3,959	4,133	41,129	-	2,700	-	385,626
At 30 June 2022	126,800	11,189	715	2,348	2,168	5,836	5,310	76,278	35,852	2,700	160,596	429,792

NOTES TO THE CONSOLIDATED FINANCIAL STATEMENTS

For the year ended 30 June 2023

14. PROPERTY, PLANT AND EQUIPMENT (cont'd)

Depreciation is charged to write off the cost of property, plant and equipment less residual value, if any, on a straight-line basis, at the following rates per annum:

Owned properties	Shorter of 3% and over the lease terms
Leasehold improvements	Shorter of 10% – 20% and over the lease terms
Machinery	10% – 20%
Owned factory building	3%
Furniture and fixtures	10% – 33%
Computer equipment	33%
Motor vehicles	10% – 33%
Light boxes	33%
Yacht	10%
Car park	4%

The Group's interests in owned properties that are situated in Hong Kong. The leasehold interest in land located in Hong Kong cannot be allocated reliably between the land and buildings elements and is entirely accounted for as property, plant and equipment.

Fair value measurement of the Group's owned properties and car park in Hong Kong

At 30 June 2023, the fair value of the Group's owned properties and car park in Hong Kong were valued by BonVision International Appraisals Limited ("BonVision"), an independent qualified professional valuer not connected to the Group using direct comparison method. The valuation committee works closely with BonVision to establish the appropriate valuation techniques and inputs to the model. The Chief Financial Officer of the Company ("CFO") reports the findings to the board of directors of the Company at the end of the reporting period to explain the cause of fluctuations in the fair value of the owned properties and car park.

The fair value of the owned properties and car park located in Hong Kong has been determined based on the direct comparison approach that reflects recent transaction prices for similar properties, adjusted for differences in the location and conditions of the properties under review. In estimating the fair value of the properties, the highest and best use of the properties is their current use.

The Group's owned properties and car park located in Hong Kong at revalued amounts are categorised into Level 3 of the fair value hierarchy.

NOTES TO THE CONSOLIDATED FINANCIAL STATEMENTS

For the year ended 30 June 2023

14. PROPERTY, PLANT AND EQUIPMENT (cont'd)**Fair value measurement of the Group's owned properties and car park in Hong Kong (cont'd)**

The following table shows the valuation techniques used in the determination of fair values and unobservable inputs used in the valuation models.

Description	Fair value		Valuation technique	Significant unobservable input	Significant input	Relationship of inputs to fair value
	2023 HK\$'000	2022 HK\$'000				
Owned properties in Hong Kong	121,300	126,800	Direct comparison approach	Adjusted price per square feet	Adjusted price of HK\$8,400 (2022: HK\$8,900) per square feet in average	A significant increase in adjusted price per square feet would result in a significant increase in fair value, and vice versa
Car park in Hong Kong	2,700	2,700	Direct comparison approach	Adjusted price per unit	Adjusted price of HK\$2,700,000 (2022: HK\$2,700,000) per unit in average	A significant increase in adjusted price per unit would result in a significant increase in fair value, and vice versa

Had the owned properties and car park at 30 June 2023 been carried at cost less accumulated depreciation, its carrying value would have been approximately HK\$113,773,000 (2022: HK\$118,845,000) and HK\$1,727,000 (2022: HK\$1,835,000), respectively.

There were no transfer into or out of Level 3 during both years.

NOTES TO THE CONSOLIDATED FINANCIAL STATEMENTS

For the year ended 30 June 2023

14. PROPERTY, PLANT AND EQUIPMENT (cont'd)

Impairment assessment of the Identified PPE and the Identified ROU assets

The performance of the Group's retail stores were impacted by the prolonged COVID-19 pandemic, the management concluded there was indication for impairment and performed impairment assessment for certain light boxes located in retail stores in the PRC. The Group estimates the recoverable amount of the cash-generating unit to which the assets belong to when it is not possible to estimate the recoverable amount individually including allocation of corporate assets when reasonable and consistent basis can be established. Each cash-generating unit represents the Group's retail stores in PRC. The recoverable amount of cash generating unit has been determined based on a value in use calculations using cash flow projections based on forecasts approved by the management of the Group covering the remaining lease terms with a pre-tax discount rate of 11.09% (2022: 10.56%) per annum as at 30 June 2023. The forecasted revenue and gross profit margin have been determined with reference to the expected market development and the past performance of the retail stores. The management conducted impairment assessment on recoverable amounts of the Identified PPE and the Identified ROU assets, as disclosed in this note and note 15, and were impaired to their recoverable amounts of HK\$40,893,000 (2022: HK\$75,314,000) and HK\$3,676,000 (2022: HK\$7,613,000), respectively, which are their carrying amounts.

Based on the result of the assessment, management of the Group determined that the recoverable amounts of certain cash-generating units are lower than the corresponding carrying amounts. The impairment amount has been allocated to each category of the Identified PPE and the Identified ROU assets such that the carrying amount of each category of asset is not reduced below the highest of its value in use, fair value less costs of disposal and zero. Based on the value in use calculations and the allocation, impairment losses of HK\$4,741,000 (2022: HK\$10,050,000) and HK\$81,000 (2022: HK\$1,750,000) have been recognised against the carrying amounts of the Identified PPE and the Identified ROU assets, respectively.

NOTES TO THE CONSOLIDATED FINANCIAL STATEMENTS

For the year ended 30 June 2023

15. RIGHT-OF-USE ASSETS

	Leasehold land <i>HK\$'000</i>	Leased properties <i>HK\$'000</i>	Total <i>HK\$'000</i>
As at 30 June 2023			
Carrying amount	29,232	14,924	44,156
As at 30 June 2022			
Carrying amount	33,039	23,890	56,929
For the year ended 30 June 2023			
Depreciation charge	1,302	9,660	10,962
Impairment losses recognised	–	81	81
For the year ended 30 June 2022			
Depreciation charge	1,391	17,895	19,286
Impairment losses recognised	–	1,750	1,750
		2023 <i>HK\$'000</i>	2022 <i>HK\$'000</i>
Expenses relating to short-term leases		22,639	62,068
Total cash outflow for lease		34,661	80,935
Additions to right-of-use assets		3,992	28,161

For both years, the Group leases various offices premises, factories, shops, shop counters and leasehold land for its operations. The lease terms of leasehold land used for owned factory building ranged from 30 to 50 years. A lease for a piece of land used for warehouse was negotiated for a term of 40 years. The lease terms of factory premises were negotiated for terms of three years. Lease for office premises, warehouse and staff quarters are entered into for fixed term of two to five years. Lease terms are negotiated on an individual basis and contain a wide range of different terms and condition. In determining the lease term and assessing the length of the non-cancellable period, the Group applies the definition of a contract and determines the period for which the contract is enforceable.

During the year ended 30 June 2023, an impairment of HK\$81,000 (2022: HK\$1,750,000) was recognised to Identified ROU assets and details please refer to note 14.

NOTES TO THE CONSOLIDATED FINANCIAL STATEMENTS

For the year ended 30 June 2023

16. INVESTMENT PROPERTIES

	<i>HK\$'000</i>
Fair value	
At 1 July 2021	107,700
Increase in fair value recognised in profit or loss	736
Transfer to property, plant and equipment	19,021
Exchange realignment	(617)
	<hr/>
At 30 June 2022 and 1 July 2022	126,840
Increase in fair value recognised in profit or loss	432
Exchange realignment	(1,604)
	<hr/>
At 30 June 2023	<u>125,668</u>

All of the Group's property interests held under operating leases to earn rentals or for capital appreciation purpose are measured using the fair value model and are classified and accounted for as investment properties.

The Group leases out office units under operating leases with rentals payable monthly. The leases typically run for an initial period of 2 to 10 years (2022: 2 to 10 years), with unilateral rights to extend the lease beyond initial period held by lessees only.

The Group is not exposed to foreign currency risk as a result of the lease arrangements, as all leases are denominated in the respective functional currencies of group entities. The lease contracts do not contain residual value guarantee and/or lessee's option to purchase the property at the end of lease term.

The fair value of the Group's investment properties has been arrived at on the basis of a valuation carried out by BonVision (2022: LCH).

The Group engages independent qualified professional valuers to perform the valuation. The valuation committee works closely with BonVision to establish the appropriate valuation techniques and inputs to the model. The CFO reports the findings to the board of directors of the Company at the end of the reporting period to explain the cause of fluctuations in the fair value of the properties.

In estimating the fair value of the properties, the highest and best use of the property is their current use.

NOTES TO THE CONSOLIDATED FINANCIAL STATEMENTS

For the year ended 30 June 2023

16. INVESTMENT PROPERTIES (cont'd)

The valuation was arrived at by using income approach taking into account the current rent receivable from existing tenancy agreements and the reversionary potential of property interests. Details of the Group's investment properties and information about the fair value hierarchy as at the end of the reporting period are as follows:

	Level 3 HK\$'000	Fair value as at 30 June 2023 HK\$'000
Office units located in Hong Kong	105,000	105,000
Factory units located in the PRC	20,668	20,668
	125,668	125,668

	Level 3 HK\$'000	Fair value as at 30 June 2022 HK\$'000
Office units located in Hong Kong	108,800	108,800
Factory units located in the PRC	18,040	18,040
	126,840	126,840

	Valuation technique	Significant input(s)	Sensitivity
Office units located in Hong Kong	Income approach	Based on: (i) estimated rental value per square feet per month at HK\$24 – HK\$26 (2022: HK\$24 – HK\$26); and (ii) capitalised at the rate of 3.6% (2022: 2.8%) per annum.	(i) Slightly higher the market rent, slightly higher the fair value. (ii) Slightly higher the capitalisation rate, slightly lower the fair value.
Factory units located in the PRC	Income approach	Based on: (i) estimated rental value per square metres per month at HK\$26-HK\$28 (2022:HK\$17 – HK\$27); and (ii) capitalised at the rate of 6.25% (2022: 7.0%) per annum.	(i) Slightly higher the market rent, slightly higher the fair value. (ii) Slightly higher the capitalisation rate, slightly lower the fair value.

There were no transfer into or out of Level 3 during the year.

NOTES TO THE CONSOLIDATED FINANCIAL STATEMENTS

For the year ended 30 June 2023

17. INTEREST IN A JOINT VENTURE

	2023 HK\$'000	2022 HK\$'000
Cost of investment in a joint venture	–	8,946
Share of post-acquisition profits and other comprehensive income	–	2,521
	–	11,467

Details of the Group's joint venture at the end of the reporting period are as follow:

Name of entity	Country of incorporation/ business	Proportion of ownership interest held by the Group		Principal activity
		2023	2022	
上海唯時鐘錶有限公司 ("SH Weishi")	The PRC	–	51%	Trading of watches

During the year ended 30 June 2019, the Group through its non-wholly owned subsidiary, Suzhou Paragon Watch Company Limited ("Suzhou Paragon"), entered into shareholder agreements with an independent third party to incorporate the SH Weishi. Suzhou Paragon had 51% interest in SH Weishi. Pursuant to the agreements, the directors of the Company were of the opinion that the Group had joint control over the relevant activities of SH Weishi as the decisions to be made at shareholders meeting required mutual consent of the Group and the other investor.

In August 2022, the Group disposed of its entire interest in SH Weishi to an independent third party for a proceed of approximately RMB7,650,000 (equivalent to approximately HK\$8,905,000). The Group has not retained any interest in SH Weishi after the disposal. This transaction has resulted in the Group recognising of a loss of approximately HK\$269,000 in "Other income, gains and losses, net" in the consolidated statement of profit or loss and other comprehensive income during the year, calculated as follows:

	HK\$'000
Proceeds from disposal	8,905
Less: carrying amount of the 51% investment on the date of loss of significant influence over SH Weishi	(9,174)
Loss recognised in consolidated statement of profit or loss and other comprehensive income	(269)

NOTES TO THE CONSOLIDATED FINANCIAL STATEMENTS

For the year ended 30 June 2023

17. INTEREST IN A JOINT VENTURE (cont'd)

Summarised financial information of the joint venture is set out below. The summarised financial information below represents amounts shown in the joint venture's financial information prepared in accordance with HKFRSs.

The joint venture is accounted for using equity method in these consolidated financial statements.

	2023 <i>HK\$'000</i>	2022 <i>HK\$'000</i>
Current assets	–	39,519
Non-current assets	–	–
Current liabilities	–	(5,294)
Non-current liabilities	–	(11,741)
The above amounts of assets and liabilities include the following:		
Cash and cash equivalents	–	7,578
	2023 <i>HK\$'000</i>	2022 <i>HK\$'000</i>
Revenue	3,909	66,421
Profit for the year	142	2,080
Total comprehensive income for the year	142	2,080
Dividend paid from SH Weishi during the year	(4,589)	(3,018)

NOTES TO THE CONSOLIDATED FINANCIAL STATEMENTS

For the year ended 30 June 2023

17. INTEREST IN A JOINT VENTURE (cont'd)

Reconciliation of the above summarised financial information to the carrying amount of the interest in SH Weishi recognised in the consolidated financial statements:

	2022 HK\$'000
Net assets of SH Weishi	22,484
Proportion of the Group's ownership interest in SH Weishi	51%
Carrying amount of the Group's interest in SH Weishi	11,467

18. FINANCIAL ASSETS AT FAIR VALUE THROUGH PROFIT OR LOSS

	2023 HK\$'000	2022 HK\$'000
Financial assets measured at FVTPL:		
Certificate of deposits (<i>Note a</i>)	93,130	170,790
Life insurance (<i>Note b</i>)	7,603	7,293
	100,733	178,083
Analysed for reporting purposes as:		
Non-current assets	7,603	106,745
Current assets	93,130	71,338
	100,733	178,083

NOTES TO THE CONSOLIDATED FINANCIAL STATEMENTS

For the year ended 30 June 2023

18. FINANCIAL ASSETS AT FAIR VALUE THROUGH PROFIT OR LOSS (cont'd)*Notes:*

- (a) As at 30 June 2023 and 2022, amount included certificate of deposits issued by various banks in the PRC with interest payable monthly at a fixed rate ranging from 3.4% to 3.6% (2022: 3.4% to 3.9%) per annum. These certificates are transferrable but not early redeemable. The maturity dates of the certificates are from December 2023 to March 2024 (2022: March 2023 to March 2024).
- (b) As at 30 June 2023 and 2022, the amount included a life insurance scheme of an executive director of the Company with an insurance company, an independent third party. Pursuant to the scheme, the Company is the holder and the beneficiary of the scheme. The total premium to be paid by the Company is HK\$10,000,000, which should be settled by five consecutive annual installments of HK\$2,000,000. As at 30 June 2023, the Company paid HK\$10,000,000 (2022: HK\$8,000,000).

As at 30 June 2023 and 2022, the Company had another life insurance scheme of an executive director of the Company with an insurance company, an independent third party. Pursuant to the scheme, the Company is the holder and the beneficiary of the scheme. The total premium paid by the Company is USD643,500 (equivalent to approximately HK\$5,000,000).

As at 30 June 2023 and 2022, the fair value of these investments, are determined by BonVision (2022: LCH). Details of fair value measurement are set out in note 34.

19. DEBT INSTRUMENTS AT FAIR VALUE THROUGH OTHER COMPREHENSIVE INCOME

	2023 <i>HK\$'000</i>	2022 <i>HK\$'000</i>
Debt instruments	198,151	256,526
Analysed for reporting purposes as:		
Non-current assets	198,151	256,526

The debt instruments represent the Group's investments in corporate bonds listed on the Stock Exchange and overseas stock exchanges. These corporate bonds are measured at fair value which are quoted bid prices by banks. The corporate bonds carry coupon rates ranging from 5% to 6.38% (2022: 5% to 6.25%) payable semi-annually and are perpetual.

The amount is denominated in USD which is not the functional currency of the relevant group entity.

Details of impairment assessment are set out in note 34.

NOTES TO THE CONSOLIDATED FINANCIAL STATEMENTS

For the year ended 30 June 2023

20. FINANCIAL ASSETS AT AMORTISED COST

	2023 <i>HK\$'000</i>	2022 <i>HK\$'000</i>
Certificate of deposits	–	58,570
Fixed deposits	445,124	289,336
	445,124	347,906
Analysed for reporting purposes as:		
Non-current assets	168,542	289,336
Current assets	276,582	58,570
	445,124	347,906

Note: As at 30 June 2023 and 2022, financial assets at amortised cost included certificate of deposits and fixed deposits issued by various banks in the PRC with interest at a fixed rate ranging from 2.25% to 3.85% (2022: 3.5% to 4.13%) per annum payable at maturity. These certificates are held to collect contractual cash flows. The maturity dates of the certificates and fixed deposits are from July 2023 to March 2026 (2022: August 2022 to November 2024).

21. INVENTORIES

	2023 <i>HK\$'000</i>	2022 <i>HK\$'000</i>
Raw materials and consumables	68,782	81,465
Work in progress	7,287	4,163
Finished goods	152,563	268,792
	228,632	354,420

NOTES TO THE CONSOLIDATED FINANCIAL STATEMENTS

For the year ended 30 June 2023

22. TRADE AND OTHER RECEIVABLES, DEPOSITS AND PREPAYMENTS

	2023 <i>HK\$'000</i>	2022 <i>HK\$'000</i>
Trade receivables from third parties	188,259	216,643
Trade receivables from related companies	641	610
Less: allowance for credit losses	(26,261)	(29,584)
	162,639	187,669
Deposits	14,347	21,088
Prepayments	9,835	5,900
VAT receivables	832	949
Fund deposits to e-payment platforms (<i>Note</i>)	5,084	4,348
Amount due from a joint venture	–	7,996
Interest receivables	40,080	31,374
Others	11,483	13,125
	81,661	84,780
Total trade and other receivables, deposits and prepayments	244,300	272,449

Note: The fund deposits to e-payment platforms are interest-free and refundable.

As at 1 July 2021, trade receivables from contracts with customers amounted to approximately HK\$284,948,000.

Trade receivables from third parties mainly represent receivables from department stores and e-commerce platforms in relation to the collection of sales proceeds from sales of merchandise to customers and other corporate customers and wholesalers for the Group's wholesale business and trading of watch movement business. The credit period granted to the debtor(s) is ranging from 30-60 days. The Group did not have a credit period policy to its related party customers and the related party customers normally settled trade receivables within three months.

The amount due from a joint venture is non-trade in nature, and the amount is interest-free, unsecured, unguaranteed and repayable on demand.

NOTES TO THE CONSOLIDATED FINANCIAL STATEMENTS

For the year ended 30 June 2023

22. TRADE AND OTHER RECEIVABLES, DEPOSITS AND PREPAYMENTS (cont'd)

The following is an ageing analysis of trade receivables from third parties net of allowance for credit losses, presented based on the date of receipt of goods for retail customers and delivery of goods for wholesale and corporate customers, which approximates to the respective date of revenue recognition, at the end of the reporting period:

	2023 <i>HK\$'000</i>	2022 <i>HK\$'000</i>
0 to 60 days	128,996	151,770
61 to 120 days	16,612	21,479
121 to 180 days	5,525	7,270
Over 180 days	10,865	6,540
	161,998	187,059

The following is an ageing analysis of trade receivables from related companies, representing entities related to non-controlling interests of subsidiaries, presented based on the date of delivery of goods, which approximates to the respective date of revenue recognition, at the end of the reporting period:

	2023 <i>HK\$'000</i>	2022 <i>HK\$'000</i>
0 to 60 days	641	610

Before accepting any new customer, the Group assesses the potential customer's credit quality and defines credit limits for customer. Credit limits attributable to customers are reviewed regularly. The Group has policy for assessment of the provision of ECL, which is based on an evaluation of the collectability and age analysis of accounts grouped based on past due characteristics and on management's judgement including creditworthiness, the past collection history and forward-looking information.

As at 30 June 2023, included in the Group's trade receivables balance are debtors with aggregate carrying amount of HK\$33,002,000 (2022: HK\$35,289,000) which are past due as of the reporting date. Out of the past due balances, HK\$11,996,000 (2022: HK\$8,466,000) has been past due more than 90 days and was not considered as in default. The Group rebutted the presumption of default under expected credit losses model for trade receivables past due over 90 days based on no significant change in credit quality after understood these customers' background as well as the good payment records of and continuous business relationship with those customers and were adjusted for forward-looking information for example, the economic growth rates and unemployment rate which reflect the general economic conditions in which the debtors operate that was available without undue cost or effect.

Details of impairment of trade receivables and other receivables and deposits were set out in note 34.

NOTES TO THE CONSOLIDATED FINANCIAL STATEMENTS

For the year ended 30 June 2023

22. TRADE AND OTHER RECEIVABLES, DEPOSITS AND PREPAYMENTS (cont'd)

The trade and other receivables that are denominated in foreign currencies of the relevant group entities are set out below:

	2023 <i>HK\$'000</i>	2022 <i>HK\$'000</i>
HK\$	8,372	4,954

23. BANK BALANCES AND CASH

Bank balances and cash comprise cash and short-term deposits with original maturity of three months or less and carrying interest at average market rates of 4.85% (2022: 2.71%) per annum.

At 30 June 2023, the bank balances and cash of approximately HK\$177,632,000 (2022: HK\$741,069,000) are denominated in RMB, which are not freely convertible into other currencies.

Bank balances and cash that are denominated in foreign currencies of the relevant group entities are set out below:

	2023 <i>HK\$'000</i>	2022 <i>HK\$'000</i>
HK\$	34,966	38,642
RMB	96	84
Swiss Franc ("CHF")	147	1,212
USD	553,610	10,974
Japanese Yen ("JPY")	1,882	20,291

NOTES TO THE CONSOLIDATED FINANCIAL STATEMENTS

For the year ended 30 June 2023

24. TRADE PAYABLES, BILLS PAYABLE, OTHER PAYABLES AND ACCRUED CHARGES

	2023 <i>HK\$'000</i>	2022 <i>HK\$'000</i>
<i>Trade payables and bills payable:</i>		
Trade payables to third parties	16,489	43,597
Bills payable to third parties	1,136	2,192
	17,625	45,789
<i>Other payables and accrued charges:</i>		
Other tax payables	13,268	14,986
Accrued directors' remuneration	360	360
Accrued advertising expenses	5,602	15,029
Accrued staff related costs	9,655	16,413
Advance payment from third parties related to daily operation	13,680	16,850
Other payables and accrued charges	23,428	24,766
Amounts due to non-controlling interests of subsidiaries	10,042	10,042
Provision for onerous contracts	5,603	16,560
	81,638	115,006
	99,263	160,795

The credit period on purchases of goods is ranging from 30 to 60 days. The following is an ageing analysis of trade payables to third parties presented based on the invoice date at the end of the reporting period:

	2023 <i>HK\$'000</i>	2022 <i>HK\$'000</i>
0 to 30 days	15,185	29,465
31 to 60 days	799	10,132
61 to 90 days	38	1,494
Over 90 days	467	2,506
	16,489	43,597

NOTES TO THE CONSOLIDATED FINANCIAL STATEMENTS

For the year ended 30 June 2023

24. TRADE PAYABLES, BILLS PAYABLE, OTHER PAYABLES AND ACCRUED CHARGES (cont'd)

Bills payable at the end of the reporting period is aged within 30 days based on issuance date of the bills.

Amounts due to non-controlling interests of subsidiaries are non-trade in nature and the amounts are unsecured, interest-free and repayable on demand.

The following are the provision for onerous contracts recognised and movement during the year:

	2023 HK\$'000
At 1 July 2021	–
Provided for the year	17,141
Exchange realignment	(581)
At 30 June 2022 and 1 July 2022	16,560
Net reversal of provision for the year	(10,157)
Exchange realignment	(800)
At 30 June 2023	5,603

The provision for onerous contracts represents the unavoidable cost of running retail stores under short term lease.

25. LEASE LIABILITIES

	2023 HK\$'000	2022 <i>HK\$'000</i>
Lease liabilities payable:		
Within one year	5,879	10,816
More than one year but not exceeding two years	3,335	5,101
More than two years but not exceeding five years	6,603	9,554
	15,817	25,471
Less: Amount due for settlement with twelve months shown under current liabilities	(5,879)	(10,816)
Amount due for settlement after twelve months shown under non-current liabilities	9,938	14,655

The weighted average incremental borrowing rates applied to lease liabilities range from 2.84% to 6.94% (2022: from 2.34% to 5.46%).

NOTES TO THE CONSOLIDATED FINANCIAL STATEMENTS

For the year ended 30 June 2023

26. SHARE CAPITAL

	Number of shares '000	Share capital HK\$'000
<i>Ordinary shares of HK\$0.1 each</i>		
<i>Authorised:</i>		
At 1 July 2021, 30 June 2022, 1 July 2022 and 30 June 2023	100,000,000	10,000,000
<i>Issued:</i>		
At 1 July 2021	2,076,376	207,638
Share repurchased and cancelled	(18,308)	(1,831)
At 30 June 2022, 1 July 2022 and 30 June 2023	2,058,068	205,807

During the year ended 30 June 2022, the Company repurchased its own ordinary shares through the Stock Exchange as follows:

For the year ended 30 June 2022

Month of repurchase	No. of ordinary shares of HK\$0.1 each	Price per share		Aggregate consideration paid HK\$'000
		Highest HK\$	Lowest HK\$	
December 2021	2,808,000	0.72	0.70	1,981
March 2022	5,500,000	0.58	0.54	3,085
April 2022	10,000,000	0.45	0.42	4,375
	18,308,000			9,441

The above ordinary shares were cancelled during the year ended 30 June 2022. None of the Company's subsidiaries purchased, sold or redeemed any of the Company's listed securities during the year.

All the shares issued rank pari passu with the existing shares in all respects.

NOTES TO THE CONSOLIDATED FINANCIAL STATEMENTS

For the year ended 30 June 2023

27. DEFERRED TAXATION

The following are the major deferred tax (assets) liabilities recognised and movements during the year:

	Allowance for obsolete inventories	Allowance for credit losses	Unrealised profit	Accelerated tax depreciation	Revaluation of a property	Withholding tax arising from PRC subsidiaries	Impairment, provision and other temporary differences	Total
	HK\$'000	HK\$'000	HK\$'000	HK\$'000	HK\$'000	HK\$'000	HK\$'000	HK\$'000
At 30 July 2021	(28,890)	(7,325)	(18,945)	6,323	-	103,986	-	55,149
(Credited) charged to profit or loss	(2,046)	151	5,322	(454)	(784)	(35,565)	(7,235)	(40,611)
Charged to other comprehensive income	-	-	-	-	1,312	-	-	1,312
At 30 June 2022	(30,936)	(7,174)	(13,623)	5,869	528	68,421	(7,235)	15,850
(Credited) charged to profit or loss	(1,510)	314	4,811	(5,050)	(836)	(2,347)	3,095	(1,523)
Charged to other comprehensive income	-	-	-	-	(72)	-	-	(72)
At 30 June 2023	(32,446)	(6,860)	(8,812)	819	(380)	66,074	(4,140)	14,255

For the purpose of presentation in the consolidated statement of financial position, the following is the analysis of the deferred taxation.

	2023 HK\$'000	2022 HK\$'000
Deferred tax assets	52,638	58,968
Deferred tax liabilities	66,893	74,818

The Group had unused tax losses of approximately HK\$119,365,000 as at 30 June 2023 (2022: HK\$122,372,000). No deferred tax assets have been recognised in respect of the unused tax losses due to the unpredictability of future profit streams. Included in unrecognised tax losses are losses for certain subsidiaries operating in the PRC of approximately HK\$41,132,000 (2022: HK\$47,460,000) that will expire in 2027 (2022: 2026) and the remaining tax losses in Hong Kong can be carried forward indefinitely.

28. OTHER LOANS

	2023 HK\$'000	2022 HK\$'000
Loans from a non-controlling interest of a subsidiary	15,673	15,695
Amounts due within one year shown under current liabilities	15,673	15,695

The loans from a non-controlling interest of a subsidiary represented two loans of USD1,000,000 each (equivalent to approximately HK\$15,673,000 in aggregate), which are interest-free, unsecured and repayable on demand.

NOTES TO THE CONSOLIDATED FINANCIAL STATEMENTS

For the year ended 30 June 2023

29. COMMITMENTS

a. Operating lease arrangements

The Group as lessor

At the end of the reporting period, the Group had contracted with tenants for the following future minimum lease payments:

	2023 HK\$'000	2022 HK\$'000
Within one year	3,006	2,587
Second year	2,263	190
Third year	1,876	206
Fourth year	219	208
Fifth year	222	226
Over five years	796	1,051
	8,382	4,468

b. Concessionaire fee commitments

Certain shop counters of the Group paid concessionaire fee to department stores based on monthly sales recognised by these shop counters pursuant to the terms and conditions as set out in the respective agreements signed with individual department stores. In the opinion of the directors of the Company, as the future sales of these shop counters could not be estimated reliably, the concessionaire fee commitments has not been quantified and presented.

c. Capital commitments

	2023 HK\$'000	2022 HK\$'000
Capital commitments in respect of life insurance contract (<i>Note 18</i>)	–	2,000
Capital commitments in respect of property, plant and equipment	13,120	16,603
Capital commitments in respect of unlisted investment funds	39,183	–
	52,303	18,603

NOTES TO THE CONSOLIDATED FINANCIAL STATEMENTS

For the year ended 30 June 2023

30. RETIREMENT BENEFIT SCHEMES

The Group participates defined contribution retirement benefits plans for all qualifying employees in Hong Kong. The assets of the plans are held separately from those of the Group in funds under the control of trustees. No forfeited contributions for the plans may be used by the employer to reduce the existing level of contributions as the contributions are fully vested to the employee upon payments to the plans.

The Group's subsidiaries in the PRC and Swiss are required to make contributions to the state-managed retirement schemes and pension schemes operated by respective local governments and private sectors based on certain percentage of the monthly salaries of their current employees to fund the benefits. The only obligation of these subsidiaries with respect to the retirement benefit schemes is to make the specified contributions. No forfeited contributions will be used by the employer to reduce the existing level of contributions.

The total expense recognised in profit or loss of approximately HK\$50,039,000 (2022: HK\$61,585,000) represents contributions payable to these plans by the Group at rates specified in the rules of the plans. As at 30 June 2023 and 2022, there were no outstanding contributions payable to the schemes.

31. SHARE OPTION SCHEME

On 11 January 2013, the Company conditionally adopted a share option scheme pursuant to a resolution passed by its then sole shareholder on 11 January 2013, where eligible employees and directors of the Group, among others, may be granted options entitling them to subscribe for the Company's shares. The adoption of the share option scheme became unconditional upon the listing of the Company on 5 February 2013. No share option has been granted since the adoption of the scheme. The scheme has a term of 10 years and has expired on 10 January 2023.

NOTES TO THE CONSOLIDATED FINANCIAL STATEMENTS

For the year ended 30 June 2023

32. DISPOSAL OF SUBSIDIARIES

In September 2022, the Group entered into a sale and purchase agreement to sell the entire interest of Suzhou Paragon to an independent third party at a cash consideration of RMB13,737,000 (equivalent to approximately HK\$14,771,000).

In January 2023, the Group entered into a sale and purchase agreement to sell the entire interest of Time Watch (Hefei) Timepieces Company Limited to an independent third party at a cash consideration of RMB242,000 (equivalent to approximately HK\$274,000).

In April 2023, the Group entered into a sale and purchase agreement to sell the entire interest of Time Watch (Shanghai) Timepieces Company Limited to an independent third party at a cash consideration of RMB3,493,000 (equivalent to approximately HK\$3,967,000).

The following table summarises the amount of assets and liabilities at derecognition date:

	<u>HK\$'000</u>
Consideration received	19,012
Analysis of assets and liabilities over which control was lost:	
Property, plant and equipment	391
Right-of-use assets	409
Inventories	38,905
Trade receivables	5,100
Other receivables, deposits and prepayments	1,357
Bank balances and cash	11,276
Trade payables and bills payable	(3,908)
Other payables and accrued charges	(16,314)
Lease liabilities	(378)
Net assets disposed of	<u>36,838</u>
Gain on disposal of subsidiaries:	
Consideration received	19,012
Net assets disposed of	(36,838)
Non-controlling interests	18,711
Reclassification of cumulative translation reserve upon disposal of subsidiaries to profit or loss	360
Gain on disposal	<u>1,245</u>
Net cash inflow arising on disposal:	
Cash consideration	19,012
Less: bank balances and cash disposed of	(11,276)
	<u>7,736</u>

NOTES TO THE CONSOLIDATED FINANCIAL STATEMENTS

For the year ended 30 June 2023

33. CAPITAL RISK MANAGEMENT

The Group manages its capital to ensure that entities in the Group will be able to continue as a going concern while maximising the return to shareholders through the optimisation of the debt and equity balance.

The capital structure of the Group consists of debt, which includes other loans and net of cash and cash equivalents and equity attributable to owners of the Company, comprising issued share capital, reserves and accumulated profits.

Management of the Group reviews the capital structure regularly taking into account the cost of capital and the risk associated with the capital. The Group will balance its overall capital structure through issuance of new shares, payment of dividends, and the raise of bank borrowings or the repayment of the existing other loans.

34. FINANCIAL INSTRUMENTS**Categories of financial instruments**

	2023 <i>HK\$'000</i>	2022 <i>HK\$'000</i>
Financial assets		
Financial assets at FVTPL	100,733	178,083
Debt instruments at FVTOCI	198,151	256,526
Financial assets at amortised cost	1,470,957	1,454,004
Financial liabilities		
Amortised cost	78,613	103,618

Financial risk management objectives and policies

The Group's major financial instruments include financial assets at amortised cost, financial assets at FVTPL, debt instruments at FVTOCI, trade receivables, certain other receivables and deposits, bank balances and cash, trade payables and bills payable, certain other payables and other loans. Details of these financial instruments are disclosed in respective notes. The risks associated with these financial instruments and the policies on how to mitigate these risks are set out below. Management manages and monitors these exposures to ensure appropriate measures are implemented on a timely and effective manner.

Currency risk

The Group has foreign currency sales, which expose itself to foreign currency risk. In addition, debt instruments at FVTOCI, certain trade and other receivables, bank balances, other payables, other loans and intra-group balances are denominated in foreign currencies of the relevant group entities.

The currency risk of the Group is mainly arising from exchange rate of RMB against HK\$, RMB against USD, RMB against JPY, USD against HK\$, JPY against HK\$ and CHF against HK\$.

NOTES TO THE CONSOLIDATED FINANCIAL STATEMENTS

For the year ended 30 June 2023

34. FINANCIAL INSTRUMENTS (cont'd)

Financial risk management objectives and policies (cont'd)

Currency risk (cont'd)

The carrying amounts of the Group's foreign currency denominated monetary assets and monetary liabilities at the end of the reporting period are as follows:

	Assets		Liabilities	
	2023 HK\$'000	2022 HK\$'000	2023 HK\$'000	2022 HK\$'000
HK\$	48,504	48,456	–	–
USD	754,199	269,932	–	–
JPY	1,882	20,291	–	–
RMB	96	84	–	–
CHF	147	1,212	–	–

For entities with a USD functional currency holding monetary assets and liabilities denominated in HK\$, the directors of the Company considered that, as HK\$ is pegged to USD, the Group is not subject to significant foreign currency risk from change in foreign exchange rate of USD against HK\$.

Other than above, several subsidiaries of the Group have the following intra-group receivables/payables denominated in HK\$, USD, JPY, CHF and RMB, which are foreign currencies of the relevant group entities.

	Amounts due from group entities		Amounts due to group entities	
	2023 HK\$'000	2022 HK\$'000	2023 HK\$'000	2022 HK\$'000
HK\$	906,940	925,751	654,855	649,876
USD	186,688	191,471	–	–
RMB	5,633	6,096	15,444	19,377
CHF	947	889	–	–

The Group currently does not have a foreign currency hedging policy. However, management monitors foreign exchange exposure and will consider hedging significant foreign currency exposure should the need arise.

NOTES TO THE CONSOLIDATED FINANCIAL STATEMENTS

For the year ended 30 June 2023

34. FINANCIAL INSTRUMENTS (cont'd)**Financial risk management objectives and policies (cont'd)***Currency risk (cont'd)**Sensitivity analysis*

The following table details the Group's sensitivity to a 5% increase and decrease in RMB against HK\$, RMB against USD, RMB against JPY, JPY against HK\$ and CHF against HK\$. 5% is the sensitivity rate used when reporting foreign currency risk internally to key management personnel and represents management's assessment of the reasonably possible change in foreign exchange rates. The sensitivity analysis includes only outstanding foreign currency denominated monetary items as well as amounts due from and to group entities where the denomination of the balance is in a foreign currency of the group entity. A positive number below indicates an increase in post-tax profit for the year where the HK\$ and USD strengthen 5% against RMB, JPY and CHF. For a 5% weakening of the HK\$ and USD against RMB, JPY and CHF, there would be an equal and opposite impact on the post-tax profit for the year.

	2023	2022
	HK\$'000	HK\$'000
Increase in post-tax profit for the year	46,310	29,817

In the management's opinion, the sensitivity analysis is unrepresentative of the inherent currency risk as the exposure at the end of the reporting period does not reflect the exposure during the year.

Interest rate risk

The Group's fair value interest rate risk relates primarily to the fixed rate debt instruments at FVTOCI, financial assets at amortised cost, financial assets at FVTPL and lease liabilities. The Group's cash flow interest rate risk relates to the bank balances (2022: bank balances).

The Group has not used any interest rate swaps in order to mitigate its exposure associated with fluctuations relating to cash flows interest rate risk. However, the management of the Group will consider hedging significant interest rate exposure should the need arise.

Sensitivity analysis

In the opinion of management of the Group, the expected change in interest rate on bank balances (2022: bank balances) will not be significant in the near future, hence sensitivity analysis is not presented.

Credit risk and impairment assessment

The Group's maximum exposure to credit risk which will cause a financial loss to the Group due to failure to discharge an obligation by the counterparties is arising from the financial assets (including debt instruments at FVTOCI) whose carrying amounts best represent the maximum exposure to credit risk.

NOTES TO THE CONSOLIDATED FINANCIAL STATEMENTS

For the year ended 30 June 2023

34. FINANCIAL INSTRUMENTS (cont'd)

Financial risk management objectives and policies (cont'd)

Credit risk and impairment assessment (cont'd)

Trade receivables arising from contracts with customers

In order to minimise the credit risk, the management of the Group has delegated a team responsible for determination of credit limits and credit approvals. Before accepting any new customer, the Group assesses the potential customer's credit quality and define credit limits for customer. Credit limits attributed to customers are reviewed regularly. Other monitoring procedures are in place to ensure that follow-up action is taken to recover overdue debts. In this regard, the directors of the Company consider that the Group's credit risk is significantly reduced.

In addition, the Group has policy for assessment of the provision of ECL, which is based on an evaluation of the collectability and age analysis of accounts grouped based on past due characteristics and on management's judgement including creditworthiness, the past collection history and forward-looking information. The Group performs impairment assessment under ECL model on credit-impaired trade receivables individually. Except for credit-impaired trade receivables, which are assessed for impairment individually, the remaining trade receivables are grouped based on aging of outstanding balances. Net impairment losses of HKD\$1,460,000 (2022: net reversal of impairment of HK\$1,029,000) is recognised during the year. Details of the quantitative disclosures are set out below in this note.

The concentration of credit risk is limited due to the customer base being large and unrelated.

Other receivables and deposits

The management of the Group makes individual assessment for debtors with significant balances on the recoverability of other receivables and deposits based on historical settlement records, past experience, and also quantitative and qualitative information that is reasonable, supportive and forward looking information that is available. The management of the Group believes that there is no material credit risk inherent in the Group's outstanding balance of deposits and other receivables. ECL on deposits and other receivables is insignificant at 30 June 2023 and 2022 as the exposure of deposits and other receivables is insignificant.

Debt instruments at FVTOCI

The Group only invests in debt securities with low credit risk. The Group's debt instruments at FVTOCI mainly comprise listed bonds that are graded in the top investment grade as per globally understood definitions and therefore are considered to be low credit risk investments. During the year ended 30 June 2023 and 2022, ECL on debt instruments at FVTOCI is insignificant.

NOTES TO THE CONSOLIDATED FINANCIAL STATEMENTS

For the year ended 30 June 2023

34. FINANCIAL INSTRUMENTS (cont'd)**Financial risk management objectives and policies (cont'd)***Credit risk and impairment assessment (cont'd)**Bank balances*

The credit risks on bank balances are limited because the counterparties are banks with high credit ratings assigned by international credit-rating agencies. No loss allowance provision for bank balances was recognised as the amount is insignificant. The Group has limited exposure to any single financial institution.

Certificate of deposits at amortised cost

The credit risks on certificate of deposits at amortised cost are limited because the counterparty is a bank with high credit rating assigned by international credit-rating agencies. No loss allowance provision for certificate of deposits at amortised cost was recognised as the amount is insignificant.

Fixed deposits

The credit risks on fixed deposits are limited because the counterparties are banks with high credit rating assigned by international credit-rating agencies. No loss allowance provision for fixed deposits at amortised cost was recognised as the amount is insignificant.

The Group's internal credit risk grading assessment comprises the following categories:

Internal credit rating	Description	Trade receivables	Other financial assets
Low risk	The counterparty has a low risk of default and does not have any past-due amounts	Lifetime ECL (not credit-impaired)	12m ECL
Medium risk	Debtor frequently repays after due dates but usually settle in full	Lifetime ECL (not credit-impaired)	12m ECL
High risk	Debtor frequently repays after 90 days after due date	Lifetime ECL (not credit-impaired)	Lifetime ECL (not credit-impaired)
Loss	There is evidence indicating the asset is credit-impaired	Lifetime ECL (credit-impaired)	Lifetime ECL (credit-impaired)
Write-off	There is evidence indicating the debtor is in severe financial difficulty and the Group has no realistic prospect of recovery or trade receivables are over two years past due	Amount is written-off	Amount is written-off

NOTES TO THE CONSOLIDATED FINANCIAL STATEMENTS

For the year ended 30 June 2023

34. FINANCIAL INSTRUMENTS (cont'd)

Financial risk management objectives and policies (cont'd)

Credit risk and impairment assessment (cont'd)

The tables below detail the credit risk exposures of the Group's financial assets which are subject to ECL assessment:

	Notes	External credit rating	Internal credit rating	12m or lifetime ECL	Gross carrying amounts	
					2023 HK\$'000	2022 HK\$'000
Debt instruments at FVTOCI						
Investments in listed bonds	19	A1 to Baa3 (2022: Aa1) (note iii)	N/A	12m ECL	198,151	256,526
Financial assets at amortised cost						
Trade receivables	22	N/A N/A	(note i) Loss (note i)	Lifetime ECL Lifetime ECL (credit-impaired)	168,806 20,094	191,861 25,392
Other receivables and deposits	22	N/A	(note ii)	12m ECL	70,994	77,931
Bank balances	23	Aa2 to Ba1 (2022: Aaa to Baa3) (note iii)	N/A	12m ECL	791,440	839,377
Certificate of deposits at amortised cost	20	A1 (note iii)	N/A	12m ECL	–	58,570
Fixed deposits	20	A1 to Ba1 (note iii)	N/A	12m ECL	445,124	289,336

Notes:

- (i) For trade receivables, the Group has applied the simplified approach in HKFRS 9 to measure the loss allowance at lifetime ECL.

As part of the Group's credit risk management, the Group uses debtors' past due ageing to assess the impairment for its customers in relation to its operation because the customers of the Group consist of a large number of small customers with common risk characteristics that are representative of the customers' abilities to pay all amounts due in accordance with the contractual terms. The following table provides information about the exposure to credit risk for trade receivables from customers which are assessed collectively as at 30 June 2023 within lifetime ECL (not credit-impaired). Debtors that are credit-impaired with gross carrying amounts of approximately HK\$20,094,000 as at 2023 (2022: HK\$25,392,000) were assessed individually.

NOTES TO THE CONSOLIDATED FINANCIAL STATEMENTS

For the year ended 30 June 2023

34. FINANCIAL INSTRUMENTS (cont'd)**Financial risk management objectives and policies (cont'd)***Credit risk and impairment assessment (cont'd)*

Notes: (cont'd)

(i) (cont'd)

For the year ended 30 June 2023**Gross carrying amount**

	Average loss rate	Trade receivables past due <i>HK\$'000</i>
Current (not past due)	1.3%	131,327
1-30 days past due	1.3%	9,482
31-60 days past due	2.7%	7,459
61-90 days past due	4.4%	4,596
More than 90 days past due	24.8%	15,942
		168,806

For the year ended 30 June 2022**Gross carrying amount**

	Average loss rate	Trade receivables past due <i>HK\$'000</i>
Current (not past due)	1.1%	154,033
1-30 days past due	1.2%	13,097
31-60 days past due	2.6%	8,759
61-90 days past due	3.3%	5,519
More than 90 days past due	21.0%	10,453
		191,861

During the year ended 30 June 2023, the Group impaired HK\$2,384,000 (2022 reversed: HK\$371,000) impairment allowance for trade receivables, based on the provision matrix. Impairment allowance of HK\$924,000 (2022: HK\$658,000 were reversed) were reversed on credit impaired debtors.

NOTES TO THE CONSOLIDATED FINANCIAL STATEMENTS

For the year ended 30 June 2023

34. FINANCIAL INSTRUMENTS (cont'd)

Financial risk management objectives and policies (cont'd)

Credit risk and impairment assessment (cont'd)

Notes: (cont'd)

(i) (cont'd)

The following table shows the movement in lifetime ECL that has been recognised for trade receivables under the simplified approach.

	Lifetime ECL (not credit- impaired) <i>HK\$'000</i>	Lifetime ECL (credit- impaired) <i>HK\$'000</i>	Trade receivables <i>HK\$'000</i>
As at 1 July 2021	4,726	27,019	31,745
Changes due to financial instruments recognised as at 1 July:			
– Reversal of impairment losses	(4,527)	(803)	(5,330)
– Transfer to credit-impaired	(56)	56	–
– Write-offs	–	(480)	(480)
New financial assets originated	4,156	145	4,301
Exchange realignment	(107)	(545)	(652)
As at 30 June 2022	4,192	25,392	29,584
Changes due to financial instruments recognised as at 1 July:			
– Reversal of impairment losses	(2,452)	(924)	(3,376)
– Transfer to credit-impaired	–	–	–
– Write-offs	–	(342)	(342)
– Disposal of subsidiaries	–	(2,699)	(2,699)
New financial assets originated	4,836	–	4,836
Exchange realignment	(409)	(1,333)	(1,742)
As at 30 June 2023	6,167	20,094	26,261

The Group writes off a trade receivable when there is information indicating that the debtor is in severe financial difficulty and there is no realistic prospect of recovery, e.g. when the debtor has been placed under liquidation or has entered into bankruptcy proceedings, or when the trade receivables are over two years past due, whichever occurs earlier. Trade receivable of HK\$342,000 (2022: HK\$480,000) was written off by the Group during the year ended 30 June 2023.

NOTES TO THE CONSOLIDATED FINANCIAL STATEMENTS

For the year ended 30 June 2023

34. FINANCIAL INSTRUMENTS (cont'd)

Financial risk management objectives and policies (cont'd)

Credit risk and impairment assessment (cont'd)

Notes: (cont'd)

(i) (cont'd)

Changes in the loss allowance for trade receivables are mainly due to:

	2023		2022	
	Decrease in lifetime ECL (not credit- impairment) HK\$'000	Decrease in lifetime ECL (credit- impaired) HK\$'000	Decrease in lifetime ECL (not credit- impairment) HK\$'000	Decrease in lifetime ECL (credit- impaired) HK\$'000
Repayment from:				
– trade receivables with gross carrying amount of HK\$186,161,000 (2022: HK\$279,051,000)	(2,452)	(924)	(4,527)	(803)
Write-off of:				
– trade receivables with gross carrying amount of HK\$342,000 (2022: HK\$480,000)	–	(342)	–	(480)

(ii) For the purpose of internal credit risk management, the Group uses past due information to assess whether credit risk has increased significantly since initial recognition.

Deposits and other receivables, amount due from a joint venture, fund deposits to e-payment platforms and interest receivables do not have fixed repayment terms or are not past due as at 30 June 2023 and 2022.

(iii) External credit ratings are from international credit-rating agencies.

NOTES TO THE CONSOLIDATED FINANCIAL STATEMENTS

For the year ended 30 June 2023

34. FINANCIAL INSTRUMENTS (cont'd)

Financial risk management objectives and policies (cont'd)

Liquidity risk

In the management of the liquidity risk, the Group monitors and maintains a level of cash and cash equivalents deemed adequate by the management to finance the Group's operations and mitigate the effects of unexpected fluctuations in cash flows.

The following table details the Group's remaining contractual maturity for its non-derivative financial liabilities based on the agreed repayment dates. The table has been drawn up based on the undiscounted cash flows of financial liabilities based on the earliest date on which the Group can be required to pay. The table includes both interest and principal cash flows. To the extent that interest flows are floating rate, the undiscounted amount is derived from interest rate curve at the end of the reporting period.

	Weighted average effective interest rate %	Repayable on demand or less than 3 months HK\$'000	3 months to 1 year HK\$'000	1 to 2 years HK\$'000	2 to 5 years HK\$'000	Total undiscounted cash flows HK\$'000	Total carrying amount HK\$'000
As at 30 June 2023							
Non-derivative financial liabilities							
Trade payables and bills payable	N/A	17,625	–	–	–	17,625	17,625
Other payables	N/A	45,315	–	–	–	45,315	45,315
Other loans	N/A	15,673	–	–	–	15,673	15,673
Lease liabilities	4.46	1,769	4,196	3,795	6,944	16,704	15,817
		80,382	4,196	3,795	6,944	95,317	94,430
As at 30 June 2022							
Non-derivative financial liabilities							
Trade payables and bills payable	N/A	45,789	–	–	–	45,789	45,789
Other payables	N/A	42,134	–	–	–	42,134	42,134
Other loans	N/A	15,695	–	–	–	15,695	15,695
Lease liabilities	4.56	3,606	8,121	5,623	10,280	27,630	25,471
		107,224	8,121	5,623	10,280	131,248	129,089

NOTES TO THE CONSOLIDATED FINANCIAL STATEMENTS

For the year ended 30 June 2023

34. FINANCIAL INSTRUMENTS (cont'd)**Financial risk management objectives and policies (cont'd)***Other price risk*

The Group is exposed to debt price risk through its investments in debt instruments at FVTOCI. Management of the Group manages this exposure by maintaining a portfolio of investments with different risks. The Group's debt price risk is mainly concentrated on debt instruments listed in the Stock Exchange and Singapore Exchange Limited. In addition, the Group has appointed a special team to monitor the price risk and will consider hedging the risk exposure should the need arise.

Sensitivity analysis

The sensitivity analysis below has been determined based on the exposure to debt price risk at the reporting date. If the prices of the respective debt instruments had been 10% (2022: 10%) higher/lower, other comprehensive income for the year ended 30 June 2023 would increase/decrease by approximately HK\$19,815,000 (2022: HK\$25,653,000) as a result of the changes in fair value of debt instruments measured at FVTOCI.

Fair value measurements of financial instruments

This note provides information about how the Group determines fair values of various financial assets and financial liabilities.

In estimating the fair value of an asset or a liability, the Group uses market-observable data to the extent it is available. Where Level 1 inputs are not available, the Group engages independent qualified valuers to perform the valuation. The CFO works closely with the independent qualified valuers to establish the appropriate valuation techniques and inputs to the model. The CFO reports the findings to the board of directors of the Company every six months to explain the cause of fluctuations in the fair value of the assets and liabilities.

(i) Fair value of the Group's financial assets that are measured at fair value on a recurring basis

Some of the Group's financial assets are measured at fair value at the end of each reporting period. The following table gives information about how the fair values of these financial assets are determined (in particular, the valuation technique(s) and inputs used).

Financial assets	Fair value as at 30 June		Fair value hierarchy	Valuation technique and key input	Significant unobservable input
	2023 HK\$'000	2022 HK\$'000			
Debts instruments at FVTOCI					
– Listed corporate bonds	198,151	256,526	Level 1	Quoted bid prices	N/A
Financial assets at FVTPL					
– Certificate of deposits	93,130	170,790	Level 3	Discounted cash flow approach	Discount rate ranging from 4.93% to 5.34% (2022: 2.12% to 2.61%) (Note 1)

NOTES TO THE CONSOLIDATED FINANCIAL STATEMENTS

For the year ended 30 June 2023

34. FINANCIAL INSTRUMENTS (cont'd)

Fair value measurements of financial instruments (cont'd)

(i) Fair value of the Group's financial assets that are measured at fair value on a recurring basis (cont'd)

Financial assets (cont'd)	Fair value as at 30 June		Fair value hierarchy	Valuation technique and key input	Significant unobservable input
	2023 HK\$'000	2022 HK\$'000			
Financial assets at FVTPL (cont'd)					
- Life insurance	7,603	7,293	Level 3	Discounted cash flow approach	1. Discount rate ranging from 5.62% to 9.29% (2022: 4.00% to 6.42%) (Note 2) 2. Marginal death rate ranging from 0.00% to 5.33% (2022: 0.00% to 4.57%) (Note 2)

Note 1: A 5% in the discount rate used in isolation would result in a decrease/increase of HK\$134,000/HK\$134,000 (2022: HK\$267,000/HK\$267,000) in the fair value measurement of the certificate of deposits as at 30 June 2023.

Note 2: The key inputs of valuation of life insurance at fair value included (i) discount rate and (ii) marginal death rate. A 5% increase/decrease in the discount rate holding all other variables constant would decrease/increase the fair value on life insurance by HK\$667,000/HK\$754,000 (2022: HK\$1,150,000/HK\$1,300,000). A 5% increase/decrease in the marginal death rate holding all other variables constant would increase/decrease the fair value on life insurance by HK\$127,000/HK\$134,000 (2022: HK\$403,000/HK\$403,000).

There were no transfers between Level 1 and 2 in the year.

NOTES TO THE CONSOLIDATED FINANCIAL STATEMENTS

For the year ended 30 June 2023

34. FINANCIAL INSTRUMENTS (cont'd)

Fair value measurements of financial instruments (cont'd)

(ii) Reconciliation of Level 3 fair value measurements of financial assets

	Financial assets at FVTPL HK\$'000
At 1 July 2021	429,104
Additions	62,625
Disposals	(307,975)
Fair value change to profit or loss	(3,243)
Exchange realignment	(2,428)
At 30 June 2022 and 1 July 2022	178,083
Additions	2,000
Disposals	(68,082)
Fair value change to profit or loss	(1,233)
Exchange realignment	(10,035)
At 30 June 2023	100,733

Of the total loss for the year included in profit or loss, HK\$249,000 (2022: HK\$552,000) relates to financial assets at FVTPL held at the end of the current reporting period. Fair value gains or losses on financial assets at FVTPL is included in "Other gains and losses".

(iii) Fair value of the Group's financial assets that are not measured at fair value on a recurring basis

Management of the Group considers that the carrying amounts of other financial assets and financial liabilities recorded at amortised cost in the consolidated financial statements approximate their fair values.

NOTES TO THE CONSOLIDATED FINANCIAL STATEMENTS

For the year ended 30 June 2023

35. RECONCILIATION OF LIABILITIES ARISING FROM FINANCING ACTIVITIES

The table below details changes in the Group's liabilities arising from financing activities, including both cash and non-cash changes. Liabilities arising from financing activities are those for which cash flows were, or future cash flows will be, classified in the Group's consolidated statement of cash flows as cash flows from financing activities.

	Bank borrowings <i>HK\$'000</i>	Other loans <i>HK\$'000</i>	Lease liabilities <i>HK\$'000</i>	Total <i>HK\$'000</i>
At 1 July 2021	40,000	7,766	16,207	63,973
Financing cash flows	(40,005)	7,797	(18,867)	(51,075)
Interest expense	5	–	845	850
New leases entered	–	–	28,161	28,161
Termination of leases	–	–	(126)	(126)
Foreign exchange translation	–	132	(749)	(617)
At 30 June 2022	–	15,695	25,471	41,166
Financing cash flows	–	–	(12,022)	(12,022)
Interest expense	–	–	838	838
New leases entered	–	–	3,992	3,992
Termination of leases	–	–	(934)	(934)
Disposal of subsidiaries	–	–	(378)	(378)
Foreign exchange translation	–	(22)	(1,150)	(1,172)
At 30 June 2023	–	15,673	15,817	31,490

NOTES TO THE CONSOLIDATED FINANCIAL STATEMENTS

For the year ended 30 June 2023

36. RELATED PARTY TRANSACTIONS

Other than the balances of and transactions with related parties disclosed in relevant disclosure notes, the Group had the following related party transactions during the year:

	2023 <i>HK\$'000</i>	2022 <i>HK\$'000</i>
Sales to entities related to a non-controlling interest of subsidiaries (<i>Note a</i>)	2,938	6,754
Short-term lease payment to related companies (<i>Note b</i>)	442	472

Notes:

- (a) These transactions are also defined as continuing connected transactions under the Listing Rules.
- (b) The related companies are wholly owned and controlled by Mr. Tung. These transactions are also defined as connected transactions under the Listing Rules.

Key management personnel

The remuneration of directors and other members of key management were as follows:

	2023 <i>HK\$'000</i>	2022 <i>HK\$'000</i>
Short-term benefits	14,311	16,417
Post-employment benefits	175	193
	14,486	16,610

The remuneration of key management is determined by the remuneration committee having regard to the performance of individuals and market trends.

NOTES TO THE CONSOLIDATED FINANCIAL STATEMENTS

For the year ended 30 June 2023

37. PARTICULARS OF PRINCIPAL SUBSIDIARIES

Particulars of the Company's principal subsidiaries at the end of the reporting period are as follows:

Name of subsidiary	Country/ place of incorporation/ establishment	Country/ Place of operation	Issued and fully paid share capital/ registered capital	Attributable equity interest of the Group As at 30 June		Principal activities
				2023	2022	
Directly:						
Immense Ocean Investments Limited	BVI	Hong Kong	1 share of USD1	100%	100%	Investment holding
Indirectly:						
Win Source Trading Limited 偉鑫貿易有限公司	Hong Kong	Hong Kong	1 share of HK\$1	100%	100%	Trading of watch movements
Win Sun International Limited 捷新國際有限公司	Hong Kong	Hong Kong	1 share of HK\$1	100%	100%	Trading of watches
Gold Joy Investments Limited 金愉投資有限公司	Hong Kong	Hong Kong	1 share of HK\$1	100%	100%	Investment holding
Sky Sun Investments Limited 天新投資有限公司	Hong Kong	Hong Kong	1 share of HK\$1	100%	100%	Investment holding
Gold Reach Investments Limited 金達投資有限公司	Hong Kong	Hong Kong	1 share of HK\$1	100%	100%	Investment holding
Ye Guang Li Electronics (Meizhou) Company Limited ¹ 業廣利電子(梅州)有限公司	PRC	PRC	HK\$3,880,000	100%	100%	Assembling and trading of watches
Suzhou Paragon ^{2,4} 蘇州寶利辰表行有限公司	PRC	PRC	RMB24,000,000	–	51%	Sales of watches
Tian Wang Shenzhen ¹ 天王電子(深圳)有限公司	PRC	PRC	HK\$99,000,000	100%	100%	Assembling and trading of own branded watches
Balco Switzerland SAGL	Switzerland	Switzerland	20 shares of CHF1,000 each	100%	100%	Sales of watches
Shenzhen Time Watch Management Consulting Limited ³ 深圳時計實管理諮詢有限公司	PRC	PRC	RMB6,000,000	100%	100%	Marketing and consulting
Time Watch (Sichuan) Company Limited ² 時計實(四川)鐘表有限公司	PRC	PRC	RMB20,000,000	51%	51%	Sales of watches

NOTES TO THE CONSOLIDATED FINANCIAL STATEMENTS

For the year ended 30 June 2023

37. PARTICULARS OF PRINCIPAL SUBSIDIARIES (cont'd)

Name of subsidiary	Country/ place of incorporation/ establishment	Country/ Place of operation	Issued and fully paid share capital/ registered capital	Attributable equity interest of the Group As at 30 June		Principal activities
				2023	2022	
Shenzhen Time Watch Trading Company Limited ³ 深圳市時計寶商貿有限公司	PRC	PRC	RMB5,000,000	70%	70%	Sales of watches
Shenzhen Half Hour Trade and Commercial Limited ³ 深圳市半小時商貿有限公司	PRC	PRC	RMB1,000,000	70%	70%	Sales of watches
Shenzhen Yi Cun Jin Technology Co., Limited ³ 深圳市壹寸金科技有限公司	PRC	PRC	RMB1,000,000	70%	70%	Sales of watches
TWB Investments Limited	Hong Kong	Hong Kong	HK\$200	51%	51%	Design and sales of watches
時計商貿(梅州)有限公司 ¹	PRC	PRC	RMB1,000,000	51%	51%	Design and sales of watches
Strong Goal Investments Limited 強高投資有限公司	BVI	Hong Kong	1 share of USD1	100%	100%	Property investment
天王(深圳)營運發展有限公司 ³	PRC	PRC	RMB1,000,000	100%	100%	Sales of watches
深圳市聖維斯科技有限公司 ³	PRC	PRC	RMB5,000,000	70%	70%	Sales of watches
深圳時計寶控股有限公司 ³	PRC	PRC	RMB30,000,000	70%	70%	Sales of watches
深圳市天唯雅科技有限公司 ³	PRC	PRC	RMB2,000,000	70%	70%	Sales of watches
深圳市袖銘電子有限公司 ³	PRC	PRC	RMB2,000,000	70%	70%	Sales of watches
時寶商貿有限公司 ³	PRC	PRC	RMB500,000	100%	100%	Assembling and trading of watches
Winning Asia Holdings Group Limited	BVI	Hong Kong	USD10,000	100%	100%	Property holding

¹ Established in the PRC in the form of wholly foreign-owned enterprise.

² Established in the PRC in the form of sino-foreign equity joint venture.

³ Established in the PRC in the form of domestic-invested enterprise.

⁴ The subsidiary was disposed during the year.

None of the subsidiaries had any debt securities subsisting at the end of the year or at any time during the year. In the opinion of the directors of the Company, a complete list of the particulars of subsidiaries will be of excessive length and therefore the above list contains only the particulars of those subsidiaries which materially contribute to the net income of the Group or hold a material portion of the assets and liabilities of the Group.

At the end of the reporting period, there is no non-wholly owned subsidiary that has material non-controlling interest individually.

NOTES TO THE CONSOLIDATED FINANCIAL STATEMENTS

For the year ended 30 June 2023

38. THE STATEMENT OF FINANCIAL POSITION OF THE COMPANY

	2023 <i>HK\$'000</i>	2022 <i>HK\$'000</i>
Non-current assets		
Unlisted investments in subsidiaries, at cost	219,360	224,343
Amounts due from subsidiaries	956,550	1,012,447
Financial assets at FVTPL	7,603	7,293
Debt instruments at FVTOCI	198,151	256,526
	1,381,664	1,500,609
Current assets		
Other receivables	8,464	4,785
Amounts due from subsidiaries	–	229,096
Tax recoverable	–	622
Bank balances	584,827	255,512
	593,291	490,015
Current liabilities		
Accrued charges	1,763	3,298
Amounts due to subsidiaries	103,690	1,911
	105,453	5,209
Net current assets	487,838	484,806
Total assets less current liabilities	1,869,502	1,985,415
Capital and reserves		
Share capital	205,807	205,807
Reserves	1,663,695	1,779,608
Total equity	1,869,502	1,985,415

NOTES TO THE CONSOLIDATED FINANCIAL STATEMENTS

For the year ended 30 June 2023

38. THE STATEMENT OF FINANCIAL POSITION OF THE COMPANY (cont'd)

Reserves of the Company

	Share premium <i>HK\$'000</i>	Investment revaluation reserve <i>HK\$'000</i>	Translation reserve <i>HK\$'000</i>	Accumulated profits <i>HK\$'000</i>	Total <i>HK\$'000</i>
At 1 July 2021	508,840	9,930	(14,493)	710,307	1,214,584
Repurchase and cancellation of shares	(7,610)	–	–	–	(7,610)
Total comprehensive (expense) income for the year	–	(16,609)	(55,577)	644,820	572,634
At 30 June 2022 and 1 July 2022	501,230	(6,679)	(70,070)	1,355,127	1,779,608
Total comprehensive expense for the year	–	(16,680)	(46,020)	(53,213)	(115,913)
At 30 June 2023	501,230	(23,359)	(116,090)	1,301,914	1,663,695

FINANCIAL SUMMARY

A summary of the results and of the assets and liabilities of the Group for the last five years, as extracted from the published audited financial information and consolidated financial statements, is set out below.

	For the year ended 30 June				
	2023 HK\$'000	2022 HK\$'000	2021 HK\$'000	2020 HK\$'000 (Note 1) (Note 3)	2019 HK\$'000 (restated) (Note 2)
Results					
Revenue	981,760	1,408,092	1,917,967	1,726,432	2,377,914
Profit for the year attributable to owners of the Company	37,070	33,020	259,103	140,720	318,043
	At 30 June				
	2023 HK\$'000	2022 HK\$'000	2021 HK\$'000	2020 HK\$'000	2019 HK\$'000
Assets and liabilities					
Total assets	2,619,592	2,937,364	3,077,789	2,496,106	2,713,859
Total liabilities	(232,002)	(325,752)	(443,995)	(302,917)	(554,828)
	2,387,590	2,611,612	2,633,794	2,193,189	2,159,031
Equity attributable to the owners of the Company	2,386,059	2,582,805	2,601,806	2,169,460	2,223,548
Non-controlling interests	1,531	28,807	31,988	23,729	(64,517)
	2,387,590	2,611,612	2,633,794	2,193,189	2,159,031

Notes:

- In 2020, the Group has applied HKFRS 16. Accordingly, certain comparative information for the years ended 30 June 2018 and 2019 may not be comparable to the year ended 30 June 2020 as such comparative information was prepared under HKAS 17.
- In 2019, the Group has applied HKFRS 15, HKFRS 9 and other amendments to HKFRSs. Accordingly, certain comparative information for the year ended 30 June 2018 may not be comparable to the year ended 30 June 2019 as such comparative information was prepared under HKAS 18 and HKAS 39.
- The results for the years ended 30 June 2019 and 2020 only represent result from continuing operations. Accordingly, the results for the year ended 30 June 2018 may not be comparable to the years ended 30 June 2019, 2020, 2021 and 2022 as Other Brands (Global) Business was discontinued during the year ended 30 June 2020.

CORPORATE INFORMATION

BOARD OF DIRECTORS

Executive Directors

Mr. Tung Koon Ming
(Chairman and chief executive officer)
Mr. Tung Koon Kwok Dennis
Mr. Tung Wai Kit
Mr. Deng Guanglei

Independent non-executive Directors

Mr. Wong Wing Keung Meyrick
Mr. Choi Ho Yan
Ms. Law Stacey Man Yee
(appointed on 24 November 2022)
Mr. Ma Ching Nam
(retired on 24 November 2022)

AUDIT COMMITTEE

Mr. Choi Ho Yan *(Chairman)*
Mr. Wong Wing Keung Meyrick
Ms. Law Stacey Man Yee
(appointed on 24 November 2022)
Mr. Ma Ching Nam
(retired on 24 November 2022)

NOMINATION COMMITTEE

Mr. Tung Koon Ming *(Chairman)*
Mr. Wong Wing Keung Meyrick
Ms. Law Stacey Man Yee
(appointed on 24 November 2022)
Mr. Ma Ching Nam
(retired on 24 November 2022)

REMUNERATION COMMITTEE

Mr. Wong Wing Keung Meyrick *(Chairman)*
Mr. Choi Ho Yan
Ms. Law Stacey Man Yee
(appointed on 24 November 2022)
Mr. Ma Ching Nam
(retired on 24 November 2022)

CORPORATE GOVERNANCE COMMITTEE

Mr. Wong Wing Keung Meyrick *(Chairman)*
Mr. Choi Ho Yan
Ms. Law Stacey Man Yee
(appointed on 24 November 2022)
Mr. Ma Ching Nam
(retired on 24 November 2022)

COMPANY SECRETARY

Ms. Hui Wai Man, Shirley

AUDITOR

Baker Tilly Hong Kong Limited
Level 8, K11 ATELIER King's Road
728 King's Road, Quarry Bay, Hong Kong

LEGAL ADVISERS

Chiu & Partners (as to Hong Kong laws)
Guangdong Da He Law Firm (as to PRC laws)

CAYMAN ISLANDS PRINCIPAL SHARE REGISTRAR

Conyers Trust Company (Cayman) Limited
Cricket Square
Hutchins Drive
PO Box 2681
Grand Cayman KY1-1111
Cayman Islands

HONG KONG BRANCH SHARE REGISTRAR

Tricor Investor Services Limited
17/F, Far East Finance Centre, 16 Harcourt Road,
Hong Kong

REGISTERED OFFICE

Cricket Square
Hutchins Drive
PO Box 2681
Grand Cayman KY1-1111
Cayman Islands

HEADQUARTERS AND PRINCIPAL PLACE OF BUSINESS IN HONG KONG

27th Floor, CEO Tower, 77 Wing Hong Street,
Kowloon, Hong Kong

STOCK CODE ON THE HONG KONG STOCK EXCHANGE

2033

INVESTOR INFORMATION

For more information about the Group, please contact the Investor Relations Department at:

Tel: (852) 2945 0703
Email: ir@timewatch.com.hk

WEBSITE

www.timewatch.com.hk

CORPORATE CALENDAR

Annual general meeting	24 November 2023
Announcement of interim results for six months ending 31 December 2023	February 2024
Announcement of final results for year ending 30 June 2024	September 2024