

*Hong Kong Exchanges and Clearing Limited and The Stock Exchange of Hong Kong Limited take no responsibility for the contents of this announcement, make no representation as to its accuracy or completeness and expressly disclaim any liability whatsoever for any loss howsoever arising from or in reliance upon the whole or any part of the contents of this announcement.*



## **China Tourism Group Duty Free Corporation Limited**

**中國旅遊集團中免股份有限公司**

*(A joint stock company incorporated in the People's Republic of China with limited liability)*

**(Stock Code: 1880)**

### **ANNUAL RESULTS ANNOUNCEMENT FOR THE YEAR ENDED DECEMBER 31, 2023**

The board (the “**Board**”) of directors of China Tourism Group Duty Free Corporation Limited (the “**Company**”) is pleased to announce the audited annual results of the Company and its subsidiaries (the “**Group**”) for the year ended December 31, 2023. This announcement, containing the full text of the 2023 annual report of the Company (“**Annual Report**”), complies with the relevant requirements of the Rules Governing the Listing of Securities on The Stock Exchange of Hong Kong Limited in relation to information to accompany preliminary announcement of annual results.

The Group’s annual results for the year ended December 31, 2023 have been reviewed by the audit and risk management committee of the Board.

This announcement will be published on the websites of the Hong Kong Exchanges and Clearing Limited (“**HKEX**”) ([www.hkexnews.hk](http://www.hkexnews.hk)) and the Company ([www.ctgdutyfree.com.cn](http://www.ctgdutyfree.com.cn)). The Annual Report will be published on the aforesaid websites of the HKEX and the Company in due course.

By order of the Board  
**China Tourism Group Duty Free Corporation Limited**  
**Mr. WANG Xuan**  
*Chairman*

Beijing, the PRC  
March 27, 2024

*As at the date of this announcement, the members of the Board comprise Mr. WANG Xuan and Mr. CHEN Guoqiang as the executive directors, and Mr. GE Ming, Ms. WANG Ying and Mr. WANG Qiang as the independent non-executive directors.*



su uemur

TOMFORD

TOMFORD

cdf

口  
集

# CONTENT

2	Corporate Information
5	Chairman's Statement
8	Financial Highlights
9	Financial Summary
10	Management Discussion and Analysis
29	Profiles of Directors, Supervisors and Senior Management
34	Corporate Governance Report
55	Directors' Report
74	Independent Auditor's Report
80	Consolidated Statement of Profit or Loss and Other Comprehensive Income
82	Consolidated Statement of Financial Position
84	Consolidated Statement of Changes in Equity
86	Consolidated Statement of Cash Flows
88	Notes to Financial Statements
177	Definitions



# CORPORATE INFORMATION

## BOARD OF DIRECTORS

### Executive Directors

Mr. WANG Xuan (王軒先生) (*Chairman*)

Mr. CHEN Guoqiang (陳國強先生) (*Vice Chairman*)

### Independent Non-executive Directors

Mr. GE Ming (葛明先生)

Ms. WANG Ying (王瑛女士)

Mr. WANG Qiang (王強先生)

## JOINT COMPANY SECRETARIES

Mr. CHANG Zhujun (常築軍先生)

Ms. ZHANG Xiao (張瀟女士)

## AUTHORISED REPRESENTATIVES

Mr. WANG Xuan (王軒先生)

Ms. ZHANG Xiao (張瀟女士)

## SUPERVISORS

Mr. LIU Defu (劉德福先生) (*Chairman*)

Ms. LI Hui (李輝女士)

Ms. DOU Xiaoqiong (鈞曉瓊女士)

## AUDIT AND RISK MANAGEMENT COMMITTEE

Mr. GE Ming (葛明先生) (*Chairman*)

Ms. WANG Ying (王瑛女士)

Mr. WANG Qiang (王強先生)

## REMUNERATION AND EVALUATION COMMITTEE

Ms. WANG Ying (王瑛女士) (*Chairlady*)

Mr. GE Ming (葛明先生)

Mr. WANG Qiang (王強先生)

## STRATEGY AND SUSTAINABILITY COMMITTEE

Mr. WANG Xuan (王軒先生) (*Chairman*)

Mr. CHEN Guoqiang (陳國強先生)

Mr. WANG Qiang (王強先生)

## NOMINATION COMMITTEE

Mr. WANG Qiang (王強先生) (*Chairman*)

Mr. WANG Xuan (王軒先生)

Mr. GE Ming (葛明先生)

Ms. WANG Ying (王瑛女士)

## REGISTERED OFFICE AND HEADQUARTERS AND PRINCIPAL PLACE OF BUSINESS IN PRC

8/F, Building A

No. A2 Dongzhimenwai Xiaojie

Dongcheng District

Beijing

PRC

## PRINCIPAL PLACE OF BUSINESS IN HONG KONG

16/F, Everbright Centre  
108 Gloucester Road  
Wanchai  
Hong Kong

## PRINCIPAL BANKS

Bank of China Limited,  
Beijing Chongwen Sub-Branch  
1-4/F  
No. 47 Guangqumennei Street  
Dongcheng District  
Beijing  
PRC

Industrial and Commercial Bank of China Limited,  
Beijing Wangfujing Sub-Branch  
237 Wangfujing Street  
Dongcheng District  
Beijing  
PRC

China Merchants Bank Co., Ltd.,  
Beijing Dongsanhuan Sub-Branch  
West Gate, 1/F, Huijia Building  
No. 6 Dongsanhuan North Road  
Chaoyang District  
Beijing  
PRC

## COMPLIANCE ADVISER

Somerley Capital Limited  
20/F, China Building  
29 Queen's Road Central  
Hong Kong

## AUDITOR

Ernst & Young  
*Certified Public Accountant*  
Registered Public Entity Auditor  
27/F One Taikoo Place  
979 King's Road  
Quarry Bay  
Hong Kong

Ernst & Young Hua Ming LLP  
*Certified Public Accountant*  
Room 01-12, 17/F  
Ernst & Young Tower  
Oriental Plaza  
No.1 East Changan Avenue  
Dongcheng District  
Beijing  
PRC

## Corporate Information

### HONG KONG LEGAL ADVISER

Jia Yuan Law Office  
7/F and 17/F  
No. 238 Des Voeux Road Central  
Sheung Wan  
Hong Kong

### PRC LEGAL ADVISER

Jia Yuan Law Offices  
F408, Ocean Plaza  
158 Fuxing Men Nei Street  
Xicheng District  
Beijing  
PRC

### A SHARE REGISTRAR AND TRANSFER OFFICE

China Securities Depository and Clearing Corporation Limited  
Shanghai Branch Company  
188 Yanggao South Road  
Pudong New District  
Shanghai  
PRC

### H SHARE REGISTRAR AND TRANSFER OFFICE

Computershare Hong Kong Investor Services Limited  
Shops 1712-1716, 17th Floor  
Hopewell Centre  
183 Queen's Road East  
Wanchai  
Hong Kong

### STOCK CODE

A Share: 601888 (Shanghai Stock Exchange)  
H Share: 1880 (Hong Kong Stock Exchange)

### COMPANY'S WEBSITE

[www.ctgdutyfree.com.cn](http://www.ctgdutyfree.com.cn)

## CHAIRMAN'S STATEMENT



Chairman of the Board of Directors of  
China Tourism Group Duty Free Corporation Limited  
**Mr. WANG Xuan**

*Beauty  
Life*

### **DEAR SHAREHOLDERS,**

Greeting to all! On behalf of the Board of Directors, I hereby present to you the 2023 annual report of China Duty Free, and express my heartfelt thanks to our friends from all sectors who have long supported and cared about China Duty Free!

## Chairman's Statement

In 2023, in the face of a complex and ever-changing market environment, the Company propelled under pressure, focused on our main tasks of stabilizing growth, optimizing structure, improving quality and efficiency, controlling risks, and strengthening party building, and solidly carried out reform and innovation and management improvement, achieving steady improvement of quality and efficiency.

**Focusing on being world-class and optimizing business layout.** In 2023, the Company adhered to strategic guidance and was committed to building a world-class travel retail operator. During the year, Zone C of Sanya International Duty-Free Shopping Complex under the Company grandly opened, becoming the world's first independent travel retail complex specializing in fragrance and cosmetics products. In the meantime, the Company successfully won the bid for the operation rights of the arrivals and departures duty-free store project of Tianjin Binhai International Airport and the departures duty-free store projects of Dalian Zhoushuizi International Airport and three ports in Yunnan, and obtained the operation rights of duty-paid projects of Chengdu Shuangliu International Airport, Shanghai Pudong International Airport, Shanghai Hongqiao International Airport, and Harbin Taiping International Airport, further consolidating the Company's channel advantages in large and medium-sized airports and ports in China. Moreover, the Company successfully obtained the operation rights of the duty-free store in Siem Reap-Angkor International Airport in Cambodia and opened for operation. The Company also won the bid for the operation rights of the Qeelin store in Changi Airport in Singapore, and launched duty-free stores on cruises *Adora Magic City* and *Mediterranea*.

**Focusing on serving the overall situation and showing responsibility.** In 2023, the Company effectively integrated the philosophy of "trusted business operation and excellent services" into the development and operations of the Company, laying a solid foundation for the Company's high-quality development. During the year, the Company carried out solid management and service improvement campaigns by launching the "S Store" (Super Service) project based on first-tier brand operations and service standards and building a total of 14 S Stores, so as to improve the service standard system, comprehensively enhance customer service capabilities and standards, and promote the optimization and upgrading of categories and brands. The Company also organized more than 30 activities including the Island Duty-Free Shopping Festival and the Year-end Gala, and continued to provide products and services that were popular with consumers, so as to promote Hainan Island as the great duty-free brand offering premium services and convenient shopping experience, create a new model of "duty-free + cultural tourism", and support the construction of Hainan Free Trade Port. Sanya International Duty-Free Shopping Complex Phase III project, a new tourism retail landmark jointly created by the Company and Swire Properties, is progressing steadily, effectively empowering the mid- to long-term development of the Company.





**Focusing on reform and innovation and stimulating internal vitality.** In 2023, the Company was shortlisted into the list of “Double-Hundred Enterprises”. Coordinating and promoting a new round of deepening and improving reform of state-owned enterprises, the Company is committed to becoming a “vanguard” in the reform of state-owned enterprises in the field of tourism services. During the year, the Company continued to strengthen its innovation and development capabilities. Apart from the application for 2 national enterprise management modernization innovation achievements, the Company won the title of “World-class Specialized and New Demonstration Enterprise” awarded by the Central SASAC, the second prize of the “State-owned Enterprise Digital Scenario Innovation Professional Competition” awarded by the Central SASAC, and two projects of the “Smart Supervision Business Model Innovation Activity”. The Company’s membership system has been fully integrated, with more than 32 million members. Through AI analysis of the overall membership system, intelligent product recommendation and other technologies for precise promotion, we have achieved accurate push for more products. In addition, the Company developed a foreign exchange risk management system and established an early warning mechanism for exchange rate fluctuations and risk exposures to monitor and calculate exchange loss risks in real time, laying the foundation for the Company to reduce exchange losses. The Company also focused on carrying out a series of work in the fields of listed company supervision, state-owned assets supervision, and customs supervision, gradually finishing the construction of the Company’s compliance management system to effectively prevent and resolve corporate compliance risks.

**Focusing on green development and bravely shouldering the mission of central enterprises.** In 2023, the Company carried out in-depth work on “carbon peaking and carbon neutrality”, coordinated production operations and energy conservation and environmental protection, accelerated the promotion of green and low-carbon development, and continued to promote the modernization of the ecological environment governance system and governance capabilities. During the year, the Company continued to improve its four key capabilities of “green construction, green warehousing, green duty-free complex, and green consumption” to promote the formation of green and low-carbon production modes and lifestyles and better fulfill the responsibilities of a central enterprise. The Company gave full play to its advantages in the main businesses and seriously performed its assistance responsibility, investing a total of RMB13.37 million in assistance funds. Led by industry assistance, the Company deepened talent revitalization, cultural revitalization, ecological revitalization and organizational revitalization and supported rural construction, reaching a new level and achieving new results in continuously helping the rural revitalization of targeted regions. During the Reporting Period, the Company’s domestic and overseas ESG ratings have improved significantly, and the Company was included in a number of international sustainability indices. It also won multiple ESG awards from the Central SASAC, authoritative media and third-party organizations, achieving fruitful results.

As the industry leader, in 2024, we will always adhere to the guidance of Xi Jinping Thought on Socialism with Chinese Characteristics for a New Era, continue to maintain strategic focus, focus on travel retail business, and build a world-class travel retail operator with global competitiveness and influence. We also look forward to continuing to work with all Shareholders, investors and consumer friends to share the fruits of the Company’s high-quality development!

WANG Xuan  
Chairman of the Board  
March 2024



## FINANCIAL HIGHLIGHTS

	For the year ended December 31		
	2023 RMB million	2022 RMB million	Change RMB million
<b>Operating results</b>			
Revenue	67,540	54,433	13,107
Gross profit	20,853	14,860	5,993
Net profit attributable to equity shareholders of the Company	6,790	5,114	1,676
<b>Profitability</b>			
Gross profit margin	30.88%	27.30%	3.58%
Net profit margin attributable to equity shareholders of the Company	10.05%	9.40%	0.65%
<b>Earnings per share (RMB)</b>			
– Basic	3.2820	2.5697	0.7123
– Diluted	3.2820	2.5697	0.7123
	As of December 31		
	2023 RMB million	2022 RMB million	Change RMB million
<b>Financial position</b>			
Total assets	78,662	75,619	3,043
Equity interest attributable to equity shareholders of the Company	53,646	48,310	5,336
Total liabilities	19,688	21,780	(2,092)
Cash and cash equivalents	31,752	25,762	5,990
Equity-liability ratio (total liabilities/net assets)	33.38%	40.45%	decreased by 7.07 percentage points

## FINANCIAL SUMMARY

	For the year ended December 31				
	2023 RMB'000	2022 RMB'000	2021 RMB'000	2020 RMB'000	2019 RMB'000
<b>Operating results</b>					
Revenue	67,540,105	54,432,851	67,675,515	52,597,807	48,012,590
Gross profit	20,852,815	14,860,327	22,294,226	20,468,474	24,522,683
Profit for the year	7,347,937	6,271,830	12,441,251	7,109,363	4,762,622 <sup>(1)</sup>
Net profit attributable to equity shareholders of the Company	6,790,027	5,113,962	9,726,557	5,931,348	4,497,573
<b>Profitability</b>					
Gross profit margin	30.88%	27.30%	32.94%	38.92%	51.08%
Profit margin for the year	10.88%	11.52%	18.38%	13.52%	9.92%
<b>Earnings per share (RMB)</b>					
Earnings per share – basic	3.2820	2.5697	4.9817	3.0379	2.3035
Earnings per share – diluted	3.2820	2.5697	4.9817	3.0379	2.3035

Note:

- The profit for the year for the year ended 31 December 2019 represents the profit from continuing operations of the Group for the same period.

	As of December 31				
	2023 RMB'000	2022 RMB'000	2021 RMB'000	2020 RMB'000	2019 RMB'000
Total assets	78,662,313	75,618,784	55,101,329	45,863,816	36,080,230
Total liabilities	19,687,770	21,780,188	20,682,332	20,127,400	13,344,104
Non-controlling interests	5,328,073	5,529,014	5,147,598	3,842,330	2,855,310
Equity interest attributable to equity shareholders of the Company	53,646,470	48,309,582	29,271,399	21,894,086	19,880,816
Equity-liability ratio (total liabilities/net assets)	33.38%	40.45%	60.09%	78.21%	58.69%

# MANAGEMENT DISCUSSION AND ANALYSIS



NET PROFIT ATTRIBUTABLE TO  
EQUITY SHAREHOLDERS OF THE  
COMPANY

**6,790**  
(RMB million)

REVENUE

**67,540**  
(RMB million)



# MANAGEMENT DISCUSSION AND ANALYSIS



## I. DISCUSSION AND ANALYSIS ON BUSINESS OPERATION

In 2023, adhering to the philosophy of “trusted business operation and excellent services”, the Company closely focused on the established development strategy and business objectives; carried out reform, innovation and management improvement; continuously optimized and improved the business layout; focused on improving the core competitiveness; and made positive progress in various key tasks.


### (1) Consolidating the strategy of “deepening its presence in Hainan” and strengthening market attractiveness

During the Reporting Period, the Company continued to improve its service supply, and enhanced its overall operation and customer service capabilities by continuously optimizing its brand layout, standardizing service standards and upgrading online services. In 2023, the Company added 177 new domestic and foreign well-known brands in the Hainan division, focusing on the launch of global limited edition, world debut and cdf exclusive products. The Company carried out the “S Store” project based on the first-tier brand operation and service standards, and the annual sales of 14 pilot “S Stores” increased by 65% year-on-year. The cdf Hainan Application and mini program realized the integration of online booking and offshore additional purchase platform as well as the one-stop aggregation of the information of six duty-free stores in the region, providing consumers with more diversified and convenient services. Accordingly, the attractiveness of the Company’s offshore duty-free market was further strengthened. During the Reporting Period, the Company continued to strengthen the overall operation planning and layout in Hainan, and launched a number of brilliant projects. Phase II of Sanya Phoenix Airport Duty-Free Store was opened as an independent duty-free shopping complex in the isolated area of the airport, covering a wide range of product categories such as watches and jewelries, perfume and cosmetics, as well as electronic products. The commencement of operations at the global beauty plaza in Zone C of Sanya International Duty-Free Shopping Complex, an independent block specializing in perfume and

cosmetics, housing two-storey flagship stores of core brands such as Chanel, Dior, Estee Lauder and Lancome, with a focus on building the first centralized spa center in Hainan, provided new consumption scenarios for offshore duty-free shopping in Hainan. Phase II of Sanya International Duty-Free Shopping Complex Yunjie Island (originally Hexin Island) was renovated and upgraded, attracting top luxury brands such as Louis Vuitton and Dior as well as more than 30 international high-end brands such as Buccellati, Celine and Loro Piana to set foot.

## (2) Continuing to optimize business layout and steadily expanding channel resources

During the Reporting Period, in terms of port channels, the Company entered into a supplementary agreement with Capital Airport and Shanghai Airport, which is conducive to making full use of the advantages of both parties to achieve win-win cooperation, thus further improving the market competitiveness of airport duty-free business. The Company successfully won the bid for the arrivals and departures duty-free store project of Tianjin Binhai International Airport, as well as the operation rights of the departures duty-free store projects such as Dalian Zhoushuizi International Airport, Yunnan Tianbao Port, Yunnan Ruili Port and Yunnan Wanding Port. The Company also obtained the operation rights of duty-paid projects such as Chengdu Shuangliu International Airport, Shanghai Pudong International Airport, Shanghai Hongqiao International Airport, Harbin Taiping International Airport and Guangzhou South Railway Station, further consolidating the Company's channel advantages in large and medium-sized airports and ports in China. In terms of downtown channels, the Company paid close attention to the policy dynamics of downtown stores, actively promoted downtown store research, site selection, positioning and planning, and continued to prepare for the opening of new downtown stores. In terms of overseas channels, the Company promoted the expansion of overseas projects and the bidding of duty-free operation rights in an orderly manner, and successfully obtained the operation rights of the duty-free store in Siem Reap-Angkor International Airport in Cambodia and opened for operation. The Company also won the bid for the operation rights of the Qeelin store in Changi Airport in Singapore, and launched duty-free stores on cruises *Adora Magic City* and *Mediterranea*.



## Management Discussion and Analysis

### (3) Focusing on new retail business innovation and promoting online business integration

During the Reporting Period, the Company continued to promote online business integration and new retail innovation. Firstly, the Company improved the digital and intelligent level of online business, launched the big data middle platform project, completed the integration of member transactions and online data, built a unified member data asset management platform, and empowered online business through intelligent marketing services. Secondly, the Group enhanced its refined operation and marketing capabilities, strengthened the supply of best-selling products, actively coordinated the pricing mechanism, strengthened non-price marketing methods, optimized the structure of online products, created characteristic branding events or IP theme activities, and promoted the improvement of sales revenue and overall gross profit level. Thirdly, the Company solidly promoted the integrated management of online business, further integrated online business with customers (including applications, mini programs and websites), and further optimized the functions of the online platform to effectively improve the operational efficiency of online business and consumer experience.

### (4) Accelerating the construction of complexes and creating high-quality benchmark projects


During the Reporting Period, the Company fully supported the construction of Hainan Free Trade Port and pushed ahead key projects in a steady and orderly manner. The retail portion of the land parcel no.2 of Phase I of Sanya International Duty-Free Shopping Complex commenced operation, whereas the construction of the above-ground structure of the hotel portion was well underway. Phase III of Sanya International Duty-Free Shopping Complex has completed the construction plan design and earthwork construction. As to the Haikou International Duty-Free Shopping Complex, the topping out of the main structure of land parcel no.1, the centralized delivery of land parcel no.2 (Yuelingwan project), and the acceptance of completion of land parcel no.3 (Yuelanting project) were completed and confirmed, whereas the other land parcels were in orderly progress as planned.





## **(5) Improving the standard of management services and strengthening the development of core capabilities**

During the Reporting Period, the Company further pushed ahead the enhancement of management services, and continued to make breakthroughs in the development of core capabilities. Firstly, the Company steadily improved the procurement capabilities, optimized the product mix and procurement strategy, accelerated the introduction of premium and national trendy brands, and strengthened the procurement of key commodities. Secondly, the Company strengthened the construction of the supply chain system, optimized the storage inventory layout across Hainan, and improved the operational efficiency of storage inventory and logistics; and optimized the work order operation process and improved the work order efficiency. Thirdly, the Company accelerated digital transformation, strengthened customer-oriented and business-oriented technology empowerment, enhanced the integration of information system and business, continued to optimize and improve the development of digital platforms for membership, procurement and distribution as well as big data, and enhanced the level of digital operation. Fourthly, the Company improved the level of retail operation, continued to strengthen the employee training for service improvement, optimized and improved the customer-centric, market-oriented and efficient management service system, and enhanced the standardized, regulated and refined management level of retail operation. Fifthly, the Company strengthened marketing and promotion efforts, deeply participated in industry activities such as Consumer Expo, China Brand Expo and TFWA Asia-Pacific Exhibition & Conference, and consolidated the Company's brand advantages. The Company grasped key marketing nodes and joined hands with brands to carry out a series of marketing and promotion activities integrating cultural tourism to enrich consumers' shopping experience. The Company implemented the new policy of cdf membership points, expanded member service benefits and tapped into the consumption potential of members by offering high-end services. The number of members exceeded 32 million in aggregate.



## Management Discussion and Analysis

### II. INDUSTRY IN WHICH THE COMPANY OPERATES

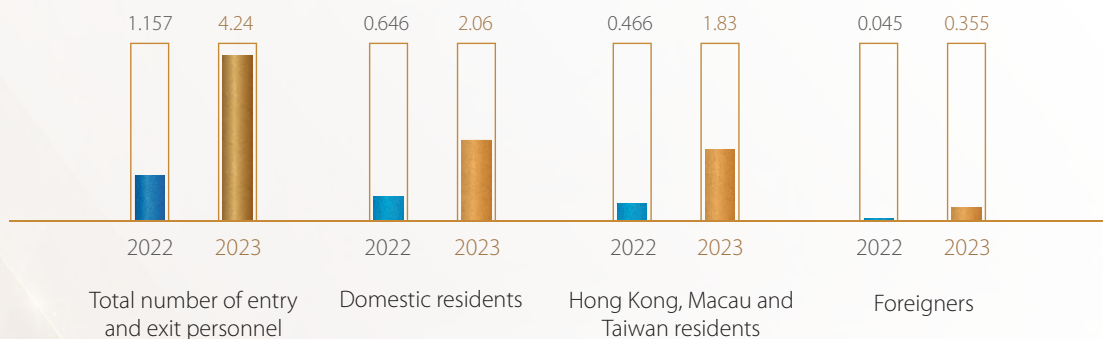
#### (1) Industry in which the Company Operates

##### 1. Tourism Industry

The global international tourism industry continued to recover in 2023. According to the World Tourism Barometer, the first edition of 2024 released by the United Nations World Tourism Organization (“UNWTO”), it was preliminarily estimated that the income of international tourism would reach US\$1.4 trillion in 2023, approximately 93% of that in 2019. In terms of the direct contribution of tourism to GDP, the contribution of tourism to the global economy in 2023 was initially estimated to be US\$3.3 trillion, accounting for 3% of the global GDP. According to estimates by the UNWTO, there were approximately 1.29 billion international tourists worldwide in 2023, which recovered to 88% of that in 2019. In particular, tourist arrivals from the Middle East increased by 22% as compared to 2019; tourist arrivals from Europe, Africa and Americas accounted for 94%, 96% and 90% as compared to 2019, respectively; whereas tourist arrivals from the Asia-Pacific region relatively lagged behind and accounted for approximately 65% as compared to 2019. UNWTO expects that the global international tourism industry will fully recover to the pre-pandemic level in 2024, with a preliminary estimation of 2% growth from 2019. With the simplification visa approvals and the improvement of air capacity, it is expected that China’s outbound and inbound tourism will experience accelerated growth in 2024.

In 2023, China’s tourism market recovered rapidly, and the inbound and outbound tourism market achieved expected growth. According to the “Bulletin on statistics of national economic and social development in 2023” of the National Bureau of Statistics, annual domestic travels amounted to 4.89 billion personnel, which represents an increase of 93.3% over the previous year. Among them, the domestic travels of urban residents amounted to 3.76 billion personnel, an increase of 94.9%; domestic travels of rural residents amounted to 1.13 billion personnel, an increase of 88.5%. The total cost of domestic tourists was RMB4,913.3 billion, an increase of 140.3% over the previous year. Among them, travelling expenditure of urban residents amounted to RMB4,178.1 billion, representing an increase of 147.5%; travelling expenditure of rural residents amounted to RMB735.3 billion, representing an increase of 106.4%. According to the information released by the National Immigration Administration, the National Immigration Administration inspected a total of 424 million entry and exit personnel throughout the year, representing a year-on-year increase of 266.5%, which recovered to 63% of that in 2019. Among them, 206 million were domestic residents, 183 million were Hong Kong, Macau and Taiwan residents, and 35.478 million were foreigners, representing a year-on-year increase of 218.7%, 292.8% and 693.1%, respectively, which recovered to 59%, 81%, and 36% of those in 2019, respectively.

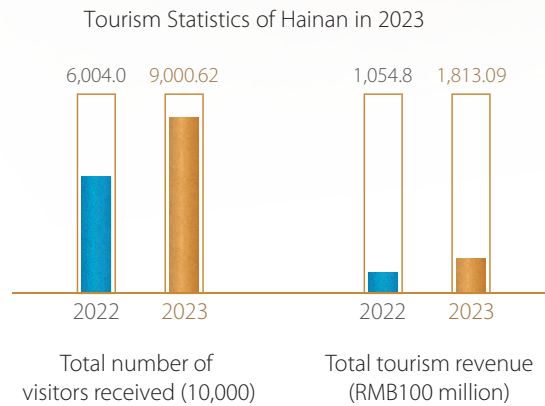
China’s Entry and Exit Statistics in 2023 (Unit: 100 million)



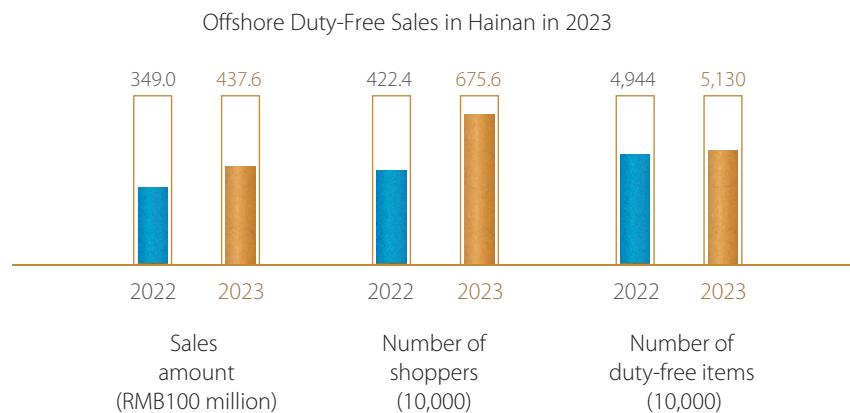
Source: National Immigration Administration

## 2. Hainan Tourism and Offshore Duty-free Industry

According to the statistics of the Hainan Provincial Department of Tourism, Culture, Radio, Television and Sports (海南省旅遊和文化廣電體育廳), in 2023, the total number of tourists received in Hainan Province was 90.0062 million, representing a year-on-year increase of 49.9%; the total revenue from tourism was RMB181.309 billion, representing a year-on-year increase of 71.9%. According to the 2024 Hainan Provincial Government Work Report, the sales of 12 offshore duty-free stores in 2023 were RMB58.09 billion, representing a year-on-year increase of 19.3%. According to the statistics of Haikou Customs, in 2023, Haikou Customs supervised offshore duty-free sales totalling RMB43.76 billion in Hainan, representing a year-on-year increase of 25.4%; the number of shoppers was 6.756 million, representing a year-on-year increase of 59.9%; and the number of duty-free items was 51.3 million, representing a year-on-year increase of 3.8%. The per capita duty-free sales amount was RMB6,478.



Source: Hainan Provincial Department of Tourism, Culture, Radio, Television and Sports



Source: Haikou Customs

## Management Discussion and Analysis

Offshore duty-free shopping is a “golden brand” of Hainan tourism consumption. At present, there are six offshore duty-free operating entities in Hainan and 12 offshore duty-free stores. After experiencing a market downturn in 2022, the offshore duty-free market continued to recover in 2023, and the annual sales of offshore duty-free stores have recovered to over 90% of that in 2021. On 1 April 2023, the delivery methods of “buy and pick-up” and “guaranteed pick-up” for offshore duty-free goods in Hainan were implemented. Pursuant to which, for offshore duty-free commodities with a unit price not exceeding RMB20,000 (exclusive) and on the policy list, the “buy and pick-up” method can be selected for delivery of goods according to the quantity requirements for each type of purchase limit for each person; whereas for offshore duty-free commodities with a unit price not exceeding RMB50,000 (inclusive), the delivery method of “guaranteed pick-up” can be selected. These new delivery methods have allowed consumers to enjoy a better shopping experience, increased the sales of duty-free stores, and helped duty-free stores improve their operation efficiency, upgrade storefront and turnover model of storage inventory. According to the statistics of Haikou Customs, for the three quarters upon the implementation of the new delivery methods, the number of shoppers using “buy and pick-up” was 1.28 million with the sales amount of RMB2.51 billion; and the number of shoppers using “guaranteed pick-up” was 605 and 608 duty-free items amounting to RMB61.27 million were sold.



## (2) Industry Landscape and Trend

In 2023, the global tourism industry continued to recover, and the global duty-free and tourism retail markets experienced accelerated recovery. According to the forecast data of Generation Research in November 2023, the global duty-free and tourism retail market was expected to achieve sales of US\$74.76 billion (approximately RMB529.5 billion) in 2023, representing a year-on-year increase of 16.3% in terms of US dollars, which recovered to 87% of that in 2019. The markets in Europe, Americas and the Middle East recovered faster than that in the Asia-Pacific region. It is expected that, in 2024, the global duty-free and tourism retail market will recover to the level in 2019. According to the estimates of China Tourism Academy, the domestic tourism economy will steadily enter a new stage of prosperity and development in 2024 with rational consumption expectations, growing investment confidence and accumulated innovation momentum. China Tourism Academy estimates that the domestic travel visitors and domestic travel revenue in 2024 will exceed 6 billion and RMB6 trillion, respectively, which basically return to or exceed the levels in 2019. The entry and exit travel traffic and international travel revenue will exceed 264 million and US\$107.0 billion, respectively, representing 88% and 81.5% of those in 2019, respectively. Looking ahead to the new year, while the domestic tourism market will improve and expand and the market will further penetrate into lower-tier cities, the demand will see structural upgrade and the supply will optimize in the course of integration. Low-tier cities, central towns and villages are not only tourist destinations, but also tourist origins that cannot be ignored. Compared to the domestic tourism market, which is transitioning from fast recovery to prosperity, the inbound and outbound tourism market may also take four to five quarters before recovering to the peak of the last cycle. More patience and effort are needed before the policy for the recovery of the inbound and outbound tourism market takes effect and the supply chain is fully recovered.

According to the “2023 China Luxury Market Report” released by Bain & Company, the luxury market in Mainland China was expected to recover in 2023 and achieve a 12% year-on-year growth. In the long run, the fundamentals of luxury consumption in China remain strong, but some uncertainties exist in the near future. The luxury market in Mainland China is expected to achieve mid-single-digit growth in 2024. From a global perspective, it is expected that the consumers in Mainland China would account for 22% to 24% of the total global luxury consumption in 2023, and the Mainland China market would also account for 16% of the total global luxury consumption.



## Management Discussion and Analysis

In 2023, against the backdrop of slow global economic recovery and weakening development momentum, China overcame various internal and external difficulties and challenges, and the economic operation rebounded. The annual GDP increased by 5.2% year-on-year, which outperformed the growth rates among the world's major economies. According to the estimates of the International Monetary Fund, China's contribution to global economic growth would exceed 30% in 2023. On 5 March 2024, Li Qiang, Premier of the State Council, proposed in the government work report that, among the main expected goals of this year's development, for GDP to increase by approximately 5%, is a higher growth target based on the effective improvement of quality and significantly higher than other major economies in the world. This indicates that China remains an important engine for the steady growth of the world economy. Overall, the favorable conditions for China's economic development are stronger than the unfavorable factors, and the positive trend of economic recovery will be continuously consolidated and enhanced, creating a stable external environment for the development of the enterprise. The Central Economic Work Conference proposed to stimulate potential consumption, expand effective investment, form a mutually reinforcing virtuous circle of consumption and investment, and emphasize the need to actively cultivate new consumption growth points such as cultural and entertainment tourism, sports events, and domestic "trendy products". In September 2023, the General Office of the State Council issued the Several Measures on Unleashing the Potential of Tourism Consumption and Promoting the High-quality Development of Tourism, which put forward 30 clear measures in terms of increasing the supply of high-quality tourism products and services, stimulating the demand for tourism consumption, strengthening inbound tourism, and improving the comprehensive capabilities of the industry. In the future, as the relevant policies are gradually implemented and begin to take effect, tourism consumption will gradually shift from post-pandemic recovery to continuous expansion. At the same time, under the background of the in-depth promotion of major national strategies such as the construction of Hainan Free Trade Port and the development of the Guangdong-Hong Kong-Macau Greater Bay Area as well as the implementation of innovative duty-free policies, the domestic duty-free industry and domestic duty-free enterprises will usher in more development opportunities.

### III. BUSINESS OF THE COMPANY

The Company is principally engaged in duty-free travel retail business, including wholesale and retail of duty-free products such as tobacco and wine, perfume and cosmetics, accessories, clothing and electronic products. In addition, the Company is also engaged in the investment and development of commercial complexes with duty-free business as the core. CDFG and CDF Investment, wholly-owned subsidiaries of the Company, are responsible for the Company's duty-free business and the investment and development of tourism destination commercial complexes, respectively.

During the Reporting Period, the business model of the Company is as follows: after CDFG purchases duty-free products from suppliers, it wholesales all kinds of duty-free products to duty-free stores under CDF system through the distribution center, which will then be sold by duty-free stores under CDF system to inbound and outbound tourists, or offshore tourists in Hainan province. Some duty-free stores located far from the distribution centers have their products directly delivered by suppliers for transportation cost and other reasons, and then the commodities are sold by duty-free stores under CDF system to inbound and outbound tourists, or offshore tourists in Hainan province.

In addition to offline sales channels, the Company has also fully developed its online business by creating an integrated online platform, and innovatively developed a digital marketing model to realize the effective joining of online and offline sales channels and efficiently empower enterprises to improve quality and efficiency.

## IV. FINANCIAL REVIEW

### Revenue

The Group's revenue is mainly derived from sales of merchandise and provision of related services through its travel retail business. Other sources of revenue of the Group include rental income from leasing of investment properties.

The Group's revenue increased by 24.08% year-on-year from RMB54.433 billion for the year ended December 31, 2022 to RMB67.540 billion for the year ended December 31, 2023.

	2023 RMB'000	2022 RMB'000	Year-on-year change
Sales of products			
– duty-free	44,231,211	26,032,025	69.91%
– duty-paid	22,344,477	27,973,585	-20.12%
Others	793,100	298,450	165.74%
	67,368,788	54,304,060	24.06%
Revenue from other sources			
Rental income from investment properties	171,317	128,791	33.02%
	67,540,105	54,432,851	24.08%

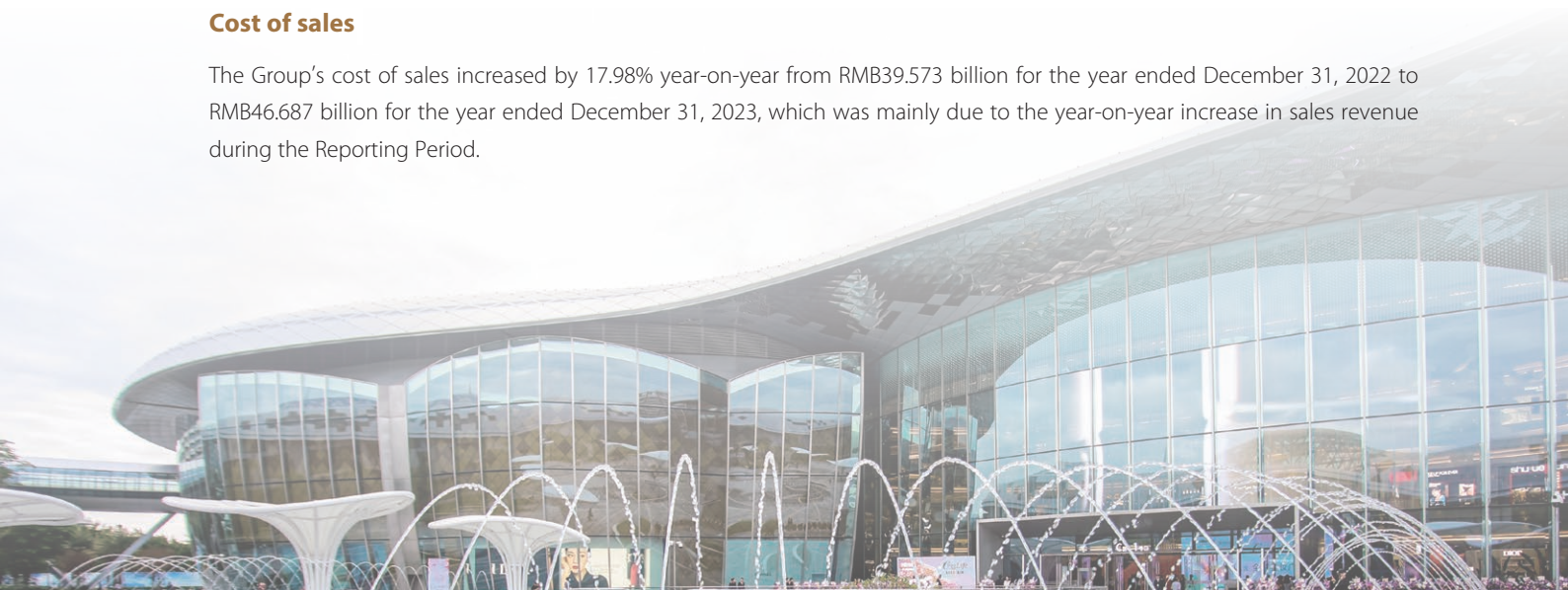
During the Reporting Period, the significant year-on-year increase in revenue from sales of duty-free products was mainly due to the year-on-year increase in offline revenue during the Reporting Period as a result of the significant increase in the number of tourists during the Reporting Period.

### Other income

The Group's other income (comprising interest income, exchange gains or losses and government subsidies) increased by 255.48% from RMB420 million for the year ended December 31, 2022 to RMB1,493 million for the year ended December 31, 2023, which was mainly due to the increase in interest income as a result of the increase in large-amount time deposits during the year.

### Cost of sales

The Group's cost of sales increased by 17.98% year-on-year from RMB39.573 billion for the year ended December 31, 2022 to RMB46.687 billion for the year ended December 31, 2023, which was mainly due to the year-on-year increase in sales revenue during the Reporting Period.



## Management Discussion and Analysis

### Gross profit

The Group's gross profit increased by 40.33% from RMB14.860 billion for the year ended December 31, 2022 to RMB20.853 billion for the year ended December 31, 2023, which was mainly due to the year-on-year increase in sales revenue during the Reporting Period.

### Selling and distribution costs

The Group's selling and distribution costs increased by 117.14% from RMB4.947 billion for the year ended December 31, 2022 to RMB10.742 billion for the year ended December 31, 2023, which was mainly due to the increase in airport rental expenses as a result of the recovery of inbound and outbound passenger flow in key airports during the Reporting Period.

### Administrative expenses

The Group's administrative expenses increased by 1.09% from RMB2.569 billion for the year ended December 31, 2022 to RMB2.597 billion for the year ended December 31, 2023, which was mainly due to the increase in office and operating expenses during the Reporting Period.

### Research and development expenses

The Group's research and development expenses increased by 49.68% from RMB39.03 million for the year ended December 31, 2022 to RMB58.42 million for the year ended December 31, 2023, which was mainly due to the increase in expenditure on research and development activities during the Reporting Period.

### Staff costs

The Group's staff costs increased by 13.71% from RMB3.188 billion for the year ended December 31, 2022 to RMB3.625 billion for the year ended December 31, 2023, which was mainly due to the increase in staff costs during the Reporting Period as compared with the corresponding period of last year as Haikou International Duty-Free Shopping Complex commenced operation in October 2022.

### Finance costs

The finance costs of the Group mainly comprised of interest expenses on interest-bearing loans and interest expenses on lease liabilities. The Group's finance costs increased by 53.61% from RMB194 million for the year ended December 31, 2022 to RMB298 million for the year ended December 31, 2023, which was mainly due to the increase in interest expenses on lease liabilities during the Reporting Period.

### Reversal of impairment/(impairment loss) of trade and other receivables

The Group's impairment loss on trade and other receivables changed from a reversal of RMB7.158 million for the year ended December 31, 2022 to a reversal of impairment of RMB2.577 million for the year ended December 31, 2023, mainly due to the recovery of bad debts provided for during the Reporting Period.



SPA de LA MER



### Profit from operations

The Group's profit from operations increased by 15.75% from RMB7.732 billion for the year ended December 31, 2022 to RMB8.950 billion for the year ended December 31, 2023, which was mainly due to the year-on-year increase in offline customer base and the recovery of the Company's offline business during the Reporting Period.

### Profit for the year

The Group's profit for the year increased by 17.16% from RMB6.272 billion for the year ended December 31, 2022 to RMB7.348 billion for the year ended December 31, 2023, which was mainly due to the year-on-year increase in offline customer base and the recovery of the Company's offline business during the Reporting Period.

### Total equity attributable to equity shareholders

The Group's total equity attributable to equity shareholders increased by 11.05% from RMB48.310 billion as of December 31, 2022 to RMB53.646 billion as of December 31, 2023, which was mainly due to the operating profit of the Company during the Reporting Period.

### Trade and other receivables

The Group's trade and other receivables increased by 122.19% from RMB2.717 billion as of December 31, 2022 to RMB6.037 billion as of December 31, 2023, which was mainly due to the increase in the tax credit of value-added tax and time deposits with the banks.

### Trade and other payables

The Group's trade and other payables decreased by 3.48% from RMB12.742 billion as of December 31, 2022 to RMB12.299 billion as of December 31, 2023, which was mainly due to the decrease in merchandise payables.

### Liquidity and capital resources

The Group is principally engaged in duty-free travel retail business, including wholesale and retail of duty-free products such as tobacco and wine, perfume and cosmetics, accessories, clothing and electronic products.

The Group meets its working capital and other capital requirements primarily through cash generated from the business operations, borrowings from related parties, bank borrowings, together with the net proceeds from issuance of shares under H Share initial public offering.

As of December 31, 2023, the Group had cash and cash equivalents of approximately RMB31.752 billion (as of December 31, 2022: RMB25.762 billion), primarily representing deposits in Hong Kong dollars and RMB.

As of December 31, 2023, the Group's borrowings amounted to RMB3.188 billion (as of December 31, 2022: RMB4.589 billion), which were mainly borrowings in RMB, among which RMB318 million adopted fixed interest rates. The decrease in borrowings of the Group was mainly as a result of the repayment of borrowings during the Reporting Period.

## Management Discussion and Analysis

The Directors are of the view that the Group will be able to have sufficient working capital to fund its future financing needs and working capital based on the following: (a) the Group is expected to be profitable and therefore will continue to generate operating cash flows from future business operations; and (b) the Group has maintained long-term business relationship with its principal banks.

### Capital expenditure

The Group's capital expenditures relate primarily to construction. As of December 31, 2023, the total amount of capital expenditure contracted by the Group but not yet provided was RMB925 million.

### Gearing ratio

	As of December 31	
	2023 RMB100 million	2022 RMB100 million
Total debts (including lease liabilities and interest-bearing borrowings)	55.31	70.01
Total equity	589.75	538.39
Gearing ratio <sup>(1)</sup>	9.38%	13.00%

Note:

(1) Gearing ratio equals total debts (including lease liabilities and interest-bearing borrowings) divided by total equity.

### Contingent liabilities

As of December 31, 2023, the Group did not have any significant contingent liabilities.

### Investment

As of December 31, 2023, the Group's interests in associates and joint ventures amounted to RMB2.20 billion, representing an increase of RMB230 million or 11.68% as compared to the end of last year. The increase in the Group's interests in associates and joint ventures mainly represents the capital increase in the joint ventures.

As of December 31, 2023, each individual investment held by the Group did not constitute 5% or more of the Group's total assets.

### Material acquisitions and disposals and future plans for material investments or acquisition of capital assets

As of December 31, 2023, there was no material acquisitions and disposals. In the future, the Group shall focus on acquisition opportunities of upstream brands and duty-free operators, and proceed with relevant capital operations in a timely manner according to market conditions.

## V. DISCUSSION AND ANALYSIS OF THE COMPANY ON THE FUTURE DEVELOPMENT

### (1) Development Strategies of the Company

We will focus on the tourism retail business, enhance the value chain with duty-free business as the core, extend and upgrade the industrial chain with tourism retail as the extension, raise our international standards and market competitiveness, and build a world-class tourism retail operator with global competitiveness and influence.

### (2) Operation Plan

In 2024, under the guidance of Xi Jinping Thought on Socialism with Chinese Characteristics for a New Era, we will fully implement the spirit of the 20th National Congress of the Communist Party of China and the important instructions of General Secretary Xi Jinping, continue to firmly grasp the opportunities of the new development pattern, implement the “14th Five-Year Plan”, continue to optimize the business layout and business structure, further promote reform and innovation and management service improvement, comprehensively accomplish various tasks, and promote the high-quality development of the Company.

#### 1. Focusing on the duty-free principal business while stabilizing existing business and expanding new business

Firstly, we will endeavor to consolidate the market layout in Hainan. Adhering to the philosophy of “trusted business operation and excellent services”, we will push ahead the upgrading of service quality, build a more comprehensive service standard system, step up service training, enhance the whole-process shopping experience of consumers, and continuously improve consumer satisfaction. We will also consolidate the layout advantages, strengthen brand cooperation, enhance business management capabilities, promote key stores in Hainan to adopt a differentiated and complex business model, strengthen marketing synergies, and further enhance the influence and attractiveness of the projects.

Secondly, we will continue to develop new retail business. While paying attention to the new changes in consumer demand, we will expand the boundaries of goods and services, improve the coordination mechanism of each chain of online business, optimize the functions of the online platform, further improve the efficiency of online operation, enhance the attractiveness of the online platform, and realize the synergistic development of online and offline businesses.

Thirdly, we will strengthen resource expansion. While effectively focusing on the operation and management of existing port duty-free stores, we will adjust its business strategy in a timely manner according to changes in inbound and outbound consumption needs. We will make overall planning for bidding projects and strive to win the bid for the operation rights of duty-free stores in key channels. We will continue to pay attention to the policy dynamics of downtown stores, adjust the operation plan of downtown stores in a timely manner, optimize the synergistic strategy with airport stores, and push ahead the preparation of business process optimization, product planning, investment promotion and procurement, so as to ensure the sound operation after the implementation of the policies.



## Management Discussion and Analysis

Fourthly, we will accelerate the layout of international development. We will strengthen capital operation capabilities, give full play to the “A+H” dual capital platform, and safeguard the capital needs of major projects. We will seize the market opportunities arising from the Belt and Road Initiative and popular tourist destinations for Chinese people to continuously improve our international standards.

Fifthly, we will solidly promote the construction of key projects. We will thoroughly implement the major decisions and arrangements of the central government, implement national strategies, and assist in the development of key regions. We will also promote the construction of various land parcels of Haikou International Duty-Free Shopping Complex Project, the hotel portion of the land parcel no.2 of Phase I of Sanya International Duty-Free Shopping Complex and Phase III of Sanya International Duty-Free Shopping Complex Phase as planned.

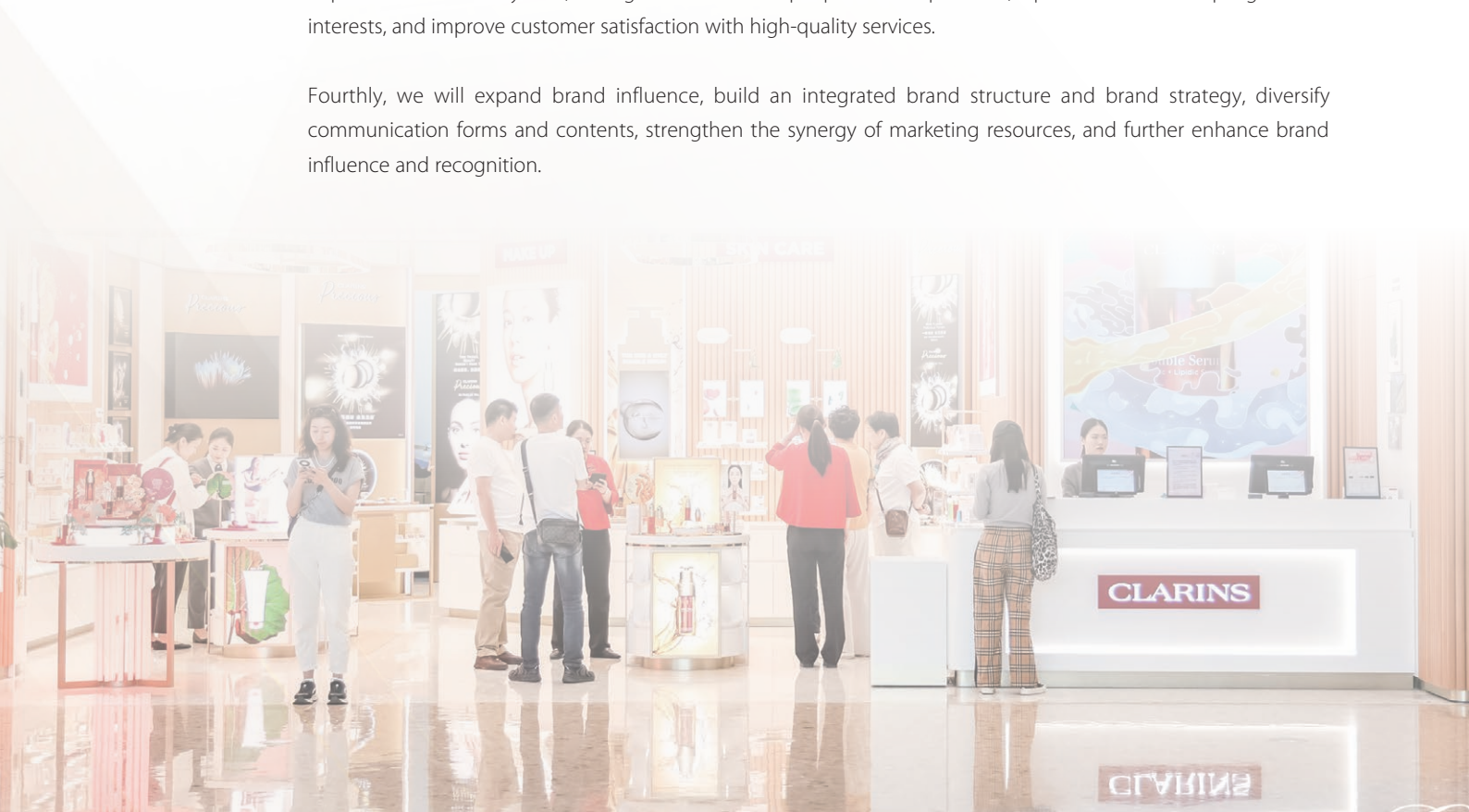
### 2. Enhancing core capabilities and strengthening internal capabilities and advantages

Firstly, we will enhance the core capabilities of procurement, supply and marketing, improve the synergistic mechanism of procurement, supply and marketing, optimize the management mechanism of suppliers and commodities, optimize the hierarchical management of subsidiaries, strengthen inventory management, and improve the professional and refined level of the procurement, supply and marketing operation system.

Secondly, we will accelerate digital transformation and upgrading, promote the construction of a digital platform for the whole supply chain, enhance data management and analysis capabilities, focus on innovation and optimization, and promote the in-depth development of successful projects and profound business integration on the existing system platform.

Thirdly, we will improve the ability of high-quality services, gain in-depth insight into consumer trends, further improve the service system, strengthen membership operation capabilities, optimize membership rights and interests, and improve customer satisfaction with high-quality services.

Fourthly, we will expand brand influence, build an integrated brand structure and brand strategy, diversify communication forms and contents, strengthen the synergy of marketing resources, and further enhance brand influence and recognition.



### (3) Potential Risks

#### 1. Policy risk.

With the relaxation of the duty-free operation permits, the operating entity for the port arrivals and departures duty-free stores shall be determined by way of bidding, while that of the offshore duty-free stores in Hainan shall be determined by way of competitive negotiation. The duty-free industry in China has entered an orderly competition stage. In the face of increasingly fierce market competition, the Company will focus on the duty-free main business, major projects and key markets, strive to improve core business capabilities, strengthen refined management, continuously enhance endogenous and exogenous development momentum, and comprehensively create a new pattern for the development of tourism retail.

#### 2. Investment risk.

Risk of investment in strategic projects falling short of expectation. The Company will focus on its strategic objectives, strengthen the management of mid – to long-term planning and annual investment proposal, control the scale and the pace of investment from an overall and macro perspective, and maintain an overall objective understanding and vigilance of investment risks. The Company will also continue to strengthen project investment estimation and budget review, and scientifically control the total project investment, while making efforts in project establishment, approval, scientific feasibility study, file management and other tasks, maintaining good communication with governments at all levels, and striving for project progress according to schedule. The Company will strengthen team building with the ability in developing tourism retail commercial complex projects and comprehensively operating composite industries to improve the capabilities of investment management, risk control, promotion management and project operation.

#### 3. Financial risk.

As international business is mostly settled in foreign currencies, the increased fluctuation in the exchange rate of RMB against foreign currencies, exchange differences and other factors lead to exchange losses, which affects the realization of the Company's business objectives. The Company will continue to pay attention to exchange rate fluctuations and strengthen research, sort out and analyze the risk exposure of assets, liabilities, income, expenses and other foreign currency businesses, combining with the changes of relevant currency exchange rates, interest rates and other trends. The Company will develop systematic management plans in accordance with the principle of coordinated allocation of different domestic and foreign monetary assets and liabilities, taking into account both income and risk to achieve objectives of exchange rate control, while paying close attention to the trend of currency exchange rate and interest rate changes and striving to improve the currency matching of assets and liabilities after considering the impact of interest rate factors on financial resource allocation.

## Management Discussion and Analysis

### 4. Market risk.

The competition in the industry has become increasingly fierce. Many domestic enterprises have applied for duty-free operation permits, and foreign duty-free giants want to take a share from the duty-free market in China. The intensifying market competition has brought uncertainties to the Company's sustainable development. The Company will fully deepen its existing advantages to create a competitive advantage of online and offline integration, continue to promote centralized procurement to enhance the bargaining power in product procurement. The Company will actively develop new product lines and form a new driving force to consolidate and enhance its competitive advantages by leveraging its existing advantages; give full play to and implement its expertise in services to strengthen its market competitiveness by leveraging its brand advantages, so as to further consolidate the in-depth layout of cross-sector cooperation, open up mutual assistance, and cooperate for mutual benefit for better adaptability in the changing market.

### 5. Project management risk.

In respect of major construction projects, deviations in tender and bidding, project budget and final accounts, construction process and project acceptance may lead to delay in the construction period of the project, loss of cost control and potential quality and safety issues. The Company will manage the project from the source, make efforts on project approval and bidding management in accordance with the management regulations of relevant construction projects; manage the construction process properly and hold progress seminars in a timely manner to boost the progress. With the strictly control of construction budget, the Company will well manage the final accounts of projects to ensure safe and reliable delivery of projects.

## PROFILES OF DIRECTORS, SUPERVISORS AND SENIOR MANAGEMENT

### DIRECTORS

**Mr. WANG Xuan (former name: WANG Dayong), aged 55**, is currently the chairman of the Board, executive Director and president of the Company. Mr. WANG Xuan served as our vice president from August 2019 to April 2021, as our executive vice president from April 2021 to January 2023, and has served as our executive Director since May 2021, president of the Company since January 2023 and chairman of the Board since October 2023. At CDFG, Mr. WANG Xuan served as supervisor of the investment management department from March 2005 to July 2009, as assistant to the general manager from June 2008 to May 2009, and as deputy general manager from May 2009 to August 2019. Prior to joining the Company, Mr. WANG Xuan served as deputy general manager of the enterprise management department of China Yuanwang Group General Company (中國遠望(集團)總公司) from December 1996 to September 1999.

Mr. WANG Xuan obtained a bachelor's degree in engineering and economics from the Beijing University of Technology (北京工業大學) in July 1992 and an MBA degree from the University of Science and Technology Beijing (北京科技大學) in June 2002. Mr. WANG Xuan obtained senior economist (高級經濟師) qualification from the Beijing Senior Professional Technical Qualifications Evaluation Committee (北京市高級專業技術資格評審委員會) in December 2003.

**Mr. CHEN Guoqiang, aged 59**, is currently the vice chairman of the Board and executive Director of the Company. Mr. CHEN Guoqiang served as our president from August 2019 to January 2023, and has served as our executive Director since September 2019 and as our vice chairman of the Board since February 2023. At CDFG, Mr. CHEN Guoqiang served as chief representative of the European office from June 2000 to February 2002, as deputy supervisor and supervisor of the marketing department from February 2003 to November 2004, as assistant to the general manager from May 2006 to May 2008, as deputy general manager from May 2008 to December 2016 and as general manager and director (appointed since February 2017) from December 2016 to August 2019. Mr. CHEN Guoqiang also served as general manager of CDF (Beijing) Trading Co. (中免(北京)商貿有限公司) from May 2008 to June 2010 and as its chairman from July 2010 to February 2013.

Mr. CHEN Guoqiang graduated from the University of International Business and Economics (對外經濟貿易大學) with a major in foreign trade English in July 1987 and obtained an EMBA degree from the Cheung Kong Graduate School of Business (長江商學院) in September 2014.

## Profiles of Directors, Supervisors and Senior Management

**Mr. GE Ming, aged 72**, was appointed as our independent non-executive Director in May 2021 and officially took office since August 2022. Mr. GE Ming served as chairman and principal accountant of Ernst & Young Hua Ming LLP (安永華明會計師事務所) from July 1995 to August 2012 and then as partner from August 2012 to September 2014, and as a member of the second session of the Listed Companies Mergers and Acquisitions Expert Consultation Committee of CSRC from May 2012 to May 2015. He served as an independent non-executive director of Ping An Insurance (Group) Company of China, Ltd. (中國平安保險(集團)股份有限公司, stock code: 02318.HK and 601318.SH) from June 2015 to August 2021, and as an independent non-executive director of Focus Media Information Technology Co., Ltd. (分眾傳媒信息技術股份有限公司, stock code: 002027.SZ) from January 2016 to November 2021. He has served as an independent non-executive director of AsialInfo Technologies Limited (亞信科技控股有限公司, stock code: 01675.HK) since December 2018 and as an independent non-executive director of Hubei Sanonda Co., Ltd. (安道麥股份有限公司, stock codes: 000553.SZ and 200553.SZ) since November 2020.

Mr. GE Ming graduated with a major in English in July 1975 from the Beijing Normal College (北京師範學院) and a master's degree in economics from China Academy of Fiscal Sciences in July 1982. He obtained the qualification of certified public accountant of China from the Ministry of Finance in October 1983 and the qualification of certified public account from CPA Australia in August 2015.

**Ms. WANG Ying, aged 50**, was appointed as our independent non-executive Director in June 2023. Ms. WANG Ying has been serving at Minzu University of China (中央民族大學) since September 2005 and her current position is a professor. In addition, Ms. WANG Ying has been an independent director of China CSSC Holdings Limited (中國船舶工業股份有限公司, stock code: 600150.SH) since May 2021. From March 2020 to May 2020, she served as a non-executive director of China Development Bank Financial Leasing Co., Ltd. (stock code: 01606.HK). From August 2019 to December 2021, she served as an independent non-executive director of 7Road Holdings Limited (stock code: 00797.HK). From June 2016 to October 2022, she served as an independent director of Luo Niu Shan Corp., Ltd. (羅牛山股份有限公司, stock code: 000735.SZ). From May 2017 to May 2023, she served as an independent director of Piesat Information Technology Co., Ltd. (航太宏圖資訊技術股份有限公司) (formerly known as Beijing Aerospace Hongtu Information Technology Co., Ltd. (北京航太宏圖資訊技術股份有限公司), stock code: 688066.SH).

Ms. WANG Ying received her bachelor degree in law and master degree in civil and commercial law from Zhongnan University of Economics and Law in July 2000 and July 2005, respectively. She later received her doctoral degree in international law from the University of International Business and Economic (對外經濟貿易大學) in July 2009. She was granted the Chinese Law Practice Qualification Certificate by the Ministry of Justice of the People's Republic of China in February 2005.

**Mr. WANG Qiang, aged 51**, was appointed as our independent non-executive Director in June 2023. Mr. WANG Qiang has been serving at the Business School of Renmin University of China since July 2002 and is currently an associate professor (doctoral tutor). He also concurrently serves as the deputy secretary-general of the China Distribution 30 Member Forum (中國流通 30 人論壇), the deputy secretary-general of the New Retail Forum 50 (新零售 50 人論壇), the vice president of the Commerce Economy Association of China, and the consumption planning expert of the 14th Five-Year Plan of the National Development and Reform Commission.

Mr. WANG Qiang obtained a master degree in economics from Henan Institute of Finance and Economics (河南經濟學院) (now known as Henan University of Economics and Law (河南財經政法大學)) in June 1998 and a doctoral degree in economics from Renmin University of China in July 2002. He was qualified as an accountant by the Ministry of Finance of the People's Republic of China in May 1996 and an economist by Beijing Intermediate Specialized Technique Qualification Evaluation Committee in October 2000.



## SUPERVISORS

**Mr. LIU Defu, aged 54**, is currently the chairman of our Supervisory Committee of the Company. Mr. LIU is primarily responsible for supervising our Board and our senior management and has held various positions in CTG. Mr. LIU Defu served as manager of the audit department of China Travel Service (Holdings) Hong Kong Limited from January 2006 to March 2008, as deputy general manager of the internal audit department of China Travel International Investment Hong Kong Limited from April 2008 to January 2010, as deputy general manager of the audit department of China Travel Service (Holdings) Hong Kong Limited from December 2011 to December 2016, and as chairman of the board of supervisors of CTS International Logistics Corporation Limited (港中旅華貿國際物流股份有限公司, stock code: 603128.SH) from November 2015 to October 2017. Mr. LIU Defu has also served as chairman of the board of supervisors of CTG Finance since December 2014, as general manager of the audit department of CTG since December 2016 and as its supervisor since December 2017.

Mr. LIU Defu obtained a bachelor degree in economic information management from the Shandong Economic University (山東經濟學院) (now known as the Shandong University of Finance and Economics (山東財經大學)) in July 1994 and a master degree in information economics from the Northern Jiaotong University (北方交通大學) (now known as the Beijing Jiaotong University (北京交通大學)) in October 1997.

**Ms. LI Hui, aged 49**, is currently the employee representative Supervisor and general manager of the human resources department/head of Organization Department of Party committee. Ms. LI Hui has served as our Supervisor since August 2019, primarily responsible for supervising our Board and our senior management, and as general manager of the human resources department from September 2019. At CDFG, Ms. LI Hui served as head of the office for discipline inspection and supervision from April 2017 to September 2018 and as supervisor of the human resources department from October 2018 to September 2019. Prior to joining the Company, Ms. LI Hui held various positions at Beijing Capital Airport Aviation Security Co., Ltd. (北京首都機場航空安保有限公司), including as manager responsible for compensations and benefits at the human resources department from May 2006 to June 2007, as deputy manager of the security inspection department of the western area from November 2007 to June 2008, as general manager of the human resources department from May 2012 to March 2017, and as head of the general manager's office from May 2012 to April 2013. Ms. LI Hui obtained a bachelor's degree in law from the Central Party School College of Correspondence (中央黨校函授學院) in China in December 2001 and a master's degree in retail management from the NEOMA Business School in France in September 2019.

**Ms. DOU Xiaoqiong, aged 49**, is currently the employee representative Supervisor general manager of audit department of the Company and a supervisor of certain subsidiaries of the Company. Ms. DOU Xiaoqiong has served as the general manager of audit department since September 2019 and our Supervisor since May 2020, primarily responsible for supervising our Board and our senior management. At CDFG, Ms. DOU Xiaoqiong served as finance supervisor of the settlement department from July 1997 to August 2002, as deputy general manager of Shanghai CDF downtown duty free store from September 2002 to October 2003, concurrently as manager of the business development department and manager of the finance department from October 2003 to November 2004, as deputy supervisor of the finance department from January 2006 to July 2009, as deputy supervisor of the audit department from July 2009 to July 2010 and as supervisor of the audit department from July 2010 to September 2019. Ms. DOU Xiaoqiong also served as senior manager of the financial information department of CITS Group from November 2004 to December 2005.

Ms. DOU Xiaoqiong obtained a bachelor's degree in accounting from the Central University of Finance and Economics (中央財經大學) in July 1997 and an MBA degree from The Chinese University of Hong Kong in December 2006. Ms. DOU Xiaoqiong obtained medium-level accountant qualification from the Beijing Personnel Bureau (北京市人事局) (now known as the Beijing Bureau of Human Resources and Social Security (北京市人力資源和社會保障局)) in September 2000.

## Profiles of Directors, Supervisors and Senior Management

### SENIOR MANAGEMENT

**Mr. WANG Xuan**, is currently the president of the Company. For details regarding Mr. WANG Xuan's profile, please refer to the subsection headed "Directors" in this section.

**Mr. CHANG Zhujun, aged 50**, is currently the executive vice president, Board secretary and joint company secretary of the Company, as well as concurrently the board chairman of Sanya CDF Seaside Investment & Development Company Limited (三亞中免棠畔投資發展有限公司) since September 2022. At present, Mr. CHANG Zhujun served as vice president from November 2019 to January 2023, and has served as board secretary since January 2020, as joint company secretary since August 2022, and as executive vice president since January 2023. At CDFG, Mr. CHANG Zhujun served as director of Fashion & Beauty Merchandising Department from May 2007 to November 2014, as director of Beauty & Confectionary Merchandising Department from November 2014 to December 2018, as director of Imported Tobacco, Liquor and Food Sales & Marketing Department from January 2017 to December 2018, as assistant to president of CDFG from December 2018 to November 2019, and as general manager of China Duty Free International Limited from August 2018 to April 2023.

Mr. CHANG Zhujun was awarded a bachelor degree in economics from Beijing Wuzi University (北京物資學院) in July 1996.

**Ms. ZHAO Feng, aged 53**, is currently the vice president of the Company. Ms. ZHAO Feng has served as our vice president since August 2019, and concurrently the director and general manager of China Duty Free International Limited from April 2023. At CDFG, Ms. ZHAO Feng served as assistant to the general manager, concurrently as supervisor of the human resources department and supervisor of sales from October 2004 to March 2005, as supervisor of the liquor and tobacco sales and marketing department from March 2005 in April 2008, as assistant to general manager from October 2004 to May 2006 and as deputy general manager from May 2006 to August 2019.

Ms. ZHAO Feng obtained a bachelor's degree in law from the Mudanjiang Teachers College (牡丹江師範學院) in July 1994, a master's degree in law from the Beijing Normal University (北京師範大學) in July 1997 and an EMBA degree from the Cheung Kong Graduate School of Business in March 2006.

**Mr. WANG Yanguang, aged 55**, is currently the vice president of the Company. Mr. WANG Yanguang has served as our vice president since August 2019. At CDFG, Mr. WANG Yanguang served as the deputy general manager from July 2015 to June 2017 and from September 2018 to August 2019. At China International Travel Services Limited, Head Office (中國國際旅行社總社有限公司) (formerly known as China International Travel Services, Head Office (中國國際旅行社總社)), Mr. WANG Yanguang served as, assistant to the general manager of the outbound tourism headquarter and supervisor of the business travel department from February 2005 to August 2005, as assistant to the general manager from October 2010 to January 2013 and deputy general manager from February 2013 to July 2015. In addition, Mr. WANG Yanguang served as general manager of China International Travel Service Group (Shanghai) Corporation (中國國旅集團上海有限公司) from October 2010 to August 2011.

Mr. WANG Yanguang obtained a bachelor's degree in literature from the Peking University in China in July 1989. He obtained economist (經濟師) qualification from the PRC Ministry of Personnel (中國人事部) (now known as the PRC Ministry of Human Resources and Social Security (中國人力資源和社會保障部)) in November 1997.

**Mr. GAO Xujiang, aged 43**, is currently the vice president of the Company. Mr. GAO Xujiang served as the assistant to our president from October 2019 to April 2021, and has served as our vice president since April 2021, where he was also concurrently the executive director and general manager of CDFG Sanya Downtown Duty Free Store Co., Ltd. (中免集團三亞市內免稅店有限公司), chairman of the board of Phoenix Airport Duty Free Co., Ltd. (中免鳳凰機場免稅品有限公司), director of Hainan Duty Free Co., Ltd. (海南省免稅品有限公司) and executive director of CDF (Haikou) Investment Development Ltd. (中免(海口)國際免稅城有限公司), etc. from September 2019 to November 2022. At CDFG, Mr. GAO Xujiang served as manager of the duty-free division of the brand agency department from December 2005 to May 2007, as manager responsible for imported liquor sales at the liquor and tobacco sales and marketing department from May 2007 to August 2012, as manager responsible for business development at the shopping tax refund project team from August 2012 to November 2012, as head of the general manager's office from June 2017 to December 2018 and as assistant to the general manager from December 2018 to September 2019. He has also served as deputy head of the general manager's office of CDF Investment Development Co., Ltd. from November 2013 to April 2015.

Mr. GAO Xujiang obtained a college graduation diploma in commanding (指揮專業) in July 2002 and a master's degree in engineering in June 2015 from the Chinese People's Liberation Army Equipment Academy (中國人民解放軍裝備學院).

**Mr. YU Hui, aged 44**, is currently the general accountant of the Company. Mr. YU Hui served as supervisor of our financial management department from April 2017 to September 2019, and has served as our general accountant since April 2021. He also served as general accountant of CDF Investment Development Co., Ltd. from September 2019 to April 2021. Prior to joining the Company, Mr. YU Hui worked in the finance department of China National Biotec Group Company (中國生物技術集團公司) from July 2007 to November 2009, served as senior manager in charge of business operations at the accounting management department, the financial management department and the finance department of China National Pharmaceutical Group Corporation (中國醫藥集團總公司) from November 2009 to January 2012, and as its assistant to the head of finance department from January 2012 to December 2016, and as deputy head of the finance department of China Biotechnology Co., Ltd. (中國生物技術股份有限公司) (formerly known as China National Biotec Group Company (中國生物技術集團公司)) from January 2017 to March 2017 responsible for presiding over the department. Mr. YU Hui has also served as a director of CTG Finance since November 2021.

Mr. YU Hui obtained a bachelor's degree in engineering from the Harbin Engineering University (哈爾濱工程大學) in July 2003 and an MBA degree from the University of International Business and Economics (對外經濟貿易大學) in June 2010.

**Mr. ZHOU Lingjun, aged 46**, is currently the vice president of the Company, concurrently an executive director of CDFG Sanya Downtown Duty-Free Store Co., Ltd. and general manager of the Hainan branch of China Tourism Group Co., Ltd. Mr. ZHOU Lingjun has served as our vice president since January 2023. At the Hainan regional headquarter and Hainan branch of China Tourism Group Co., Ltd., Mr. ZHOU Lingjun served as deputy general from December 2019 to August 2022, and has served as general manager since August 2022. Prior to joining the Company, Mr. ZHOU Lingjun served as deputy magistrate, member of standing committee and deputy party secretary etc. of the People's Government of Chengmai County, Hainan Province from December 2011 to December 2019.

Mr. ZHOU Lingjun obtained a bachelor's degree in arts from Anqing Normal University (安慶師範學院) in July 2001 and a master's degree in law from Anhui University (安徽大學) in July 2004.

# CORPORATE GOVERNANCE REPORT

2023 CEGA

“Best  
Corporate  
Governance  
G  
Responsibility  
Award”



Shanghai Stock Exchange  
Disclosure  
of company  
information  
evaluated  
as Grade A  
(Excellent) for 8  
consecutive years

Shortlisted in the  
“ESG Excellence  
TOP20” Ranking  
at the 3rd “2023  
Zero-Carbon Mission  
International Climate  
Summit”

“China  
Business  
Top 100  
Forum -  
Top 100  
Enterprise  
Award”



# CORPORATE GOVERNANCE REPORT

The Board is pleased to present this corporate governance report in this annual report (the “Corporate Governance Report”).

## CORPORATE GOVERNANCE PRACTICES

The Company recognizes the importance of good corporate governance for enhancing the management of the Company as well as preserving the interests of our Shareholders as a whole. The Company has adopted corporate governance practices based on the principles and code provisions as set out in the CG Code as contained in Appendix C1 to the Hong Kong Listing Rules as the Company’s own code of corporate governance practices.

The Board is of the view that during the Reporting period, the Company has complied with all the code provisions as set out in Part 2 of the CG Code, and satisfied substantially all of the recommended best practices requirements as set out in the Part 2 of the CG Code. The Board will continue to review and monitor its code of corporate governance practices of the Company with an aim to maintaining a high standard of corporate governance.

## CORPORATE CULTURE

The Company is a world-class travel retail operator. “Courageous, professional, teamwork, innovative” as its core values, the mission of the Company is to share the joy of shopping and extend the enjoyment of travel. The Company focuses on the customer-centered and market-oriented business philosophies, which enables the Company to achieve long-term sustainable development and fulfil its responsibilities as a corporate citizen.



## DIRECTORS’ AND SUPERVISORS’ SECURITIES TRANSACTIONS

The Company has adopted the Model Code as set out in Appendix C3 to the Hong Kong Listing Rules as its code of conduct regarding dealings in the securities of the Company by the Directors and the Supervisors who, because of their office or employment, are likely to possess inside information in relation to the Company or the Company’s securities.

The Company has maintained a system in monitoring the dealings of the Company’s securities by Directors and Supervisors (including a notification mechanism) to ensure compliance with the Model Code. In particular, the Company will notify all Directors and Supervisors the blackout period before the commencement of such blackout period, reminding the Directors and Supervisors not to deal in the Company’s securities during the blackout periods before the announcement of results. The Board is of the view that the guidelines and procedures for the Directors’ and the Supervisors’ dealings of securities in the Company are adequate and effective.

The Company had made specific enquiry of all Directors and Supervisors and all Directors and Supervisors have confirmed that they were in strict compliance with the standards as set out in the Model Code during the Reporting Period.

## CHAIRMAN OF THE BOARD OF DIRECTORS AND CHIEF EXECUTIVE OFFICER

Code provision C.2.1 of the CG Code stipulates that the roles of chairman of the board of directors and chief executive should be separate and should not be performed by the same individual.

From January 1, 2023 to October 14, 2023, the chairman of the Board and the general manager of the Company were held by Mr. LI Gang and Mr. WANG Xuan, respectively. On October 14, 2023, Mr. LI Gang ceased to be the chairman of the Board of the Company due to his passing away. In order to ensure the effective operation of the Board of the Company, and taking into account the advantages of Mr. WANG Xuan in strategic guidance, industry experience, decision-making and leadership, Mr. WANG Xuan, an executive Director and the president of the Company, was appointed as the chairman of the Board of the Company on October 19, 2023.

The Board believes that given the Company's current circumstances, vesting the roles of both the chairman of the Board and the general manager in the same person, Mr. WANG Xuan, has the benefit of effective and efficient overall strategic planning at this stage of the Company without undermining the balance of responsibilities and authorities, and this structure will enable the Company to make and implement decisions promptly and effectively. In addition, the Board of the Company currently consists of five Directors, three of whom are independent non-executive Directors, and the majority of whom are external Directors. The Board is of the view that there are adequate safeguards in place to ensure sufficient balance of powers within the Board. The Board will review the structure and composition of the Board from time to time on the current status to maintain a high standard of corporate governance practices of the Company.

## BOARD OF DIRECTORS

The Company is headed by an effective Board which plays the role of "formulating strategies, making decisions and preventing risks" and oversees the Company's businesses, strategic decisions and performance and takes decisions objectively in the best interests of the Company.

The Board also regularly reviews the contribution required from a Director to perform his responsibilities to the Company, and whether the Director is spending sufficient time performing them.

The Board directly, or indirectly through its committees, leads and provides direction to senior management by laying down strategies and overseeing their implementation, monitors the Company's operational and financial performance, and ensures that sound internal control and risk management systems are in place.

The rules of procedures of the committees under the Board specify that the Directors may invite experts, scholars, intermediary agencies and relevant personnel to attend the meetings to explain and describe the issues to be discussed at the meetings if necessary. Such invitations are at the Company's expense to ensure that the Directors are given independent views and opinions. The Board has reviewed these mechanisms to ensure their effective implementation.



## Corporate Governance Report

### Board Composition

As of the date of this annual report, the Board comprised five Directors, consisting of two executive Directors and three independent non-executive Directors. As of the date of this annual report, the board composition of the Company is as follows:

#### Executive Directors

Mr. WANG Xuan (*Chairman*)

Mr. CHEN Guoqiang (*Vice Chairman*)

#### Independent Non-executive Directors

Mr. GE Ming

Ms. WANG Ying

Mr. WANG Qiang

The biographical information of the Directors is set out in the section headed “Profiles of Directors, Supervisors and Senior Management” of this annual report.

The Directors do not have financial, business, family or other material/relevant relationships with one another.

### Responsibilities of the Directors

The executive Directors of the Company earnestly perform the dual responsibilities of decision-making and implementation, actively implement the decisions of the general meeting and the Board, and effectively play the role of a bond between the Board and the management.

The independent non-executive Directors are responsible for ensuring a high standard of financial reporting of the Company and providing a balance in the Board for bringing effective independent judgement on corporate actions and operations. The independent non-executive Directors also carefully study the Company’s development strategy and business strategy, timely understands the Company’s operation and management status and makes scientific and stable decisions through research, discussion and exchange, and plays the role of participating in decision-making, supervision and balance, and professional consultation in the Board of Directors. During the Reporting Period, the independent non-executive Directors of the Company paid timely attention to the development of the industry, strategies and principal businesses, important subsidiaries, major investment matters, internal control of the Company through special reports; grasped the overall operation and the progress of major projects of the Company in Hainan through in-depth and comprehensive field research. Through in-depth communication with the external auditors, the independent non-executive Directors of the Company gained an understanding of the audit of the Company’s financial and internal control. During the Reporting Period, the independent non-executive Directors of the Company earnestly participated in the decision-making of the Board of Directors and its committees, focusing on the election of the new session of the Board of Directors, the appointment of senior management, the selection and appointment of auditors, related party transactions, annual profit distribution plans and other matters, and expressed independent opinions.

All Directors, including independent non-executive Directors, have brought a wide spectrum of valuable business experience, knowledge and professionalism to the Board for its efficient and effective functioning.





All Directors have full and timely access to all the information of the Company and may, upon request, seek independent professional advice in appropriate circumstances, at the Company's expenses, for discharging their duties to the Company.

The Directors shall disclose to the Company details of other offices held by them.

The Board reserves for its decision all major matters relating to policy matters, strategies, internal control and risk management, material transactions (in particular those that may involve conflict of interests), financial information, appointment of directors and other significant operational matters of the Company. The management is responsible for implementing the decisions of the Board, guiding and coordinating the daily operation and management of the Company.

### **Requirements of Independent Non-executive Directors**

During the Reporting Period, the Board at all times fulfilled the requirements of the Hong Kong Listing Rules relating to the appointment of at least three independent non-executive directors representing at least one-third of the board with one of whom possessing appropriate professional qualifications or accounting or related financial management expertise.

The Company has received written annual confirmation from each of the independent non-executive Directors in respect of his/her independence in accordance with the independence guidelines set out in Rule 3.13 of the Hong Kong Listing Rules. The Company is of the view that all independent non-executive Directors are independent.

### **Appointment and Re-election of Directors**

Directors (including executive Directors and independent non-executive Directors) shall be elected at the general meeting for a term of three years. The Board is eligible for re-election upon expiry of the term of office.

### **Permitted indemnity provision**

During the Reporting Period, the Company has arranged appropriate insurance coverage on Directors', Supervisors' and senior management's liabilities in respect of any legal actions taken against Directors, Supervisors and senior management arising out of corporate activities.

### **Continuous Professional Development of Directors**

Directors shall keep abreast of regulatory developments and changes in order to effectively perform their responsibilities and to ensure that their contribution to the Board remains informed and relevant.

Every newly appointed Director will receive formal, comprehensive and tailored training on the first occasion of his/her appointment to ensure appropriate understanding of the business and operations of the Company and full awareness of Director's responsibilities and obligations under the Hong Kong Listing Rules and relevant statutory requirements.

Directors should participate in appropriate continuous professional development to develop and refresh their knowledge and skills. Talks, seminars and relevant training for Directors would be arranged and reading material on relevant topics would be provided to Directors where appropriate. All Directors are encouraged to attend relevant training courses at the Company's expenses.

During the Reporting Period, all Directors attended training sessions on obligations of the directors. In addition, relevant reading materials including legal and regulatory update have been provided to the Directors for their reference and studying.

## Corporate Governance Report

The record of continuous professional development relating to director's duties and regulatory and business development that have been received by the Directors during the Reporting Period is summarized as follows:

Directors	Types of Training <sup>Note</sup>
<i>Executive Directors</i>	
Mr. WANG Xuan	A、B
Mr. CHEN Guoqiang	A、B
<i>Independent Non-Executive Directors</i>	
Mr. GE Ming	A、B
Ms. WANG Ying	A、B
Mr. WANG Qiang	A、B

Note:

Types of Training

A: Attending training sessions, including but not limited to, talks, seminars and relevant training

B: Reading relevant training materials, news alerts, newspapers, journals, magazines and relevant publications

### Board Diversity Policy

The Board has adopted a board diversity policy in order to enhance the effectiveness of the Board and to maintain high standard of corporate governance. The Board Diversity Policy sets out the criteria in nominating and selecting candidates to the Board based on the principle of employing talents, and considers a series of diversification categories with reference to the Company's business model and specific needs, including but not limited to gender, age, race, language, cultural background, educational background, industry experience and professional experience. The ultimate decision will be based on merit and contribution that the selected candidates will bring to the Board.

The Directors have a balanced mix of knowledge and skills. They obtained degrees in various areas and with experience from different industries and sectors. As at the date of this annual report, the Board comprises five Directors, including three independent non-executive Directors. By professional background, the Directors have strong professional quality and extensive practical experience in travel retail, duty-free business, corporate management, financial audit, legal risk control, new retail, digital transformation, etc. By educational background, 2 Directors have doctorate degree and 3 have master's degree. By gender, 4 Directors are male and 1 Director is female. By age, 1 Director is aged 60 and above and 4 Directors aged 60 and below.

The Nomination Committee is of the view that the current Board fully demonstrates diversity in terms of skills, experience, knowledge, independence, gender, age, etc., and the Board satisfies the Board Diversity Policy. The Nomination Committee is responsible for reviewing the diversity of the Board. The Nomination Committee will monitor and evaluate the implementation of the Board Diversity Policy from time to time to ensure its continued effectiveness.

## Nomination Policy

The Company has adopted a nomination policy which sets out the objectives, selection criteria and nomination procedures for identifying and recommending candidates for appointment or reappointment of Directors. Any Shareholders individually or jointly holding more than 3% of the shares of the Company shall have the right to nominate candidates for Directors, and the nominators shall provide the resume and basic information of the candidates for Directors (including but not limited to educational background, work experience, relationship with the Company and its Controlling Shareholders and de facto controllers, shareholding of the Company, and whether they have been disciplined by relevant government departments). In accordance with the relevant laws, administrative regulations, regulatory documents of China, the listing rules of the stock exchange where the Company's securities are listed and the relevant regulatory rules and the Articles of Association, the personal information of the nominated candidates for Directors shall be disclosed in due course for the Shareholders' consideration and voting at the general meeting.

## BOARD COMMITTEES

The Board has established four committees, namely, the Audit and Risk Management Committee, the Remuneration and Evaluation Committee, the Nomination Committee and the Strategy and Sustainability Committee, which are responsible for specific affairs of the Company respectively, and providing consultation or recommendations in relation to decision-making of the Board.

All Board committees of the Company are established with rules of procedures containing specific terms of reference which clearly defines their authority and duties. At the 8th meeting of the 5th session of the Board held on February 27, 2024, the Company considered and approved the amendments to the rules of procedure of each of the Board committees. The rules of procedure of each of the Board committees are posted on the Company's website and the Hong Kong Stock Exchange's website and are available to Shareholders.

### Audit and Risk Management Committee

The Audit and Risk Management Committee consists of three independent non-executive Directors, namely Mr. GE Ming, Ms. WANG Ying and Mr. WANG Qiang. Mr. GE Ming is the chairman of the Audit and Risk Management Committee.

The terms of reference of the Audit and Risk Management Committee are of no less exacting terms than those set out in the CG Code and in compliance with the relevant laws and regulations of the PRC.

The primary duties and responsibilities of the Audit and Risk Management Committee include but are not limited to:

- To supervise and evaluate external audit work;
- To supervise and evaluate internal audit work;
- To review the financial information of the Company and its disclosures;
- To supervise and evaluate the construction of the internal control, risk management and compliance management system of the Company;
- To coordinate communication among the management, internal audit department and the relevant departments with the external audit firm; and
- Other matters as authorized by the Board and other matters involved in the laws and regulations as well as the relevant regulations of the securities.

## Corporate Governance Report

The Audit and Risk Management Committee held six meetings during the Reporting Period, at which 14 resolutions were considered and approved, including the regular reports and quarterly results, the profit distribution plan, the final financial report, the internal control work report, the internal control evaluation report, the continuing connected transactions and the appointment of the auditors of the Company.

The attendance records of the Audit and Risk Management Committee are set out under “Attendance Record of Directors and Committee Members”.

### Remuneration and Evaluation Committee

The Remuneration and Evaluation Committee consists of three independent non-executive Directors, namely Ms. WANG Ying, Mr. GE Ming and Mr. WANG Qiang. Ms. WANG Ying is the chairlady of the Remuneration and Evaluation Committee.

The terms of reference of the Remuneration and Evaluation Committee are of no less exacting terms than those set out in the CG Code and in compliance with the relevant laws and regulations of the PRC.

The primary duties and responsibilities of the Remuneration and Evaluation Committee include but are not limited to:

- to formulate the appraisal standards for Directors and senior management and conduct appraisal, formulate and review the remuneration policies and plans for Directors and senior management, and make recommendations to the Board on the following matters: (1) remuneration of Directors and senior management; (2) formulation or change of the equity incentive plan and employee share ownership plan, and the grant of incentives to the incentive participants and fulfilment of conditions for exercising the rights by the participants; and (3) the share ownership plan for the Directors and senior management in its subsidiaries to be spun off;
- to make recommendations to the Board on the Company’s policy and structure for all Directors and senior management and on the establishment of formal and transparent procedures to formulate the remuneration policy;
- to review and approve the remuneration proposals of the management with reference to the corporate goals and objectives set by the Board;
- to consider the remuneration paid by similar companies, the time to be devoted by and responsibilities of Directors and the senior management, the employment conditions of other positions in the Company;
- to study and review the Company’s payroll management system, payroll budget and implementation;

- to review and approve the payment of compensation to executive Directors and senior management for loss or termination of employment or appointment so as to ensure that such compensation conforms with the contractual terms or is otherwise fair and reasonable and not excessive;
- to review and approve the compensation arrangements in relation to the dismissal or removal of Directors as a result of misconduct so as to ensure that such arrangements conform with the contractual terms or is otherwise reasonable and appropriate;
- to ensure that no Director or any of his/her associates (as defined in the Hong Kong Listing Rules) is involved in determining his/her own remuneration;
- to review and/or approve matters relating to share schemes as described in Chapter 17 of the Hong Kong Listing Rules; and
- other duties and powers as conferred by laws, regulations, departmental rules, relevant regulatory rules of the securities regulatory authority and the stock exchange at the place where the securities of the Company are listed, the Articles of Association and the Board.

The Remuneration and Evaluation Committee held three meetings during the Reporting Period, at which four resolutions were considered and approved, involving matters such as the remuneration standards of the Company's senior management, the Company's labor costs, the amendments to the Labor Cost Administrative Measures of the Company, the annual business performance appraisal results of senior management and the annual performance-based salary distribution plan.

The attendance records of the Remuneration and Evaluation Committee are set out under "Attendance Record of Directors and Committee Members".

Details of the remuneration of the senior management by band for the year ended December 31, 2023 are set out below:

Remuneration band (RMB)	Number of person(s)
Nil to 1,000,000	0
1,000,001 to 3,000,000	2
3,000,001 to 5,000,000	5

## Corporate Governance Report

### Nomination Committee

The Nomination Committee consists of four Directors, namely Mr. WANG Xuan, as an executive Director, and Mr. WANG Qiang, Mr. GE Ming and Ms. WANG Ying, as independent non-executive Directors. Mr. WANG Qiang is the chairman of the Nomination Committee.

The terms of reference of the Nomination Committee are of no less exacting terms than those set out in the CG Code and in compliance with the relevant laws and regulations of the PRC.

The primary duties and responsibilities of the Nomination Committee include but are not limited to:

- to formulate the selection criteria and procedures for Directors and senior management, select and review the candidates for Directors and senior management and their qualifications, and make recommendations to the Board of Directors on the following matters: (1) nomination, appointment and removal of Directors and succession planning for directors (especially the chairman of the Board of Directors and the general manager); and (2) appointment or dismissal of senior management;
- to review the structure, size and composition (including the skills, knowledge and experience) of the Board of Directors at least annually and make recommendations on any proposed changes to the Board of Directors to complement the corporate strategy;
- to formulate measurable objectives and ensure the diversity of the Board of Directors based on the actual situation of the Company and taking into account factors such as gender, age, cultural and education background or professional experience;
- to assess the independence of independent non-executive Directors; and
- other functions and powers conferred by laws, administrative regulations, departmental rules, relevant regulatory rules of the securities regulatory authority and stock exchange where the Company's securities are listed and the Articles of Association or the Board of Directors.

In assessing the Board composition, the Nomination Committee would take into account various aspects as well as factors concerning Board diversity as set out in the Company's Board Diversity Policy, including but not limited to gender, age, cultural and educational background, professional qualifications, skills, knowledge and industry and regional experience etc. The Nomination Committee shall expand and discuss on measurable objectives for achieving diversity on the Board every year, monitor the progress of achieving such measurable objectives, and recommend them to the Board for adoption to ensure the continuous effectiveness of the diversity policy and the Board.

In identifying and selecting suitable candidates for directorships, the Nomination Committee would consider the candidate's gender, qualifications, experience, independence, time commitment and other relevant criteria necessary to complement the corporate strategy and achieve Board diversity before making recommendations to the Board.

The Nomination Committee has reviewed the structure, size and composition (including the skills, knowledge and experience) and diversity policy of the Board and considered an appropriate balance of diversity perspectives of the Board is maintained. During the Reporting Period, the Nomination Committee held six meetings at which resolutions regarding the appointment of Directors, chairman of the Board and vice chairman of the Board, the appointment of senior management of the Company and the assessment of the independence of the independent non-executive Directors were considered.

The attendance records of the Nomination Committee are set out under “Attendance Record of Directors and Committee Members”.

### **Strategy and Sustainability Committee**

The Strategy and Sustainability Committee consists of three members including two executive Directors, namely Mr. WANG Xuan and Mr. CHEN Guoqiang, and one independent non-executive Director, namely Mr. WANG Qiang. Mr. WANG Xuan is the chairman of the Strategy and Sustainability Committee. In order to meet the strategic development needs of the Company, improve the Company’s environmental, social and governance (ESG) management level, and enhance the Company’s core competitiveness and sustainable development ability, the 8th meeting of the 5th session of the Board approved that the Strategy Committee shall be renamed as the Strategy and Sustainability Committee.

The terms of reference of the Strategy and Sustainability Committee are in compliance with the relevant laws and regulations of the PRC.

The primary duties and responsibilities of the Strategy and Sustainability Committee include but are not limited to:

- to study and make recommendations on the medium and long-term development strategies of the Company;
- to study and make recommendations on matters such as major business restructuring, merger, division and dissolution of the Company;
- to study and make recommendations on material investments, material property rights transactions and material financing plans which are subject to the approval of the Board of Directors as stipulated in the Articles of Association;
- to study and make recommendations on major capital operation and asset operation projects which are subject to the approval of the Board of Directors as stipulated in the Articles of Association;
- to conduct research and make recommendations on matters relating to the Company’s sustainable development and ESG work, including but not limited to vision, goals and policies;
- to study the Company’s ESG development strategy and the substantive issues that stakeholders are concerned about and put forward corresponding suggestions;
- to track and inspect the implementation and improvement of ESG work to ensure that the management and decision-making mechanism of important sustainable development issues, including but not limited to environment, anti-corruption, occupational safety and health, comply with the requirements of relevant laws and regulations;
- to review the Company’s reports on sustainable development and ESG matters and report to the Board of Directors;
- to study and make recommendations on other major matters affecting the development of the Company;
- to track and inspect the implementation of the above matters; and
- other functions and powers conferred by the Articles of Association and the Board of Directors.

## Corporate Governance Report

During the Reporting Period, the Strategy and Sustainability Committee held one meeting, at which three resolutions regarding the investment proposal for 2023, the ESG report for 2022 and the amendment to the Measures on Investment Management of the Company were reviewed.

The attendance records of the Strategy and Sustainability Committee are set out under "Attendance Record of Directors and Committee Members".

### Corporate Governance Functions

The Board is responsible for performing the functions set out in the CG Code.

During the Reporting Period, the Board had formulated and reviewed the Company's corporate governance policies and practices, reviewed and supervised the training and continuous professional development of directors and senior management, the Company's policies and practices on compliance with legal and regulatory requirements, reviewed and supervised the compliance of the Model Code by the staff and Directors and the Company's compliance with the CG Code, and reviewed the information disclosed in this Corporate Governance Report.

### ATTENDANCE RECORD OF DIRECTORS AND COMMITTEE MEMBERS

The attendance record of each Director during their tenure of office at the Board and Board Committees meetings and the general meetings of the Company during the Reporting Period is set out in the table below:

Name of Director	Attendance/Number of Meetings						
	Board	Audit and Risk Management Committee	Remuneration and Evaluation Committee	Nomination Committee	Strategy and Sustainability Committee	Annual General Meeting	Other General Meetings
Mr. WANG Xuan <sup>(3)(4)</sup>	12/12	N/A	N/A	6/6	1/1	1/1	0/1
Mr. CHEN Guoqiang	12/12	N/A	N/A	N/A	1/1	1/1	1/1
Mr. GE Ming <sup>(2)</sup>	12/12	6/6	1/1	1/1	N/A	0/1	1/1
Ms. WANG Ying <sup>(2)</sup>	5/5	2/2	1/1	1/1	N/A	N/A	N/A
Mr. WANG Qiang <sup>(2)</sup>	5/5	2/2	1/1	1/1	0/0	N/A	N/A
Mr. LI Gang <sup>(1)(3)</sup> (resigned)	9/9	N/A	N/A	3/3	1/1	0/1	N/A
Mr. PENG Hui <sup>(1)</sup> (resigned)	1/1	N/A	N/A	1/1	0/0	N/A	1/1
Mr. ZHANG Rungang <sup>(2)</sup> (resigned)	7/7	4/4	2/2	5/5	1/1	1/1	1/1
Mr. WANG Bin <sup>(2)</sup> (resigned)	7/7	4/4	2/2	5/5	N/A	1/1	1/1
Ms. LIU Yan <sup>(2)</sup> (resigned)	7/7	4/4	2/2	5/5	N/A	0/1	1/1



Notes:

- (1) On February 2, 2023, Mr. PENG Hui resigned as the chairman of the Board, an executive Director, a member of the Nomination Committee and the chairman of the Strategy and Sustainability Committee. On the same day, Mr. LI Gang was appointed as the chairman of the Board, an executive Director, a member of the Nomination Committee and the chairman of the Strategy and Sustainability Committee, and Mr. CHEN Guoqiang was appointed as the vice chairman of the Board.
- (2) On June 29, 2023, Mr. ZHANG Rungang retired as an independent non-executive Director and ceased to be a member of the Audit and Risk Management Committee, a chairman of the Nomination Committee, a member of the Remuneration and Evaluation Committee and a member of the Strategy and Sustainability Committee; Mr. WANG Bin retired as an independent non-executive Director and ceased to be the chairman of the Audit and Risk Management Committee, a member of the Remuneration and Evaluation Committee and a member of the Nomination Committee; and Ms. LIU Yan retired as an independent non-executive Director and ceased to be a member of the Audit and Risk Management Committee, the chairman of the Remuneration and Evaluation Committee and a member of the Nomination Committee. On the same day, Mr. GE Ming was appointed as the chairman of the Audit and Risk Management Committee, a member of the Nomination Committee and a member of the Remuneration and Evaluation Committee; Ms. WANG Ying was appointed as an independent non-executive Director, a member of the Audit and Risk Management Committee, a member of the Nomination Committee and the chairman of the Remuneration and Evaluation Committee; and Mr. WANG Qiang was appointed as an independent non-executive Director, a member of the Audit and Risk Management Committee; the chairman of the Nomination Committee, a member of the Remuneration and Evaluation Committee and a member of the Strategy and Sustainability Committee.
- (3) On October 14, 2023, Mr. LI Gang ceased to be the chairman of the Board, a member of the Nomination Committee and the chairman of the Strategy and Sustainability Committee. On October 19, 2023, Mr. WANG Xuan was appointed as the chairman of the Board of Directors.
- (4) On October 26, 2023, Mr. WANG Xuan was appointed as the chairman of the Strategy and Sustainability Committee.

The chairman of the Board held one meeting with the independent non-executive Directors without the presence of other Directors during the Reporting Period, in order to discuss the contributions and opinions of the Directors and the work plan of the Company of next year.

## RISK MANAGEMENT AND INTERNAL CONTROLS

The Company considers that risk management is critical to the success of our business. The key operational risks faced by us in the course of our business are set out in the section headed "Management Discussion and Analysis" in this annual report. In order to meet these challenges, our Audit and Risk Management Committee is responsible for reviewing and supervising our financial reporting process, risk management and internal control system.

The Company has formulated the Comprehensive Risk Management Measures and the Reporting and Management Regulations on Major Operational Risk Events, established an effective comprehensive risk management system and mechanism, improved risk prevention and management, clarified the collection, consolidation and reporting of major operational risk events, and ensured the stable operation and sustainable development of the Company.

The Company organizes the whole company to carry out risk assessment every year, and studies and assesses the risk situation in the following year.

Firstly, the Company studies and establishes the risk classification of various businesses, fully applies the results of risk loss event analysis and internal control supervision and inspection, quantifies the relevant standards of risk analysis, and forms a panoramic risk list of various businesses through the bottom-up level summary of risks.

## Corporate Governance Report

Secondly, in order to further deepen and expand the research on risk early warning indicators, we select key business areas, study the selection of industry indicators and the design of early warning threshold from both quantitative and qualitative aspects, and form the overall risk early warning indicators applicable to the Company. In 2023, on the basis of the existing risk warning indicator system, the Company continuously optimized and improved the setting of indicators and early warning values, added relevant indicators such as human resources risk and information risk, and cooperated with the launch of the risk management system to achieve full coverage, routine and visual management of operational risks across all key business areas of the Company.

Thirdly, according to the specific risks in the risk database, the possibility of occurrence and the degree of impact of risks are evaluated on a case-by-case basis. The targets subject to evaluation cover the Company's management, all departments and key subsidiaries. Based on the comprehensive evaluation, the risk profile for the following year is determined and a response plan is formulated with respect to the top 10 risks where risk responses are monitored and tracked on a quarterly basis to improve the risk response capability.

### Internal Control

The Board of the Company is responsible for establishing and maintaining an effective internal control system. During the Reporting Period, we have regularly reviewed and enhanced our internal control system. Below is a summary of the internal control policies, measures and procedures we have implemented or plan to implement:

We have adopted various measures and procedures regarding each aspect of our operations, such as protection of intellectual property, environmental protection and occupational health and safety. We provide periodic training on these measures and procedures to our employees as part of our employee training program. We also regularly monitor the implementation of those measures and procedures through our on-site internal control team for each stage of the provision of service process.

The Board, with assistance from our legal advisors, will periodically review our compliance status with relevant laws and regulations.

- We have established the Audit and Risk Management Committee which shall (i) to review the financial information of the Company and its disclosures; (ii) to supervise and evaluate internal and external audit work; and (iii) to supervise and evaluate the construction of the internal control, risk management and compliance management system of the Company.
- We have engaged Somerley Capital Limited as our compliance advisor to provide advice to our Directors and management team regarding matters relating to the Hong Kong Listing Rules.
- We require all of our Directors, Supervisors, senior management and employees of the Company to behave at all times with honesty, ethics and within the confines of applicable law and in full compliance with our code of conduct. Our code of conduct outlines the types of impermissible conduct and imposes strict rules in relation to charitable contributions and sponsorships, as well as hospitality expenses, to minimize the risk of corruption.
- We will continue to seek advice from law firms in jurisdictions where we currently operate or may operate in the future to keep us abreast of applicable local laws and regulations. We will continue to arrange various trainings to be provided from time to time by external legal advisors and/or any appropriate accredited institution to update our Directors, Supervisors, senior management, and relevant employees of the Company on the latest laws and regulations in the jurisdictions in which we currently operate or may operate in the future.

The Company has developed its disclosure policy which provides a general guide to the Directors, Supervisors, senior management and relevant employees of the Company in handling confidential information, monitoring information disclosure and responding to enquiries.

Control procedures have been implemented to ensure that unauthorized access and use of inside information are strictly prohibited. The Company has established a major information internal reporting rule to strengthen the communication and coordination of major information disclosure matters among the Company's various departments, subsidiaries and key investing companies, and to ensure the rapid transmission, collection and effective management of major information within the Company, to ensure that the Company's information disclosure is true, accurate, complete, timely and fair. The Company has also established a management system for insiders to strengthen the confidentiality procedure of inside information, maintain the principle of fairness in information disclosure, and prevent insiders from abusing their right to know, leaking inside information, and engaging in insider trading. The Board is aware of its obligations to announce any inside information in accordance with the Hong Kong Listing Rules.

The Board confirms its responsibilities for risk management and internal control systems, and for reviewing the effectiveness of such risk management and internal control systems. Such systems are designed to manage rather than eliminate the risk of failing to achieve business objectives, and can only provide reasonable and not absolute assurance against material misstatement or loss.

The Company has an internal audit and risk prevention and control function which aims at helping the Company to accomplish its objectives by applying a systematic, disciplined approach to evaluate and improve the effectiveness of the Company's risk management and internal control systems and to resolve material internal control defects.

The Board has reviewed the effectiveness of the internal audit system and the risk management and the internal control system of the Company, including the adequacy of resources, qualifications and experience of staff in the aforementioned systems and of the Company's accounting, internal audit and financial reporting functions and the adequacy of their training programs and budget.

The Audit and Risk Management Committee of the Board attaches great importance to the internal control management of the Company, promotes the effective implementation of internal control measures by all departments and subsidiaries of the Company, urges the Company to seriously carry out assessment of internal control, and makes all departments and units to effectively implement internal control measures and risk management, ensuring the orderly performing of the Company's production and operation activities. The Company conducts annual review and evaluation on the risk management and internal control system for the Reporting Period. The 2023 Internal Control Evaluation Report of the Company has been reviewed and approved by the Audit and Risk Management Committee of the Board. The Audit and Risk Management Committee believes that the inspection and supervision mechanism can evaluate the effectiveness of the Company's internal control and risk management operation. After evaluation, during the Reporting Period, the Company has included all businesses and matters involving significant risks (including financial, operational and compliance aspects) into the scope of evaluation, and established and effectively implemented internal control systems for important businesses and matters, achieving the objectives of the Company's internal control. The Company has complied with the code provisions in relation to risk management and internal control. In the process of internal control audit and evaluation, the Audit and Risk Management Committee of the Board carefully listens to the report on the evaluation of internal control, and communicates with the auditors on the audit of internal control. No significant or important defects have been found regarding the internal control of the Company.

The Company also carried out special work on the development of the compliance system. The special work focused on eight areas, including listed company supervision, state-owned assets supervision (investment and M&A, etc.), customs supervision, bidding and tendering, engineering construction, labor and employment, tax management, and data security.

## Corporate Governance Report

During the Reporting Period, the Board, through a review covering all material controls, including financial, operational and compliance controls for the year ended December 31, 2023, considered that the risk management and internal control system of the Company was effective and adequate. The Board will conduct annual review on the risks management and internal control system of the Company.

### Gender Diversity and Equal Opportunities Policy

We respect the gender, age and ethnicity of each person. As of December 31, 2023, approximately 55.3% of our full-time employees (including senior management) were female. We will continue to focus on embracing diversity within our Company and equal and respectful treatment of all of our employees in their hiring, training, wellness and professional and personal development. To this end, we have adopted policies on compensation, dismissal, equal opportunities, diversity and antidiscrimination. Accordingly, our Company gives each job applicant an equal job opportunity and we have an internal policy in place to ensure that there is no discrimination as to gender, age and ethnicity. In addition, we have stipulated in our internal guidelines that decision in relation to human resource management, which include but not limited to promotion, salary increment and dismissal within our Company would be based solely on the employee's performance, experience and capability. While we strive to provide equal career opportunity for everyone, we will also continue to promote work-life balance and create a happy culture in our workplace for all of our employees.

### DIRECTORS' RESPONSIBILITY IN RESPECT OF THE FINANCIAL STATEMENTS

The Directors acknowledge their responsibility for preparing the financial statements of the Company for the year ended December 31, 2023.

To the knowledge of the Directors, there are no material uncertainties relating to events or conditions that may cast significant doubt upon the Company's ability to continue as a going concern.

The statement of the independent auditors of the Company about their reporting responsibilities on the financial statements is set out in the Independent Auditors' Report.

### AUDITORS' REMUNERATION

The following table sets forth the types of services provided by and the fees for the domestic and international external auditors of the Group in 2023:

Services rendered by Ernst & Young Hua Ming LLP and Ernst & Young and other Ernst & Young member firms	Fees paid/payable RMB'000
Audit services <sup>(1)</sup>	5,760
Non-audit services <sup>(2)</sup>	10,266
Total	16,026

Notes:

- (1) The audit services include audit of financial reporting, audit of internal control, special audit, etc.
- (2) The non-audit services include tax advisory, internal control system construction advisory, comprehensive management advisory, rent verification, etc.

## JOINT COMPANY SECRETARIES

Mr. CHANG Zhujun and Ms. ZHANG Xiao acted as joint company secretaries of the Company. For the biography of Mr. CHANG Zhujun, please refer to the section headed “Profiles of Directors, Supervisors and Senior Management” of this annual report.

Ms. ZHANG Xiao, the vice president of SWCS Corporate Services Group (Hong Kong) Limited, was appointed as one of the joint company secretaries of the Company in August 2022. The key contact person between Ms. ZHANG Xiao and the Company is Mr. CHANG Zhujun. During the Reporting Period, Mr. CHANG Zhujun and Ms. ZHANG Xiao have both complied with Rule 3.29 of the Hong Kong Listing Rules by taking no less than 15 hours of the relevant professional training.

All Directors have access to the advice and services of the joint company secretaries on corporate governance and board practices related matters.

## SHAREHOLDERS' RIGHTS

To safeguard Shareholders' interests and rights, all resolutions put forward at general meetings will be voted on by poll pursuant to the Hong Kong Listing Rules and poll results will be posted on the websites of the Company and of the Hong Kong Stock Exchange after each general meeting.

### Convening Shareholders' General Meetings

An annual general meeting is required to be held once every year within six months following the end of the previous financial year. An extraordinary general meeting is required to be held within two months subsequent to the occurrence of any of the following:

- when the number of Directors is less than the minimum number required by the Company Law, or is less than two thirds of the number stipulated in the Articles of Association;
- when the unrecovered losses of the Company amount to one third of the total paid-up share capital;
- when Shareholders severally or jointly holding more than 10% Shares request in writing to hold such meeting;
- when the Board deems it necessary to convene the meeting;
- when the Supervisory Committee proposes to convene the meeting; and
- any other circumstances as stipulated by laws, administrative regulations, departmental rules, regulatory documents and relevant listing rules for stock exchanges where the Shares are listed or the Articles of Association.

## Corporate Governance Report

General meetings shall be presided over by the chairman of the Board. In the event that the chairman of the Board is incapable of performing or is not performing his/her duties, the meeting shall be presided over by the vice chairman of the Board. In the event that the vice chairman of the Board is incapable of performing or is not performing his/her duties, a Director jointly nominated by half or more of the Directors shall preside over the meeting.

A general meeting convened by the Supervisory Committee shall be chaired by the chairman of the Supervisory Committee. Where the chairman of the Supervisory Committee is incapable of performing or is not performing his/her duties, a supervisor jointly recommended by more than one half of the supervisors shall chair the meeting.

A general meeting convened by the Shareholders themselves shall be presided over by a representative elected by the convener. If for any reason, the Shareholder is unable to elect a representative as a presider to preside over the meeting, the Shareholder holding the most voting shares among the Shareholders (including shareholder proxy (other than HKSCC Nominees)) shall act as the preside to preside over the meeting.

### Putting Forward Proposals at General Meetings

Shareholders who individually or collectively hold over 3% of the Shares may submit written provisional proposals to the convener of the general meeting 10 days before the convening of the general meeting. The convener shall issue a supplemental notice of general meeting within 2 days upon receipt of the proposals and announce the contents of the proposals on the agenda.

The contents of such proposals shall fall with the functions and powers of the general meeting, shall feature definite topics and specific issues for resolution, and shall be in compliance with relevant requirements of laws, administrative regulations, relevant listing rules for stock exchanges where the Shares are listed and the Articles of Association.

For procedures of nomination of candidates for directorship by Shareholders, please refer to the Company's website ([www.ctgdutyfree.com.cn](http://www.ctgdutyfree.com.cn)).

### Putting Forward Enquiries to the Board

For putting forward any enquiries to the Board, Shareholders may supervise the operations of the Company, and to make suggestions and enquiries accordingly.

### Contact Details

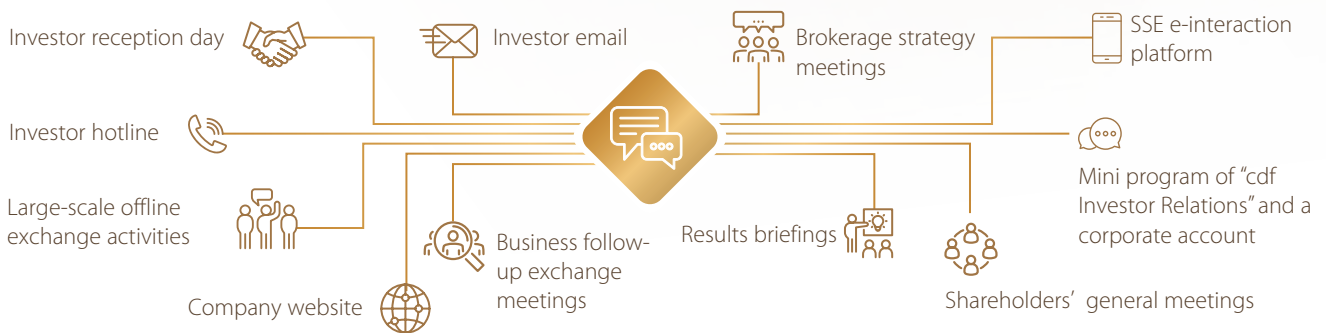
Shareholders may send their enquiries or requests as mentioned above to the Company at 16/F, Everbright Centre, 108 Gloucester Road, Wan Chai, Hong Kong (For the attention of the Board/Company secretary).

For the avoidance of doubt, Shareholder(s) must deposit and send the original duly signed written requisition, notice, statement, or enquiry (as the case may be) to the above address and provide their full name, contact details and identification in order to give effect thereto. Shareholders' information may be disclosed as required by law.

## SHAREHOLDERS' COMMUNICATION POLICY/INVESTOR RELATIONS

The Company considers that effective communication with Shareholders is essential for enhancing investor relations management and investor understanding of the Company's business performance and strategies. For this purpose, the Company has set up a website ([www.ctgdutyfree.com.cn](http://www.ctgdutyfree.com.cn)), where relevant latest information, the up-to-date state of the Company's business operation and development, the Company's financial information and corporate governance practices and other data are available to the public.

The Company endeavours to maintain an on-going dialogue with Shareholders and in particular, through annual general meetings and other general meetings. At the general meeting, Directors and senior management are available to meet Shareholders and answer their enquiries to help them understand the operations of the Company.



During the Reporting Period, the Company actively expanded the communication channels with investors, and maintained good communication and interaction with investors through various forms such as results briefings, operation tracking exchange meetings, investor reception day and large-scale offline exchange activities, and brokerage strategy meetings. In addition, the Company responded to investors' questions in a timely manner through the investor hotline, investor email and SSE e-interaction platform, and submitted reasonable suggestions to the management in a timely manner. The Company has also opened a WeChat public account and mini program of "cdf Investor Relations" to timely deliver the latest information and dynamics of the Company to investors.

The Company has in place a Shareholders' communication policy to ensure that Shareholders' views and concerns are appropriately addressed. The policy is regularly reviewed to ensure its effectiveness. The Board has reviewed the above policy, and believes that Shareholders have sufficient means and channels to express their opinions to the Company, and the Company's shareholders' communication policy was effectively implemented and executed during the Reporting Period.

## Changes to the Articles of Association

During the Reporting Period, the Company made amendments to the Articles of Association once. For details, please refer to the announcement of the Company dated January 4, 2023 and the circular of the Company dated January 9, 2023.

An up-to-date version of the Company's Articles of Association is also available on the Company's website and the HKEX's website.



## Corporate Governance Report

### Dividend Policy

The Company has adopted a policy on payment of dividends pursuant to the CG Code taking into consideration of various elements including but not limited to, the Company's profitability, operation and development plans, external financing environment, costs of capital, the Company's cash flows and other factors that the Directors may consider relevant. The policy sets out the factors in consideration, procedures, methods and intervals of the payment of dividends with an objective to provide the Shareholders with continuing, stable and reasonable returns on investment while maintaining the Company's business operation and achieving its long-term development goal.

The Company shall distribute profits in the form of cash, shares or a combination of cash and shares, and shall give priority to cash dividends when the conditions for cash dividends are met. The profit distribution plan of the Company shall be formulated by the general manager office of the Company and submitted to the Board for consideration. The Board shall fully discuss the rationality of the profit distribution plan and form a special resolution before submitting it to the general meeting for consideration and approval.

If the Company is profitable in the current year and the accumulated undistributed profit is positive and the actual distribution needs can be satisfied, the Company shall distribute dividends in cash. In any three consecutive accounting years, the accumulated profit to be distributed in cash by the Company shall not be less than 30% of the average annual distributable profit realized in such three years.



# DIRECTORS' REPORT

The Board is pleased to present this directors' report together with the audited consolidated financial statements of the Company during the Reporting Period.

## PRINCIPAL ACTIVITIES

The Company is a joint stock limited liability company established under the laws of the PRC on March 28, 2008. The Company completed its initial public offering and listing of its A Shares on the Main Board of the Shanghai Stock Exchange (stock code: 601888) in 2009. The Company completed its public offering and listing of its H Shares on the Main Board of the Hong Kong Stock Exchange, (stock code: 1880) on August 25, 2022. The Company is principally engaged in duty-free travel retail business, including wholesale and retail of duty-free products such as tobacco and wine, perfume and cosmetics, accessories, clothing and electronic products.

The activities and particulars of the Company's principal subsidiaries are shown under note 16 of notes to financial statements. An analysis of the Company's revenue and operating profit for the year ended December 31, 2023 by principal activities is set out in the section headed "Management Discussion and Analysis" in this annual report.

## BUSINESS REVIEW

A review of the Group's business during the year ended December 31, 2023, which includes a discussion of the principal risks and uncertainties faced by the Company, an analysis of the Company's performance using financial key performance indicators, particulars of important events affecting the Company during the year ended December 31, 2023, and an indication of likely future developments in the Company's business, could be found in the sections headed "Chairman's Statement", "Management Discussion and Analysis" and "Corporate Governance Report" in this annual report. The review and discussion form part of this Directors' Report.

## RESULTS AND DIVIDEND

The consolidated results of the Group during the Reporting Period are set out on pages 80 to 81 of this annual report.

The Board proposed to declare a final dividend of RMB1.65 (inclusive of tax) per share (representing an aggregate amount of RMB3,413.62 million (inclusive of tax) based on the total issued Shares of the Company as of the date of this annual report) for the year ended December 31, 2023.

The aforesaid dividend distribution proposed is subject to the consideration and approval at the annual general meeting of the Company ("AGM"). If the distribution proposal is approved at the AGM, it is expected that the final dividend for the year ended December 31, 2023 will be paid within 2 months after the AGM to the Shareholders. Please refer to 2023 AGM circular of the Company to be published on the HKEX's website for the details regarding the closure of the register of members of the Company and declaration and payment of dividends.

## FINANCIAL SUMMARY

A summary of the published results, assets and liabilities of the Group for the current financial year and the last four financial years is set out on page 9 of this annual report.

## PROPERTY, PLANT AND EQUIPMENT

Details of the movements in property and equipment of the Group during the Reporting Period are set out in notes 11, 12 and 13 of notes to financial statements on pages 130 to 136 of this annual report.

## Directors' Report

### ENVIRONMENTAL POLICIES AND PERFORMANCE

The Company is highly aware of the importance of environment protection and has not noted any material incompliance with all relevant laws and regulations in relation to its business including environmental protection, health and safety, workplace conditions, employment and the environment.

The Company has established detailed internal rules regarding environmental protection, in particular, the discharge of air, water and solid waste and noise control. During the year ended December 31, 2023, we did not incur any additional costs specifically attributable to environmental compliance.

Further details of the Company's environmental policies and performance will be disclosed in the 2023 environmental, social and governance report of the Company to be published.



### SHARE CAPITAL

Details of the movements in share capital of the Company during the Reporting Period are set out in note 28(c) of notes to financial statements on page 159 of this annual report.

### RESERVES

The amounts of the Group's reserves and the movements therein for the current and prior years are presented in the consolidated statement of changes in equity on pages 84 to 85 of this annual report. Details of the movement in the reserves of the Company during the Reporting Period is set out in note 28(a) of notes to financial statements on page 158 of this annual report.

### DISTRIBUTABLE RESERVES

As of December 31, 2023, the Company's distributable reserves, calculated in accordance with PRC rules and regulation, were RMB5,309.10 million.

### PURCHASE, SALE OR REDEMPTION OF THE COMPANY'S LISTED SECURITIES

Neither the Company nor any of its subsidiaries have purchased, sold or redeemed any of the Company's listed securities during the Reporting Period.

### PRE-EMPTIVE RIGHTS

There are no provisions for pre-emptive rights under the Articles of Association, or the laws of the PRC, which would oblige the Company to offer new Shares on a pro-rata basis to its existing Shareholders.

### USE OF NET PROCEEDS FROM OUR HONG KONG INITIAL PUBLIC OFFERING

The total net proceeds from the issue of new H Shares by the Company in its listing on the Hong Kong Stock Exchange amounted to approximately HK\$18,012.01 million, after deducting the underwriting commission and other estimated expenses payable by the Company in connection with the global offering of the Company. For the unutilized net proceeds of approximately HK\$11,304.51 million as at the end of the Reporting Period, the Company intends to use them in the same manner and proportions as described in the Prospectus and proposes to use the unutilized net proceeds in accordance with the expected timetable disclosed in the table below.

The amount of proceeds actually used by the Company during the Reporting Period, the unutilized net proceeds as at the end of the Reporting Period and the expected timeline for utilizing the remaining unutilized net proceeds are as follows:

Unit: million Currency: HK\$

	Net proceeds intended to be distributed according to the Prospectus	Proceeds utilized as at December 31, 2022	Actual use of proceeds during the Reporting Period	Net proceeds unutilized as at the end of the Reporting Period	Expected timeframe for utilizing the remaining unutilized net proceeds
To reinforce our domestic channels, including the construction of duty-free stores at traditional ports for entry and exit, the construction of key airport duty-free stores, the investment in city stores, the development of duty-paid travel retail projects at transportation hubs, etc.	9,805.78	1,764.81	1,891.72	6,149.25	To be utilized before end of 2027
To expand overseas channels, including the layout of stores in overseas cities, the layout in key overseas airports, the construction of cruise duty-free stores, the investment in mergers and acquisitions of overseas travel retail operators, etc.	3,493.65	767.09	–	2,726.56	To be utilized before end of 2027
To improve supply chain efficiencies, including the construction of distribution centers, the upgrading of supply chain and the reinforcement of upstream procurement system	2,096.19	–	232.91	1,863.28	To be utilized before end of 2027
To upgrade our information technology system and boost the digitalization construction	232.91	232.91	–	–	Fully utilized
For marketing and further improve our customer loyalty program	582.28	–	93.72	488.56	To be utilized before end of 2027
For working capital and other general corporate purposes	1,801.20	570.00	1,154.34	76.86	To be utilized before end of 2027
<b>Total</b>	<b>18,012.01</b>	<b>3,334.81</b>	<b>3,372.69</b>	<b>11,304.51</b>	

Notes:

- (1) The total net proceeds of HK\$18,012.01 million from the issuance of H Shares by the Company from its listing on the Hong Kong Stock Exchange consists of approximately HK\$15,892.25 million of net proceeds received prior to the exercise of the over-allotment option and the additional net proceeds of approximately HK\$2,119.76 million from the issue of over-allotment H Shares. Such over-allotment option was partially exercised on September 16, 2022.
- (2) The expected timeline for utilizing the remaining unutilized net proceeds is based on the best estimation of the future market conditions made by the Company with reference to the prevailing market conditions, which may change subject to the changes in market conditions from time to time.

## Directors' Report

### DIRECTORS

During the Reporting Period and up to the date of this annual report, the Board consists of the following Directors:

#### Executive Directors

Mr. WANG Xuan (*Chairman*)  
 Mr. CHEN Guoqiang (*Vice Chairman*)  
 Mr. LI Gang (*former Chairman*) (*appointed on February 2, 2023 and retired on October 14, 2023*)  
 Mr. PENG Hui (*former Chairman*) (*resigned on February 2, 2023*)

#### Independent Non-executive Directors

Mr. GE Ming  
 Mr. WANG Ying (*appointed on June 29, 2023*)  
 Mr. WANG Qiang (*appointed on June 29, 2023*)  
 Mr. ZHANG Rungang (*retired on June 29, 2023*)  
 Mr. WANG Bin (*retired on June 29, 2023*)  
 Ms. LIU Yan (*retired on June 29, 2023*)

### SUPERVISORS

During the Reporting Period and up to the date of this annual report, the Company has the following Supervisors:

Mr. LIU Defu (*Chairman*)  
 Ms. LI Hui  
 Ms. DOU Xiaoqiong

### BIOGRAPHICAL DETAILS OF THE DIRECTORS, THE SUPERVISORS AND THE SENIOR MANAGEMENT

Biographical details of the Directors, the Supervisors and the senior management of the Company as at the date of this annual report are set out on pages 29 to 33 in the section headed "Profiles of Directors, Supervisors and Senior Management" of this annual report.

On January 4, 2023, Mr. CHEN Guoqiang resigned as the president and Mr. WANG Xuan resigned as the executive vice president due to work adjustment. On the same day, as considered and approved by the Board, Mr. WANG Xuan was appointed as the president, Mr. CHANG Zhujun as the executive vice president and Mr. ZHOU Lingjun as the vice president. For details, please refer to the announcement of the Company dated January 4, 2023.

On February 2, 2023, Mr. PENG Hui resigned as an executive Director and the Chairman of the Board due to retirement. On the same day, the Board has approved the election of Mr. LI Gang and Mr. CHEN Guoqiang as the Chairman of the Board and the Vice Chairman of the Board, respectively. For details, please refer to the announcement of the Company dated February 2, 2023.

On June 29, 2023, each of Mr. ZHANG Rungang, Mr. WANG Bin and Ms. LIU Yan retired as an independent non-executive Director due to the expiration of their terms of office. On the same day, as considered and approved by the general meeting, Ms. WANG Ying and Mr. WANG Qiang were elected as the independent non-executive Directors of the Company. For details, please refer to the announcements of the Company dated April 27, 2023 and June 29, 2023.

On October 14, 2023, Mr. Li Gang, the chairman of the Board and an executive Director, passed away due to illness. For details, please refer to the announcement of the Company dated October 15, 2023. On October 19, 2023, as considered and approved by the Board, Mr. WANG Xuan was elected as the chairman of the Board. For details, please refer to the announcement of the Company dated October 19, 2023.

As disclosed in the announcement of the Company dated June 29, 2023, Ms. WANG Ying ceased to be an independent director of Piesat Information Technology Co., Ltd. (航天宏圖信息技術股份有限公司) (stock code: 688066.SH) since May 12, 2023. Ms. WANG Ying has been appointed as professor at the law school of Minzu University of China (中央民族大學) since January 2024.

Pursuant to Rule 13.51B of the Hong Kong Listing Rules, there is no other change in the information of Directors, Supervisors or the senior management of the Company except as disclosed in this annual report.

## **DIRECTORS' AND SUPERVISORS' SERVICE CONTRACTS**

The Company have entered into a contract with each of our Directors and Supervisors in respect of, among other things, (i) compliance of relevant laws and regulations; and (ii) observance of the Articles of Association.

Save as the above, none of the Directors or Supervisors has entered into any service contract with the Company or any of its subsidiaries, excluding contracts expiring or determinable by the Company within one year without payment of compensation, other than statutory compensation.

## **NON-COMPETE UNDERTAKINGS**

In order to avoid any potential competition between CTG, our Controlling Shareholder, and our Company, CTG had provided non-compete undertakings in favor of our Company in July 2016 and September 2016 (the "Non-compete Undertakings"), among which, the non-compete undertaking made in September 2016 has been fulfilled. Details of the Non-compete Undertakings are set out in the section headed "Relationship with Controlling Shareholder" in the Prospectus.

CTG confirmed that they have complied with the ongoing Non-compete Undertakings during the Reporting Period. The independent non-executive Directors have conducted such review for the Reporting Period and also reviewed the relevant undertakings and are satisfied that the Non-compete Undertakings have been fully complied with.

## **CONTRACT WITH CONTROLLING SHAREHOLDERS**

Save as disclosed in this annual report, no contract of significance was entered into between the Company or any of its subsidiaries and the Controlling Shareholders or any of their respective subsidiaries during the Reporting Period, and no contract of significance for the provision of services to the Company or any of its subsidiaries by the Controlling Shareholders or any of their respective subsidiaries was entered into during the Reporting Period.

## **DIRECTORS' AND SUPERVISORS' INTERESTS IN TRANSACTIONS, ARRANGEMENT OR CONTRACT OF SIGNIFICANCE**

No transaction, arrangement and contract of significance to the business of the Company which the Company or any of its subsidiaries was a party, and in which a Director or Supervisor or any entity connected with such a Director or Supervisor had a material interest, whether directly or indirectly, subsisted during the Reporting Period.

## Directors' Report

### COMPENSATION OF DIRECTORS, SUPERVISORS AND SENIOR MANAGEMENT

The remuneration of Directors, Supervisors and senior management is determined with reference to factors including the salaries paid by comparable companies, time commitment and responsibilities of the Directors, Supervisors and senior management, employment conditions of other positions in our Company and the desirability of performance-based remuneration. Remuneration is determined based on the principle of linkage between performance and remuneration, taking into account various aspects such as job responsibilities, comprehensive quality and results of performance appraisal.

The remuneration of the Directors and Supervisors who hold positions in the Shareholder entities shall be determined by the Shareholder entities in accordance with their relevant remuneration management system, and such Directors and Supervisors shall not receive remuneration from the Company. The remuneration of other Directors shall be approved by the general meeting after being considered by the Board. Employee representative Supervisors do not receive remuneration as Supervisors. The remuneration of senior management shall be proposed by the Remuneration and Evaluation Committee and determined by the Board. Senior management of the Company who concurrently serve as Directors shall not receive remuneration as Directors.

The remuneration of independent Directors of the Company comprises annual basic remuneration and meeting allowance. Annual basic remuneration is the basic remuneration for independent Directors to participate in the work of the Board, which is paid annually in accordance with the prescribed standards, while meeting allowance is a subsidy for independent Directors to participate in the meetings of the Board and special committees of the Board, which is paid monthly in accordance with the prescribed standards and the number of meetings attended.

Details of the Directors' and Supervisors' emoluments and emoluments of the five highest paid individuals in the Company are set out in notes 8 and 9 of notes to financial statements on pages 127 to 129 of this annual report.

For the Reporting Period, no emoluments were paid by the Company to any Directors, Supervisors or any of the five highest paid individuals as an inducement to join or upon joining the Company or as compensation for loss of office. None of the Directors or Supervisors has waived any emoluments for the year ended December 31, 2023.

Except as disclosed above, no other payments have been made or are payable, during the Reporting Period, by our Company to or on behalf of any of the Directors or Supervisors.

### DIRECTORS' INTERESTS IN COMPETING BUSINESS

For the year ended December 31, 2023, none of the Directors or their respective close associates (as defined in the Hong Kong Listing Rules) had any interest in a business that competed or was likely to compete, either directly or indirectly, with the business of the Company, other than being a Director of the Company and/or its subsidiaries.

## **CONTINUING DISCLOSURE OBLIGATIONS PURSUANT TO THE HONG KONG LISTING RULES**

Save as disclosed in this annual report, during the Reporting Period, the Company does not have any other disclosure obligations under Rules 13.20, 13.21 and 13.22 of the Hong Kong Listing Rules.

## **MANAGEMENT CONTRACTS**

No contract concerning the management and administration of the whole or any substantial part of the business of the Company was entered into by the Company or in existence during the Reporting Period.

## **EQUITY-LINKED AGREEMENTS**

During the Reporting Period, the Company has not entered into any equity-linked agreement.

## **MATERIAL LEGAL PROCEEDINGS**

The Company was not involved in any material legal proceeding during the Reporting Period.

## **LOAN AND GUARANTEE PROVIDED TO DIRECTORS, SUPERVISORS, SENIOR MANAGEMENT, CONTROLLING SHAREHOLDERS OF THE COMPANY OR THEIR RESPECTIVE CONNECTED PERSONS**

During the Reporting Period, the Company had not made any loan or provided any guarantee for loan, directly or indirectly, to the Directors, Supervisors and senior management of the Company, the Controlling Shareholders of the Company or their respective connected persons.

## **INTERESTS AND SHORT POSITIONS OF DIRECTORS, SUPERVISORS AND CHIEF EXECUTIVES IN SHARES, UNDERLYING SHARES AND DEBENTURES OF THE COMPANY OR ITS ASSOCIATED CORPORATIONS**

As at December 31, 2023, none of our Directors or Supervisors has any interest and/or short position in the Shares, underlying Shares and debentures of our Company or our associated corporations (within the meaning of Part XV of the SFO) which will be required to be notified to our Company and the Hong Kong Stock Exchange pursuant to Divisions 7 and 8 of Part XV of the SFO (including interest or short position which they were taken or deemed to have under such provisions of the SFO) or which will be required, pursuant to section 352 of the SFO, to be entered in the register referred to therein, or which will be required, pursuant to the Model Code for Securities Transactions by Directors of Listed Issuers as set out in Appendix C3 to the Hong Kong Listing Rules to be notified to our Company, once the Shares are listed on the Hong Kong Stock Exchange.

## Directors' Report

### INTERESTS AND SHORT POSITIONS OF SUBSTANTIAL SHAREHOLDERS IN THE SHARES AND UNDERLYING SHARES OF THE COMPANY

As at December 31, 2023, so far as it was known to the Directors or chief executive of the Company, the following persons (other than the Directors and chief executive of the Company) had interests and/or short positions in the Shares or underlying Shares which are required to be notified to the Company under Divisions 2 and 3 of Part XV of the SFO, or had interests or short positions in 5% or more of the respective type of Shares which were recorded in the register required to be kept by the Company under section 336 of the SFO:

Name of Shareholder	Nature of Interest	Number and class of Shares*	Approximate percentage of shares in relevant class of Shares	Approximate percentage of the Company's issued share capital
CTG <sup>(1)</sup>	Beneficial owner	1,040,642,690 A Shares (L)	53.30%	50.30%
Citigroup Inc.	Interest in controlled corporation	11,272,825 H Shares (L)	9.68%	0.54%
		1,395,106 H Shares (S)	1.19%	0.07%
	Approved lending agent	7,564,410 H Shares (P)	6.49%	0.37%
Canada Pension Plan Investment Board	Beneficial owner	10,601,100 H Shares (L)	9.11%	0.51%
Aggregate of abrdn plc affiliated investment	Investment manager	10,439,300 H Shares (L)	8.97%	0.50%
China State-Owned Enterprise Mixed Ownership Reform Fund Co., Ltd.	Beneficial owner	7,452,300 H Shares (L)	6.40%	0.36%
China Chengtong Holdings Group Co., Ltd. <sup>(2)</sup>	Interest in controlled corporation	7,452,300 H Shares (L)	6.40%	0.36%
JPMorgan Chase & Co.	Interest in controlled corporation, investment manager and security interest	7,387,637 H Shares (L)	6.34%	0.36%
		3,256,090 H Shares (S)	2.79%	0.16%
	Approved lending agent	3,558,542 H Shares (P)	3.05%	0.17%
GIC Private Limited	Investment manager	5,847,988 H Shares (L)	5.02%	0.28%
Brown Brothers Harriman & Co.	Approved lending agent	5,830,260 H Shares (L)	5.01%	0.28%
		5,830,260 H Shares (P)	5.01%	0.28%

\* (L)-Long position; (S)-Short position; (P)-Lending pool



Notes:

- (1) CTG is a state-owned enterprise under the control and supervision of the Central SASAC.
- (2) China Chengtong Holdings Group Ltd. holds 34.23% equity interest in China State-owned Enterprises Mixed Ownership Reform Fund Co., Ltd. By virtue of the SFO, China Chengtong Holdings Group Ltd. is deemed to be interested in the shares held by China State-owned Enterprises Mixed Ownership Reform Fund Co., Ltd.

Save as disclosed above, to the best knowledge of the Company, as at December 31, 2023, no person (other than the Directors and chief executives) had informed the Company that he/she had interests or short positions in the Shares or underlying Shares of equity derivatives of the Company which were required to be notified to the Company under Divisions 2 and 3 of Part XV of the SFO, or which were recorded in the register required to be kept by the Company under section 336 of the SFO, or held any interests or short position in 5% or more of the respective types of capital in issue of the Company.

## ARRANGEMENTS FOR PURCHASE OF SHARES OR DEBENTURES

None of the Company, its holding company or any of its subsidiaries has entered into any arrangement at any time during the Reporting Period to the date of this annual report, so that the Directors would benefit from the purchase of Shares or debt securities (including debentures) of the Company or any other body corporate.

## MAJOR SUPPLIERS AND CUSTOMERS

During the Reporting Period, the Company's largest customer accounted for 0.04% of the Company's total revenue. The Company's five largest customers accounted for 0.14% of the Company's total revenue. The Company did not rely on any single customer during the Reporting Period.

During the Reporting Period, the Company's largest supplier accounted for 14.16% of the Company's total purchase. The Company's five largest suppliers accounted for 44.22% of the Company's total purchase. The Company did not rely on any single supplier during the Reporting Period.

None of the Directors and Supervisors or any of their close associates (as defined under the Hong Kong Listing Rules) or any Shareholders (which, to the best knowledge of the Directors, owns more than 5% of the Company's issued share capital) has any beneficial interest in the Company's five largest suppliers or the Company's five largest customers.

## Directors' Report

### TAX RELIEF AND EXEMPTION OF DIVIDEND INCOME OF HOLDERS OF LISTED SECURITIES

#### A Shareholders

##### (1) Individual Investors and Securities Investment Funds

Pursuant to the provisions of the Notice on Issues Concerning the Implementation of Differentiated Individual Income Tax Policies on Dividends and Bonuses of Listed Companies (Cai Shui [2012] No. 85) 《關於實施上市公司股息紅利差別化個人所得稅政策有關問題的通知》(財稅[2012]85號) and the Notice on Issues Concerning the Differentiated Individual Income Tax Policies on Dividends and Bonuses of Listed Companies (Cai Shui [2015] No. 101) 《關於上市公司股息紅利差別化個人所得稅政策有關問題的通知》(財稅[2015]101號) issued by the Ministry of Finance (財政部), the State Administration of Taxation (國家稅務總局) and the China Securities Regulatory Commission (中國證監會), for dividends and bonuses received by investors from listed companies, from the date when the investors obtain the shares of the companies to the record date, if the holding period exceeds one year, the individual income tax shall be temporarily exempted. If the holding period does not exceed one year (including one year), the listed companies shall not withhold and pay the individual income tax for the time being, and shall make the following adjustments when the investors transfer the shares in accordance with the requirements of the above notices: if the holding period is within 1 month (inclusive), the full amount of the dividends and bonuses shall be included in the taxable income and the actual tax liabilities shall be 20%; if the holding period is more than 1 month but less than 1 year (inclusive), 50% of the dividends and bonuses shall be included in the taxable income and the actual tax liabilities shall be 10%.

##### (2) Qualified Foreign Institutional Investors (QFII) Shareholders

For Qualified Foreign Institutional Investors (QFII), according to the Notice of the State Administration of Taxation on the Issues Concerning Withholding and Payment of Enterprise Income Tax on the Dividends, Bonuses and Interests Paid by Chinese Resident Enterprises to QFII (Guo Shui Han [2009] No. 47) 《國家稅務總局關於中國居民企業向QFII支付股息、紅利、利息代扣代繳企業所得稅有關問題的通知》(國稅函[2009]47號), listed companies shall withhold and pay enterprise income tax at a rate of 10%. QFII shareholders who wish to enjoy tax benefits under tax treaties (arrangements) for the dividend or bonus income received may apply to the competent tax authorities for tax rebates in accordance with the relevant regulations after receiving such dividends or bonuses.

##### (3) Shanghai-Hong Kong Stock Connect Investors

According to the Notice of the Ministry of Finance, the State Administration of Taxation, and the China Securities Regulatory Commission on the Tax Policies Related to the Pilot Programme of the Shanghai-Hong Kong Stock Connect (Cai Shui [2014] No. 81) 《財政部國家稅務總局證監會關於滬港股票市場交易互聯互通機制試點有關稅收政策的通知》(財稅[2014]81號), for dividend and bonus income received by investors (including enterprises and individuals) in the Hong Kong market from investing in A shares listed on the SSE, before Hong Kong Securities Clearing Company Limited is able to provide the identity, holding period and other detailed information of the investors to China Securities Depository and Clearing Corporation Limited, the differentiated tax policies based on the holding period of shares shall not be implemented for the time being. Listed companies shall withhold income tax at the rate of 10% and make withholding declaration to their competent tax authorities. For Hong Kong investors who are tax residents of other countries and whose country of domicile is a country which has entered into a tax treaty with the PRC stipulating a dividend and bonus tax rate of lower than 10%, such enterprises and individuals may apply to the competent tax authorities of the Company for the entitlement of the rate under such tax treaty. Upon approval by the competent tax authorities, the paid amount in excess of the tax payable based on the tax rate according to such tax treaty shall be refunded.

#### (4) Other Institutional Investors and Corporate Shareholders

The Company shall not withhold the enterprise income tax, and the taxpayer shall make its own judgment as to whether it should pay the local enterprise income tax in accordance with the provisions of the tax law.

### H Shareholders

#### (1) Individual Investors

Pursuant to the Notice of the State Administration of Taxation on Issues Concerning Individual Income Tax Collection and Management after the Repeal of Guo Shui Fa [1993] No. 045 (Guo Shui Han [2011] No. 348) 《國家稅務總局關於國稅發[1993]045號文件廢止後有關個人所得稅徵管問題的通知》(國稅函[2011]348號), dividend and bonus income received by overseas resident individual shareholders from the issuance of shares in Hong Kong by domestic non-foreign invested enterprises shall be subject to the payment of individual income tax according to the item of "interest, dividend and bonus income", which shall be withheld by the withholding agents according to the law. The overseas resident individual shareholders who hold the shares issued by domestic non-foreign invested enterprises in Hong Kong are entitled to the relevant preferential tax treatment pursuant to the provisions in the tax treaties signed between the countries where they reside and the PRC and the tax arrangements between the Mainland China and Hong Kong (Macau SAR). The relevant dividend tax rate under the relevant tax treaties and tax arrangements is generally 10%. For the purpose of simplifying tax administration, domestic non-foreign invested enterprises issuing shares in Hong Kong may, when distributing dividends and bonuses, generally withhold individual income tax at the rate of 10%, and are not obligated to file an application. If the tax rate for dividends is not equal to 10%, the following provisions shall apply: (1) for residents from countries under treaties to be entitled to tax rates lower than 10%, in accordance with the Administrative Measures for Non-resident Taxpayers to Enjoy Treatments under Tax Treaties (Announcement of the State Administration of Taxation [2019] No. 35) 《非居民納稅人享受協定待遇管理辦法》(國家稅務總局公告2019年第35號), if the individual H shareholders are residents from countries which have entered into a tax treaty with the PRC stipulating a dividend tax rate lower than 10%, such individual H shareholders shall voluntarily submit statements to the companies in order to enjoy the agreed treatment, and keep relevant materials for inspection. If the information provided is complete, the companies shall withhold the tax in accordance with the provisions of the PRC tax laws and treaties; (2) for residents of countries which have entered into tax treaties with the PRC stipulating a tax rate of more than 10% but less than 20%, the withholding agents shall withhold the individual income tax at the agreed effective tax rate when distributing dividends and bonuses, and are not obligated to file an application for approval; (3) for residents of countries without tax treaties or under other circumstances, the withholding agents shall withhold the individual income tax at a rate of 20% when distributing dividends and bonuses.

Pursuant to the Arrangement between the Mainland of China and the Hong Kong Special Administrative Region for the Avoidance of Double Taxation and the Prevention of Fiscal Evasion with respect to Taxes on Income (Guo Shui Han [2006] No. 884) 《內地和香港特別行政區關於對所得避免雙重徵稅和防止偷漏稅的安排》(國稅函[2006]884號) signed on August 21, 2006, the PRC government may impose tax on dividends payable by a PRC company to a Hong Kong resident, but such tax shall not exceed 10% of the gross amount of dividends payable, and in the case where a Hong Kong resident holds at least 25% of the equity interests in the PRC company, such tax shall not exceed 5% of the gross amount of dividends payable by the PRC company.

## Directors' Report

Pursuant to the Notice of the Ministry of Finance, the State Administration of Taxation and the China Securities Regulatory Commission on the Tax Policies Related to the Pilot Programme of the Shanghai-Hong Kong Stock Connect (Cai Shui [2014] No. 81) and the Notice on the Tax Policies Related to the Pilot Programme of the Shenzhen-Hong Kong Stock Connect (Cai Shui [2016] No. 127) 《關於深港股票市場交易互聯互通機制試點有關稅收政策的通知》(財稅[2016]127號), for dividends and bonuses received by domestic individual investors from investing in H shares listed on the Hong Kong Stock Exchange through Shanghai-Hong Kong Stock Connect or Shenzhen-Hong Kong Stock Connect, the H-share companies shall withhold individual income tax at the rate of 20%.

### (2) Enterprises

Pursuant to the Enterprise Income Tax Law of the People's Republic of China 《中華人民共和國企業所得稅法》 and the Implementation Rules of the Enterprise Income Tax Law of the People's Republic of China 《中華人民共和國企業所得稅法實施條例》, which came into effect on January 1, 2008, a non-resident enterprise is subject to a 10% enterprise income tax on PRC-sourced income, if it does not have an establishment or place of business in the PRC, or has an establishment or place of business but the dividends and bonuses received have no actual connection with such establishment or place of business. Such withholding tax may be reduced or exempted pursuant to an applicable double taxation avoidance treaty. Any H Shares registered in the name of non-individual shareholders, including HKSCC Nominees Limited, other nominees or trustees, other organizations or groups, shall be deemed as Shares held by non-resident enterprise Shareholders. The Company will distribute the final dividend to such non-individual Shareholders after withholding enterprise income tax at the rate of 10%.

Pursuant to the Notice of the State Administration of Taxation on the Issues Concerning Withholding and Paying the Enterprise Income Tax on the Dividends Paid by Chinese Resident Enterprises to H Shareholders Which Are Overseas Non-resident Enterprises (Guo Shui Han [2008] No. 897) 《關於中國居民企業向境外H股非居民企業股東派發股息代扣代繳企業所得稅有關問題的通知》(國稅函[2008]897號), a PRC resident enterprise, when distributing dividends for 2008 and for the years thereafter to H shareholders who are overseas non-resident enterprises, shall withhold and pay enterprise income tax at a uniform rate of 10%.

For dividends and bonuses received by domestic securities investment funds from investing in shares listed on the Hong Kong Stock Exchange through Shanghai-Hong Kong Stock Connect or Shenzhen-Hong Kong Stock Connect, individual income tax shall be levied in accordance with the Notice of the Ministry of Finance, the State Administration of Taxation and the China Securities Regulatory Commission on the Tax Policies Related to the Pilot Programme of the Shanghai-Hong Kong Stock Connect (Cai Shui [2014] No. 81) and the Notice on the Tax Policies Related to the Pilot Programme of the Shenzhen-Hong Kong Stock Connect (Cai Shui [2016] No. 127). For dividend and bonus income received by domestic enterprise investors from investing in shares listed on the Hong Kong Stock Exchange through Shanghai-Hong Kong Stock Connect or Shenzhen-Hong Kong Stock Connect, the H-share companies shall not withhold income tax on dividends and bonuses, and the enterprises shall report and pay the income tax themselves.

For the non-resident enterprise Shareholders of the Company, pursuant to the provisions of the Enterprise Income Tax Law of the People's Republic of China amended in 2018 and the Implementation Rules of the Enterprise Income Tax Law of the People's Republic of China amended in 2019 (hereinafter collectively referred to as the "Enterprise Income Tax Law"《企業所得稅法》) and other relevant laws and regulations, from January 1, 2008, where a PRC domestic enterprise distributes dividends to non-resident enterprise shareholders (i.e. legal person shareholders) for accounting periods beginning on January 1, 2008, the enterprise income tax shall be withheld and paid by the payer as the withholding agent. Therefore, the Company is required to withhold and pay 10% enterprise income tax when it distributes the 2023 final dividend to non-resident enterprise holders of H Shares whose names appear on the register of members of the Company on the record date. In respect of all H Shareholders whose names appear on the H Share register of members as at the record date who are not registered as individuals (including HKSCC Nominees Limited, other corporate nominees or trustees, and other entities or organisations, which are all considered as non-resident enterprise shareholders), the Company shall distribute the 2023 final dividend after deducting 10% income tax.

Shareholders shall pay relevant taxes and/or enjoy tax relief in accordance with the above provisions.

## HUMAN RESOURCES

The Group had 16,789 full-time employees as at December 31, 2023, among which, 55.3% are female and 44.7% are male. Our Company enters into written employment agreements with our direct employees to specify the employee's position, responsibilities, remuneration, benefits and grounds of termination pursuant to relevant labor laws and regulations. We also have employees under labor dispatch agreements.

The compensation package of the Group includes fixed pay and variable pay. Remuneration of the employees includes salary, bonus, awards and allowance elements. Fixed pay takes into full account the value of the employee's position, personal ability and work experience. Variable pay is associated with corporate performance, department performance and individual performance appraisal results. We also provide our employees with welfare benefits in accordance with applicable regulations and our internal policies.

The Group's training takes strategic development as core and is committed to establishing a comprehensive talent development and training mechanism, thus promoting construction of talent. Through integration of online and offline training modes, such training energizes the learning motivation and creates a good learning environment, providing talent guarantee for the long-term stable development of the Company in the future. In 2023, a total of approximately 1,520 key training programs were carried out, inviting 148,000 participants. 547,000 training hours were completed, representing an average of 32.8 training hours per capita.

For middle to top level management, we organized a series of special lectures focusing on hot topics such as the international and domestic political and economic situation, business innovative mindset, strategic thinking and customer service, with a view to broadening the knowledge horizon and enhancing the strategic mindset and innovation awareness of senior management.

For new joiners, we organized new employee training to deeply introduce the duty-free industry, the Company's development history and key business overview, and helped new employees quickly integrate into the Company. The Company attached great importance to the training of young talents, and continued to carry out management trainee training programs. In the form of "job rotation + subject research", the Company accelerated the growth of young talents and improved the core competitiveness of the organization.

We continued to build a team of internal lecturers. Through a series of teaching activities of "excellent teachers and excellent courses", the Company organized internal lecturers to give lectures on product knowledge, sales skills, office skills and other topics, so as to improve the comprehensive ability of internal lecturers through training.

The Group fully utilized the online training platform "China Duty-Free School" for all employees. The continuous improvement of the online courses provided abundant resources for employees to enrich their professional knowledge and improve their business capabilities. In 2023, we have delivered 25 course topics and 15 live broadcast training sessions, inviting over 410,000 participants and representing an average of approximately 7.5 hours per capita. The login rate of the learning platform reached 90%.

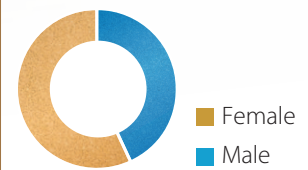
The Group has also built a learning brand of "China Duty Free Pioneer Lecture", inviting experts and scholars with certain social influence in different fields such as politics, economy, history and culture to conduct in-depth elaboration, helping cadres and employees deeply learn and grasp the new concepts, new ideas and new strategies, understand the spirit and broaden their horizons. In 2023, a total of 4 sessions were held, with more than 3,800 participants and 15,000 hours completed.



The Group had

**16,789** full-time employees

among which, **55.3%** are female and **44.7%** are male



In 2023, the Group carried out approximately

**1,520** key training programs

inviting

**148,000** participants

completed

**547,000** training hours

Average training hours per capita

**32.8** training hours

## Directors' Report

### RETIREMENT BENEFITS SCHEME

The employees of the Company's subsidiaries in the PRC are required to contribute a certain percentage of their payroll to the retirement benefits schemes to fund the benefits. The Group is obliged to make specified contributions to the retirement benefit scheme.

Details of the pension obligations of the Company are set out in note 6(b) of notes to financial statements in this annual report.

During the Reporting Period, no forfeited contributions had been used by the Company to reduce the existing level of contributions.

### CONNECTED TRANSACTIONS

The Company has conducted the below partially-exempted or non-exempt continuing connected transactions during the year ended December 31, 2023.

#### Services Procurement Framework Agreement

We have entered into a Services Procurement Framework Agreement with CTG on August 11, 2022 for a term commencing from the Listing Date until December 31, 2024. Under the Services Procurement Framework Agreement, based on our actual operational needs, we procure property management, transportation, ticketing, promotional, IT support and other miscellaneous services from members of the CTG. The relevant parties will enter into separate agreements to set out the specific terms and conditions of the services procured according to the principles and within the parameters provided for under the Services Procurement Framework Agreement. CTG is our Controlling Shareholder, hence CTG is a connected person of the Company. Accordingly, transactions between the Company and CTG constitute connected transactions of the Company under Chapter 14A of the Hong Kong Listing Rules.

#### Pricing

- Property management services: Fees for property management services are generally charged on a per-interval or per-unit basis, as determined by both parties through arm's length negotiations with reference to: (i) historical fee rates; (ii) floor area of our properties; and (iii) cost of the relevant services.
- Transportation services: Fees for transportation services are generally charged on a per-unit basis, as determined by both parties through arm's length negotiations with reference to: (i) transportation distances; (ii) number of passengers; and (iii) frequency of transportation.
- Ticketing services: Fees for ticketing services are generally charged on a per-unit basis, as determined by both parties through arm's length negotiations on a cost-plus basis with reference to the cost of the relevant tickets.
- Promotional services: Fees for promotional services are generally charged based on the frequency and/or amount of spending of relevant customers, as determined by both parties through arm's length negotiations.
- IT support services: Fees for IT support services are generally charged with reference to the amount of relevant costs and/or revenue generated, as determined by both parties through arm's length negotiations.

## Reasons for Transactions

When we procure such services in our ordinary and usual course of business, we select the most suitable service providers among those available for selection, which comprise connected persons and independent third parties, taking into account their fees, payment terms, experience, quality of services and other factors. We had selected members of CTG as our service providers during the Reporting Period in light of the suitability of the services they offered, the quality of their services and their experience in providing these services.

## Historical Amount during the Reporting Period

For the year ended December 31, 2023, the transaction amount with respect to the continuing connected transactions under the Services Procurement Framework Agreement was RMB160.08 million.

## Annual Caps

Our proposed annual caps for the years ending December 31, 2022, 2023 and 2024 transactions under the Services Procurement Framework Agreement will be RMB128.8 million, RMB180.7 million and RMB200.0 million, respectively.

## Financial Services Agreement

We have entered into a Financial Services Agreement with CTG Finance on June 9, 2022 for a term of three years commencing from June 9, 2022 to June 8, 2025, pursuant to which, CTG Finance provides us with certain financial services, including deposit, loan, settlement and other financial services. The annual caps for the Deposit Services under the Financial Services Agreement were renewed to June 8, 2025 upon the approval at the annual general meeting of the Company held on June 29, 2023. For further details of the Deposit Services and the renewal of the annual caps of the Deposit Services, please refer to the circular of the Company dated June 8, 2023. CTG Finance is a subsidiary of CTG, our Controlling Shareholder, and hence an associate of CTG and a connected person of the Company. Accordingly, the transactions between the Company and CTG Finance constitute connected transactions of the Company under Chapter 14A of the Hong Kong Listing Rules.

## Pricing

### 1. Deposit Services

Interest rates applicable to the Group for its deposits with CTG Finance shall not be lower than the interest rates offered by major commercial banks for similar services during the same period and shall not be lower than interest rates offered by CTG Finance to other members of the CTG Group for similar services during the same period.

### 2. Loan Services

Interest rates applicable to the Group for loans granted by CTG Finance shall not be higher than the interest rates offered by major commercial banks for similar loans during the same period and shall not be higher than interest rates offered by CTG Finance to other members of the CTG Group for similar loans during the same period.

Service fees charged by CTG finance and applicable to the Group for other loan services (except loans) shall not be higher than the service fees offered by major commercial banks for similar services during the same period and shall not be higher than service fees offered by CTG Finance to other members of the CTG Group for similar services during the same period.

## Directors' Report

### 3. Settlement Services and Other Financial Services

CTG Finance shall not charge the Group any fees for provision of settlement and other financial services.

### 4. Cross-Border Cash Pooling Services

Service fees applicable to the Group for cross-border transmission and utilization of funds in currencies through the cross-border RMB and foreign currencies cash pooling of CTG Finance shall not be higher than the service fees offered by major commercial banks for similar services during the same period or and shall not be higher than service fees offered by CTG Finance to other members of the CTG Group for similar services during the same period.

Considering the close relationship between the Group and CTG Finance, CTG Finance has confirmed that it will not charge the Group any fees for the provision of cross-border cash pooling services for the Remaining Period.

### 5. Foreign Exchange Settlement and Sales Services

The exchange rate for the real-time foreign exchange settlement and sales business applicable to the Group shall be the latest quote obtained from the interbank foreign exchange market. CTG Finance shall not charge the Group any additional fee arising from exchange rate difference or handling fee.

## Reasons for the Transaction

The non-banking financial business of CTG Finance is part of the national financial system, and is subject to continuing and strict regulation by the national regulatory authorities, including the PBOC and the CBIRC. CTG Finance provides financial services in accordance with and in compliance of the rules and operational requirements promulgated by these regulatory authorities including complying with capital risk guidelines and maintaining requisite capital adequacy ratios at all times. The regulation of non-bank finance companies by the CBIRC is more stringent than the regulation of commercial banks in the PRC in certain aspects, such as the requirement for finance companies to have a higher capital adequacy ratio. Pursuant to the Financial Services Agreement, the interest rates applicable to the Group for its deposits with CTG Finance shall not be lower than the interest rates offered by major commercial banks for similar services during the same period or interest rates offered by CTG Finance to other members of the CTG Group for similar services during the same period. The Financial Services Agreement further specifies that the pricing of the financial services provided by CTG Finance to the Group shall be determined with reference to the rate and fee standards promulgated by the PBOC or the CSRC and/or shall not be higher than the financial services rates or fees available from major commercial banks for the same period and nature. Through the Group's comparative pricing mechanism, CTG Finance is able to provide the Group with a more competitive interest rate as compared to other major commercial banks. Taking into account the agreements entered into between the Group and major commercial banks in the PRC, the interest rates provided by CTG Finance are generally more favourable than those provided by other major commercial banks. The Company therefore considers that the arrangements under the Financial Services Agreement would facilitate the Group to enrich deposits channels, increase deposit yield, reduce finance costs and risks, accelerate the turnover of capital and reduce trading costs and expenses, thus enhancing the profitability of the Group.

CTG Finance has been providing financial services to the Group under the Financial Services Agreement and has a thorough understanding of the industry, capital structure, business operations, capital requirements and cash flow patterns and development needs of the Group. Accordingly, it is expected that CTG Finance will deliver expedient and efficient service in terms of processing transaction for the Group than other major commercial banks given the close relationships between CTG Finance and the Group.



## Historical Amounts during the Report Period

For the year ended December 31, 2023, the maximum daily deposit balance placed with CTG Finance in respect of the Deposit Services and the interest income from Deposit Services were RMB9,924.55 million and RMB72.64 million, respectively.

## Annual Caps

The annual caps for the Deposit Services under the Financial Services Agreement are set out below:

	From August 25, 2022 to June 29, 2023 (RMB million)	From June 29, 2023 to December 31, 2023 (RMB million)	For the year ending December 31, 2024 (RMB million)	From January 1, 2025 to June 8, 2025 (RMB million)
Maximum daily deposit balance placed with CTG Finance in respect of the Deposit Services	10,000	18,000	18,000	18,000
	From January 1, 2023 to June 29, 2023 (RMB million)	From June 29, 2023 to December 31, 2023 (RMB million)	For the year ending December 31, 2024 (RMB million)	From January 1, 2025 to June 8, 2025 (RMB million)
Interest income from Deposit Services	105.0	244.0	660.0	275.0

## Review by and Confirmation of Independent Non-executive Directors

The independent non-executive Directors have reviewed the above continuing connected transactions, and confirmed that such transactions were carried out in the ordinary and usual course of business of the Group and made on normal commercial terms. The terms of such transactions are fair and reasonable so far as the independent shareholders, and in the interests of the Company and its shareholders as a whole.

## Directors' Report

### Review by and Confirmation of External Auditor of the Company

In accordance with Hong Kong Standard on Assurance Engagements 3000 (Revised), "Assurance Engagements Other than Audits or Reviews of Historical Financial Information" and with reference to Practice Note 740 (Revised), "Auditor's Letter on Continuing Connected Transactions under the Hong Kong Listing Rules" issued by the HKICPA, Ernst & Young, the auditor of the Company, has sent a letter to the Board of the Company based on its review of the above-mentioned continuing connected transactions, expressing the following opinions in respect of the disclosed continuing connected transactions:

- a. nothing has come to their attention that causes them to believe that the disclosed continuing connected transactions have not been approved by the Company's board of directors.
- b. for transactions involving the provision of goods or services by the Group, nothing has come to their attention that causes them to believe that the disclosed continuing connected transactions were not, in all material respects, in accordance with the pricing policies of the Group.
- c. nothing has come to their attention that causes them to believe that the disclosed continuing connected transactions were not entered into, in all material respects, in accordance with the relevant agreements governing such transactions.
- d. with respect to the aggregate amount of each of the continuing connected transactions set out in the attached list of continuing connected transactions, nothing has come to their attention that causes them to believe that the disclosed continuing connected transactions have exceeded the annual cap as set by the Company.

### RELATED PARTY TRANSACTIONS

Details of the related party transactions of the Group for the Reporting Period are set out in note 30 of notes to financial statements contained herein.

The related party transactions disclosed in note 30(b) of notes to financial statements were not regarded as connected transactions or were exempt from reporting, announcement and shareholders' approval requirements under the Hong Kong Listing Rules.

### SUFFICIENCY OF PUBLIC FLOAT

According to the information that is publicly available to the Company and within the knowledge of the Board, as at the date of this annual report, the Company has maintained the public float as required under the Hong Kong Listing Rules.

### INDEMNITY OF DIRECTORS

A permitted indemnity provision (as defined in the Hong Kong Companies Ordinance) in relation to the director's, supervisor's and senior management's liability insurance is currently in force and was in force during the Reporting Period.

### DONATIONS

During the Reporting Period, the Group made donation a total amount of RMB13.37 million. The Company donated assistance funds of RMB13.31 million to Menglian County and Ximeng County, Yunnan Province. Hainan Provincial Duty Free Co., Ltd., a subsidiary of the Company, donated assistance funds of RMB60,000 to Fuxu Village, Baisha Li Autonomous County, Hainan Province.

## AUDITOR

Since the Listing Date, KPMG Huazhen LLP and KPMG have acted as auditors of the Company and were responsible for auditing the consolidated financial statements of the Group for the financial year of 2022.

As disclosed in the announcements dated June 5, 2023 and June 29, 2023, upon the approval of the general meeting, KPMG Huazhen LLP and KPMG retired as the domestic and international auditors of the Company, respectively, at the conclusion of the 2022 annual general meeting, and Ernst & Young Hua Ming LLP and Ernst & Young were appointed as the domestic and international auditors of the Company for 2023, respectively, with a term ending on the date of the next annual general meeting of the Company. The consolidated financial statements for the Reporting Period have been audited by Ernst & Young, Certified Public Accountants.

## COMPLIANCE WITH LAWS AND REGULATIONS

During the Reporting Period, the Company is in compliance with the relevant laws and regulations that have a significant impact on the Company.

## EVENTS AFTER THE REPORTING PERIOD

Save as disclosed in this annual report and note 33 of notes to financial statements, no events after the Reporting Period need to be brought to the attention of the Shareholders.

On behalf of the Board

Mr. WANG Xuan

*Chairman*

Beijing, the PRC, March 27, 2024

# INDEPENDENT AUDITOR'S REPORT

Independent auditor's report

**To the shareholders of China Tourism Group Duty Free Corporation Limited**

*(Incorporated in the People's Republic of China with limited liability)*

## OPINION

We have audited the consolidated financial statements of China Tourism Group Duty Free Corporation Limited (the "Company") and its subsidiaries (the "Group") set out on pages 80 to 176, which comprise the consolidated statement of financial position as at 31 December 2023, and the consolidated statement of profit or loss and other comprehensive income, the consolidated statement of changes in equity and the consolidated statement of cash flows for the year then ended, and notes to the consolidated financial statements, including material accounting policy information.

In our opinion, the consolidated financial statements give a true and fair view of the consolidated financial position of the Group as at 31 December 2023, and of its consolidated financial performance and its consolidated cash flows for the year then ended in accordance with International Financial Reporting Standards ("IFRSs") issued by the International Accounting Standards Board ("IASB") and have been properly prepared in compliance with the disclosure requirements of the Hong Kong Companies Ordinance.

## BASIS FOR OPINION

We conducted our audit in accordance with Hong Kong Standards on Auditing ("HKSA") issued by the Hong Kong Institute of Certified Public Accountants ("HKICPA"). Our responsibilities under those standards are further described in the *Auditor's responsibilities for the audit of the consolidated financial statements* section of our report. We are independent of the Group in accordance with the HKICPA's *Code of Ethics for Professional Accountants* (the "Code"), and we have fulfilled our other ethical responsibilities in accordance with the Code. We believe that the audit evidence we have obtained is sufficient and appropriate to provide a basis for our opinion.

## KEY AUDIT MATTERS

Key audit matters are those matters that, in our professional judgement, were of most significance in our audit of the consolidated financial statements of the current period. These matters were addressed in the context of our audit of the consolidated financial statements as a whole, and in forming our opinion thereon, and we do not provide a separate opinion on these matters. For each matter below, our description of how our audit addressed the matter is provided in that context.

We have fulfilled the responsibilities described in the *Auditor's responsibilities for the audit of the consolidated financial statements* section of our report, including in relation to these matters. Accordingly, our audit included the performance of procedures designed to respond to our assessment of the risks of material misstatement of the consolidated financial statements. The results of our audit procedures, including the procedures performed to address the matters below, provide the basis for our audit opinion on the accompanying consolidated financial statements.

**KEY AUDIT MATTERS (continued)**

Impairment provision for inventories	
Key audit matter	How the matter was addressed in our audit
<p>As at 31 December 2023, the carrying amount of inventories of the Group was RMB21,573 million, of which provisions for impairment amounting to RMB516 million. The inventories of the Group are mainly duty-free goods, including tobacco, alcohol, perfumes, cosmetics and luxury goods. Inventories are stated at the lower of cost and net realisable value.</p> <p>The Group estimates the selling price based on an inventory ageing analysis, sales data of different types of merchandise and existing inventory status. The provision for inventories is calculated based on the net realisable value, which is the amount of the estimated selling price less the estimated selling and distribution expenses and relevant taxes.</p> <p>We identified the impairment provision for inventories as a key audit matter due to the significant balance of inventories and significant management judgements and estimates involved in determining the valuation of inventories.</p> <p>Related disclosures are included in note 2(n), note 3 and note 19 to the consolidated financial statements.</p>	<p>Our audit procedures for assessing the impairment provision for inventories included the following:</p> <ul style="list-style-type: none"> <li>• understanding and evaluating the design, implementation and operating effectiveness of key internal controls over the impairment provision for inventories;</li> <li>• understanding and assessing whether the Group's policy on impairment provision for inventories was consistent with the prevailing accounting standards and consistently applied. Recalculating the impairment provision for inventories based on the inventory ageing and other information in the Group's inventory provision policy at the end of the reporting period;</li> <li>• attending inventory count at the end of the reporting period, on a sampling basis, performing sample counts and evaluating the quantity and condition of the inventories at the end of the reporting period by checking the quantities and observing the condition of the selected inventories;</li> <li>• assessing, with the assistance of our internal IT specialists, the design, implementation and operating effectiveness of IT application controls, including access to modify the inbound date of an inventory, and the logic for automatic generation of an inventory ageing report;</li> <li>• selecting inventories and performing a retrospective review on the Group's inventory provision policy by analysing the actual sales of inventories during the year which were impaired in the previous year, and the sales of inventories that were impaired after the end of the reporting period. Evaluating the inventory turnover rate by comparing with that in the previous year, and inquiring with management on any unusual changes identified; and</li> <li>• assessing the disclosures in the consolidated financial statements in respect of the impairment provision for inventories.</li> </ul>

## Independent auditor's report

**KEY AUDIT MATTERS (continued)**

Impairment of goodwill	
Key audit matter	How the matter was addressed in our audit
<p>As at 31 December 2023, the carrying amount of goodwill of the Group was RMB822 million, which is mainly relating to the acquisition of Sunrise Duty Free (Shanghai) Co. Ltd. ("Sunrise Shanghai") in 2018.</p> <p>Management performs impairment test on goodwill annually or if events or changes in circumstances indicate that the carrying value may be impaired and compares the recoverable amount with the carrying value of the cash-generating unit, to determine whether to recognise a provision for impairment. The recoverable amount is based on the higher of value in use calculations and fair value less costs of disposal.</p> <p>The calculation of recoverable amount involves significant management judgement and estimation required in forecasting the discounted cash flows, including expected growth rate, operating profit margin, lease payments to airports and the discount rate applied.</p> <p>We identified the impairment of goodwill as a key audit matter due to the complicated valuation techniques and parameters used in assessing goodwill impairment. These parameters involve significant management judgements and estimations, which is inherently uncertain and possibly biased.</p> <p>Related disclosures are included in note 2(h), note 2m(ii), note 3 and note 15 to the consolidated financial statements.</p>	<p>Our audit procedures for assessing the impairment of goodwill included the following:</p> <ul style="list-style-type: none"> <li>• understanding and evaluating the design, implementation and operating effectiveness of key internal controls over the impairment of goodwill;</li> <li>• assessing whether the methodology applied by management when forecasting discounted cash flows is consistent with the prevailing accounting standards;</li> <li>• based on our understanding, experience and knowledge of the industry in which the Group operates, and referring to relevant industry research reports and the Group's approved business plan, evaluating the appropriateness of the key assumptions adopted in the discounted cash flow forecast relating to future operating income, gross profit margin, lease payments to airports, lease renewal rates with airports, discounted rate, etc;</li> <li>• with the assistance of our valuation specialists, evaluating the appropriateness of the discount rate the Group adopted in the discounted cash flow forecast by comparing with the range of discount rate used by other companies in the industry. Discussing with the independent professional valuer engaged by management about the impairment assessment;</li> <li>• evaluating the sensitivity analysis for the key assumptions, including the discount rate adopted by management, considering how changes in key assumptions (individually or collectively) could lead to different conclusions and if there is any indication of management's bias;</li> <li>• comparing the estimates and assumptions adopted by management in preparing the discounted cash flow forecast in the previous year with the actual results of the current year, to consider the accuracy of historical forecasting by management. Inquiring management on any significant difference identified and evaluating whether relevant elements are considered in the forecast of the current year; and</li> <li>• assessing the disclosures in the consolidated financial statements in respect of the impairment of goodwill.</li> </ul>

## **OTHER INFORMATION INCLUDED IN THE ANNUAL REPORT**

The directors of the Company are responsible for the other information. The other information comprises the information included in the Annual Report, other than the consolidated financial statements and our auditor's report thereon.

Our opinion on the consolidated financial statements does not cover the other information and we do not express any form of assurance conclusion thereon.

In connection with our audit of the consolidated financial statements, our responsibility is to read the other information and, in doing so, consider whether the other information is materially inconsistent with the consolidated financial statements or our knowledge obtained in the audit or otherwise appears to be materially misstated. If, based on the work we have performed, we conclude that there is a material misstatement of this other information, we are required to report that fact. We have nothing to report in this regard.

## **RESPONSIBILITIES OF THE DIRECTORS FOR THE CONSOLIDATED FINANCIAL STATEMENTS**

The directors of the Company are responsible for the preparation of the consolidated financial statements that give a true and fair view in accordance with IFRSs issued by the IASB and the disclosure requirements of the Hong Kong Companies Ordinance, and for such internal control as the directors determine is necessary to enable the preparation of consolidated financial statements that are free from material misstatement, whether due to fraud or error.

In preparing the consolidated financial statements, the directors of the Company are responsible for assessing the Group's ability to continue as a going concern, disclosing, as applicable, matters related to going concern and using the going concern basis of accounting unless the directors of the Company either intend to liquidate the Group or to cease operations or have no realistic alternative but to do so.

The directors of the Company are assisted by the Audit Committee in discharging their responsibilities for overseeing the Group's financial reporting process.

## Independent auditor's report

### AUDITOR'S RESPONSIBILITIES FOR THE AUDIT OF THE CONSOLIDATED FINANCIAL STATEMENTS

Our objectives are to obtain reasonable assurance about whether the consolidated financial statements as a whole are free from material misstatement, whether due to fraud or error, and to issue an auditor's report that includes our opinion. Our report is made solely to you, as a body, and for no other purpose. We do not assume responsibility towards or accept liability to any other person for the contents of this report.

Reasonable assurance is a high level of assurance, but is not a guarantee that an audit conducted in accordance with HKSA's will always detect a material misstatement when it exists. Misstatements can arise from fraud or error and are considered material if, individually or in the aggregate, they could reasonably be expected to influence the economic decisions of users taken on the basis of these consolidated financial statements.

As part of an audit in accordance with HKSA's, we exercise professional judgement and maintain professional scepticism throughout the audit. We also:

- Identify and assess the risks of material misstatement of the consolidated financial statements, whether due to fraud or error, design and perform audit procedures responsive to those risks, and obtain audit evidence that is sufficient and appropriate to provide a basis for our opinion. The risk of not detecting a material misstatement resulting from fraud is higher than for one resulting from error, as fraud may involve collusion, forgery, intentional omissions, misrepresentations, or the override of internal control.
- Obtain an understanding of internal control relevant to the audit in order to design audit procedures that are appropriate in the circumstances, but not for the purpose of expressing an opinion on the effectiveness of the Group's internal control.
- Evaluate the appropriateness of accounting policies used and the reasonableness of accounting estimates and related disclosures made by the directors.
- Conclude on the appropriateness of the directors' use of the going concern basis of accounting and, based on the audit evidence obtained, whether a material uncertainty exists related to events or conditions that may cast significant doubt on the Group's ability to continue as a going concern. If we conclude that a material uncertainty exists, we are required to draw attention in our auditor's report to the related disclosures in the consolidated financial statements or, if such disclosures are inadequate, to modify our opinion. Our conclusions are based on the audit evidence obtained up to the date of our auditor's report. However, future events or conditions may cause the Group to cease to continue as a going concern.
- Evaluate the overall presentation, structure and content of the consolidated financial statements, including the disclosures, and whether the consolidated financial statements represent the underlying transactions and events in a manner that achieves fair presentation.
- Obtain sufficient appropriate audit evidence regarding the financial information of the entities or business activities within the Group to express an opinion on the consolidated financial statements. We are responsible for the direction, supervision and performance of the group audit. We remain solely responsible for our audit opinion.



## **AUDITOR'S RESPONSIBILITIES FOR THE AUDIT OF THE CONSOLIDATED FINANCIAL STATEMENTS (continued)**

We communicate with the Audit Committee regarding, among other matters, the planned scope and timing of the audit and significant audit findings, including any significant deficiencies in internal control that we identify during our audit.

We also provide the Audit Committee with a statement that we have complied with relevant ethical requirements regarding independence and to communicate with them all relationships and other matters that may reasonably be thought to bear on our independence, and where applicable, actions taken to eliminate threats or safeguards applied.

From the matters communicated with the Audit Committee, we determine those matters that were of most significance in the audit of the consolidated financial statements of the current period and are therefore the key audit matters. We describe these matters in our auditor's report unless law or regulation precludes public disclosure about the matter or when, in extremely rare circumstances, we determine that a matter should not be communicated in our report because the adverse consequences of doing so would reasonably be expected to outweigh the public interest benefits of such communication.

The engagement partner on the audit resulting in this independent auditor's report is Cheong Ming Yik.

**Ernst & Young**

*Certified Public Accountants*

Hong Kong

27 March 2024

## CONSOLIDATED STATEMENT OF PROFIT OR LOSS AND OTHER COMPREHENSIVE INCOME

Year ended 31 December 2023

	Notes	2023 RMB'000	2022 RMB'000
Revenue	4	67,540,105	54,432,851
Cost of sales		(46,687,290)	(39,572,524)
<b>Gross profit</b>		<b>20,852,815</b>	<b>14,860,327</b>
Other income and other net gains	5	1,492,584	420,080
Selling and distribution costs		(10,742,275)	(4,947,389)
Administrative expenses		(2,597,267)	(2,568,960)
Research and development expenses		(58,423)	(39,029)
Reversal of impairment of trade and other receivables		2,577	7,158
Other expenses		(274)	–
<b>Profit from operations</b>		<b>8,949,737</b>	<b>7,732,187</b>
Finance costs	6(a)	(297,894)	(194,176)
Share of profits and losses of:			
Joint ventures		(12,167)	(2,451)
Associates		109,564	164,944
<b>Profit before taxation</b>	6	<b>8,749,240</b>	<b>7,700,504</b>
Income tax	7	(1,401,303)	(1,428,674)
<b>Profit for the year</b>		<b>7,347,937</b>	<b>6,271,830</b>

	Notes	2023 RMB'000	2022 RMB'000
<b>Other comprehensive income for the year (after tax)</b>			
<i>Items that will not be reclassified to profit or loss:</i>			
– Remeasurements of defined benefit liability		–	(190)
<i>Items that may be reclassified subsequently to profit or loss:</i>			
– Share of other comprehensive income of associates		–	–
– Exchange differences on translation of foreign operations		241,804	1,111,099
– Reclassification adjustments for a foreign operation disposed of during the year		325	–
<b>Total comprehensive income for the year</b>		<b>7,590,066</b>	<b>7,382,739</b>
<b>Profit for the year attributable to:</b>			
Equity shareholders of the Company		6,790,027	5,113,962
Non-controlling interests		557,910	1,157,868
<b>Profit for the year</b>		<b>7,347,937</b>	<b>6,271,830</b>
<b>Total comprehensive income attributable to:</b>			
Equity shareholders of the Company		7,031,175	6,234,412
Non-controlling interests		558,891	1,148,327
<b>Total comprehensive income for the year</b>		<b>7,590,066</b>	<b>7,382,739</b>
<b>Earnings per share</b>			
Basic and diluted (RMB)	10	3.2820	2.5697

# CONSOLIDATED STATEMENT OF FINANCIAL POSITION

31 December 2023

	Notes	31 December 2023 RMB'000	31 December 2022 RMB'000
<b>Non-current assets</b>			
Investment properties	11	1,574,751	1,387,127
Right-of-use assets	12	3,844,766	4,118,301
Other property, plant and equipment	13	8,432,954	8,387,941
Intangible assets	14	155,194	128,667
Goodwill	15	822,460	822,460
Interests in associates	17	1,191,274	1,074,263
Interests in joint ventures	18	1,008,669	895,836
Deposits and other receivables	20	530,526	570,219
Other non-current assets	21	1,391,752	–
Deferred tax assets	27(b)	1,254,126	1,028,490
<b>Total non-current assets</b>		<b>20,206,472</b>	<b>18,413,304</b>
<b>Current assets</b>			
Inventories	19	21,056,915	27,926,480
Trade and other receivables	20	5,506,452	2,147,064
Income tax recoverable	27(a)	54,049	240,236
Restricted bank deposits	22	36,265	1,129,557
Cash and time deposits	22	31,802,160	25,762,143
<b>Total current assets</b>		<b>58,455,841</b>	<b>57,205,480</b>
<b>Current liabilities</b>			
Trade and other payables	23	12,298,600	12,742,218
Contract liabilities	24	1,215,831	1,506,149
Interest-bearing borrowings	25	665,483	2,079,822
Lease liabilities	26	592,569	674,326
Income tax payable	27(a)	556,018	477,805
<b>Total current liabilities</b>		<b>15,328,501</b>	<b>17,480,320</b>
<b>Net current assets</b>		<b>43,127,340</b>	<b>39,725,160</b>
<b>Total assets less current liabilities</b>		<b>63,333,812</b>	<b>58,138,464</b>

	Notes	31 December 2023 RMB'000	31 December 2022 RMB'000
<b>Non-current liabilities</b>			
Interest-bearing borrowings	25	2,522,280	2,508,975
Lease liabilities	26	1,750,911	1,737,679
Defined benefit obligations		1,090	1,090
Deferred tax liabilities	27(b)	42,029	48,508
Deferred income		42,959	3,616
<b>Total non-current liabilities</b>		<b>4,359,269</b>	<b>4,299,868</b>
<b>Net assets</b>		<b>58,974,543</b>	<b>53,838,596</b>
<b>Capital and reserves</b>			
Share capital	28	2,068,859	2,068,859
Reserves		51,577,611	46,240,723
<b>Total equity attributable to equity shareholders of the Company</b>		<b>53,646,470</b>	<b>48,309,582</b>
<b>Non-controlling interests</b>		<b>5,328,073</b>	<b>5,529,014</b>
<b>Total equity</b>		<b>58,974,543</b>	<b>53,838,596</b>

Approved and authorised for issue by the board of directors on 27 March 2024.

Wang Xuan  
Director

Chen Guo Qiang  
Director

# CONSOLIDATED STATEMENT OF CHANGES IN EQUITY

Year ended 31 December 2023

	Attributable to owners of the Company							Non-controlling interests	Total equity
	Share capital	Capital reserve*	Statutory reserve*	Exchange reserve*	Other reserves*	Retained profits*	Total		
	RMB'000	RMB'000	RMB'000	RMB'000	RMB'000	RMB'000	RMB'000		
	(note 28(c))	(note 28(d)(i))	(note 28(d)(ii))	(note 28(d)(iii))	(note 28(d)(iv))				
<b>At 1 January 2022</b>	1,952,476	1,870,303	1,050,986	(600,480)	(345)	24,998,459	29,271,399	5,147,598	34,418,997
Profit for the year	-	-	-	-	-	5,113,962	5,113,962	1,157,868	6,271,830
Other comprehensive income	-	-	-	1,120,640	(190)	-	1,120,450	(9,541)	1,110,909
Total comprehensive income	-	-	-	1,120,640	(190)	5,113,962	6,234,412	1,148,327	7,382,739
Issuance of H shares by initial public offering	28(c)	116,383	15,642,997	-	-	-	15,759,380	-	15,759,380
Acquisition of non-controlling interest of subsidiaries		-	(26,896)	-	-	-	(26,896)	(73,168)	(100,064)
Capital contributions by non-controlling shareholders of subsidiaries		-	-	-	-	-	-	39,200	39,200
Dividends declared and paid in respect of the previous year	28(b)	-	-	-	-	(2,928,713)	(2,928,713)	-	(2,928,713)
Dividends paid to non-controlling shareholders of subsidiaries		-	-	-	-	-	-	(732,943)	(732,943)
<b>At 31 December 2022</b>		2,068,859	17,486,404	1,050,986	520,160	(535)	27,183,708	48,309,582	53,838,596

	Attributable to owners of the Company									
	Note	Share	Capital	Statutory	Exchange	Other	Retained	Non-		Total
		capital	reserve*	reserve*	reserve*	reserves*	profits*	Total	controlling	equity
		RMB'000	RMB'000	RMB'000	RMB'000	RMB'000	RMB'000	RMB'000	RMB'000	RMB'000
	(note 28(c))	(note 28(d)(i))	(note 28(d)(ii))	(note 28(d)(iii))	(note 28(d)(iv))					
At 1 January 2023		2,068,859	17,486,404	1,050,986	520,160	(535)	27,183,708	48,309,582	5,529,014	53,838,596
Profit for the year		-	-	-	-	-	6,790,027	6,790,027	557,910	7,347,937
Other comprehensive income		-	-	-	240,823	325	-	241,148	981	242,129
Total comprehensive income		-	-	-	240,823	325	6,790,027	7,031,175	558,891	7,590,066
Capital contributions by a non-controlling shareholder of a subsidiary		-	-	-	-	-	-	-	12,250	12,250
Disposal of subsidiaries		-	-	-	-	-	-	-	1,477	1,477
Dividends declared and paid in respect of the previous year	28(b)	-	-	-	-	-	(1,655,087)	(1,655,087)	-	(1,655,087)
Dividends paid to non-controlling shareholders of subsidiaries		-	-	-	-	-	-	-	(773,559)	(773,559)
Other		-	(39,200)	-	-	-	-	(39,200)	-	(39,200)
At 31 December 2023		2,068,859	17,447,204	1,050,986	760,983	(210)	32,318,648	53,646,470	5,328,073	58,974,543

\* These reserve accounts comprise the consolidated reserves of RMB51,577,611,000 (2022: RMB46,240,723,000) in the consolidated statement of financial position.

# CONSOLIDATED STATEMENT OF CASH FLOWS

Year ended 31 December 2023

	Notes	2023 RMB'000	2022 RMB'000
<b>Operating activities</b>			
Profit before taxation		8,749,240	7,700,504
Adjustments for:			
Depreciation of investment properties	11	40,032	38,724
Depreciation of right-of-use assets		495,243	813,833
Depreciation of other property, plant and equipment		673,406	480,251
Amortisation of intangible assets	14	26,893	20,921
Impairment of other property, plant and equipment and other non-current assets, net		274	–
Finance costs	6(a)	297,894	194,176
Share of profits and losses of joint ventures and associates, net		(97,397)	(162,493)
Gains on disposal of items of other property, plant and equipment and other non-current assets, net		(28,525)	(9,078)
Rent concessions from lessors	6(c)	–	(1,600,576)
Loss on disposal of subsidiaries and an associate		10,416	–
Interest income		(54,986)	–
Exchange (gains)/losses, net	5	(291,059)	190,116
Changes in working capital:			
Decrease/(increase) in inventories		6,869,565	(8,201,782)
Increase in trade and other receivables		(1,808,160)	(195,386)
Decrease/(increase) in restricted bank deposits		1,093,292	(929,900)
Decrease in deposits and other receivables		39,693	12,526
Increase in other non-current assets		(532,197)	–
Increase/(decrease) in trade and other payables		1,233,008	790,610
Increase in deferred income		39,343	190
(Decrease)/increase in contract liabilities		(290,318)	134,510
<b>Cash generated/(used in) from operations</b>		<b>16,465,657</b>	<b>(722,854)</b>
Tax paid	27(a)	(1,339,239)	(2,692,391)
<b>Net cash flows from/(used in) operating activities</b>		<b>15,126,418</b>	<b>(3,415,245)</b>



	Notes	2023 RMB'000	2022 RMB'000
<b>Investing activities</b>			
Purchases of other property, plant and equipment and other non-current assets		(1,801,601)	(2,995,380)
Proceeds from disposal of other property, plant and equipment and other non-current assets		313	4,639
Payments for investments in associates and joint ventures	17	(149,000)	(875,000)
Dividends received from associates and joint ventures		8,644	59,089
Payments of investment deposits and equity investment funds		(1,227,934)	–
Purchase of time deposits		(1,546,210)	–
<b>Net cash flows used in investing activities</b>		<b>(4,715,788)</b>	<b>(3,806,652)</b>
<b>Financing activities</b>			
Proceeds from issuance of shares under H share initial public offering		–	16,081,480
Payments for issuance costs in relation to H share initial public offering		–	(322,100)
Interest received from proceeds from issuance of shares under H share initial public offering		–	96,708
Capital contributions from non-controlling shareholders of subsidiary		12,250	39,200
Payments for minority interests from non-controlling shareholders		–	(98,230)
Proceeds from new bank loans and other loans	22(c)	159,501	4,010,000
Repayment of bank loans and other loans	22(c)	(1,563,675)	–
Dividends paid to shareholders of the Company		(1,654,693)	(2,928,713)
Dividends paid to non-controlling shareholders of subsidiaries		(754,149)	(732,943)
Interest paid	22(c)	(116,021)	(14,491)
Capital element of lease rentals paid	22(c)	(588,039)	(568,287)
Interest element of lease rentals paid	22(c)	(122,944)	(102,390)
Change in deposits from associate through cash pooling arrangement	22(c)	(10)	(2,482)
Others		–	(3,190)
<b>Net cash flows (used in)/from financing activities</b>		<b>(4,627,780)</b>	<b>15,454,562</b>
<b>Net increase in cash and cash equivalents</b>		<b>5,782,850</b>	<b>8,232,665</b>
Cash and cash equivalents at beginning of year		25,762,143	16,656,542
Effect of foreign exchange rate changes, net		207,199	872,936
<b>Cash and cash equivalents at end of year</b>	22(a)	<b>31,752,192</b>	<b>25,762,143</b>
<b>Analysis of balances of cash and cash equivalents</b>			
Cash and bank balances		20,482,215	21,386,528
Non-pledged time deposits		11,269,977	4,375,615
<b>Cash and cash equivalents as stated in the statement of financial position</b>		<b>31,752,192</b>	<b>25,762,143</b>
<b>Cash and cash equivalents as stated in the statement of cash flows</b>	22(a)	<b>31,752,192</b>	<b>25,762,143</b>

# NOTES TO FINANCIAL STATEMENTS

31 December 2023

## 1. GENERAL INFORMATION

China Tourism Group Duty Free Corporation Limited (formerly known as China International Travel Service Corporation Limited) (the "Company") was a joint stock company incorporated in the People's Republic of China (the "PRC") with limited liability on 28 March 2008. The Company's A shares have been listed on the main board of the Shanghai Stock Exchange (stock code: 601888) since October 2009. The Company's H Shares were listed on the Main Board of The Stock Exchange of Hong Kong Limited (the "HKEX") (Stock code: 1880) on 25 August 2022.

The Company and its subsidiaries (together, "the Group") are principally engaged in the sales of merchandise and the provision of related services through its travel retail business.

## 2. MATERIAL ACCOUNTING POLICIES

### (a) Statement of compliance

These financial statements have been prepared in accordance with all applicable International Financial Reporting Standards ("IFRSs"), which collective term includes all applicable individual International Financial Reporting Standards, International Accounting Standards ("IASs") and Interpretations issued by the International Accounting Standards Board ("IASB") and the disclosure requirements of the Hong Kong Companies Ordinance. These financial statements also comply with the applicable disclosure provisions of the Rules Governing the Listing of Securities on the HKEX (the "Listing Rules"). Significant accounting policies adopted by the Group are disclosed below.

The IASB has issued certain amendments to IFRSs that are effective for the first time or available for early adoption for the current accounting period of the Group. Note 2(c) provides information on any changes in accounting policies resulting from initial application of these developments to the extent that they are relevant to the Group for the current reflected in these financial statements.

### (b) Basis of preparation

The consolidated financial statements for the year ended 31 December 2023 comprise the Group and the Group's interests in associates and joint ventures.

The measurement basis used in the preparation of the financial statements is the historical cost basis, except for other investments in debt that are stated at their fair value (see Note 2(g)).

The preparation of financial statements in conformity with IFRSs requires management to make judgements, estimates and assumptions that affect the application of policies and reported amounts of assets, liabilities, income and expenses. The estimates and associated assumptions are based on historical experience and various other factors that are believed to be reasonable under the circumstances, the results of which form the basis of making the judgements about carrying values of assets and liabilities that are not readily apparent from other sources. Actual results may differ from these estimates.

## 2. MATERIAL ACCOUNTING POLICIES (continued)

### (b) Basis of preparation (continued)

The estimates and underlying assumptions are reviewed on an ongoing basis. Revisions to accounting estimates are recognised in the period in which the estimate is revised if the revision affects only that period, or in the period of the revision and future periods if the revision affects both current and future periods.

Judgements made by management in the application of IFRSs that have significant effects on the financial statements and major sources of estimation uncertainty are disclosed in Note 3.

### (c) Changes in accounting policies

The Group has adopted the following new and revised IFRSs for the first time for the current year's financial statements.

IFRS 17	<i>Insurance Contracts</i>
Amendments to IAS 1 and IFRS Practice Statement 2	<i>Disclosure of Accounting Policies</i>
Amendments to IAS 8	<i>Definition of Accounting Estimates</i>
Amendments to IAS 12	<i>Deferred Tax related to Assets and Liabilities arising from a Single Transaction</i>
Amendments to IAS 12	<i>International Tax Reform – Pillar Two Model Rules</i>

The nature and the impact of the new and revised IFRSs that are applicable to the Group are described below:

- (i) Amendments to IAS 1 require entities to disclose their material accounting policy information rather than their significant accounting policies. Accounting policy information is material if, when considered together with other information included in an entity's financial statements, it can reasonably be expected to influence decisions that the primary users of general purpose financial statements make on the basis of those financial statements. Amendments to IFRS Practice Statement 2 *Making Materiality Judgements* provide non-mandatory guidance on how to apply the concept of materiality to accounting policy disclosures. The Group has disclosed the material accounting policy information in note 2 to the financial statements. The amendments did not have any impact on the measurement, recognition or presentation of any items in the Group's financial statements.
- (ii) Amendments to IAS 8 clarify the distinction between changes in accounting estimates and changes in accounting policies. Accounting estimates are defined as monetary amounts in financial statements that are subject to measurement uncertainty. The amendments also clarify how entities use measurement techniques and inputs to develop accounting estimates. Since the Group's approach and policy align with the amendments, the amendments had no impact on the Group's financial statements.

## Notes to financial statements

**2. MATERIAL ACCOUNTING POLICIES (continued)****(c) Changes in accounting policies (continued)**

- (iii) Amendments to IAS 12 *Deferred Tax related to Assets and Liabilities arising from a Single Transaction* narrow the scope of the initial recognition exception in IAS 12 so that it no longer applies to transactions that give rise to equal taxable and deductible temporary differences, such as leases and decommissioning obligations. Therefore, entities are required to recognise a deferred tax asset (provided that sufficient taxable profit is available) and a deferred tax liability for temporary differences arising from these transactions.

Prior to the initial application of these amendments, the Group considered the assets and the liabilities as in-substance linked to each other and therefore recognised deferred tax on the net impact of the temporary differences. Upon initial application of these amendments, the Group recognised (i) a deferred tax asset for all deductible temporary differences associated with lease liabilities (provided that sufficient taxable profit is available), and (ii) a deferred tax liability for all taxable temporary differences associated with right-of-use assets at 1 January 2022. After offsetting of deferred tax assets and deferred tax liabilities according to the accounting policies, the amendments did not have any impact on the financial position or performance of the Group, as disclosed in Note 27(b)(i).

The adoption of amendments to IAS 12 did not have any impact on the basic and diluted earnings per share attributable to ordinary equity holders of the Company, other comprehensive income and the consolidated statements of cash flows for the years ended 31 December 2023 and 2022.

- (iv) Amendments to IAS 12 *International Tax Reform – Pillar Two Model Rules* introduce a mandatory temporary exception from the recognition and disclosure of deferred taxes arising from the implementation of the Pillar Two model rules published by the Organisation for Economic Co-operation and Development. The amendments also introduce disclosure requirements for the affected entities to help users of the financial statements better understand the entities' exposure to Pillar Two income taxes, including the disclosure of current tax related to Pillar Two income taxes separately in the periods when Pillar Two legislation is effective and the disclosure of known or reasonably estimable information of their exposure to Pillar Two income taxes in periods in which the legislation is enacted or substantively enacted but not yet in effect. The Group has not yet applied the temporary exception during the current year because the entities comprising the Group are operating in jurisdictions in which the Pillar Two tax law has not yet been enacted or substantively enacted. The Group will disclose known or reasonably estimable information related to its exposure to Pillar Two income taxes in the consolidated financial statements by the time when the Pillar Two tax law has been enacted or substantively enacted and will disclose separately the current tax expense or income related to Pillar Two income taxes when it is in effect.

## 2. MATERIAL ACCOUNTING POLICIES (continued)

### (d) Business combination

Business combination is accounted for under the acquisition method except for business combination under common control.

Business combinations are accounted for using the acquisition method. The consideration transferred is measured at the acquisition date fair value which is the sum of the acquisition date fair values of assets transferred by the Group, liabilities assumed by the Group to the former owners of the acquiree and the equity interests issued by the Group in exchange for control of the acquiree. For each business combination, the Group elects whether to measure the non-controlling interests in the acquiree at fair value or at the proportionate share of the acquiree's identifiable net assets. All other components of non-controlling interests are measured at fair value. Acquisition-related costs are expensed as incurred.

The Group determines that it has acquired a business when the acquired set of activities and assets includes an input and a substantive process that together significantly contribute to the ability to create outputs.

When the Group acquires a business, it assesses the financial assets and liabilities assumed for appropriate classification and designation in accordance with the contractual terms, economic circumstances and pertinent conditions as at the acquisition date. This includes the separation of embedded derivatives in host contracts of the acquiree.

If the business combination is achieved in stages, the previously held equity interest is remeasured at its acquisition date fair value and any resulting gain or loss is recognised in profit or loss.

Any contingent consideration to be transferred by the acquirer is recognised at fair value at the acquisition date. Contingent consideration classified as an asset or liability is measured at fair value with changes in fair value recognised in profit or loss. Contingent consideration that is classified as equity is not remeasured and subsequent settlement is accounted for within equity.

Business combination arising from transfer of interests in entities that are under the control of the controlling shareholder that controls the Group is accounted for as if the acquisition had occurred at the beginning of the period or, if later, at the date that common control was established. The assets acquired and liabilities assumed are recognised at the carrying amounts recognised previously in the Group's controlling shareholder's perspective. The components of equity of the acquired entities are added to the same components within the Group's equity and any difference between the net assets acquired and the consideration paid is recognised directly in equity.

## Notes to financial statements

### 2. MATERIAL ACCOUNTING POLICIES (continued)

#### (e) Subsidiaries and non-controlling interests

Subsidiaries are entities controlled by the Group. The Group controls an entity when it is exposed, or has rights, to variable returns from its involvement with the entity and has the ability to affect those returns through its power over the entity. When assessing whether the Group has power, only substantive rights (held by the Group and other parties) are considered.

An investment in a subsidiary is consolidated into the consolidated financial statements from the date that control commences until the date that control ceases. Intra-group balances, transactions and cash flows and any unrealised profits arising from intra-group transactions are eliminated in full in preparing the consolidated financial statements. Unrealised losses resulting from intra-group transactions are eliminated in the same way as unrealised gains but only to the extent that there is no evidence of impairment.

Non-controlling interests represent the equity in a subsidiary not attributable directly or indirectly to the Company, and in respect of which the Group has not agreed any additional terms with the holders of those interests which would result in the Group as a whole having a contractual obligation in respect of those interests that meets the definition of a financial liability. For each business combination, the Group can elect to measure any non-controlling interests either at fair value or at the non-controlling interests' proportionate share of the subsidiary's net identifiable assets.

Changes in the Group's interests in a subsidiary that do not result in a loss of control are accounted for as equity transactions, whereby adjustments are made to the amounts of controlling and non-controlling interests within consolidated equity to reflect the change in relative interests, but no adjustments are made to goodwill and no gain or loss is recognised.

When the Group loses control of a subsidiary, it is accounted for as a disposal of the entire interest in that subsidiary, with a resulting gain or loss being recognised in profit or loss. Any interest retained in that former subsidiary at the date when control is lost is recognised at fair value and this amount is regarded as the fair value on initial recognition of a financial asset or, when appropriate, the cost on initial recognition of an investment in an associate or joint venture (see Note 2(f)).

In the Company's statement of financial position, an investment in a subsidiary is stated at cost less impairment losses (see Note 2(m)(ii)), unless the investment is classified as held for sale.

## 2. MATERIAL ACCOUNTING POLICIES (continued)

### (f) Associates and joint ventures

An associate is an entity in which the Group has significant influence, but not control or joint control, over its management, including participation in the financial and operating policy decisions.

A joint venture is an arrangement whereby the Group and other parties contractually agree to share control of the arrangement, and have rights to the net assets of the arrangement.

An investment in an associate or a joint venture is accounted for in the consolidated financial statements under the equity method, unless it is classified as held for sale. Under the equity method, the investment is initially recognised at cost, adjusted for any excess of the Group's share of the acquisition-date fair value of the investee's identifiable net assets over the cost of the investment (if any). The cost of the investment includes purchase price, other costs directly attributable to the acquisition of the investment, and any direct investment into the associate or joint venture that forms part of the Group's equity investment. Thereafter, the investment is adjusted for the post acquisition change in the Group's share of the investee's net assets and any impairment loss relating to the investment. The Group's share of the post-acquisition post-tax results of the investees and any impairment losses for the period are recognised in profit or loss, whereas the Group's share of the post-acquisition post-tax items of the investees' other comprehensive income is recognised as other comprehensive income in the consolidated statement of profit or loss and other comprehensive income.

When the Group's share of losses exceeds its interest in the associate or the joint venture, the Group's interest is reduced to nil and recognition of further losses is discontinued except to the extent that the Group has incurred legal or constructive obligations or made payments on behalf of the investee. For this purpose, the Group's interest is the carrying amount of the investment under the equity method together with the Group's long-term interests that in substance form part of the Group's net investment in the associate or the joint venture (after applying the ECL model to such other long-term interests where applicable (see Note 2(m)(i)).

Unrealised profits and losses resulting from transactions between the Group and its associates and joint ventures are eliminated to the extent of the Group's interest in the investee, except where unrealised losses provide evidence of an impairment of the asset transferred, in which case they are recognised immediately in profit or loss.

## Notes to financial statements

### 2. MATERIAL ACCOUNTING POLICIES (continued)

#### (f) Associates and joint ventures (continued)

If an investment in an associate becomes an investment in a joint venture or vice versa, the retained interest is not remeasured. Instead, the investment continues to be accounted for under the equity method. In all other cases, when the Group ceases to have significant influence over an associate or joint control over a joint venture, it is accounted for as a disposal of the entire interest in that investee, with a resulting gain or loss being recognised in profit or loss. Any interest retained in that former investee at the date when significant influence or joint control is lost is recognised at fair value and this amount is regarded as the fair value on initial recognition of a financial asset.

When an investment in an associate or a joint venture is classified as held for sale, it is accounted for in accordance with IFRS 5 *Non-current Assets Held for Sale and Discontinued Operations*.

#### (g) Other investments in debt and equity securities

The Group's policies for investments in debt, other than investments in subsidiaries, associates and joint ventures, are set out below.

Investments in debt are recognised on the date the Group commits to purchase the investment. The investments are initially stated at fair value plus directly attributable transaction costs, except for those investments measured at fair value through profit or loss ("FVTPL") for which transaction costs are recognised directly in profit or loss. For an explanation of how the Group determines fair value of financial instruments, see Note 29(e). These investments are subsequently accounted for as follows, depending on their classification.

#### (i) Investments other than equity investments

Non-equity investments held by the Group are classified into one of the following measurement categories:

- amortised cost, if the investment is held for the collection of contractual cash flows which represent solely payments of principal and interest. Interest income from the investment is calculated using the effective interest method (see Note 2(w)(ii)(c)).
- FVTPL, if the investment does not meet the criteria for being measured at amortised cost. Changes in the fair value of the investment (including interest) are recognised in profit or loss.



## 2. MATERIAL ACCOUNTING POLICIES (continued)

### (g) Other investments in debt and equity securities (continued)

#### (ii) Derecognition of financial assets

A financial asset (or, where applicable, a part of a financial asset or part of a group of similar financial assets) is primarily derecognised (i.e., removed from the Group's consolidated statement of financial position) when:

- the rights to receive cash flows from the asset have expired; or
- the Group has transferred its rights to receive cash flows from the asset or has assumed an obligation to pay the received cash flows in full without material delay to a third party under a "pass-through" arrangement; and either (a) the Group has transferred substantially all the risks and rewards of the asset, or (b) the Group has neither transferred nor retained substantially all the risks and rewards of the asset, but has transferred control of the asset.

When the Group has transferred its rights to receive cash flows from an asset or has entered into a pass-through arrangement, it evaluates if, and to what extent, it has retained the risk and rewards of ownership of the asset. When it has neither transferred nor retained substantially all the risks and rewards of the asset nor transferred control of the asset, the Group continues to recognise the transferred asset to the extent of the Group's continuing involvement. In that case, the Group also recognises an associated liability. The transferred asset and the associated liability are measured on a basis that reflects the rights and obligations that the Group has retained.

Continuing involvement that takes the form of a guarantee over the transferred asset is measured at the lower of the original carrying amount of the asset and the maximum amount of consideration that the Group could be required to repay.

## Notes to financial statements

### 2. MATERIAL ACCOUNTING POLICIES (continued)

#### (h) Goodwill

Goodwill represents the excess of:

- (i) the aggregate of the fair value of the consideration transferred, the amount of any non-controlling interest in the acquiree and the fair value of the Group's previously held equity interest in the acquiree; over
- (ii) the net fair value of the acquiree's identifiable assets and liabilities measured as at the acquisition date.

When (ii) is greater than (i), then this excess is recognised immediately in profit or loss as a gain on a bargain purchase.

Goodwill is stated at cost less accumulated impairment losses. Goodwill arising on a business combination is allocated to each cash-generating unit, or groups of cash generating units, that is expected to benefit from the synergies of the combination and is tested annually for impairment (see Note 2(m)(ii)).

On disposal of a cash-generating unit during the period, any attributable amount of purchased goodwill is included in the calculation of the profit or loss on disposal.

#### (i) Investment properties

Investment properties are land and/or buildings which are owned or held under a leasehold interest to earn rental income and/or for capital appreciation. These include land held for a currently undermined future use and property that is being constructed or developed for future use as investment property.

Investment properties are initially measured at cost, which is the fair value of the consideration given to acquire them, including transaction costs. Subsequently, all investment properties are stated at cost less accumulated depreciation and accumulated impairment losses (see Note 2(m)(ii)).

## 2. MATERIAL ACCOUNTING POLICIES (continued)

### (i) Investment properties (continued)

Depreciation is calculated using the straight-line method, after taking into account the estimated residual value, over the estimated useful lives. The estimated useful lives of investment properties range from 20 to 50 years.

Transfers to, or from, investment properties are made when, and only when, there is evidence of a change in use or the investment property is sold.

For a transfer from investment properties to owner-occupied properties or inventories, the deemed cost of a property for subsequent accounting is its carrying amount at the date of change in use. If a property occupied by the Group as an owner-occupied property becomes an investment property, the Group accounts for such property in accordance with the policy stated under "Other property, plant and equipment" for owned property and/or accounts for such property in accordance with the policy stated under "Right-of-use assets" for property held as a right-of-use asset up to the date of change in use.

### (j) Other property, plant and equipment

Other property, plant and equipment are initially stated in the consolidated statement of financial position at cost if it is probable that they will generate future economic benefits. Cost represents the purchase price of the asset and other costs incurred in bringing the asset into its intended use. Subsequent to their initial recognition, property, plant and equipment are carried at cost less accumulated depreciation and impairment losses (see Note 2(m)(ii)). When an item of other property, plant and equipment is classified as held for sale or when it is part of a disposal group classified as held for sale, it is not depreciated and is accounted for in accordance with IFRS 5.

The cost of self-constructed items of other property, plant and equipment includes the cost of materials, direct labour, the initial estimate, where relevant, of the costs of dismantling and removing the items and restoring the site on which they are located, and an appropriate proportion of production overheads and borrowing costs (see Note 2(y)).

Gains or losses arising from the retirement or disposal of an item of other property, plant and equipment are determined as the difference between the net disposal proceeds and the carrying amount of the item and are recognised in profit or loss on the date of retirement or disposal.

## Notes to financial statements

**2. MATERIAL ACCOUNTING POLICIES (continued)****(j) Other property, plant and equipment (continued)**

Depreciation is calculated to write off the cost of items of other property, plant and equipment, less their estimated residual values, if any, using the straight-line method over their estimated useful lives as follows:

	Estimated useful lives
Buildings	20 – 40 years
Machinery and equipment	5 years
Motor vehicles	5 – 8 years
Furniture and others	5 years
Leasehold improvements	3 – 5 years, or over the remaining term of lease, whichever is shorter

Where parts of an item of other property, plant and equipment have different useful lives, the cost of that item is allocated on a reasonable basis among the parts and each part is depreciated separately. Residual values, useful lives and the depreciation method are reviewed, and adjusted if appropriate, at least at each financial year end.

An item of other property, plant and equipment including any significant part initially recognised is derecognised upon disposal or when no future economic benefits are expected from its use or disposal. Any gain or loss on disposal or retirement recognised in profit or loss in the year the asset is derecognised is the difference between the net sales proceeds and the carrying amount of the relevant asset.

Construction in progress is stated at cost less any impairment losses, and is not depreciated. It is reclassified to the appropriate category of other property, plant and equipment when completed and ready for use.

**(k) Intangible assets (other than goodwill)**

Intangible assets acquired separately are measured on initial recognition at cost. The cost of intangible assets acquired in a business combination is the fair value at the date of acquisition. The useful lives of intangible assets are assessed to be either finite or indefinite. Intangible assets with finite lives are subsequently amortised over the useful economic life and assessed for impairment whenever there is an indication that the intangible asset may be impaired. The amortisation period and the amortisation method for an intangible asset with a finite useful life are reviewed at least at each financial year end.

*Software and licences*

Purchased software and licences are stated at cost less any impairment losses and are amortised on the straight-line basis over their estimated useful lives of 2 to 10 years.

## 2. MATERIAL ACCOUNTING POLICIES (continued)

### (I) Leases

At inception of a contract, the Group assesses whether the contract is, or contains, a lease. A contract is, or contains, a lease if the contract conveys the right to control the use of an identified asset for a period of time in exchange for consideration. Control is conveyed where the customer has both the right to direct the use of the identified asset and to obtain substantially all of the economic benefits from that use.

#### (i) As a lessee

Where the contract contains lease component(s) and non-lease component(s), the Group has elected not to separate non-lease components and accounts for each lease component and any associated non-lease components as a single lease component for all leases.

At the lease commencement date, the Group recognises a right-of-use asset and a lease liability, except for short-term leases that have a lease term of 12 months or less and leases of low-value assets. When the Group enters into a lease in respect of a low-value asset, the Group decides whether to capitalise the lease on a lease-by-lease basis. The lease payments associated with those leases which are not capitalised are recognised as an expense on a systematic basis over the lease term.

Where the lease is capitalised, the lease liability is initially recognised at the present value of the lease payments payable over the lease term, discounted using the interest rate implicit in the lease or, if that rate cannot be readily determined, using a relevant incremental borrowing rate. After initial recognition, the lease liability is measured at amortised cost and interest expense is calculated using the effective interest method. Variable lease payments that do not depend on an index or rate are not included in the measurement of the lease liability and hence are charged to profit or loss in the accounting period in which they are incurred.

## Notes to financial statements

**2. MATERIAL ACCOUNTING POLICIES (continued)****(I) Leases (continued)****(i) As a lessee (continued)**

The right-of-use asset recognised when a lease is capitalised is initially measured at cost, which comprises the initial amount of the lease liability plus any lease payments made at or before the commencement date, and any initial direct costs incurred. Where applicable, the cost of the right-of-use assets also includes an estimate of costs to dismantle and remove the underlying asset or to restore the underlying asset or the site on which it is located, discounted to their present value, less any lease incentives received. The right-of-use asset is subsequently stated at cost less accumulated depreciation and impairment losses (see Note 2(m)(ii)). Depreciation is calculated to write off the cost of items using the straight-line method over the respective lease term.

The initial fair value of refundable rental deposits is accounted for separately from the right-of-use assets in accordance with the accounting policy applicable to investments in debt securities carried at amortised cost (see Notes 2(g)(i), 2(w)(ii)(c) and 2(m)(ii)). Any difference between the initial fair value and the nominal value of the deposits is accounted for as additional lease payments made and is included in the cost of right-of-use assets.

When the right-of-use assets relate to interests in leasehold land held as inventories, they are subsequently measured at the lower of cost and net realisable value in accordance with the Group's policy for "inventories". When a right-of-use asset meets the definition of investment property, it is included in investment properties. The corresponding right-of-use asset is initially measured at cost, and subsequently measured at cost, in accordance with the Group's policy for "investment properties".

The lease liability is remeasured when there is a change in future lease payments arising from a change in an index or rate, or there is a change in the Group's estimate of the amount expected to be payable under a residual value guarantee, or there is a change arising from the reassessment of whether the Group will be reasonably certain to exercise a purchase, extension or termination option. When the lease liability is remeasured in this way, a corresponding adjustment is made to the carrying amount of the right-of-use asset, or is recorded in profit or loss if the carrying amount of the right-of-use asset has been reduced to zero.

The lease liability is also remeasured when there is a change in the scope of a lease or the consideration for a lease that is not originally provided for in the lease contract ("lease modification") that is not accounted for as a separate lease. In this case the lease liability is remeasured based on the revised lease payments and lease term using a revised discount rate at the effective date of the modification.

In the statement of financial position, the current portion of long-term lease liabilities is determined as the present value of contractual payments that are due to be settled within twelve months after the reporting period.

## 2. MATERIAL ACCOUNTING POLICIES (continued)

### (l) Leases (continued)

#### (ii) As a lessor

When the Group acts as a lessor, it determines at lease inception whether each lease is a finance lease or an operating lease. A lease is classified as a finance lease if it transfers substantially all the risks and rewards incidental to the ownership of an underlying assets to the lease. If this is not the case, the lease is classified as an operating lease.

When a contract contains lease and non-lease components, the Group allocates the consideration in the contract to each component on a relative stand-alone selling price basis. The rental income from operating leases is recognised in accordance with Note 2(w)(ii)(a). Initial direct costs incurred in negotiating and arranging an operating lease are added to the carrying amount of the leased asset and recognised over the lease term on the same basis as rental income. Contingent rents are recognised as revenue in the period in which they are earned.

### (m) Credit losses and impairment of assets

#### (i) Credit losses from financial instruments and lease receivables

The Group recognises a loss allowance for expected credit losses (“ECLs”) on the following items:

- financial assets measured at amortised cost (including cash and cash equivalents, trade and other receivables); and
- lease receivables

Other financial assets measured at fair value, including equity and debt securities measured at FVTPL and equity investments designated at FVOCI (non-recycling), are not subject to the ECL assessment.

#### ***Measurement of ECLs***

ECLs are a probability-weighted estimate of credit losses. Credit losses are measured as the present value of all expected cash shortfalls (i.e., the difference between the cash flows due to the Group in accordance with the contract and the cash flows that the Group expects to receive).

The expected cash shortfalls of fixed-rate financial assets, and trade and other receivables are discounted using the effective interest rate determined at initial recognition or an approximation thereof where the effect of discounting is material.

The maximum period considered when estimating ECLs is the maximum contractual period over which the Group is exposed to credit risk.

In measuring ECLs, the Group takes into account reasonable and supportable information that is available without undue cost or effort. This includes information about past events, current conditions and forecasts of future economic conditions.

## Notes to financial statements

**2. MATERIAL ACCOUNTING POLICIES (continued)****(m) Credit losses and impairment of assets (continued)****(i) Credit losses from financial instruments and lease receivables (continued)*****Measurement of ECLs (continued)***

ECLs are measured on either of the following bases:

- 12-month ECLs: these are losses that are expected to result from possible default events within the 12 months after the reporting date; and
- lifetime ECLs: these are losses that are expected to result from all possible default events over the expected lives of the items to which the ECL model applies

Loss allowances for trade receivables and lease receivables are always measured at an amount equal to lifetime ECLs. ECLs on these financial assets are estimated using a provision matrix based on the Group's historical credit loss experience, adjusted for factors that are specific to the debtors and an assessment of both the current and forecast general economic conditions at the reporting date.

For all other financial instruments, the Group recognises a loss allowance equal to 12-month ECLs unless there has been a significant increase in credit risk of the financial instrument since initial recognition, in which case the loss allowance is measured at an amount equal to lifetime ECLs.

***Significant increases in credit risk***

In assessing whether the credit risk of a financial instrument has increased significantly since initial recognition, the Group compares the risk of default occurring on the financial instrument assessed at the reporting date with that assessed at the date of initial recognition. In making this reassessment, the Group considers that a default event occurs when the borrower is unlikely to pay its credit obligations to the Group in full, without recourse by the Group to actions such as realising security (if any is held). The Group considers both quantitative and qualitative information that is reasonable and supportable, including historical experience and forward-looking information that is available without undue cost or effort.

In particular, the following information is taken into account when assessing whether credit risk has increased significantly since initial recognition:

- failure to make payments of principal or interest on their contractually due dates;
- an actual or expected significant deterioration in a financial instrument's external or internal credit rating (if available);
- an actual or expected significant deterioration in the operating results of the debtor; and
- existing or forecast changes in the market, economic or legal environment that have a significant adverse effect on the debtor's ability to meet its obligation to the Group.



## 2. MATERIAL ACCOUNTING POLICIES (continued)

### (m) Credit losses and impairment of assets (continued)

#### (i) Credit losses from financial instruments and lease receivables (continued)

##### ***Significant increases in credit risk (continued)***

Depending on the nature of the financial instruments, the assessment of a significant increase in credit risk is performed on either an individual basis or a collective basis. When the assessment is performed on a collective basis, the financial instruments are grouped based on shared credit risk characteristics, such as past due status and credit risk ratings.

ECLs are remeasured at each reporting date to reflect changes in the financial instrument's credit risk since initial recognition. Any change in the ECL amount is recognised as an impairment gain or loss in profit or loss. The Group recognises an impairment gain or loss for all financial instruments with a corresponding adjustment to their carrying amount through a loss allowance account.

##### ***Basis of calculation of interest income***

Interest income recognised in accordance with Note 2(w)(ii)(c) is calculated based on the gross carrying amount of the financial asset unless the financial asset is credit-impaired, in which case interest income is calculated based on the amortised cost (i.e. the gross carrying amount less loss allowance) of the financial asset.

At each reporting date, the Group assesses whether a financial asset is credit-impaired. A financial asset is credit-impaired when one or more events that have a detrimental impact on the estimated future cash flows of the financial asset have occurred.

Evidence that a financial asset is credit-impaired includes the following observable events:

- significant financial difficulties of the debtor;
- a breach of contract, such as a default or past due event;
- it is becoming probable that the borrower will enter into bankruptcy or other financial reorganisation;
- significant changes in the market, economic or legal environment that have an adverse effect on the debtor;  
or
- the disappearance of an active market for a security because of financial difficulties of the issuer.

## Notes to financial statements

**2. MATERIAL ACCOUNTING POLICIES (continued)****(m) Credit losses and impairment of assets (continued)****(i) Credit losses from financial instruments and lease receivables (continued)*****Write-off policy***

The gross carrying amount of a financial asset is written off (either partially or in full) to the extent that there is no realistic prospect of recovery. This is generally the case when the Group determines that the debtor does not have assets or sources of income that could generate sufficient cash flows to repay the amounts subject to the write-off.

Subsequent recoveries of an asset that was previously written off are recognised as a reversal of impairment in profit or loss in the period in which the recovery occurs.

**(ii) Impairment of other non-current assets**

Internal and external sources of information are reviewed at the end of each reporting period to identify indications that the following assets may be impaired or, except in the case of goodwill, an impairment loss previously recognised no longer exists or may have decreased:

- investment properties measured at cost;
- right-of-use assets;
- other property, plant and equipment;
- intangible assets;
- goodwill;
- investments in associates and joint ventures; and
- investments in subsidiaries in the Company's statement of financial position.

If any such indication exists, the asset's recoverable amount is estimated. In addition, for goodwill, the recoverable amount is estimated annually whether or not there is any indication of impairment.

## 2. MATERIAL ACCOUNTING POLICIES (continued)

### (m) Credit losses and impairment of assets (continued)

#### (ii) Impairment of other non-current assets (continued)

- Calculation of the recoverable amount

The recoverable amount of an asset is the greater of its fair value less costs of disposal and value in use. In assessing value in use, the estimated future cash flows are discounted to their present value using a pre-tax discount rate that reflects current market assessments of the time value of money and the risks specific to the asset. Where an asset does not generate cash inflows largely independent of those from other assets, the recoverable amount is determined for the smallest group of assets that generates cash inflows independently (i.e., a cash-generating unit).

- Recognition of impairment losses

An impairment loss is recognised in profit or loss if the carrying amount of an asset, or the cash-generating unit to which it belongs, exceeds its recoverable amount. Impairment losses recognised in respect of cash-generating units are allocated first to reduce the carrying amount of any goodwill allocated to the cash-generating unit (or group of units) and then, to reduce the carrying amount of the other assets in the unit (or group of units) on a pro rata basis, except that the carrying value of an asset will not be reduced below its individual fair value less costs of disposal (if measurable) or value in use (if determinable).

- Reversals of impairment losses

In respect of assets other than goodwill, an impairment loss is reversed if there has been a favourable change in the estimates used to determine the recoverable amount. An impairment loss in respect of goodwill is not reversed.

A reversal of an impairment loss is limited to the asset's carrying amount that would have been determined had no impairment loss been recognised in prior periods. Reversals of impairment losses are credited to profit or loss in the period in which the reversals are recognised.

### (n) Inventories

Inventories comprise merchandise purchased for resale, completed properties held for sale and are stated at the lower of cost and net realisable value. Cost of merchandise, representing the purchase cost and other costs incurred in bringing the inventories to their present location and condition, is calculated using the first-in, first-out method. Cost of completed properties comprises direct materials, direct labour and an appropriate proportion of overheads. Net realisable value is the estimated selling price in the ordinary course of business, less the estimated cost necessary to make the sale.

## Notes to financial statements

**2. MATERIAL ACCOUNTING POLICIES (continued)****(o) Trade and other receivables**

A receivable is recognised when the Group has an unconditional right to receive consideration. A right to receive consideration is unconditional if only the passage of time is required before payment of that consideration is due.

Receivables are stated at amortised cost using the effective interest method less allowance for credit losses (see Note 2(m)(i)).

**(p) Cash and cash equivalents**

Cash and cash equivalents comprise cash at banks and on hand, demand deposits with banks and other financial institutions, and short-term, highly liquid investments that are readily convertible into known amounts of cash and which are subject to an insignificant risk of changes in value, having been within three months of maturity at acquisition. Cash and cash equivalents are assessed for ECLs in accordance with the policy set out in Note 2(m)(i).

**(q) Trade and other payables**

Trade and other payables are initially recognised at fair value and are subsequently stated at amortised cost, except the financial liabilities measured at fair value through profit or loss, using the effective interest method unless the effect of discounting would be immaterial, in which case they are stated at cost.

*Financial liabilities at fair value through profit or loss*

Financial liabilities at fair value through profit or loss include financial liabilities held for trading and financial liabilities designated upon initial recognition as at fair value through profit or loss.

Financial liabilities are classified as held for trading if they are incurred for the purpose of repurchasing in the near term. This category also includes derivative financial instruments entered into by the Group that are not designated as hedging instruments in hedge relationships as defined by IFRS 9. Separated embedded derivatives are also classified as held for trading unless they are designated as effective hedging instruments. Gains or losses on liabilities held for trading are recognised in the statement of profit or loss. The net fair value gain or loss recognised in the statement of profit or loss does not include any interest charged on these financial liabilities.

Financial liabilities designated upon initial recognition as at fair value through profit or loss are designated at the initial date of recognition, and only if the criteria in IFRS 9 are satisfied. Gains or losses on liabilities designated at fair value through profit or loss are recognised in the statement of profit or loss, except for the gains or losses arising from the Group's own credit risk which are presented in other comprehensive income with no subsequent reclassification to the statement of profit or loss. The net fair value gain or loss recognised in the statement of profit or loss does not include any interest charged on these financial liabilities.

## 2. MATERIAL ACCOUNTING POLICIES (continued)

### (q) Trade and other payables (continued)

#### *Financial liabilities at amortised cost (trade and other payables, and borrowings)*

After initial recognition, trade and other payables, and interest-bearing borrowings are subsequently measured at amortised cost, using the effective interest rate method unless the effect of discounting would be immaterial, in which case they are stated at cost. Gains and losses are recognised in the statement of profit or loss when the liabilities are derecognised as well as through the effective interest rate amortisation process.

Amortised cost is calculated by taking into account any discount or premium on acquisition and fees or costs that are an integral part of the effective interest rate. The effective interest rate amortisation is included in finance costs in the statement of profit or loss.

#### *Derecognition of financial liabilities*

A financial liability is derecognised when the obligation under the liability is discharged or cancelled, or expires.

When an existing financial liability is replaced by another from the same lender on substantially different terms, or the terms of an existing liability are substantially modified, such an exchange or modification is treated as a derecognition of the original liability and a recognition of a new liability, and the difference between the respective carrying amounts is recognised in the statement of profit or loss.

### (r) Contract liabilities

A contract liability is recognised when the customer pays non-refundable consideration before the Group recognises the related revenue (see Note 2(w)). A contract liability would also be recognised if the Group has an unconditional right to receive non-refundable consideration before the Group recognises the related revenue. In such cases, a corresponding receivable would also be recognised (see Note 2 (o)).

### (s) Interest-bearing borrowings

Interest-bearing borrowings are measured initially at fair value less transaction costs. Subsequent to initial recognition, interest-bearing borrowings are stated at amortised cost using the effective interest method. Interest expense is recognised in accordance with the Group's accounting policy for borrowing costs (see Note 2(y)).

## Notes to financial statements

**2. MATERIAL ACCOUNTING POLICIES (continued)****(t) Employee benefits****(i) Short-term employee benefits and contributions to defined contribution retirement plans**

Salaries, annual bonuses, paid annual leave, contributions to defined contribution retirement plans and the cost of non-monetary benefits are accrued in the period in which the associated services are rendered by employees. Where payment or settlement is deferred and the effect would be material, these amounts are stated at their present values.

**(ii) Defined benefit plans**

In addition to the statutory defined contribution retirement plans, the Group also provides additional defined benefits to certain retired employees.

In accordance with the projected unit credit method, the Group measures the obligations under defined benefit plans using unbiased and mutually compatible actuarial assumptions to estimate related demographic variables and financial variables, and discount obligations under the defined benefit plans to determine the present value of the defined benefit liability.

The Group attributes benefit obligations under a defined benefit plan to periods of service provided by the respective employees. Service cost and interest expense on the defined benefit liability are charged to profit or loss or recognised as part of the cost of assets, and remeasurements of defined benefit liability are recognised in other comprehensive income.

**(iii) Termination benefits**

Termination benefits are recognised at the earlier of when the Group can no longer withdraw the offer of those benefits and when it recognises restructuring costs involving the payment of termination benefits.

**(u) Income tax**

Income tax for the period comprises current tax and movements in deferred tax assets and liabilities. Current tax and movements in deferred tax assets and liabilities are recognised in profit or loss except to the extent that they relate to business combination, or items recognised in other comprehensive income or directly in equity, in which case the relevant amounts of tax are recognised in other comprehensive income or directly in equity, respectively.

Current tax is the expected tax payable on the taxable income for the year, using tax rates enacted or substantively enacted at the end of the reporting period, and any adjustment to tax payable in respect of previous years.

Deferred tax assets and liabilities arise from deductible and taxable temporary differences respectively, being the differences between the carrying amounts of assets and liabilities for financial reporting purposes and their tax bases. Deferred tax assets also arise from unused tax losses and unused tax credits.

## 2. MATERIAL ACCOUNTING POLICIES (continued)

### (u) Income tax (continued)

Apart from certain limited exceptions, all deferred tax liabilities, and all deferred tax assets to the extent that it is probable that future taxable profits will be available against which the asset can be utilised, are recognised. Future taxable profits that may support the recognition of deferred tax assets arising from deductible temporary differences include those that will arise from the reversal of existing taxable temporary differences, provided those differences relate to the same taxation authority and the same taxable entity, and are expected to reverse either in the same period as the expected reversal of the deductible temporary difference or in periods into which a tax loss arising from the deferred tax asset can be carried back or forward. The same criteria are adopted when determining whether existing taxable temporary differences support the recognition of deferred tax assets arising from unused tax losses and credits, that is, those differences are taken into account if they relate to the same taxation authority and the same taxable entity, and are expected to reverse in a period, or periods, in which the tax loss or credit can be utilised.

Except that deferred tax is not recognised for the Pillar Two income taxes, the limited exceptions to recognition of deferred tax assets and liabilities are those temporary differences arising from goodwill not deductible for tax purposes, the initial recognition of assets or liabilities that affect neither accounting nor taxable profit (provided they are not part of a business combination), and that does not give rise to equal taxable and deductible temporary differences, and temporary differences relating to investments in subsidiaries to the extent that, in the case of taxable differences, the Group controls the timing of the reversal and it is probable that the differences will not reverse in the foreseeable future, or in the case of deductible differences, unless it is probable that they will reverse in the future.

The amount of deferred tax recognised is measured based on the expected manner of realisation or settlement of the carrying amount of the assets and liabilities, using tax rates enacted or substantively enacted at the end of the reporting period. Deferred tax assets and liabilities are not discounted.

The carrying amount of a deferred tax asset is reviewed at the end of each reporting period and is reduced to the extent that it is no longer probable that sufficient taxable profits will be available to allow the related tax benefit to be utilised. Any such reduction is reversed to the extent that it becomes probable that sufficient taxable profits will be available.

Additional income taxes that arise from the distribution of dividends are recognised when the liability to pay the related dividends is recognised.

## Notes to financial statements

**2. MATERIAL ACCOUNTING POLICIES (continued)****(u) Income tax (continued)**

Current tax balances and deferred tax balances, and the movements therein, are presented separately from each other and are not offset. Current tax assets are offset against current tax liabilities, and deferred tax assets against deferred tax liabilities, if the Company or the Group has the legally enforceable right to set off current tax assets against current tax liabilities and the following additional conditions are met:

- (i) in the case of current tax assets and liabilities, the Company or the Group intends either to settle on a net basis, or to realise the asset and settle the liability simultaneously; or
- (ii) in the case of deferred tax assets and liabilities, if they relate to income taxes levied by the same taxation authority on either:
  - the same taxable entity; or
  - different taxable entities, which, in each future period in which significant amounts of deferred tax liabilities or assets are expected to be settled or recovered, intend to realise the current tax assets and settle the current tax liabilities on a net basis or realise and settle simultaneously.

**(v) Provisions and contingent liabilities**

Provisions are recognised when the Group has a legal or constructive obligation arising as a result of a past event, it is probable that an outflow of economic benefits will be required to settle the obligation and a reliable estimate can be made. Where the time value of money is material, provisions are stated at the present value of the expenditure expected to settle the obligation.

Where it is not probable that an outflow of economic benefits will be required, or the amount cannot be estimated reliably, the obligation is disclosed as a contingent liability, unless the probability of outflow of economic benefits is remote. Possible obligations, whose existence will only be confirmed by the occurrence or non-occurrence of one or more future events are also disclosed as contingent liabilities unless the probability of outflow of economic benefits is remote.

**(w) Revenue and other income**

Income is classified by the Group as revenue when it arises from the sale of goods, the provision of services or the use by others of the Group's assets under leases in the ordinary course of the Group's business. Further details of the Group's revenue and other income recognition policies are as follows:

**(i) Revenue from contracts with customers**

Revenue is recognised when control over a product or service is transferred to the customer, or the lessee has the right to use the asset, at the amount of promised consideration to which the Group is expected to be entitled, excluding those amounts collected on behalf of third parties. Revenue excludes value added tax or other sales taxes and is after deduction of any sales discounts.



## 2. MATERIAL ACCOUNTING POLICIES (continued)

### (w) Revenue and other income (continued)

#### (i) Revenue from contracts with customers (continued)

##### (a) Sale of merchandise

Revenue is recognised when the customer takes possession of and accepts the products. The Group operates a customer loyalty program where points can be earned by customers which can be used to reduce the cost of future purchases. The Group allocates a portion of the consideration received to loyalty points based on the estimated relative stand-alone selling prices. The amount allocated to the loyalty programme is deferred, and is recognised as revenue when loyalty points are redeemed or expire. The deferred revenue is included in contract liabilities.

For merchandise revenue received from the customers, the Group is principal as the Group controls merchandise before that merchandise is transferred to the customers.

##### (b) Sale of properties

Revenue is recognised when the properties sale contract is signed through the online system of the properties management department and the properties sale contract is submitted to the properties management department for record, and the purchase has been fully paid, and the properties have been delivered to the buyers. Payments received on properties sold prior to the date of revenue recognition are included in the consolidated statement of financial position under current liabilities.

For properties revenue received from the customers, the Group is principal as the Group controls properties before that properties are transferred to the customers.

##### (c) Property management services

Property management services mainly include security, cleaning and greening, repair and maintenance. The Group charges property management service fees at a fixed rate per square metre and bills a fixed amount for services provided on a monthly basis. The revenue is recognised over time as the tenants simultaneously receive and consume the benefits in relation to services provided by the Group.

For property management services revenue received from the tenants, the Group is principal as the Group controls the property management services before that services are transferred to the tenants.

##### (d) Consignment agency services

Some of the Group's operating sites carry out the consignment model with suppliers, and the Group recognizes revenue based on the amount of commissions or fees that it expects to be entitled to receive, which should be determined on the basis of the net amount of the total consideration received or receivable after deducting the price due to other related parties, or based on the amount of commissions established or a percentage.

The Group does not obtain control of a specific commodity before transferring it to the customers under the consignment model, and the Group is an agent.

## Notes to financial statements

**2. MATERIAL ACCOUNTING POLICIES (continued)****(w) Revenue and other income (continued)****(ii) Revenue from other sources and other income****(a) Rental income from operating leases**

Rental income receivable under operating leases is recognised in profit or loss in equal instalments over the periods covered by the lease term, except where an alternative basis is more representative of the pattern of benefits to be derived from the use of the leased asset. Lease incentives granted are recognised in profit or loss as an integral part of the aggregate net lease payments receivable. Variable lease payments that do not depend on an index or a rate are recognised as income in the accounting period in which they are earned.

**(b) Dividends**

Dividend income is recognised when the shareholder's right to receive payment is established.

**(c) Interest income**

Interest income is recognised as it accrues under the effective interest method using the rate that exactly discounts estimated future cash receipts through the expected life of the financial asset to the gross carrying amount of the financial asset. For credit-impaired financial assets, the effective interest rate is applied to the amortised cost (i.e. gross carrying amount net of loss allowance) of the asset (see Note 2(m)(i)).

**(d) Government grants**

Government grants are recognised when the Group fulfils the conditions attached to them and they are probable to be received. When government grants are received in the form of monetary assets, they are measured at the amount received or receivable. When the grant is in the form of non-monetary assets, it is measured at fair value. When fair value cannot be measured reliably, a nominal amount is assigned.

Asset-related government grant is recognised as deferred income and is amortised evenly in profit or loss over the useful lives of related assets.

Income-related government grant that is used to compensate subsequent related expenses or losses of the Group is recognised as deferred income and recorded in profit or loss when related expenses or losses are incurred. When the grant is used to compensate expenses or losses that were already incurred, they are directly recognised in profit or loss in the period the grant is received.

**(x) Translation of foreign currencies**

Foreign currency transactions during the year are translated at the foreign exchange rates ruling at the transaction dates. Monetary assets and liabilities denominated in foreign currencies are translated at the foreign exchange rates ruling at the end of the reporting period. Exchange gains and losses are recognised in profit or loss.

Non-monetary assets and liabilities that are measured in terms of historical cost in a foreign currency are translated using the foreign exchange rates ruling at the transaction dates. The transaction date is the date on which the Company initially recognises such non-monetary assets or liabilities.

## 2. MATERIAL ACCOUNTING POLICIES (continued)

### (x) Translation of foreign currencies (continued)

The results of foreign operations are translated into RMB at the average exchange rates of the reporting period. Items of the statement of financial position are translated into RMB at the closing foreign exchange rates at the end of the reporting period. The resulting exchange differences are recognised in other comprehensive income and accumulated separately in equity in the exchange reserve.

On disposal of a foreign operation, the cumulative amount of the exchange differences relating to that foreign operation is reclassified from equity to profit or loss when the profit or loss on disposal is recognised.

### (y) Borrowing costs

Borrowing costs that are directly attributable to the acquisition, construction or production of an asset which necessarily takes a substantial period of time to get ready for its intended use or sale are capitalised as part of the cost of that asset. Other borrowing costs are expensed in the period in which they are incurred.

The capitalisation of borrowing costs as part of the cost of a qualifying asset commences when expenditure for the asset is being incurred, borrowing costs are being incurred and activities that are necessary to prepare the asset for its intended use or sale are in progress. Capitalisation of borrowing costs is suspended or ceases when substantially all the activities necessary to prepare the qualifying asset for its intended use or sale are interrupted or completed.

### (z) Research and development costs

Research and development costs comprise all costs that are directly attributable to research and development activities or that can be allocated on a reasonable basis to such activities. Because of the nature of the Group's research and development activities, the criteria for the recognition of such costs as an asset are generally not met until late in the development stage of the project when the remaining development costs are immaterial. Hence both research costs and development costs are generally recognised as expenses in the period in which they are incurred.

### (aa) Related parties

#### (a) A person, or a close member of that person's family, is related to the Group if that person:

- (i) has control or joint control over the Group;
- (ii) has significant influence over the Group; or
- (iii) is a member of the key management personnel of the Group or the Group's parent.

## Notes to financial statements

**2. MATERIAL ACCOUNTING POLICIES (continued)****(aa) Related parties (continued)****(b) An entity is related to the Group if any of the following conditions applies:**

- (i) The entity and the Group are members of the same group (which means that each parent, subsidiary and fellow subsidiary is related to the others).
- (ii) One entity is an associate or joint venture of the other entity (or an associate or joint venture of a member of a group of which the other entity is a member).
- (iii) Both entities are joint ventures of the same third party.
- (iv) One entity is a joint venture of a third entity and the other entity is an associate of the third entity.
- (v) The entity is a post-employment benefit plan for the benefit of employees of either the Group or an entity related to the Group.
- (vi) The entity is controlled or jointly controlled by a person identified in (a).
- (vii) A person identified in (a)(i) has significant influence over the entity or is a member of the key management personnel of the entity (or of a parent of the entity).
- (viii) The entity, or any member of a group of which it is a part, provides key management personnel services to the Group or to the Group's parent.

Close members of the family of a person are those family members who may be expected to influence, or be influenced by, that person in their dealings with the entity.

**(ab) Segment reporting**

Operating segments, and the amounts of each segment item reported in the consolidated financial statements, are identified from the financial information provided regularly to the Group's most senior executive management for the purposes of allocating resources to, and assessing the performance of, the Group's various lines of business and geographical locations.

Individually material operating segments are not aggregated for financial reporting purposes unless the segments have similar economic characteristics and are similar in respect of the nature of products and services, the type or class of customers, the methods used to distribute the products or provide the services, and the nature of the regulatory environment. Operating segments which are not individually material may be aggregated if they share a majority of these criteria.

### 3. ACCOUNTING JUDGEMENTS AND ESTIMATES

Estimates and judgements are continually evaluated and are based on historical experience and other factors, including expectations of future events that are believed to be reasonable under the circumstances.

The Group makes estimates and assumptions concerning the future. The resulting accounting estimates may not be equal to the related actual results. The estimates and assumptions that have a significant risk of causing a material adjustment to the carrying amounts of assets and liabilities in future periods are discussed below.

#### (a) Net realisable value of inventories

Net realisable value of inventories is the estimated selling price in the ordinary course of business, less selling and distribution expenses and related taxes. These estimates are based on the current market condition and historical experience of selling products of similar nature. It could change significantly as a result of competitor actions in response to changes in market conditions. Any change in the assumptions would increase or decrease the amount of inventories written down or the related reversals of write-downs and affect the Group's profit or loss and net asset value.

#### (b) Impairment of goodwill and other non-current assets

At the end of each reporting period or when there are impairment indications, the Group reviews the recoverable amount of goodwill and other non-current assets which involves judgement on the determination of their fair value less costs of disposal and value in use. The fair value less costs of disposal is determined based on the market comparison approach by reference to recent market transaction price of comparable assets or market observable price, and the value in use is determined by discounting projected cash flow forecasts associated with the assets using risk-adjusted discount rates. Any change in the assumptions underlying these projections and fair values would increase or decrease the recoverable amounts of these assets, where applicable.

#### (c) Depreciation and amortisation

Investment properties, and other property, plant and equipment are depreciated or amortised on a straight-line basis over the estimated useful lives of the assets, after taking into account the estimated residual values, if any. The Group reviews the estimated useful lives and residual values annually. The determination of the useful lives and residual values, if any, are based on historical experience with similar assets after taking into account the anticipated changes on how such assets are to be deployed in the future. The depreciation and amortisation expense for future periods is adjusted if there are significant changes from previous estimates.

#### (d) Deferred tax assets

Deferred tax assets are recognised for unused tax losses and deductible temporary differences to the extent that it is probable that future taxable profits will be available against which the deferred tax assets can be utilised. In determining the amount of deferred tax assets to be recognised, significant judgement is required relating to the timing and level of future taxable profits, after taking into account future tax planning strategies. The amount of deferred tax assets recognised at future dates are adjusted if there are significant changes from these estimates.

## Notes to financial statements

**3. ACCOUNTING JUDGEMENTS AND ESTIMATES (continued)****(e) Customer loyalty program**

The transaction price allocated to the points earned by the members of the Group's customer loyalty program is estimated based on the stand-alone selling price of the points awarded. The stand-alone selling price of the points awarded is estimated relating to the redemption value of the points and the expected redemption rate. The expected redemption rate was estimated considering historical redemption pattern, current industry and economic trends and other relevant factors. Any change in estimate could have an effect on the balance of contract liabilities for the customer loyalty program and the results of operations.

**4. REVENUE AND SEGMENT REPORTING****(a) Revenue**

The Group generates revenue primarily from the sales of merchandise and properties, and provision of related services through its travel retail business. Other sources of revenue include rental income from the leasing of investment properties. Further details regarding the Group's principal activities are disclosed in Note 4(b). Disaggregation of revenue from contracts with customers by major services line is as follows:

	2023 RMB'000	2022 RMB'000
<b>Revenue from contracts with customers within the scope of IFRS 15</b>		
Sales of merchandise		
– duty-free	44,231,211	26,032,025
– duty-paid	22,344,477	27,973,585
Others	793,100	298,450
Subtotal revenue	67,368,788	54,304,060
<b>Revenue from other sources</b>		
Rental income from investment properties	171,317	128,791
Total revenue	67,540,105	54,432,851

The Group's customer base is diversified. No revenue amounting to 10% or more of the Group's total revenue was derived from sales to a single customer.

For the year ended 31 December 2023, the Group had revenue from contracts with customers recognised over time of RMB27,825,000 (2022: RMB119,195,000). All revenue from sales of merchandise and properties and the remaining service income were recognised at point in time.

## 4. REVENUE AND SEGMENT REPORTING (continued)

### (a) Revenue (continued)

All the amounts of transaction prices allocated to the remaining performance obligations are expected to be recognised as revenue within one year or less.

### (b) Performance obligations

Information about the Group's performance obligations is summarised below:

#### Sales of merchandise

The revenue of the merchandise is generated at a point in time. The performance obligation is satisfied upon delivery of the merchandise and payment is generally received at the same time as delivery of the merchandise or received in advance.

#### Sales of properties

The revenue of the properties is generated at a point in time. The performance obligation is satisfied upon delivery of the properties and payment is generally in advance.

#### Property management services

The performance obligation is satisfied over time as services are rendered and short-term advances are normally required before rendering the services. Property management service contracts are for periods of one year or more, and are billed based on the time incurred.

#### Membership points

The performance obligation is satisfied as members' points are used or expire, and the transaction price allocated to the points earned by the members of the Group's customer loyalty program is estimated based on the stand-alone selling price of the points awarded.

#### Consignment agency services

The performance obligation is satisfied at a point in time when control of the merchandise is transferred to the customers and payment is generally received at the same time as delivery of the merchandise.

## Notes to financial statements

**4. REVENUE AND SEGMENT REPORTING (continued)****(c) Segment reporting**

For management purposes, the Group's operating businesses are structured and managed separately, according to the nature of their operations and the products and services they provide. Each of the Group's operating segments represents a strategic business unit that offers products and services which are subject to risks and returns that are different from those of the other operating segments. No operating segments have been aggregated to form the following reportable segments. A summary of details of the operating segments is as follows:

- Travel retail ("Retail")

The Group currently offers a comprehensive series of duty-free and duty-paid merchandise to customers in Chinese Mainland, Hong Kong, Macau, Cambodia, etc., through its travel retail business. This segment engages in sales of duty-free and duty-paid merchandise and income from the provision of related services.

- Investment and development of integrated travel retail complex ("Property")

This segment engages in the development of integrated travel retail complex and the development of properties for sale, and related property leasing to generate rental income.

**(i) Segment results, assets and liabilities**

For the purposes of assessing segment performance and allocating resources between segments, the Group's senior executive management monitors the results, assets and liabilities attributable to each reportable segment on the following bases:

Segment assets include all tangible and intangible assets and current assets. Segment liabilities include all trade and other payables, and lease liabilities attributable to the activities of the individual segments and interest-bearing borrowings managed directly by the segments except that the assets and liabilities of the Company is presented in the corporate and elimination without allocating the related segment assets and liabilities between the Retail segment and the Property segment.

Revenue and expenses are allocated to the reportable segments with reference to sales generated by those segments and the expenses incurred by those segments or which otherwise arise from the depreciation or amortisation of assets attributable to those segments except that the operational results of the Company is allocated in the Retail segment without allocating the related operational results between the Retail segment and the Property segment. Segment profit includes the Group's share of profit/loss arising from the activities of the Group's joint ventures and associates.



## 4. REVENUE AND SEGMENT REPORTING (continued)

### (c) Segment reporting (continued)

#### (i) Segment results, assets and liabilities (continued)

The following tables present revenue and results for the Group's operating segments for the years ended 31 December 2023 and 2022:

Financial information of the Group's reportable segments for the years ended 31 December 2023 and 2022 is set out below:

	Retail RMB'000	Property RMB'000	Subtotal RMB'000	Corporate and eliminations RMB'000	Total RMB'000
<b>Year ended 31 December 2023</b>					
Revenue from external customers	67,065,209	474,896	67,540,105	–	67,540,105
Inter-segment sales	–	1,155,375	1,155,375	(1,155,375)	–
<b>Reportable segment revenue</b>	<b>67,065,209</b>	<b>1,630,271</b>	<b>68,695,480</b>	<b>(1,155,375)</b>	<b>67,540,105</b>
Share of net profits of joint ventures and associates	110,135	(12,738)	97,397	–	97,397
Write-down of inventories	(637,888)	–	(637,888)	–	(637,888)
Reversal of impairment of trade and other receivables	2,577	–	2,577	–	2,577
Depreciation and amortisation	(1,797,914)	(269,210)	(2,067,124)	831,550	(1,235,574)
Reportable segment profit before taxation	7,867,588	477,054	8,344,642	404,598	8,749,240
Income tax	(1,303,333)	(99,580)	(1,402,913)	1,610	(1,401,303)
<b>Reportable segment net profit</b>	<b>6,564,255</b>	<b>377,474</b>	<b>6,941,729</b>	<b>406,208</b>	<b>7,347,937</b>
<b>Reportable segment assets</b>	<b>72,936,355</b>	<b>15,464,076</b>	<b>88,400,431</b>	<b>(9,738,118)</b>	<b>78,662,313</b>
<b>Reportable segment liabilities</b>	<b>31,889,009</b>	<b>8,191,506</b>	<b>40,080,515</b>	<b>(20,392,745)</b>	<b>19,687,770</b>

## Notes to financial statements

**4. REVENUE AND SEGMENT REPORTING (continued)****(c) Segment reporting (continued)****(i) Segment results, assets and liabilities (continued)**

	Retail RMB'000	Property RMB'000	Subtotal RMB'000	Corporate and eliminations RMB'000	Total RMB'000
<b>Year ended 31 December 2022</b>					
Revenue from external customers	54,296,268	136,583	54,432,851	–	54,432,851
Inter-segment sales	–	480,836	480,836	(480,836)	–
<b>Reportable segment revenue</b>	<b>54,296,268</b>	<b>617,419</b>	<b>54,913,687</b>	<b>(480,836)</b>	<b>54,432,851</b>
Share of net profits of joint ventures and associates	162,835	(342)	162,493	–	162,493
Write-down of inventories	(590,689)	–	(590,689)	–	(590,689)
Reversal of impairment of trade and other receivables	7,158	–	7,158	–	7,158
Depreciation and amortisation	(1,211,292)	(155,929)	(1,367,221)	13,492	(1,353,729)
Reportable segment profit before taxation	7,616,827	58,460	7,675,287	25,217	7,700,504
Income tax	(1,397,874)	(42,014)	(1,439,888)	11,214	(1,428,674)
<b>Reportable segment net profit</b>	<b>6,218,953</b>	<b>16,446</b>	<b>6,235,399</b>	<b>36,431</b>	<b>6,271,830</b>
<b>Reportable segment assets</b>	<b>64,794,242</b>	<b>12,913,670</b>	<b>77,707,912</b>	<b>(2,089,128)</b>	<b>75,618,784</b>
<b>Reportable segment liabilities</b>	<b>30,448,854</b>	<b>7,590,522</b>	<b>38,039,376</b>	<b>(16,259,188)</b>	<b>21,780,188</b>

## 4. REVENUE AND SEGMENT REPORTING (continued)

### (c) Segment reporting (continued)

#### (ii) Geographic information

The following tables set out information about the geographical locations of (a) the Group's revenue from external customers and (b) the Group's investment properties, right-of-use assets, other property, plant and equipment, intangible assets, goodwill, interests in associates and joint ventures and other non-current assets ("specified non-current assets"). The analysis of geographical location of customers is based on the location at which the services are provided or the goods are delivered. The geographical location of the specified non-current assets is based on (a) the physical location of the assets, in the case of investment properties, right-of-use assets, other property, plant and equipment, intangible assets and other non-current assets, the location of the operations to which they are allocated, in the case of goodwill, and (b) the location of operations, in the case of interests in associates and joint ventures.

#### Revenue from external customers

	2023 RMB'000	2022 RMB'000
Chinese Mainland	61,973,073	50,183,556
Hong Kong, Macau and overseas	5,567,032	4,249,295
<b>Total revenue</b>	<b>67,540,105</b>	<b>54,432,851</b>

The revenue information of continuing operations above is based on the locations of the customers.

#### Specified non-current assets

	2023 RMB'000	2022 RMB'000
Chinese Mainland	17,417,825	15,815,665
Hong Kong, Macau and overseas	1,003,995	998,930
<b>Total non-current assets</b>	<b>18,421,820</b>	<b>16,814,595</b>

## Notes to financial statements

**5. OTHER INCOME AND OTHER NET GAINS**

	2023	2022
	RMB'000	RMB'000
Interest income from financial assets measured at amortised cost	1,045,432	307,500
Net exchange gains/(losses)	291,059	(190,116)
Government subsidies	149,889	296,137
Others	6,204	6,559
<b>Total other income and other net gains</b>	<b>1,492,584</b>	<b>420,080</b>

**6. PROFIT BEFORE TAXATION**

Profit before taxation is arrived at after charging/(crediting):

**(a) Finance costs (excluding directors' remuneration in note 8)**

	2023	2022
	RMB'000	RMB'000
Interest expenses on interest-bearing borrowings	89,565	31,580
Interest expenses on lease liabilities	208,329	162,596
<b>Total</b>	<b>297,894</b>	<b>194,176</b>

**(b) Staff costs (excluding directors' and chief executive's remuneration (note 8))**

	2023	2022
	RMB'000	RMB'000
Salaries, wages and other benefits	3,310,254	2,898,155
Contribution to defined contribution retirement plans	314,371	289,667
<b>Total</b>	<b>3,624,625</b>	<b>3,187,822</b>

## 6. PROFIT BEFORE TAXATION (continued)

### (b) Staff costs (continued)

The Group participates in pension schemes organised by the PRC government for all the employees in the PRC (excluding Hong Kong and Macau), whereby the Group is required to pay annual contributions based on the statutory percentage of the average salary level in the cities where the Group's employees are employed. The Group remits all the pension fund contributions to the respective social security offices, which are responsible for the payments and liabilities relating to the pension funds. The Group has no obligation for payment of retirement and other post retirement benefits of employees other than the contributions described above.

The Group has arranged for its Hong Kong employees to join a Mandatory Provident Fund (the "MPF scheme"). Under the rules of the MPF scheme, contributions are made based on a percentage of the employees' basic salaries and are charged to profit or loss as they become payable. The only obligation of the Group with respect to the MPF scheme is to make the required contributions under the scheme.

### (c) Other items

	2023 RMB'000	2022 RMB'000
Cost of inventories (Note 19(b))	46,538,073	39,464,363
Depreciation and amortisation of:		
– Investment properties	40,032	38,724
– Right-of-use assets	495,243	813,833
– Other property, plant and equipment	673,406	480,251
– Intangible assets	26,893	20,921
Lease expenses not included in the measurement of lease liabilities:		
– Variable and short-term leases (i)	4,325,124	946,363
Rent concessions from lessors (ii)	–	(1,600,576)
Licensing fees for duty-free operation	1,394,458	998,843
Auditor's remuneration:		
– Audit services	5,760	5,337
– Tax and other services	10,266	4,862

## Notes to financial statements

**6. PROFIT BEFORE TAXATION (continued)****(c) Other items (continued)**

- (i) Variable lease payments that do not depend on an index or rate and short-term leases that have a lease term of 12 months or less are not included in the measurement of the lease liabilities and hence are charged to profit or loss in the accounting period in which they are incurred in accordance with IFRS 16 *Leases*.
- (ii) For the year ended 31 December 2022, certain subsidiaries obtained unconditional waivers from the facility owners in respect of the lease expenses of RMB1,600,576,000. The impact from the waivers were charged to profit or loss for the corresponding period when they were received.

**7. INCOME TAX IN THE CONSOLIDATED STATEMENT OF PROFIT OR LOSS AND OTHER COMPREHENSIVE INCOME****(a) Taxation in the consolidated statement of profit or loss and other comprehensive income represents:**

	2023 RMB'000	2022 RMB'000
<b>Current tax – Hong Kong Profits Tax</b>		
Provision for corporate income tax ("CIT") for the year	317,147	223,118
<b>Current tax – Chinese Mainland (including Macau) and elsewhere</b>		
Provision for CIT for the year	1,261,949	1,115,790
Under/(over)-provision for CIT in respect of the prior year	24,543	(7,238)
<b>Current tax</b>		
PRC land appreciation tax ("LAT") (i)	29,779	–
<b>Deferred tax</b>		
Origination and reversal of temporary differences (Note 27(b))	(232,115)	97,004
<b>Total tax charge for the year</b>	<b>1,401,303</b>	<b>1,428,674</b>

- (i) LAT is levied at progressive rates ranging from 30% to 60% on the appreciation of land value, being the proceeds from the sale of properties less deductible expenditures including land costs, borrowing costs and other property development expenditures. The Group has estimated, made and included in taxation a provision for LAT according to the requirements set forth in the relevant Chinese Mainland tax laws and regulations. The LAT provision is subject to the final review/approval by the local tax bureau.

## 7. INCOME TAX IN THE CONSOLIDATED STATEMENT OF PROFIT OR LOSS AND OTHER COMPREHENSIVE INCOME (continued)

### (b) Reconciliation between tax expenses and accounting profits at applicable tax rates:

	2023 RMB'000	2022 RMB'000
Profit before taxation	8,749,240	7,700,504
Notional tax on profit before taxation, calculated at the PRC income tax rate of 25% (i)	2,187,310	1,925,126
Different tax rates of subsidiaries operating in other jurisdictions and statutory tax concessions (ii)(iii)(iv)	(634,031)	(482,199)
Under/(over)-provision in respect of the prior year	24,543	(7,238)
Non-taxable income	(41,953)	(2,011)
Profits and losses attributable to joint ventures and associates	(22,971)	(39,993)
Non-deductible expenses	22,791	17,596
Utilisation of previously unrecognised tax losses	(89,145)	(22,125)
Utilisation of previously unrecognised temporary differences	(148,938)	(116,681)
Provision for LAT	29,779	–
Tax effect on LAT	(7,445)	–
Tax losses and temporary differences not recognised as deferred tax assets	81,363	156,199
Tax charge at the Group's effective rate	1,401,303	1,428,674

- (i) The Company and the subsidiaries of the Group established in the PRC (excluding Hong Kong and Macau) are subject to the PRC Corporate Income Tax at 25% (2022: 25%).
- (ii) The subsidiaries of the Group incorporated in Hong Kong are subject to Hong Kong Profits Tax at a rate of 16.5% (2022: 16.5%) and the subsidiaries of the Group incorporated in Macau are subject to Macau Profits Tax at a rate of 12% (2022: 12%). The subsidiary of the Group incorporated in Cambodia is subject to income tax at a rate of 20% (2022: 20%). The subsidiary of the Group incorporated in Sri Lanka is subject to income tax at a rate of 30% (2022: 30%). The subsidiary of the Group incorporated in Singapore is subject to income tax at a rate of 17% (2022: 17%).

Among the subsidiaries incorporated in Hong Kong, China Duty Free International Limited is eligible for the 8.25% tax band under the two-tiered tax regime introduced by the Hong Kong Government. The provision for Hong Kong Profits Tax for this subsidiary was calculated on the same basis in 2023 and 2022.

## Notes to financial statements

**7. INCOME TAX IN THE CONSOLIDATED STATEMENT OF PROFIT OR LOSS AND OTHER COMPREHENSIVE INCOME (continued)****(b) Reconciliation between tax expenses and accounting profits at applicable tax rates: (continued)**

- (iii) In 2022, the Ministry of Finance and the State Administration of Taxation issued the Notice on the Further Implementation of Preferential Income Tax for Small and Micro Enterprises (Cai Shui [2022] No. 13), which provides that the portion of annual taxable income of small and micro enterprises exceeding RMB1,000,000 but not exceeding RMB3,000,000 shall be deducted to 25% of the taxable income and subject to income tax at a rate of 20% for the period from 1 January 2022 to 31 December 2024.

In 2023, the Ministry of Finance and the State Administration of Taxation issued the Notice on the Preferential Income Tax for Small and Micro Enterprises and Individual Business Households (Cai Shui [2023] No. 6), which provides that the portion of annual taxable income of small and micro enterprises not exceeding RMB1,000,000 shall be deducted to 25% of the taxable income and subject to income tax at a rate of 20% for the period from 1 January 2023 to 31 December 2024.

- (iv) According to No. 31 Caishui 2020 "Notice on Preferential Policies for Enterprise Income Tax in Hainan Free Trade Port" ("Hainan FTP") published by the Ministry of Finance and the State Administration of Taxation effective on 23 June 2020, a qualified encouraged industrial enterprise registered in the Hainan FTP of the PRC is entitled to a preferential corporate income tax rate of 15% from 1 January 2020 to 31 December 2024. In addition, a qualified industrial enterprise registered in the Hainan FTP of the PRC will further enjoy a preferential corporate income tax rate of 15% for the calendar years from 2025 to 2035.

The Group's ten subsidiaries in the Hainan FTP are eligible for the abovementioned preferential corporate income tax rate of 15% as being determined as primarily engaged in the government encouraged duty-free business in China.



## 8. DIRECTORS' EMOLUMENTS

Details of the emoluments of the directors of the Company during 2023 and 2022 are as follows:

	Year ended 31 December 2023				
	Directors' fees	Salaries, allowances and benefits in kind	Discretionary bonuses	Retirement scheme contributions	Total
	RMB'000	RMB'000	RMB'000	RMB'000	RMB'000
<b>Chairmen:</b>					
Mr. Peng Hui (resigned on 2 February 2023)	–	468	4,736	27	5,231
Mr. Wang Xuan (appointed on 19 October 2023)*	–	1,904	2,856	170	4,930
<b>Executive director:</b>					
Mr. Chen Guoqiang**	–	2,009	2,837	170	5,016
<b>Independent non-executive directors:</b>					
Mr. Ge Ming	222	–	–	–	222
Ms. Wang Ying (appointed on 29 June 2023)	113	–	–	–	113
Mr. Wang Qiang (appointed on 29 June 2023)	113	–	–	–	113
Mr. Zhang Rungang (resigned on 29 June 2023)	142	–	–	–	142
Mr. Wang Bin (resigned on 29 June 2023)	140	–	–	–	140
Ms. Liu Yan (resigned on 29 June 2023)	140	–	–	–	140
<b>Total</b>	<b>870</b>	<b>4,381</b>	<b>10,429</b>	<b>367</b>	<b>16,047</b>

\* Mr. Wang Xuan was appointed as an executive director since 18 May 2021, and was appointed as chairman since 19 October 2023.

\*\* Mr. Chen Guoqiang was appointed as an executive director since 18 September 2019, and was appointed as vice chairman since 2 February 2023.

## Notes to financial statements

**8. DIRECTORS' EMOLUMENTS (continued)**

Details of the emoluments of the directors of the Company during 2023 and 2022 are as follows: (continued)

	Year ended 31 December 2022				Total RMB'000
	Directors' fees RMB'000	Salaries, allowances and benefits in kind RMB'000	Discretionary bonuses RMB'000	Retirement scheme contributions RMB'000	
<b>Chairman:</b>					
Mr. Peng Hui (resigned on 2 February 2023)	–	3,962	4,052	156	8,170
<b>Executive directors:</b>					
Mr. Chen Guoqiang	–	2,321	5,059	156	7,536
Mr. Wang Xuan	–	1,948	4,475	156	6,579
<b>Independent non-executive directors:</b>					
Mr. Zhang Rungang	252	–	–	–	252
Mr. Wang Bin	248	–	–	–	248
Ms. Liu Yan	248	–	–	–	248
Mr. Ge Ming (appointed on 25 August 2022)	79	–	–	–	79
<b>Total</b>	<b>827</b>	<b>8,231</b>	<b>13,586</b>	<b>468</b>	<b>23,112</b>

No emoluments were paid by the Group to the directors as an inducement to join or upon joining the Group or as compensation for loss of office.

## 9. INDIVIDUALS WITH HIGHEST EMOLUMENTS

Of the five individuals with the highest emoluments, no director (2022: two) whose emolument is disclosed in Note 8. The aggregate of the emoluments in respect of the remaining five individuals (2022: three) are as follows:

	2023	2022
	RMB'000	RMB'000
Salaries and other emoluments	11,551	17,560
Discretionary bonuses	20,730	6,549
Pension scheme contributions	404	124
<b>Total</b>	<b>32,685</b>	<b>24,233</b>

The emoluments of the remaining five (2022: three) individuals with the highest emoluments are within the following bands:

	Number of employees	
	2023	2022
HK\$5,500,001 to HK\$6,000,000	1	–
HK\$6,000,001 to HK\$6,500,000	1	–
HK\$6,500,001 to HK\$7,000,000	1	–
HK\$8,000,001 to HK\$8,500,000	1	–
HK\$8,500,001 to HK\$9,000,000	–	1
HK\$9,000,001 to HK\$9,500,000	1	2
<b>Total</b>	<b>5</b>	<b>3</b>

## 10. EARNINGS PER SHARE

The calculation of the basic earnings per share amount is based on the profit for the year attributable to ordinary equity holders of the Company of RMB6,790,026,000, (2022: RMB5,113,962,000) and the weighted average number of ordinary shares of 2,068,859,044 (2022: 1,990,134,911) in issue during the year.

Weighted average number of ordinary shares:

	Number of shares	
	2023	2022
Issued ordinary shares at 1 January	2,068,859	1,952,476
Effect of shares issued under H share initial public offering (Note 28(c))	–	37,659
<b>Weighted average number of ordinary shares at 31 December</b>	<b>2,068,859</b>	<b>1,990,135</b>

There were no dilutive potential ordinary shares throughout the years ended 31 December 2023 and 2022 and therefore dilutive earnings per share is equivalent to basic earnings per share.

## Notes to financial statements

**11. INVESTMENT PROPERTIES**

	2023 RMB'000	2022 RMB'000
<b>Cost</b>		
At 1 January	1,532,481	1,328,332
Transfer from right-of-use assets	22,299	29,300
Transfer from construction in progress	211,439	248,030
Transfer to right-of-use assets	(1,714)	(18,786)
Transfer to other property, plant and equipment	(4,961)	(54,395)
Disposals	(782)	–
At 31 December	1,758,762	1,532,481
<b>Accumulated amortisation:</b>		
At 1 January	(145,354)	(131,519)
Charge for the year	(40,032)	(38,724)
Transfer from right-of-use assets	(1,421)	(2,498)
Transfer to right-of-use assets	424	4,142
Transfer to other property, plant and equipment	2,339	23,245
Disposals	33	–
At 31 December	(184,011)	(145,354)
<b>Carrying amount at 31 December</b>	<b>1,574,751</b>	<b>1,387,127</b>

**(a) Amounts recognised in profit or loss for investment properties:**

	2023 RMB'000	2022 RMB'000
Rental income from operating leases	171,317	128,791

## 11. INVESTMENT PROPERTIES (continued)

### (b) Leasing income

The Group leases out investment properties under operating leases which typically run for an initial period of 1 to 5 years. The Group's total future minimum lease receivables under non-cancellable operating leases are as follows:

	2023 RMB'000	2022 RMB'000
Within 1 year	149,937	88,603
After 1 year but within 5 years	284,658	173,537
After 5 years	52,457	29,690
<b>Total</b>	<b>487,052</b>	<b>291,830</b>

### (c) Fair value hierarchy

As set out in Note 2(i), the Group has applied the cost model for its investment properties.

An independent professional valuer, Jones Lang LaSalle Corporate Appraisal and Advisory Limited, has been engaged to measure the fair value of the investment properties. The valuation included the fair value of the buildings, and the associated leasehold land use rights classified as investment properties. As at 31 December 2023, the fair values of the investment properties was RMB3,986,800,000 (2022: RMB2,326,100,000).

Fair values are categorised into the three-level fair value hierarchy as disclosed in Note 29(e). The fair value measurement for investment properties has been categorised as Level 3 fair value based on the inputs to the valuation technique used.

The fair value was determined based on the income approach, where the market rentals of all lettable units of the properties are assessed and capitalised at the market yield expected by investors for this type of properties. The market rentals are assessed by reference to the rentals achieved in the lettable units of the properties as well as other lettings of similar properties in the neighbourhood. The yield is estimated according to the market evidence, valuer's experience and knowledge of market conditions.

Description	Valuation techniques	Unobservable Inputs	Relationship of unobservable inputs to fair value
Property units located in Chinese Mainland	Income approach	Market rent	The higher the unit rent per square metre, the higher the fair value.
		Market yield	The higher the yield, the lower the fair value. As at 31 December 2023, the adopted yield ranged from 6.0% to 6.5% (2022: 5.5% to 6.5%).

## Notes to financial statements

## 12. RIGHT-OF-USE ASSETS

	Ownership interests in leasehold land for own use RMB'000	Buildings RMB'000	Motor vehicles, furniture, and others RMB'000	Total RMB'000
<b>Cost:</b>				
At 1 January 2022	2,618,655	6,505,291	10,604	9,134,550
Additions	123,361	550,373	–	673,734
Disposals	–	(382,182)	(201)	(382,383)
Modification	–	(1,896,819)	–	(1,896,819)
Transfer from investment properties	18,786	–	–	18,786
Transfer to investment properties	(29,300)	–	–	(29,300)
Exchange differences	–	79,430	222	79,652
At 31 December 2022	2,731,502	4,856,093	10,625	7,598,220
Additions	622	1,030,794	–	1,031,416
Disposals	–	(842,058)	(1,381)	(843,439)
Modification	–	(483,420)	–	(483,420)
Transfer from investment properties	1,714	–	–	1,714
Transfer to investment properties	(22,299)	–	–	(22,299)
Transfer to completed properties held for sale	(291,728)	–	–	(291,728)
Exchange differences	–	6,621	–	6,621
At 31 December 2023	2,419,811	4,568,030	9,244	6,997,085
<b>Accumulated depreciation:</b>				
At 1 January 2022	(333,832)	(2,613,507)	(3,255)	(2,950,594)
Charge for the year	(64,771)	(779,115)	(2,644)	(846,530)
Disposals	–	333,020	106	333,126
Transfer from investment properties	(4,142)	–	–	(4,142)
Transfer to investment properties	2,498	–	–	2,498
Exchange differences	–	(14,180)	(97)	(14,277)
At 31 December 2022	(400,247)	(3,073,782)	(5,890)	(3,479,919)
Charge for the year	(53,006)	(465,856)	(1,083)	(519,945)
Disposals	–	840,623	361	840,984
Transfer from investment properties	(424)	–	–	(424)
Transfer to investment properties	1,421	–	–	1,421
Transfer to completed properties held for sale	8,368	–	–	8,368
Exchange differences	–	(2,604)	–	(2,604)
At 31 December 2023	(443,888)	(2,701,619)	(6,612)	(3,152,119)
Impairment during the year	–	(200)	–	(200)
<b>Carrying amount:</b>				
At 31 December 2023	1,975,923	1,866,211	2,632	3,844,766
At 31 December 2022	2,331,255	1,782,311	4,735	4,118,301

## 12. RIGHT-OF-USE ASSETS (continued)

(a) The analysis of the carrying amounts of the Group's right-of-use assets by class of underlying assets are as follows:

	2023 RMB'000	2022 RMB'000
Included in "Right-of-use assets":		
– Ownership interests in leasehold land for own use	1,975,923	2,331,255
– Buildings	1,866,211	1,782,311
– Motor vehicles, furniture, and others	2,632	4,735
Subtotal	3,844,766	4,118,301
Included in "Investment properties":		
– Ownership interests in leasehold land held for lease	225,898	212,624
Total	4,070,664	4,330,925

(b) The amounts recognised in profit or loss in relation to leases are as follows:

	2023 RMB'000	2022 RMB'000
Depreciation charges of right-of-use assets by class of underlying assets:		
– Ownership interests in leasehold land for own use	28,304	32,074
– Buildings	465,856	779,115
– Motor vehicles, furniture, and others	1,083	2,644
– Ownership interests in leasehold land held for lease	6,314	6,439
Total	501,557	820,272
Interest expenses on lease liabilities (Note 6(a))	208,329	162,596
Variable lease payments not included in the measurement of lease liabilities (Note 6(c))	4,325,124	946,363
Rent concessions from lessors (Note 6(c))	–	(1,600,576)

## Notes to financial statements

### 12. RIGHT-OF-USE ASSETS (continued)

#### (c) Ownership interests in leasehold land for own use

The Group has obtained land use rights in Chinese Mainland where certain retail complexes are located. The land use rights are typically granted for 30-50 years, on the expiry of which the land is reverted back to the PRC. The payment for leasing the land is normally made in full at the start of the land use right period.

#### (d) Other properties leased for own use

The Group mainly leases various retail stores, offices, delivery pick-up points and warehouses. Rental contracts are typically entered into for fixed periods of 3 to 10 years for retail stores and 2 to 5 years for offices and warehouses.

Lease terms are negotiated on an individual basis and contain a wide range of different terms and conditions. The lease agreements do not impose any covenants other than the security interests in the leased assets that are held by the lessor. Leased assets may not be used as security for borrowing purposes.

Some property leases contain variable payment terms that are linked to factors such as sales generated from a store or the number of passengers and etc. Variable lease payments that depend on such factors are recognised in profit or loss in the period in which the condition that triggers those payments occurs. There are also minimum annual base rental arrangements for some of these leases.

Extension and termination options are included in certain property leases across the Group. These are used to maximise operational flexibility in terms of managing the assets used in the Group's operations. In determining the lease term, management considers all facts and circumstances that create an economic incentive to exercise an extension option, or not to exercise a termination option. Extension options (or periods after termination options) are only included in the lease term if the lease is reasonably certain to be extended (or not terminated).



### 13. OTHER PROPERTY, PLANT AND EQUIPMENT

	Furniture						Total RMB'000
	Buildings	Machinery and equipment	Motor vehicles	and others	Leasehold improvements	Construction in progress	
	RMB'000	RMB'000	RMB'000	RMB'000	RMB'000	RMB'000	
<b>Cost:</b>							
At 1 January 2023	6,254,654	26,606	131,844	266,866	2,161,011	2,018,952	10,859,933
Additions	-	3,986	5,837	23,233	3,722	2,050,649	2,087,427
Disposals	(5,835)	(1,477)	(5,440)	(15,787)	-	(168,843)	(197,382)
Transfer within other property, plant and equipment	1,086,930	484	-	786	379,527	(1,467,727)	-
Transfer from/(to) investment properties	4,961	-	-	-	-	(211,439)	(206,478)
Transfer to completed properties held for sale	-	-	-	-	-	(1,154,917)	(1,154,917)
Exchange differences	-	19	100	611	2,221	-	2,951
At 31 December 2023	7,340,710	29,618	132,341	275,709	2,546,481	1,066,675	11,391,534
<b>Accumulated depreciation:</b>							
At 1 January 2023	(954,294)	(16,563)	(102,017)	(173,086)	(1,059,362)	-	(2,305,322)
Charge for the year	(222,758)	(4,179)	(7,824)	(25,727)	(412,918)	-	(673,406)
Disposals	2,917	1,233	5,042	13,894	-	-	23,086
Transfer from investment property	(2,339)	-	-	-	-	-	(2,339)
Exchange differences	-	(11)	(84)	(430)	-	-	(525)
At 31 December 2023	(1,176,474)	(19,520)	(104,883)	(185,349)	(1,472,280)	-	(2,958,506)
<b>Impairment losses:</b>							
At 1 January 2023	-	-	-	-	-	(166,670)	(166,670)
Additions	-	-	(3)	(47)	(24)	-	(74)
Write-off during the year	-	-	-	-	-	166,670	166,670
At 31 December 2023	-	-	(3)	(47)	(24)	-	(74)
<b>Carrying amount:</b>							
At 31 December 2023	6,164,236	10,098	27,455	90,313	1,074,177	1,066,675	8,432,954
At 1 January 2023	5,300,360	10,043	29,827	93,780	1,101,649	1,852,282	8,387,941

## Notes to financial statements

**13. OTHER PROPERTY, PLANT AND EQUIPMENT (continued)**

	Buildings RMB'000	Machinery and equipment RMB'000	Motor vehicles RMB'000	Furniture and others RMB'000	Leasehold improvements RMB'000	Construction in progress RMB'000	Total RMB'000
<b>Cost:</b>							
At 1 January 2022	2,512,447	25,291	129,247	233,828	1,554,238	3,056,612	7,511,663
Additions	-	1,887	8,790	36,843	81,980	3,412,204	3,541,704
Disposals	(1,585)	(662)	(6,716)	(6,953)	-	-	(15,916)
Transfer within other property, plant and equipment	3,689,397	-	-	-	512,437	(4,201,834)	-
Transfer from/(to) investment properties	54,395	-	-	-	-	(248,030)	(193,635)
Exchange differences	-	90	523	3,148	12,356	-	16,117
At 31 December 2022	6,254,654	26,606	131,844	266,866	2,161,011	2,018,952	10,859,933
<b>Accumulated depreciation:</b>							
At 1 January 2022	(793,154)	(13,054)	(100,255)	(151,052)	(754,232)	-	(1,811,747)
Charge for the year	(138,085)	(3,993)	(7,688)	(25,560)	(305,130)	-	(480,456)
Disposals	190	529	6,370	5,682	-	-	12,771
Transfer from investment property	(23,245)	-	-	-	-	-	(23,245)
Exchange differences	-	(45)	(444)	(2,156)	-	-	(2,645)
At 31 December 2022	(954,294)	(16,563)	(102,017)	(173,086)	(1,059,362)	-	(2,305,322)
<b>Impairment losses:</b>							
At 1 January 2021 and 31 December 2022	-	-	-	-	-	(166,670)	(166,670)
<b>Carrying amount:</b>							
At 31 December 2022	5,300,360	10,043	29,827	93,780	1,101,649	1,852,282	8,387,941
At 1 January 2022	1,719,293	12,237	28,992	82,776	800,006	2,889,942	5,533,246

At 31 December 2023, the Group is in the process of obtaining ownership certificates for buildings with an aggregate carrying amount of RMB1,574,517,000 (2022: RMB3,525,033,000). There are two buildings that not obtain ownership certificates, one of which is only partially uncompleted. The carrying amount of the building in the process of obtaining ownership certificate is calculated based on the relative proportion of total area this year. Notwithstanding this, the directors are of the opinion that the Group owned the beneficial title to these buildings and the aforesaid matter will not have any significant impact on the Group's financial position as at the end of the reporting period.

## 14. INTANGIBLE ASSETS

Intangible assets of the Group represent software and licences with finite lives:

	2023	2022
	RMB'000	RMB'000
<b>Cost:</b>		
At 1 January	234,311	201,762
Additions	53,526	33,078
Disposals	(173)	(1,195)
Exchange differences	139	666
At 31 December	287,803	234,311
<b>Accumulated amortisation:</b>		
At 1 January	(105,644)	(85,266)
Charge for the year	(26,893)	(20,921)
Disposals	9	949
Exchange differences	(81)	(406)
At 31 December	(132,609)	(105,644)
<b>Carrying amount:</b>		
At 31 December	155,194	128,667

The amortisation of intangible assets is included in administrative expenses in the consolidated statement of profit or loss and other comprehensive income.

## Notes to financial statements

**15. GOODWILL**

Goodwill arose on the acquisition of Sunrise Shanghai and its subsidiaries (“Sunrise Shanghai”). The carrying amount of goodwill before impairment allocated to a group of cash-generating units are as follows:

	2023 RMB'000	2022 RMB'000
Sunrise Shanghai	822,460	822,460

The Group performs annual impairment test on goodwill at the end of the reporting year. For Sunrise Shanghai, the recoverable amount of the cash-generating unit was determined based on value-in-use calculations. These calculations use cash flow projections based on financial budgets approved by management covering a five-year period.

The weighted average growth rates in revenue within the forecast period are determined based on the average growth rate achieved in the recent period before the budget year, adjusted for expected market development. The long-term growth rate used over the forecast period, which is 2.1% (2022: 2.0%), does not exceed the long-term average growth rate in relevant industry reports. The pre-tax discount rate of 16.19% (2022: 16.11%) adopted reflected the current market assessment of the time value of money and the risks specific to the Sunrise Shanghai CGU.

The recoverable amount determined on the above basis exceeded the carrying amount of the Sunrise Shanghai CGU by RMB5,444,973,000 (2022: RMB2,359,550,000). Considering the headroom was multiple times of the carrying amount of the Sunrise Shanghai CGU at each reporting year end date, the directors of the Company believe that there is no reasonably possible change in key parameters that would cause the carrying amount of the Sunrise Shanghai CGU to exceed its recoverable amount.

As a result of the above impairment tests, the directors are of the view that there was no impairment on the goodwill allocated to the Sunrise Shanghai CGU.

## 16. INVESTMENTS IN SUBSIDIARIES

The following list contains only the particulars of subsidiaries which principally affected the results, assets or liabilities of the Group. The class of shares held is ordinary unless otherwise stated.

Name of company	Place of incorporation and operations	Particulars of issued/paid-up capital ('000)	The Group's effective interest		Principal activities
			Direct	Indirect	
China Duty Free Group Co., Ltd. ("CDFG")*	The PRC	RMB10,411,539	100%	–	Travel retail business
China Duty Free International Limited***	Hong Kong	HK\$3,000,000	–	100%	Travel retail business
Sunrise Shanghai**	The PRC	US\$1,020	–	51%	Travel retail business
Sunrise Duty Free (China) Co., Ltd. ("Sunrise China")**	The PRC	US\$6,260	–	51%	Travel retail business
CDFG (Guangzhou Xinmian) Duty Free Co., Ltd.*	The PRC	RMB220,600	–	100%	Travel retail business
CDFG Sanya Downtown Duty Free Store Co., Ltd.*	The PRC	RMB2,387,233	–	100%	Travel retail business
CDF Investment Development Co., Ltd. ("CDF Investment")*	The PRC	RMB7,286,683/ RMB7,036,683	100%	–	Investment and development of integrated travel retail complex
CDF (Sanya) Investment Development Co., Ltd.*	The PRC	RMB387,755	–	100%	Investment and development of integrated travel retail complex
Hainan Duty Free Co., Ltd. ("Hainan DF")*	The PRC	RMB1,200,000	–	51%	Travel retail business
CDF (Sanya) Haitang Bay Investment Development Co., Ltd.*	The PRC	RMB640,000	–	100%	Investment and development of integrated travel retail complex
CDF-Lagardere Company Limited***	Hong Kong	HK\$130,000	–	80%	Travel retail business
CDFG Beijing Capital Airport Duty Free Co., Ltd.*	The PRC	RMB200,000/ RMB65,000	–	51%	Travel retail business
China Duty Free Group (Hainan) Operation Headquarter Co., Ltd.*	The PRC	RMB8,602,789	–	100%	Travel retail business
CDF (Haikou) Investment Development Co., Ltd.*	The PRC	RMB3,600,000	–	100%	Investment and development of integrated travel retail complex
China Duty Free (Haikou) International Duty Free City Co., Ltd.*	The PRC	RMB5,000,000	–	100%	Travel retail business

\* These subsidiaries are limited liability companies established in Chinese Mainland.

\*\* These subsidiaries are Sino-foreign equity joint ventures registered in Chinese Mainland.

\*\*\* These subsidiaries are incorporated in Hong Kong.

## Notes to financial statements

**16. INVESTMENTS IN SUBSIDIARIES (continued)****Summarised financial information on subsidiaries with material non-controlling interests**

Set out below is the summarised financial information for each subsidiary with material non-controlling interests to the Group. The summarised financial information presented below is the amount after the adjustment of fair value impact from business combination and uniform accounting policy but before any inter-company elimination.

**Summarised financial information of Sunrise Shanghai**

	2023	2022
	RMB'000	RMB'000
Non-current assets	1,014,412	700,413
Current assets	6,889,816	8,461,463
Non-current liabilities	173,217	89,462
Current liabilities	3,163,821	5,006,821
Net assets	4,567,190	4,065,593
Carrying amount of non-controlling interests	2,237,923	1,992,141
Revenue	17,821,234	14,144,708
Profit after taxation and total comprehensive income	501,597	1,235,910
Profit attributable to non-controlling interests	245,783	605,596
Dividends paid to non-controlling interests	–	673,894
Cash flows generated from/(used in) operating activities	1,094,551	(1,533,075)
Cash flows generated from investing activities	1,496	2,414,364
Cash flows used in financing activities	(30,053)	(1,399,104)

**16. INVESTMENTS IN SUBSIDIARIES (continued)****Summarised financial information on subsidiaries with material non-controlling interests (continued)****Summarised financial information of Hainan DF**

	2023	2022
	RMB'000	RMB'000
Non-current assets	192,529	231,186
Current assets	4,129,321	5,113,126
Non-current liabilities	262	9,725
Current liabilities	653,431	974,841
Net assets	3,668,157	4,359,746
Carrying amount of non-controlling interests	1,957,337	2,337,320
Revenue	4,917,830	5,637,875
Profit after taxation and total comprehensive income	389,009	724,123
Profit attributable to non-controlling interests	257,017	377,584
Cash flows generated from operating activities	1,615,659	1,304,762
Cash flows used in investing activities	(537,805)	(1,293,709)
Cash flows used in financing activities	(1,165,106)	(24,731)

## Notes to financial statements

**17. INTERESTS IN ASSOCIATES**

	2023 RMB'000	2022 RMB'000
Share of net assets	1,191,274	1,150,763
Impairment loss	–	(76,500)
Total	1,191,274	1,074,263

Aggregate information of the associates that are not individually material:

	2023 RMB'000	2022 RMB'000
Aggregate carrying amount of individually immaterial associates in the consolidated statement of financial position	1,191,274	1,074,263
Aggregate amount of the Group's share of the associates		
Profit for the year	109,564	164,944
Total comprehensive income	109,564	164,944



## 18. INTERESTS IN JOINT VENTURES

	2023 RMB'000	2022 RMB'000
Share of net assets	1,008,669	895,836

Aggregate information of the joint ventures that are not individually material:

	2023 RMB'000	2022 RMB'000
Aggregate carrying amount of individually immaterial joint ventures in the consolidated statement of financial position	1,008,669	895,836
Aggregate amount of the Group's share of the joint ventures Loss for the year	(12,167)	(2,451)
Total comprehensive income	(12,167)	(2,451)

## 19. INVENTORIES

### (a) Inventories in the consolidated statement of financial position comprise:

	2023 RMB'000	2022 RMB'000
Completed properties held for sale	741,373	–
Merchandise held for trading	20,315,542	27,926,480
Total	21,056,915	27,926,480

### (b) The analyses of the amounts of inventories recognised as expenses and included in profit or loss are as follows:

	2023 RMB'000	2022 RMB'000
Carrying amount of inventories sold	45,900,185	38,873,674
Write-down of inventories	637,888	590,689
Total	46,538,073	39,464,363

## Notes to financial statements

**20. TRADE AND OTHER RECEIVABLES**

	2023 RMB'000	2022 RMB'000
<b>Non-current</b>		
Lease and other deposits	530,526	570,219
<b>Current</b>		
Trade receivables (i)	381,732	348,207
Prepayments for purchases of merchandise	480,165	396,054
Prepayments for variable and short-term leases	1,758	232,222
Value-added tax recoverable	2,042,217	725,129
Lease and other deposits	589,578	188,453
Time deposits (ii)	1,551,220	–
Others	459,782	256,999
<b>Subtotal</b>	<b>5,506,452</b>	<b>2,147,064</b>
<b>Total</b>	<b>6,036,978</b>	<b>2,717,283</b>

- (i) The Group's trade receivables related to credit card sales and sales through on-line channels, the ageing of which is mainly within one year. The ageing of trade receivables is determined based on the invoice date. Details of the Group's credit policy and credit risk arising from trade receivables are set out in Note 29(a).

Except for lease and other deposits and completed properties held for sale classified as non-current assets, all of the remaining trade and other receivables are expected to be recovered or recognised as expenses within one year.

- (ii) The balance represents time deposits purchased from a creditworthy licensed bank in Chinese Mainland earning interest at a fixed rate of 1.8% or 5.6% per annum with an original maturity period of 6 months. The time deposits are redeemable upon holding for longer than three months. The contractual terms of the time deposits give rise on specified dates to cash flows that are solely payments of principal and interest on the principal amount outstanding and are held within a business model with the objective to hold in order to collect contractual cash flows. For such purpose, the time deposits are accounted for as financial assets at amortised cost.

## 21. OTHER NON-CURRENT ASSETS

	2023 RMB'000	2022 RMB'000
Prepayments for equity investment funds	859,555	–
Completed properties held for sale (i)	532,197	–
<b>Total</b>	<b>1,391,752</b>	<b>–</b>

- (i) Completed properties held for sale can be available for sale after the properties has obtained the overall pre-sale approval document or the new residential delivery license for 10 years according to the requirements of Haikou land and Resources Bureau.

## 22. CASH AND CASH EQUIVALENTS AND OTHER CASH FLOW INFORMATION

### (a) Cash and cash equivalents comprise:

	2023 RMB'000	2022 RMB'000
Cash at banks and on hand	14,027,059	16,560,051
Deposits at CTG Finance Company Limited ("CTG Finance"), a related financial institution	6,455,156	4,826,477
Time deposits	11,319,945	4,375,615
Cash and time deposits	31,802,160	25,762,143
Less: interest receivable of time deposits	49,968	–
<b>Cash and cash equivalents</b>	<b>31,752,192</b>	<b>25,762,143</b>
Cash and cash equivalents included in the consolidated statement of financial position and the consolidated statement of cash flows	31,752,192	25,762,143

	2023 RMB'000	2022 RMB'000
Restricted bank deposits	36,265	1,129,557

As at 31 December 2023 and 2022, the restricted bank deposits mainly represented deposits relating to certain subsidiaries' duty-free business stipulated by a certain authority to be held in specified bank accounts with restricted usage.

## Notes to financial statements

**22. CASH AND CASH EQUIVALENTS AND OTHER CASH FLOW INFORMATION (continued)****(b) Major non-cash transactions:**

During the year, the Group had non-cash additions to right-of-use assets and lease liabilities of RMB1,030,794,000 (2022: RMB550,373,000) and RMB1,030,794,000(2022: RMB550,373,000), respectively, in respect of lease arrangements for buildings.

**(c) Reconciliations of liabilities arising from financing activities:**

The tables below detail the changes in the Group's liabilities from financing activities, including both cash and non-cash changes. Liabilities arising from financing activities are liabilities for which cash flows were, or future cash flows will be, classified in the Group's consolidated statement of cash flows as cash flows from financing activities.

	Interest-bearing borrowings RMB'000 (Note 25)	Lease liabilities RMB'000 (Note 26)	Deposits from an associate RMB'000	Total RMB'000
At 1 January 2023	4,588,797	2,412,005	10	7,000,812
<b>Changes from financing cash flows:</b>				
Interest paid	(116,021)	–	–	(116,021)
Capital element of lease rentals paid	–	(588,039)	–	(588,039)
Interest element of lease rentals paid	–	(122,944)	–	(122,944)
Repayment of bank loans and other loans	(1,563,675)	–	–	(1,563,675)
Proceeds from new bank loans	159,501	–	–	159,501
Change in deposits from associates through cash pooling arrangement	–	–	(10)	(10)
Total changes from financing cash flows	(1,520,195)	(710,983)	(10)	(2,231,188)
Exchange adjustments	29,596	12,664	–	42,260
<b>Other changes:</b>				
Capitalisation of new leases	–	1,030,794	–	1,030,794
Adjustment from lease disposal	–	(43,837)	–	(43,837)
Adjustment from lease modification	–	(483,420)	–	(483,420)
Rent concessions from lessors	–	(82,072)	–	(82,072)
Interest expenses (Note 6(a))	89,565	208,329	–	297,894
Total other changes	89,565	629,794	–	719,359
At 31 December 2023	3,187,763	2,343,480	–	5,531,243

**22. CASH AND CASH EQUIVALENTS AND OTHER CASH FLOW INFORMATION (continued)****(c) Reconciliations of liabilities arising from financing activities: (continued)**

	Interest-bearing borrowings RMB'000 (Note 25)	Lease liabilities RMB'000 (Note 26)	Deposits from associates RMB'000	Total RMB'000
<b>At 1 January 2022</b>	545,433	5,032,012	2,492	5,579,937
<b>Changes from financing cash flows:</b>				
Interest paid	(14,458)	–	(33)	(14,491)
Capital element of lease rentals paid	–	(568,287)	–	(568,287)
Interest element of lease rentals paid	–	(102,390)	–	(102,390)
Proceeds from new bank loans	4,010,000	–	–	4,010,000
Change of deposits from associates	–	–	(2,482)	(2,482)
<b>Total changes from financing cash flows</b>	<b>3,995,542</b>	<b>(670,677)</b>	<b>(2,515)</b>	<b>3,322,350</b>
Exchange adjustments	16,275	76,309	–	92,584
<b>Other changes:</b>				
Capitalisation of new leases	–	550,373	–	550,373
Adjustment from lease disposal	–	(60,620)	–	(60,620)
Adjustment from lease modification	–	(1,887,791)	–	(1,887,791)
Rent concessions from lessors	–	(790,197)	–	(790,197)
Interest expenses (Note 6(a))	31,547	162,596	33	194,176
<b>Total other changes</b>	<b>31,547</b>	<b>(2,025,639)</b>	<b>33</b>	<b>(1,994,059)</b>
<b>At 31 December 2022</b>	<b>4,588,797</b>	<b>2,412,005</b>	<b>10</b>	<b>7,000,812</b>

## Notes to financial statements

**22. CASH AND CASH EQUIVALENTS AND OTHER CASH FLOW INFORMATION (continued)****(d) Total cash outflow for leases:**

	2023 RMB'000	2022 RMB'000
Within operating cash flows	4,392,237	945,778
Within investing cash flows	622	123,361
Within financing cash flows	710,983	670,677
<b>Total</b>	<b>5,103,842</b>	<b>1,739,816</b>

These amounts relate to the following:

	2023 RMB'000	2022 RMB'000
Lease rentals paid	5,103,220	1,616,455
Payments for land use right	622	123,361
<b>Total</b>	<b>5,103,842</b>	<b>1,739,816</b>

## 23. TRADE AND OTHER PAYABLES

	2023	2022
	RMB'000	RMB'000
Trade payables	5,198,542	6,471,829
Payables for property constructions	1,167,701	1,187,955
Dividends payable	21,508	2,099
Employee benefits payable	544,020	408,976
Licensing fees payable	1,394,465	998,862
Other taxes payable	670,611	1,308,613
Variable and short-term lease and other operating expenses payable	1,681,090	1,183,294
Others	1,620,663	1,180,590
<b>Total</b>	<b>12,298,600</b>	<b>12,742,218</b>

All of the trade and other payables are expected to be settled within one year or are repayable on demand.

### (a) Ageing analysis

The ageing analysis of the trade payables as at the end of the reporting period, based on the invoice date, is as follows:

	2023	2022
	RMB'000	RMB'000
Within 1 year	4,532,521	5,995,486
1 to 2 years	197,919	23,081
2 to 3 years	21,085	4,856
Over 3 years	447,017	448,406
<b>Total</b>	<b>5,198,542</b>	<b>6,471,829</b>

## Notes to financial statements

**24. CONTRACT LIABILITIES**

	2023	2022
	RMB'000	RMB'000
Customer loyalty program liabilities (i)	962,482	1,061,542
Advances receipt from customers (ii)	253,349	444,607
<b>Total</b>	<b>1,215,831</b>	<b>1,506,149</b>

- (i) The Group provides several customer loyalty programs to customers with which points can be earned by customers and to be used to reduce the cost of future purchases. The contract liabilities in respect of unredeemed customer loyalty points will be recognised as revenue when the points are redeemed by those customers or expire, which is expected to occur before the end of the following three years based on the expiry terms of the loyalty points.
- (ii) The amounts of considerations received in advance as prepayments by customers are short term as the respective revenue is expected to be recognised within a few days when the goods or services are accepted by customers.



## 25. INTEREST-BEARING BORROWINGS

The Group's interest-bearing borrowings are analysed as follows:

	2023	2022
	RMB'000	RMB'000
<b>Current</b>		
Bank borrowings		
– Secured (i)	146,224	1,025
– Unsecured (ii)	163,913	1,725,657
Loans from non-controlling shareholders (iii)	149,830	146,567
Loans from China Tourism Group Co., LTD (“CTG”) (iv)	205,516	206,573
<b>Subtotal – current</b>	<b>665,483</b>	<b>2,079,822</b>
<b>Non-current</b>		
Bank borrowings		
– Secured (i)	2,522,280	2,508,975
<b>Subtotal – non-current</b>	<b>2,522,280</b>	<b>2,508,975</b>
<b>Total</b>	<b>3,187,763</b>	<b>4,588,797</b>

- (i) As at 31 December 2023, the Group has drawn down floating interest bank loans amounting to RMB2,668,504,000 (2022: RMB2,510,000,000), carrying interest at five-year Loan Prime Rate (“LPR”) minus 1.5% per annum (2022: LPR minus 1.5% per annum), which are secured by certain properties of the Group with a carrying amount of RMB3,461,418,000 (2022: RMB3,263,441,000). These bank loans were drawn down from the term loan facilities, which will be due in year 2037 with instalment repayment schedule during the terms.
- (ii) As at 31 December 2023, the Group has drawn down unsecured floating interest bank loans amounting to HK\$180,000,000 (equivalent to RMB163,119,600) (2022: HK\$250,000,000 (equivalent to RMB223,318,000)), carrying interest at three-month Hong Kong Interbank Offered Rate (“HIBOR”) plus 1.9% before March 2023 and three-month HIBOR plus 1.7% after March 2023 (2022: three-month HIBOR plus 1.9%) and there are no unsecured fixed interest bank loans (2022: RMB1,500,000,000, carrying interest at 2.66% and 2.67% per annum).

## Notes to financial statements

**25. INTEREST-BEARING BORROWINGS (continued)**

- (iii) As at 31 December 2023, the Group has drawn down unsecured floating interest loans amounting to HK\$40,000,000 (equivalent to RMB36,249,000) (2022: HK\$40,000,000 (equivalent to RMB35,730,000)), carrying interest at three-month HIBOR plus 1.7% per annum (2022: three-month HIBOR plus 1.7% per annum) and unsecured fixed interest loans amounting to MOP127,400,000 (equivalent to RMB113,182,000) (2022: MOP127,400,000 (equivalent to RMB110,406,000)), carrying interest at 0.73% per annum (2022: 0.73% per annum).
- (iv) As at 31 December 2023, the Company has drawn down shareholder loans amounting to RMB200,000,000 (2022: RMB200,000,000) from CTG, carrying interest at 4.35% before April 2023 and 3.65% after April 2023 (2022: 4.35% per annum).

**26. LEASE LIABILITIES**

The following tables show the remaining contractual maturities of the Group's lease liabilities at 31 December 2023.

	2023 RMB'000	2022 RMB'000
Within 1 year	592,569	674,326
After 1 year but within 2 years	456,380	359,698
After 2 years but within 5 years	740,726	771,070
After 5 years	553,805	606,911
Subtotal	1,750,911	1,737,679
Total	2,343,480	2,412,005

## 27. INCOME TAX IN THE CONSOLIDATED STATEMENT OF FINANCIAL POSITION

### (a) Current taxation in the consolidated statement of financial position represents:

	2023 RMB'000	2022 RMB'000
As at 1 January	237,569	1,598,290
Under/(over)-provision in respect of the prior year	24,543	(7,238)
Provision for current taxation for the year	1,579,096	1,338,908
Payments during the year	(1,339,239)	(2,692,391)
As at 31 December	501,969	237,569
Representing:		
– Income tax recoverable		
Prepaid CIT	(54,049)	(240,236)
– Income tax payable		
CIT payable	543,844	477,805
LAT payable	12,174	–
Total	501,969	237,569

## Notes to financial statements

**27. INCOME TAX IN THE CONSOLIDATED STATEMENT OF FINANCIAL POSITION (continued)****(b) Deferred tax assets and liabilities recognised****(i) Movements of each component of deferred tax assets and liabilities**

The components of deferred tax assets and liabilities before offsetting and the movements throughout the year are as follows:

**Deferred tax liabilities**

	Fair value adjustments arising from acquisition of a subsidiary RMB'000	Right-of-use assets RMB'000	Other temporary differences RMB'000	Total RMB'000
At 31 December 2021	53,994	1,246	1,459	56,699
Effect of adoption of amendments to IAS 12	–	784,038	–	784,038
At 1 January 2022	53,994	785,284	1,459	840,737
Credited to profit or loss	(6,974)	(365,420)	(1,294)	(373,688)
At 31 December 2022	47,020	419,864	165	467,049

	Fair value adjustments arising from acquisition of a subsidiary RMB'000	Right-of-use assets RMB'000	Other temporary differences RMB'000	Total RMB'000
At 31 December 2022	47,020	1,488	165	48,673
Effect of adoption of amendments to IAS 12	–	418,376	–	418,376
At 1 January 2023	47,020	419,864	165	467,049
(Credited)/charged to profit or loss	(5,308)	(82,495)	3	(87,800)
At 31 December 2023	41,712	337,369	168	379,249

## 27. INCOME TAX IN THE CONSOLIDATED STATEMENT OF FINANCIAL POSITION (continued)

### (b) Deferred tax assets and liabilities recognised (continued)

#### (i) Movements of each component of deferred tax assets and liabilities (continued)

The components of deferred tax assets and liabilities before offsetting and the movements throughout the year are as follows: (continued)

#### *Deferred tax assets*

	Unused tax losses RMB'000	Unrealised profits for inter-company transactions RMB'000	Customer loyalty programs RMB'000	Lease liabilities RMB'000	Accruals and other temporary differences RMB'000	Total RMB'000
At 31 December 2021	299,668	398,634	166,738	21,268	247,377	1,133,685
Effect of adoption of amendments to IAS 12	–	–	–	784,038	–	784,038
At 1 January 2022	299,668	398,634	166,738	805,306	247,377	1,917,723
(Charged)/credited to profit or loss	(66,004)	80,315	(37,629)	(357,957)	(89,417)	(470,692)
At 31 December 2022	233,664	478,949	129,109	447,349	157,960	1,447,031
At 1 January 2022	233,664	478,949	129,109	28,973	157,960	1,028,655
Effect of adoption of amendments to IAS 12	–	–	–	418,376	–	418,376
At 1 January 2023	233,664	478,949	129,109	447,349	157,960	1,447,031
Credited/(charged) to profit or loss	310,637	(150,834)	(10,884)	(80,538)	75,934	144,315
At 31 December 2023	544,301	328,115	118,225	366,811	233,894	1,591,346

## Notes to financial statements

**27. INCOME TAX IN THE CONSOLIDATED STATEMENT OF FINANCIAL POSITION (continued)****(b) Deferred tax assets and liabilities recognised (continued)****(ii) The deferred tax assets and liabilities after offsetting are as follows:*****Deferred tax liabilities***

	Offset amount of deferred tax assets and deferred tax liabilities RMB'000	Deferred tax liabilities after offsetting RMB'000
31 December 2023	337,220	42,029
1 January 2023	418,541	48,508
31 December 2022	418,541	48,508
1 January 2022	785,497	55,240

***Deferred tax assets***

	Offset amount of deferred tax assets and deferred tax liabilities RMB'000	Deferred tax assets after offsetting RMB'000
31 December 2023	337,220	1,254,126
1 January 2023	418,541	1,028,490
31 December 2022	418,541	1,028,490
1 January 2022	785,497	1,132,226

**27. INCOME TAX IN THE CONSOLIDATED STATEMENT OF FINANCIAL POSITION (continued)****(c) Deferred tax assets not recognised**

In accordance with the accounting policy set out in Note 2(u), the Group has not recognised deferred tax assets in respect of the items below as it is not probable that future taxable profits against which these items can be utilised will be available in the relevant tax jurisdictions and entities.

	2023	2022
	RMB'000	RMB'000
Deductible temporary differences	512,346	835,863
Tax losses	1,514,478	1,724,490
<b>Total</b>	<b>2,026,824</b>	<b>2,560,353</b>

The Group has tax losses arising in Hong Kong of RMB442,873,548 (2022: RMB364,053,469) that are available indefinitely for offsetting against future taxable profits of the companies in which the losses arose.

Excluding the tax losses of the entities which do not expire, the tax losses of its subsidiaries established in Chinese Mainland can be carried forward up to five years from the year in which the losses originated, and will expire in the following years:

	2023	2022
	RMB'000	RMB'000
2023	–	7,853
2024	49,027	180,139
2025	162,162	258,914
2026	75,190	89,525
2027	413,017	824,006
2028	372,208	–
<b>Total</b>	<b>1,071,604</b>	<b>1,360,437</b>

## Notes to financial statements

**28. CAPITAL, RESERVES AND DIVIDENDS****(a) Movements in components of equity**

The reconciliations between the opening and closing balances of each component of the Group's consolidated equity are set out in the consolidated statement of changes in equity. Details of the changes in the Company's individual components of equity between the beginning and the end of the year are set out below:

	Share capital RMB'000 (Note 28(c))	Capital reserve RMB'000 (Note 28(d)(i))	Statutory reserve RMB'000 (Note 28(d)(ii))	Retained profits RMB'000	Total equity RMB'000
<b>At 1 January 2022</b>	1,952,476	3,942,255	1,048,603	4,539,788	11,483,122
<b>Changes in equity:</b>					
Profit and total comprehensive income for the year	–	–	–	4,956,865	4,956,865
Issuance of H shares under initial public offering (Note 28(c))	116,383	15,642,997	–	–	15,759,380
Dividends declared and paid in respect of the previous year (Note 28(b))	–	–	–	(2,928,713)	(2,928,713)
<b>At 31 December 2022 and 1 January 2023</b>	2,068,859	19,585,252	1,048,603	6,567,940	29,270,654
<b>Changes in equity:</b>					
Profit and total comprehensive income for the year	–	–	–	396,246	396,246
Dividends declared and paid in respect of the previous year (Note 28(b))	–	–	–	(1,655,087)	(1,655,087)
<b>At 31 December 2023</b>	2,068,859	19,585,252	1,048,603	5,309,099	28,011,813



**28. CAPITAL, RESERVES AND DIVIDENDS (continued)****(b) Dividends**

Dividends declared and paid to the equity shareholders of the Company attributable to the year

	2023	2022
Final dividend in respect of the previous year, declared and paid in the following year (RMB'000)	1,655,087	2,928,713
Dividend per ordinary share (RMB)	0.80	1.50

**(c) Share capital**

	2023		2022	
	Number of shares	Amount RMB'000	Number of shares	Amount RMB'000
Ordinary shares, issued				
At 1 January	2,068,859,044	2,068,859	1,952,475,544	1,952,476
H share initial public offering (Note)	–	–	116,383,500	116,383
At 31 December	2,068,859,044	2,068,859	2,068,859,044	2,068,859

Note: On 25 August 2022, 102,761,900 ordinary H shares of RMB1 each were issued at a price of HK\$158 each upon the listing of the shares of the Company on the Main Board of the HKEX. On 21 September 2022, additional 13,621,600 H shares were issued at a price of HK\$158 each under the over-allotment option. The proceeds equivalent to RMB116,383,500, representing the par value, were credited to the Company's share capital. The remaining proceeds deducting the share issuance expenses, equivalent to RMB15,642,997,000, were credited to the share premium in capital reserve account.

The holders of ordinary shares are entitled to receive dividends as declared from time to time and are entitled to one vote per share at general meetings of the Company. All ordinary shares rank equally with regard to the Company's residual assets.

## Notes to financial statements

**28. CAPITAL, RESERVES AND DIVIDENDS (continued)****(d) Nature and purpose of reserves****(i) Capital reserve**

Capital reserve represents (i) the net proceeds received in excess of the total amount of the par value of the Company's shares, (ii) the difference between the consideration and the net assets acquired in business combination under common control, and (iii) the difference between contributions made by non-controlling interests and the share of the net assets in subsidiaries of the Group.

**(ii) Statutory reserve**

Pursuant to the Company's Articles of Association, the Company is required to transfer 10% of net profit (after offsetting prior year losses) determined in accordance with the accounting rules and regulations of the PRC to the statutory reserve until such reserve reaches 50% of the registered capital of the Company. The statutory reserve can be utilised, upon approval by the relevant authorities, to offset accumulated losses or to increase capital of the Company and is non-distributable other than in liquidation.

**(iii) Exchange reserve**

The exchange reserve comprises foreign exchange differences arising from the translation of the financial statements of foreign operations into RMB. The reserve is dealt with in accordance with the accounting policy set out in Note 2(x).

**(iv) Other reserves**

Other reserves mainly represent the remeasurements of net defined benefit liabilities and the share of other comprehensive income of associates.

**(e) Capital management**

The Group's primary objectives when managing capital are to safeguard the Group's ability to continue as a going concern, so that it can continue to provide returns for shareholders and benefits for other stakeholders, by pricing products and services commensurately with the level of risk and by securing access to finance at a reasonable cost.

The Group actively and regularly reviews and manages its capital structure to maintain a balance between the higher shareholder returns that might be possible with higher levels of borrowings and the advantages and security afforded by a sound capital position, and makes adjustments to the capital structure in light of changes in economic conditions.

## 29. FINANCIAL RISK MANAGEMENT AND FAIR VALUES OF FINANCIAL INSTRUMENTS

Exposure to credit, liquidity, interest rate and currency risks arise in the normal course of the Group's business. The Group's exposure to these risks and the financial risk management policies and practices used by the Group to manage these risks are described below.

### (a) Credit risk

Credit risk refers to the risk that a counterparty will default on its contractual obligations resulting in a financial loss to the Group. The Group's credit risk is primarily attributable to trade and other receivables. The Group's exposure to credit risk arising from cash and cash equivalents and restricted bank deposits is limited because the counterparties are banks and financial institutions with high credit standing assigned by the management of the Group, for which the Group considers to have low credit risk.

The Group's trade receivables are primarily resulted from credit card sales and sales through online sales channels. The Group has no significant concentration of credit risk in industries or countries in which the customers operate. Significant concentrations of credit risk primarily arise when the Group has significant exposure to individual customers.

The maximum exposure to credit risk is represented by the carrying amount of each financial asset in the consolidated statement of financial position. The Group does not provide any other guarantees which would expose the Group to credit risk.

The following table provides information about the Group's exposure to credit risk for trade receivables:

	As at 31 December 2023		
	Gross carrying amount RMB'000	Loss allowance RMB'000	Percentage
Within 1 year	382,446	(714)	0.19%
Over 1 year	1,778	(1,778)	100.0%
<b>Total</b>	<b>384,224</b>	<b>(2,492)</b>	

	As at 31 December 2022		
	Gross carrying amount RMB'000	Loss allowance RMB'000	Percentage
Within 1 year	348,430	(223)	0.06%
Over 1 year	10,176	(10,176)	100.0%
<b>Total</b>	<b>358,606</b>	<b>(10,399)</b>	

## Notes to financial statements

**29. FINANCIAL RISK MANAGEMENT AND FAIR VALUES OF FINANCIAL INSTRUMENTS****(continued)****(a) Credit risk (continued)**

Expected loss rates are based on actual loss experience over the recent past two years. These rates are adjusted to reflect the difference between economic conditions during the period over which the historical data has been collected, current conditions and the Group's view of economic conditions over the expected lives of the receivables.

Movements in the loss allowance account in respect of trade receivables during the year are as follows:

	2023 RMB'000	2022 RMB'000
At 1 January	10,399	10,220
Provision for loss allowance during the year	532	179
Write-off during the year	(8,443)	–
Exchange differences	4	–
At 31 December	2,492	10,399

Movements in the loss allowance account in respect of other receivables during the year are as follows:

	2023 RMB'000	2022 RMB'000
At 1 January	41,144	47,925
Reversal of loss allowance during the year	(3,109)	(7,337)
Exchange differences	98	556
At 31 December	38,133	41,144

## 29. FINANCIAL RISK MANAGEMENT AND FAIR VALUES OF FINANCIAL INSTRUMENTS

(continued)

### (b) Liquidity risk

The Group's policy is to regularly monitor its liquidity requirements to ensure that it maintains sufficient reserves of cash and adequate committed lines of funding from major financial institutions to meet its liquidity requirements in the short and longer term.

The following are the contractual maturities of the Group's financial liabilities at the end of the reporting period, which are based on contractual undiscounted cash flows and the earliest dates the Group can be required to pay.

	As at 31 December 2023					
	Within 1	After 1 year	After 2	After 5	Total	Financial statement carrying amount
	year	but within 2 years	years but within 5 years	years		
RMB'000	RMB'000	RMB'000	RMB'000	RMB'000	RMB'000	
Interest-bearing borrowings	750,427	226,160	715,602	2,079,421	3,771,610	3,187,763
Trade and other payables	9,656,170	–	–	–	9,656,170	9,656,170
Lease liabilities	809,222	549,818	952,369	712,040	3,023,449	2,343,480
<b>Total</b>	<b>11,215,819</b>	<b>775,978</b>	<b>1,667,971</b>	<b>2,791,461</b>	<b>16,451,229</b>	<b>15,187,413</b>

	As at 31 December 2022					
	Within 1	After 1 year	After 2	After 5	Total	Financial statement carrying amount
	year	but within 2 years	years but within 5 years	years		
RMB'000	RMB'000	RMB'000	RMB'000	RMB'000	RMB'000	
Interest-bearing borrowings	2,182,273	215,056	677,479	2,160,121	5,234,929	4,588,797
Trade and other payables	12,742,218	–	–	–	12,742,218	12,742,218
Lease liabilities	775,721	437,929	917,676	657,334	2,788,660	2,412,005
<b>Total</b>	<b>15,700,212</b>	<b>652,985</b>	<b>1,595,155</b>	<b>2,817,455</b>	<b>20,765,807</b>	<b>19,743,020</b>

## Notes to financial statements

**29. FINANCIAL RISK MANAGEMENT AND FAIR VALUES OF FINANCIAL INSTRUMENTS****(continued)****(c) Interest rate risk**

Interest rate risk is the risk that the fair value or future cash flows of a financial instrument will fluctuate because of changes in market interest rates.

Cash at banks, lease liabilities, and interest-bearing borrowings are the major types of the Group's financial instruments subject to interest rate risk.

The Group's cash at banks, lease liabilities, interest-bearing borrowings and interest rates at the end of the reporting period are set out as follows:

	2023 RMB'000	2022 RMB'000
Variable rate instruments:		
Bank loans	(2,832,417)	(2,734,435)
Loans from non-controlling shareholders	(36,894)	(36,045)
<b>Total</b>	<b>(2,869,311)</b>	<b>(2,770,480)</b>
Fixed rate instruments:		
Restricted bank deposits	36,265	1,129,557
Cash at banks	31,747,951	25,760,381
Bank loans	–	(1,501,222)
Loans from CTG	(205,516)	(206,573)
Loans from non-controlling shareholders	(112,936)	(110,522)
Lease liabilities	(2,343,480)	(2,412,005)
<b>Total</b>	<b>29,122,284</b>	<b>22,659,616</b>

## 29. FINANCIAL RISK MANAGEMENT AND FAIR VALUES OF FINANCIAL INSTRUMENTS

(continued)

### (c) Interest rate risk (continued)

#### Sensitivity analysis

As at 31 December 2023, it is estimated that a general increase/decrease of 100 basis points in interest rates, with all other variables held constant, would have increased/decreased the Group's profit after tax and retained profits by approximately RMB208,627,000 (2022: RMB150,895,000).

The sensitivity analysis above indicates that instantaneous change in the Group's profit after tax (and retained profits) that would arise assuming that the change in interest rates had occurred at the end of each reporting period and had been applied to re-measure those financial instruments held by the Group which expose the Group to fair value interest rate risk at the end of each reporting period. In respect of the exposure to cash flow interest rate risk arising from floating rate non-derivative instruments held by the Group at the end of each reporting period, the impact of the Group's profit after tax (and retained profits) is estimated as an annualised impact on interest expense or income of such a change in interest rate.

### (d) Currency risk

The Group is exposed to currency risk primarily through sales and purchases which give rise to cash, receivables and payables balances that are denominated in a currency other than the functional currency of the operations to which they relate. The management of the Group assumes that the translation of Hong Kong Dollar ("HK\$") to United States Dollar ("US\$") is not exposed to currency risk due to the Linked Exchange Rate System ("LERS") which ensures that the HK\$ exchange rate remains stable to US\$. The currency gives rise to this risk is primarily relating to US\$ and HK\$.

	2023		2022	
	RMB'000 US\$	RMB'000 HK\$	RMB'000 US\$	RMB'000 HK\$
Cash at banks	4,981,886	14,994,913	3,192,528	10,191,870
Trade receivables and other receivables	253,044	692,538	102,950	8,271
Trade payables and other payables	(2,677,944)	(2,408,169)	(8,666,401)	(37,928)
Net exposure	2,556,986	13,279,282	(5,370,923)	10,162,213

## Notes to financial statements

**29. FINANCIAL RISK MANAGEMENT AND FAIR VALUES OF FINANCIAL INSTRUMENTS****(continued)****(d) Currency risk (continued)****Sensitivity analysis**

The following tables indicate the instantaneous change in the Group's profit after tax (and retained profits) that would arise if foreign exchange rates to which the Group has significant exposure at the end of each reporting period had changed at that date, assuming all other risk variables remained constant.

	Increase/(decrease) in foreign exchange rates	Effect on profit after tax (and retained profits)	
		2023 RMB'000	2022 RMB'000
US\$	1%	19,177	(47,070)
	(1%)	(19,177)	47,070
HK\$	1%	99,595	76,181
	(1%)	(99,595)	(76,181)

Results of the analyses as presented in the above tables represent an aggregation of the instantaneous effects on each of the Group entities' profit after tax and equity measured in the respective functional currencies, translated into RMB at the exchange rates ruling at the end of each reporting period for presentation purposes.

The sensitivity analyses assumes that the change in foreign exchange rates had been applied to re-measure those financial instruments held by the Group which expose the Group to foreign currency risk at the end of the reporting period, including inter-company payables and receivables within the Group which are denominated in a currency other than the functional currencies of the lender or the borrower. The analyses exclude differences that would result from the translation of the financial statements of foreign operations into the Group's presentation currency, which depends on the foreign currencies the Group is exposed to, may or may not have an effect on the Group's net assets. The analyses are performed on the same basis for 2022.



## 29. FINANCIAL RISK MANAGEMENT AND FAIR VALUES OF FINANCIAL INSTRUMENTS

(continued)

### (e) Fair value measurement

#### Fair value hierarchy

Fair values are categorised into the three-level fair value hierarchy as defined in IFRS 13 *Fair value measurement*. The level into which a fair value measurement is classified is determined with reference to the observability and significance of the inputs used in the valuation technique as follows:

- Level 1 valuations: Fair value measured using only Level 1 inputs, i.e., unadjusted quoted prices in active markets for identical assets or liabilities at the measurement date.
- Level 2 valuations: Fair value measured using Level 2 inputs, i.e., observable inputs which fail to meet Level 1, and not using significant unobservable inputs. Unobservable inputs are inputs for which market data are not available.
- Level 3 valuations: Fair value measured using significant unobservable inputs.

(i) Financial assets measured at fair value

The Group did not hold any financial instruments measured at fair value as at 31 December 2023 and 2022.

(ii) Financial liabilities measured at fair value

The Group's finance department headed by the finance manager is responsible for determining the policies and procedures for the fair value measurement of financial instruments. The finance manager reports directly to the chief financial officer and the audit committee. At each reporting date, the finance department analyses the movements in the values of financial instruments and determines the major inputs applied in the valuation. The valuation is reviewed and approved by the chief financial officer. The valuation process and results are discussed with the audit committee twice a year for interim and annual financial reporting.

The fair values of the financial liabilities are included at the amount at which the instrument could be exchanged in a current transaction between willing parties, other than in a forced or liquidation sale. The following method and assumptions were used to estimate the fair values:

## Notes to financial statements

**29. FINANCIAL RISK MANAGEMENT AND FAIR VALUES OF FINANCIAL INSTRUMENTS****(continued)****(e) Fair value measurement (continued)****Fair value hierarchy (continued)**

(ii) Financial liabilities measured at fair value (continued)

The fair value of financial liabilities measured at fair value has been estimated using a market-based valuation technique based on assumptions that are not supported by observable market prices or rates. The valuation requires the directors to determine comparable public companies (peers) based on industry, size, leverage and strategy, and to calculate an appropriate price multiple, such as enterprise value to sales (“EV/S”) multiple, for each comparable company identified. The multiple is calculated by dividing the enterprise value of the comparable company by the sales measure. The trading multiple is then discounted for considerations such as illiquidity and size differences between the comparable companies based on company-specific facts and circumstances. The discounted multiple is applied to the corresponding sales measure of the financial liabilities measured at fair value. The directors believe that the estimated fair value resulting from the valuation technique, which are recorded in the consolidated statement of financial position, and the related changes in fair values, which are recorded in profit or loss, are reasonable, and that they were the most appropriate values at the end of the reporting period.

For the fair value of the financial liabilities measured at fair value, management has estimated the potential effect of using reasonably possible alternatives as inputs to the valuation model.

Below is a summary of significant unobservable inputs to the valuation of financial instruments together with a quantitative sensitivity analysis as at 31 December 2023 and 2022:

	Valuation technique	Significant unobservable input	Range	Sensitivity of fair value to the input
Financial liabilities at fair value through profit or loss	Valuation multiples	Average EV/S multiple of peers	1.5 (2022: Nil)	1% (2022: Nil) increase/decrease in multiple would result in increase/decrease in fair value by RMB572,000 (2022: Nil)
		Discount for lack of marketability	32% (2022: Nil)	1% (2022: Nil) increase/decrease in discount would result in decrease/increase in fair value by RMB645,000 (2022: Nil)

## 29. FINANCIAL RISK MANAGEMENT AND FAIR VALUES OF FINANCIAL INSTRUMENTS (continued)

### (e) Fair value measurement (continued)

#### Fair value hierarchy (continued)

##### (ii) Financial liabilities measured at fair value (continued)

The discount for lack of marketability represents the amounts of premiums and discounts determined by the Group that market participants would take into account when pricing the financial liabilities.

The Group has financial liabilities, amounting to RMB39,200,000, which were measured at fair value through profit or loss as disclosed in trade and other payables as at 31 December 2023 (2022: Nil). The fair value measurement hierarchy of the Group's financial liabilities was within level 3. During the year, there were no transfers of fair value measurements between Level 1 and Level 2 and there was an addition in Level 3 for financial liabilities (2022: Nil).

The movements in fair value measurements within Level 3 during the year are as follows:

	2023 RMB'000	2022 RMB'000
Financial liabilities at fair value through profit or loss		
At 1 January	–	–
Addition	39,200	–
At 31 December	39,200	–

##### (iii) Fair values of financial assets and liabilities carried at other than fair value

The carrying amounts of the Group's financial instruments carried at cost or amortised cost are not materially different from their fair values as at 31 December 2022 and 2023.

## Notes to financial statements

**30. MATERIAL RELATED PARTY TRANSACTIONS AND BALANCES****(a) Transactions with CTG Group:**

The following is a summary of principal related party transactions entered into by the Group with CTG and its subsidiaries other than the Group (“CTG Group”) for the years ended 31 December 2023 and 2022. The majority of these transactions also constitute continuing connected transactions as defined under Chapter 14A of the Listing Rules. Further details of these continuing connected transactions are disclosed under the paragraph “Connected Transactions” in the Report of Directors.

	2023 RMB'000	2022 RMB'000
Service fee income (i)	5,363	6,325
Travel-related income (ii)	128	–
Rental income (iii)	6,552	4,377
Service fees paid/payable (iv)	158,839	96,155
Rental expenses paid/payable (v)	1,236	4,115
Interest income (vi)	72,644	92,633
Interest expenses (vii)	7,763	8,773

Notes:

- (i) Service fee income mainly represents income from construction consulting services provided to fellow subsidiaries.
- (ii) Travel-related income represents the income derived from various travel-related services provided to fellow subsidiaries.
- (iii) Rental income represents the income derived from the leasing of properties to fellow subsidiaries.
- (iv) Service fees paid/payable represent the fees related to the promotional services, property management services, transportation services, and ticketing services provided by fellow subsidiaries.
- (v) Rental expenses paid/payable represent the expenses related to office space provided by fellow subsidiaries.
- (vi) Interest income represents interest earned from deposits in CTG Finance. The applicable interest rate is determined in accordance with the prevailing interest rates published by the People’s Bank of China.
- (vii) Interest expenses to CTG represents interest incurred on the shareholders loan from CTG.

The outstanding balances related to the transactions with CTG Group are included in the following accounts captions summarised as follows:

	2023 RMB'000	2022 RMB'000
Deposits at CTG Finance	6,455,156	4,826,477
Loans from CTG	205,516	206,573
Trade and other receivables	6,894	4,972
Trade and other payables	16,516	17,758

These amounts arise in the ordinary course of business and with terms determined through mutual negotiation which are fair and reasonable.

### 30. MATERIAL RELATED PARTY TRANSACTIONS AND BALANCES (continued)

#### (b) Principal transactions with associates and joint ventures of the Group

The following is a summary of the principal related party transactions entered into by the Group with the associates and joint ventures of the Group for the years ended 31 December 2023 and 2022, the terms of which are fair and reasonable.

	2023 RMB'000	2022 RMB'000
Sales of merchandise income (i)	90,112	191,840
Service fee income (ii)	11,061	3,941
Service fees paid/payable (iii)	884,279	936,652
Rental expenses paid/payable	4,888	824
Interest expenses (iv)	–	33

Notes:

- (i) Sales of merchandise income represents revenue derived from sales of duty-free goods to associates and joint ventures of the Group.
- (ii) Service fee income mainly represents income from construction consulting services and promotional services provided to associates and a joint venture of the Group.
- (iii) Service fees paid/payable mainly represent the fees related to online platform services and promotional services provided by an associate of the Group.
- (iv) Interest expenses represent interest incurred on a deposit placed in the Group's bank account by an associate through cash pooling arrangement.

The outstanding balances related to transactions with the associates and joint ventures of the Group are included in the following account captions summarised as follows:

	2023 RMB'000	2022 RMB'000
Trade and other receivables	39,422	38,264
Trade and other payables	747,364	488,615
Contract liabilities	7,987	8,418

## Notes to financial statements

**30. MATERIAL RELATED PARTY TRANSACTIONS AND BALANCES (continued)****(c) Key management personnel remunerations**

Remuneration for key management personnel of the Group, including amounts paid to the Company's directors as disclosed in Note 8 and other key management personal of the Group is as follows:

	2023 RMB'000	2022 RMB'000
Short-term employee benefits	21,416	20,700
Discretionary bonuses	17,590	28,424
<b>Total</b>	<b>39,006</b>	<b>49,124</b>

Total remuneration is included in "staff costs" in Note 6(b).

**31. COMMITMENTS**

The Group had the following contractual commitments at the end of each reporting period:

	2023 RMB'000	2022 RMB'000
Purchase of property, plant and equipment	924,780	2,080,000

In September 2022, CDF Investment and Development Company Limited ("CDFID") and Brilliant Seaside Limited ("Brilliant Seaside") entered into an agreement to contribute funds to Sanya CDF Seaside Investment and Development Company Limited ("Sanya CDF Seaside"). CDFID holds 50% equity interests of Sanya CDF Seaside and Sanya CDF Seaside is jointly controlled by CDFID and Brilliant Seaside. The registered capital of Sanya CDF Seaside is RMB2,500,000,000 and CDFID subscribed capital of RMB1,250,000,000. By the end of the current year, CDFID has paid for the subscribed capital of RMB1,000,000,000 (2022: RMB875,000,000), and the remaining capital commitment is RMB250,000,000 (2022: RMB375,000,000).

### 32. STATEMENT OF FINANCIAL POSITION OF THE COMPANY

Information about the statement of financial position of the Company at the end of the reporting period is as follows:

	2023	2022
	RMB'000	RMB'000
<b>Non-current assets</b>		
Right-of-use assets	34,298	41,600
Other property, plant and equipment	48,618	61,251
Intangible assets	59,518	51,385
Investments in subsidiaries	17,467,186	14,834,857
Interests in associates	985,477	874,531
Other receivables	3,375,555	2,236,200
Deferred tax assets	1,741	–
<b>Total non-current assets</b>	<b>21,972,393</b>	<b>18,099,824</b>
<b>Current assets</b>		
Other receivables	3,814,434	4,058,812
Cash and cash equivalents	14,465,773	14,898,137
<b>Total current assets</b>	<b>18,280,207</b>	<b>18,956,949</b>
<b>Current liabilities</b>		
Other payables	12,001,130	7,538,852
Interest-bearing bank and other borrowings	205,516	206,573
Lease liabilities	18,875	19,442
<b>Total current liabilities</b>	<b>12,225,521</b>	<b>7,764,867</b>
<b>Net current assets</b>	<b>6,054,686</b>	<b>11,192,082</b>
<b>Total assets less current liabilities</b>	<b>28,027,079</b>	<b>29,291,906</b>
<b>Non-current liabilities</b>		
Lease liabilities	15,078	21,035
Deferred tax liabilities	–	29
Deferred income	188	188
<b>Total non-current liabilities</b>	<b>15,266</b>	<b>21,252</b>

## Notes to financial statements

**32. STATEMENT OF FINANCIAL POSITION OF THE COMPANY (continued)**

Information about the statement of financial position of the Company at the end of the reporting period is as follows:  
(continued)

	2023 RMB'000	2022 RMB'000
<b>Net assets</b>	<b>28,011,813</b>	<b>29,270,654</b>
<b>Capital and reserves</b>		
Share capital	2,068,859	2,068,859
Reserves	25,942,954	27,201,795
<b>Total equity</b>	<b>28,011,813</b>	<b>29,270,654</b>

The financial statements were approved and authorised for issue by the board of directors on 27 March 2024.

\_\_\_\_\_  
Wang Xuan  
Director

\_\_\_\_\_  
Chen Guo Qiang  
Director

**33. SUBSEQUENT EVENTS****(a) Final dividend for the year ended 31 December 2023**

Subsequent to the end of the reporting period, the directors of the Company proposed a final dividend for the year ended 31 December 2023 of RMB1.65 per ordinary share to the shareholders with total amount of approximately RMB3,413,617,400. The proposed final dividend is subject to approval by the shareholders in the following general meeting.

**34. IMMEDIATE AND ULTIMATE CONTROLLING SHAREHOLDERS**

At 31 December 2023, the directors consider that the Company's immediate controlling shareholder to be CTG, a limited liability company established in Chinese Mainland. The Company is ultimately controlled by Central SASAC.



### 35. ISSUED BUT NOT YET EFFECTIVE INTERNATIONAL FINANCIAL REPORTING STANDARDS

The Group has not applied the following revised IFRSs, that have been issued but are not yet effective, in these financial statements. The Group intends to apply these revised IFRSs, if applicable, when they become effective.

Amendments to IFRS 10 and IAS 28	<i>Sale or Contribution of Assets between an Investor and its Associate or Joint Venture</i> <sup>3</sup>
Amendments to IFRS 16	<i>Lease Liability in a Sale and Leaseback</i> <sup>1</sup>
Amendments to IAS 1	<i>Classification of Liabilities as Current or Non-current</i> (the "2020 Amendments") <sup>1</sup>
Amendments to IAS 1	<i>Non-current Liabilities with Covenants</i> (the "2022 Amendments") <sup>1</sup>
Amendments to IAS 7 and IFRS 7	<i>Supplier Finance Arrangements</i> <sup>1</sup>
Amendments to IAS 21	<i>Lack of Exchangeability</i> <sup>2</sup>

<sup>1</sup> Effective for annual periods beginning on or after 1 January 2024

<sup>2</sup> Effective for annual periods beginning on or after 1 January 2025

<sup>3</sup> No mandatory effective date yet determined but available for adoption

Further information about those IFRSs that are expected to be applicable to the Group is described below.

Amendments to IFRS 10 and IAS 28 address an inconsistency between the requirements in IFRS 10 and in IAS 28 in dealing with the sale or contribution of assets between an investor and its associate or joint venture. The amendments require a full recognition of a gain or loss resulting from a downstream transaction when the sale or contribution of assets constitutes a business. For a transaction involving assets that do not constitute a business, a gain or loss resulting from the transaction is recognised in the investor's profit or loss only to the extent of the unrelated investor's interest in that associate or joint venture. The amendments are to be applied prospectively. The previous mandatory effective date of amendments to IFRS 10 and IAS 28 was removed by the IASB. However, the amendments are available for adoption now.

Amendments to IFRS 16 specify the requirements that a seller-lessee uses in measuring the lease liability arising in a sale and leaseback transaction to ensure the seller-lessee does not recognise any amount of the gain or loss that relates to the right of use it retains. The amendments are effective for annual periods beginning on or after 1 January 2024 and shall be applied retrospectively to sale and leaseback transactions entered into after the date of initial application of IFRS 16 (i.e., 1 January 2019). Earlier application is permitted. The amendments are not expected to have any significant impact on the Group's financial statements.

## Notes to financial statements

### **35. ISSUED BUT NOT YET EFFECTIVE INTERNATIONAL FINANCIAL REPORTING STANDARDS (continued)**

The 2020 Amendments clarify the requirements for classifying liabilities as current or non-current, including what is meant by a right to defer settlement and that a right to defer must exist at the end of the reporting period. Classification of a liability is unaffected by the likelihood that the entity will exercise its right to defer settlement. The amendments also clarify that a liability can be settled in its own equity instruments, and that only if a conversion option in a convertible liability is itself accounted for as an equity instrument would the terms of a liability not impact its classification. The 2022 Amendments further clarify that, among covenants of a liability arising from a loan arrangement, only those with which an entity must comply on or before the reporting date affect the classification of that liability as current or non-current. Additional disclosures are required for non-current liabilities that are subject to the entity complying with future covenants within 12 months after the reporting period. The amendments shall be applied retrospectively with early application permitted. An entity that applies the 2020 Amendments early is required to apply simultaneously the 2022 Amendments, and vice versa. The Group is currently assessing the impact of the amendments and whether existing loan agreements may require revision. Based on a preliminary assessment, the amendments are not expected to have any significant impact on the Group's financial statements.

Amendments to IAS 7 and IFRS 7 clarify the characteristics of supplier finance arrangements and require additional disclosure of such arrangements. The disclosure requirements in the amendments are intended to assist users of financial statements in understanding the effects of supplier finance arrangements on an entity's liabilities, cash flows and exposure to liquidity risk. Earlier application of the amendments is permitted. The amendments provide certain transition reliefs regarding comparative information, quantitative information as at the beginning of the annual reporting period and interim disclosures. The amendments are not expected to have any significant impact on the Group's financial statements.

Amendments to IAS 21 specify how an entity shall assess whether a currency is exchangeable into another currency and how it shall estimate a spot exchange rate at a measurement date when exchangeability is lacking. The amendments require disclosures of information that enable users of financial statements to understand the impact of a currency not being exchangeable. Earlier application is permitted. When applying the amendments, an entity cannot restate comparative information. Any cumulative effect of initially applying the amendments shall be recognised as an adjustment to the opening balance of retained profits or to the cumulative amount of translation differences accumulated in a separate component of equity, where appropriate, at the date of initial application. The amendments are not expected to have any significant impact on the Group's financial statements.

## DEFINITIONS

“A Share(s)”	ordinary shares issued by the Company, with a nominal value of RMB1.00 each, which is/are listed on the Shanghai Stock Exchange and domestic share(s) traded in RMB
“Annual Report”	the annual report of the Company for the year 2023
“Articles of Association”	the articles of association of the Company (as amended from time to time)
“Audit and Risk Management Committee”	the audit and risk management committee of the Board
“Capital Airport”	Beijing Capital Airport Commercial & Trading Co., Ltd., a limited liability company incorporated in the PRC
“Board Committees”	the Audit and Risk Management Committee, the Remuneration and Evaluation Committee, the Nomination Committee and the Strategy and Sustainability Committee
“Board” or “Board of Directors”	our board of Directors
“CBIRC”	originally China Banking and Insurance Regulatory Commission (中國銀行保險監督管理委員會), now part of the National Administration of Financial Regulation (國家金融監督管理總局)
“CDFG”	China Duty Free Group Co., Ltd. (中國免稅品(集團)有限責任公司), a limited liability company incorporated in the PRC and a subsidiary of the Company
“CDF International”	CDF International Co., Ltd. (中免國際有限公司), a limited liability company incorporated in the PRC and a subsidiary of the Company
“CDF Investment”	CDF Investment Development Co., Ltd. (中免投資發展有限公司) (formerly known as CITS (Beijing) Investment Development Co., Ltd. (前稱國旅(北京)投資發展有限公司)), a limited liability company incorporated in the PRC and a subsidiary of the Company
“Central SASAC”	State-owned Assets Supervision and Administration Commission of the State Council (國務院國有資產監督管理委員會)
“CG Code”	the “Corporate Governance Code” as contained in Appendix C1 to the Hong Kong Listing Rules

## Definitions

“China” or “PRC”	the People’s Republic of China
“Company” or “our Company” or “China Duty Free”	China Tourism Group Duty Free Corporation Limited (中國旅遊集團中免股份有限公司), a joint stock company incorporated in the PRC with limited liability whose A Shares are listed on the Shanghai Stock Exchange (stock code: 601888) and H Shares are listed on the Hong Kong Stock Exchange (stock code: 1880)
“Company Law”	the Company Law of the PRC
“Controlling Shareholder(s)”	has the meaning given to it under the Hong Kong Listing Rules
“CTG”	China Tourism Group Co., Ltd. (中國旅遊集團有限公司), a limited liability company incorporated in the PRC, which is a state-owned enterprise under the control and supervision of the Central SASAC and the Controlling Shareholder of our Company
“CTG Group”	CTG and its subsidiaries
“CTG Finance”	CTG Finance Company Limited (中旅集團財務有限公司) (formerly known as China National Travel Service (HK) Finance Company Limited (港中旅財務有限公司)), a limited liability company incorporated in the PRC and a subsidiary of CTG
“Director(s)”	the director(s) of the Company
“Financial Services Agreement”	the financial services agreement dated June 9, 2022 entered into between our Company and CTG Finance
“Services Procurement Framework Agreement”	the services procurement framework agreement dated August 11, 2022 entered into between our Company and CTG, our controlling shareholder
“Group”	the Company and its subsidiaries

“H Share(s)”	ordinary share(s) issued by the Company with a nominal value of RMB1.00 each, which is/are listed on the Hong Kong Stock Exchange and overseas listed foreign share(s) traded in Hong Kong dollars
“HK\$”	Hong Kong dollars and cents, both are the lawful currency of Hong Kong
“Hong Kong”	the Hong Kong Special Administrative Region of the PRC
“IFRS”	the International Financial Reporting Standards, which include standards and interpretations promulgated by the International Accounting Standards Board (IASB), and the International Accounting Standards (IAS) and interpretation issued by the International Accounting Standards Committee (IASC)
“Independent Auditors’ Report”	the independent auditors’ report issued by Ernst & Young
“Latest Practicable Date”	March 27, 2024, being the latest practicable date for the purpose of ascertaining certain information contained in this Annual Report prior to its publication
“Listing Date”	the day of listing of the H Shares on the Main Board of the Hong Kong Stock Exchange, August 25, 2022
“Hong Kong Listing Rules”	the Rules Governing the Listing of Securities on the Hong Kong Stock Exchange
“Model Code”	the Model Code for Securities Transactions by Directors of Listed Issuers set out in Appendix C3 to the Hong Kong Listing Rule
“Nomination Committee”	the nomination committee of the Board
“Nomination Policy”	the standardized procedures for nominating Shareholders as the candidates for Directors stipulated by the Company

## Definitions

“Prospectus”	the prospectus issued by the Company dated August 15, 2022
“RMB”	Renminbi, the lawful currency of the PRC
“Remuneration and Evaluation Committee”	the remuneration and evaluation committee of the Board
“Reporting Period”	the year ended December 31, 2023
“SFO”	the Securities and Futures Ordinance (Chapter 571 of the Laws of Hong Kong) as amended, supplemented or otherwise modified from time to time
“Share(s)”	comprising A Shares and H Shares
“Shareholder(s)”	shareholder(s) of the Company, including holder(s) of A Shares and holder(s) of H Shares
“Hong Kong Stock Exchange”	The Stock Exchange of Hong Kong Limited
“HKEX”	Hong Kong Exchanges and Clearing Limited
“Shanghai Airport”	Sunrise Shanghai and Shanghai International Airport Co., Ltd. and Shanghai Hongqiao International Airport Co., Ltd.
“Strategy and Sustainability Committee”	the strategy and sustainability committee of the Board
“Supervisor”	the supervisor of the Company
“Supervisory Committee”	our board of Supervisors
“SSE” or “Shanghai Stock Exchange”	the Shanghai Stock Exchange
“%”	percentage