



中石化冠德控股有限公司


SINOPEC KANTONS HOLDINGS LIMITED

(Incorporated in Bermuda with Limited Liability)

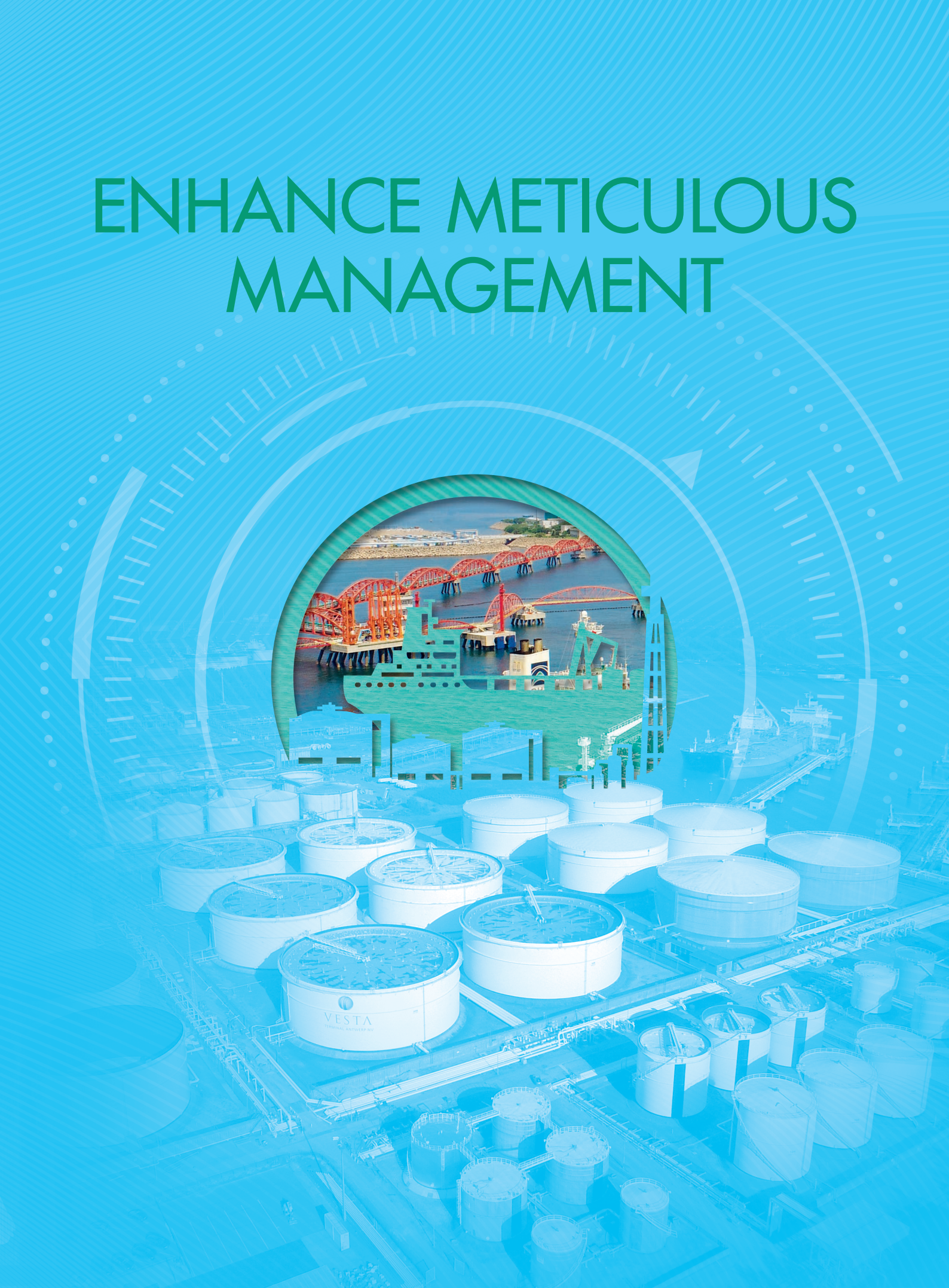
Stock Code: 0934.HK



2023
ANNUAL REPORT




ENHANCE METICULOUS MANAGEMENT





SUBSTANTIAL STEP FORWARD





HIGH QUALITY DEVELOPMENT





► DESIGN CONCEPT ◀

The laser engraved circle design on the annual report's cover mirrors a nautical telescope, looking through the broad vision of Sinopec Kantons of the future. The silver magnetic needles in the outer rings symbolize that we are now in the right direction, exploring boundless possibilities, to brave the wind and billows in our journey. It portrays our energetic future ahead.

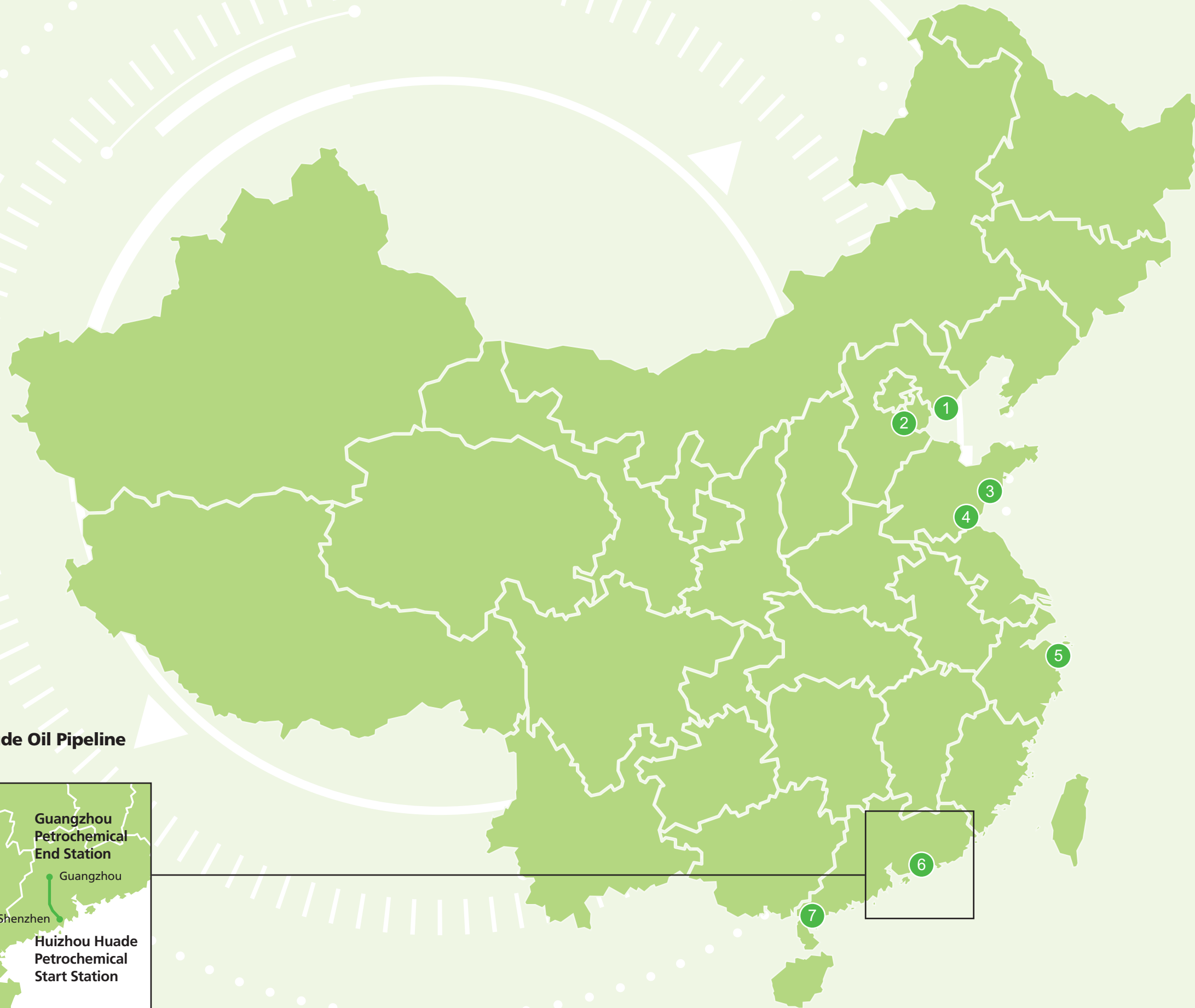


STRIVE TO BECOME A WORLD-CLASS INTERNATIONAL PETROCHEMICAL STORAGE AND LOGISTICS COMPANY

CONTENTS

2	Company at a Glance	61	Independent Auditor's Report	71	Consolidated Statement of Changes in Equity
4	Chairman's Statement	68	Consolidated Income Statement	73	Consolidated Statement of Cash Flows
8	Management Discussion and Analysis	69	Consolidated Statement of Comprehensive Income	74	Notes to the Financial Statements
15	Report of the Directors	70	Consolidated Statement of Financial Position	144	Five Year Financial Summary
22	Connected Transactions			145	Corporate Information
27	Directors and Senior Management				
33	Corporate Governance Report				

COMPANY AT A GLANCE - Jetty, Storage and Logistics in China



Crude Oil Pipeline



1. Tangshan Caofeidian Shihua

Berth: **1**
 Largest tanker capacity: **300,000 tonnes**
 Designed throughput capacity: **20mm tonnes p.a.**



2. Tianjin Port Shihua

Berth: **1**
 Largest tanker capacity: **300,000 tonnes**
 Designed throughput capacity: **20mm tonnes p.a.**



3. Qingdao Shihua

Berth: **13**
 Largest tanker capacity: **300,000 tonnes**
 Designed throughput capacity: **84mm tonnes p.a.**
 Storage capacity: **1.032mm m³**



4. Rizhao Shihua

Berth: **3**
 Largest tanker capacity: **300,000 tonnes**
 Designed throughput capacity: **56mm tonnes p.a.**



5. Ningbo Shihua

Berth: **3**
 Largest tanker capacity: **450,000 tonnes**
 Designed throughput capacity: **35mm tonnes p.a.**



6. Huizhou Huade Petrochemical

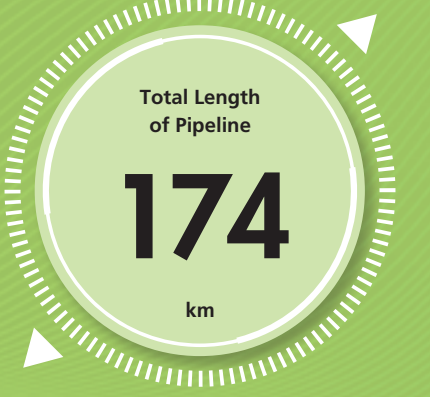
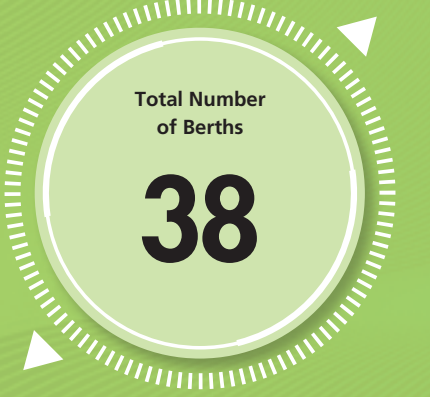
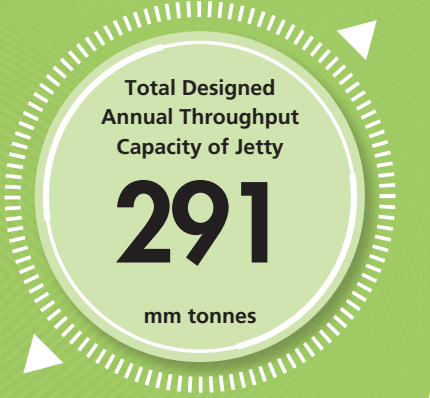
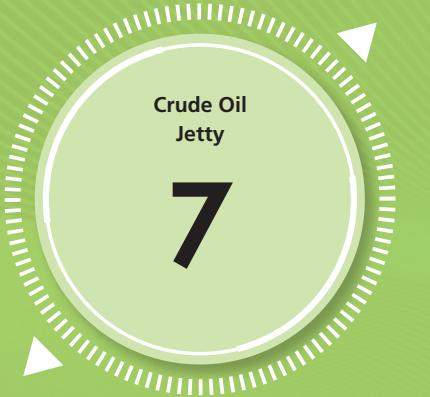
Berth: **4**
 Largest tanker capacity: **300,000 tonnes**
 Designed throughput capacity: **31.9mm tonnes p.a.**
 Storage capacity: **1.34mm m³**
 Length of crude oil pipeline: **174 km**



7. Zhan Jiang Port Petrochemical

Berth: **13**
 Largest tanker capacity: **300,000 tonnes**
 Designed throughput capacity: **44mm tonnes p.a.**
 Storage capacity: **1.008mm m³**

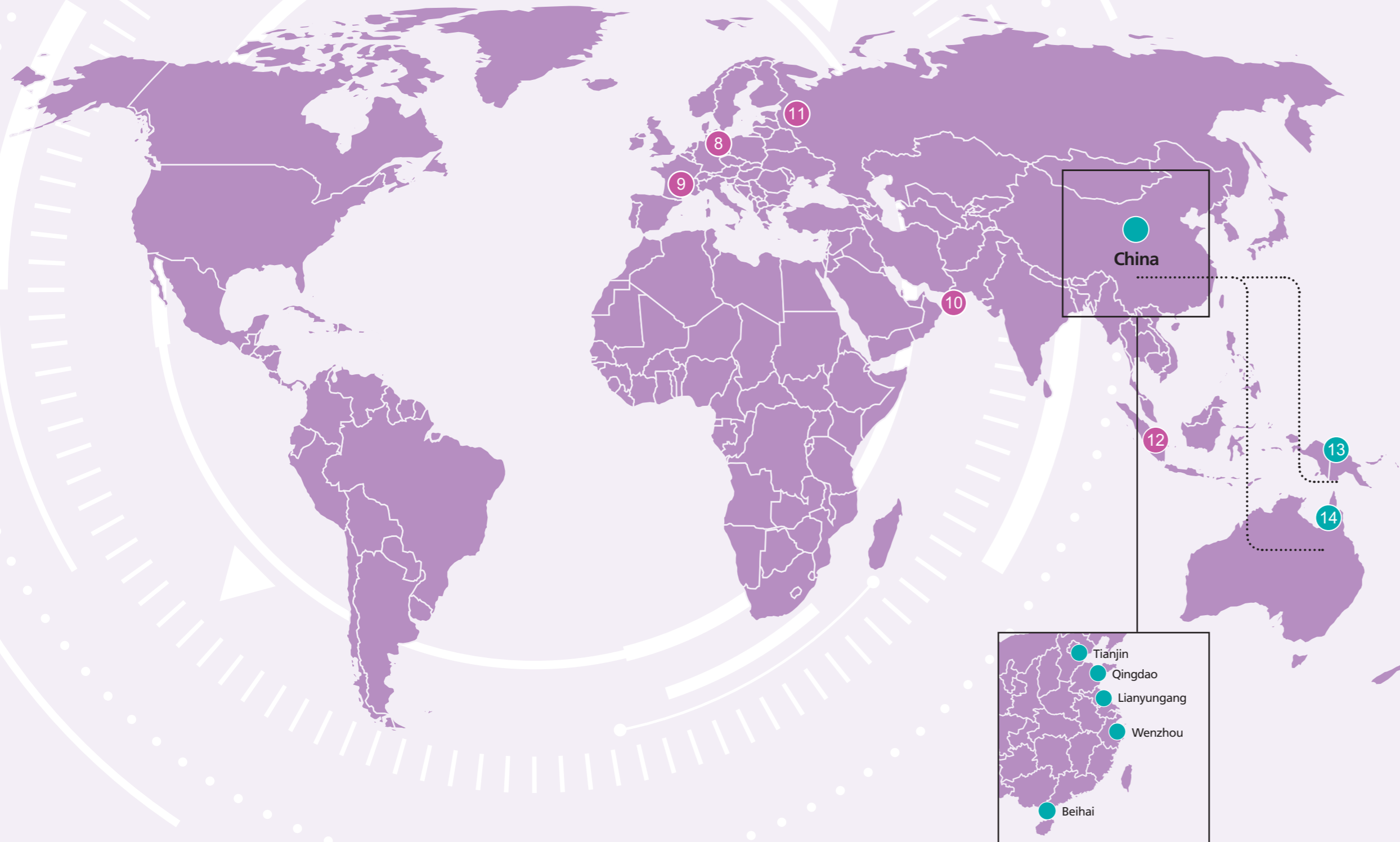
COMPANY AT A GLANCE



Jetty, Storage and Logistics in China

COMPANY AT A GLANCE - Storage and Logistics outside China

- Storage
- Logistics



Storage



8. Vesta Terminal Flushing, the Netherlands, Europe

Storage tank: 27
Storage capacity: 388,500 m³



9. Vesta Terminal Antwerp, Belgium, Europe

Storage tank: 45
Storage capacity: 934,000 m³



10. Fujairah Oil Terminal, United Arab Emirates, Middle East

Storage tank: 34
Storage capacity: 1.155mm m³

11. Vesta Terminal Tallinn, Estonia, Europe

Vesta has sold all of its shares in VTT

12. Batam Island, Indonesia

The Board has decided to cease to proceed with the Batam Project

LNG Vessels



13. Papua New Guinea LNG Project

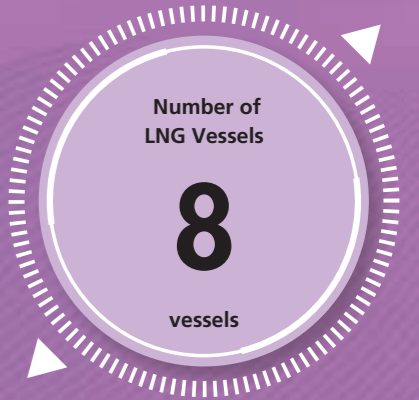
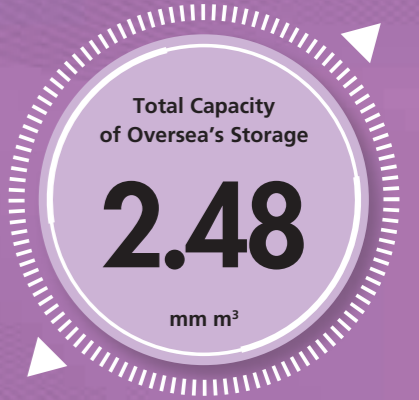
Vessel: 2
Each vessel capacity: 172,000 m³



14. Australia Pacific LNG Project

Vessel: 6
Each vessel capacity: 174,000 m³

COMPANY AT A GLANCE



Storage and Logistics outside China

▶ CHAIRMAN'S STATEMENT



IN 2023, THE WORLD ECONOMIC RECOVERY REMAINED WEAK, INTEREST RATES IN THE US AND EUROPEAN MARKETS WERE STILL MAINTAINED AT HIGH LEVEL, INTERNATIONAL GEOPOLITICAL VOLATILITY INTENSIFIED, INTERNATIONAL OIL PRICES EXPERIENCED DOWNWARD FLUCTUATIONS, AND UNSTABLE, UNCERTAIN AND UNPREDICTABLE FACTORS INCREASED SIGNIFICANTLY; ALTHOUGH THE DOMESTIC ECONOMY SHOWED A STEADY RECOVERY TREND, IT STILL FACED HIGH RISKS AND GREAT CHALLENGES, AND THE COMPANY'S PRODUCTION AND OPERATION WERE ALSO UNDER MUCH PRESSURE. DESPITE THOSE DIFFICULTIES IT FACED, SINOPEC KANTONS HOLDINGS LIMITED (THE "COMPANY") AND ITS SUBSIDIARIES (COLLECTIVELY, THE "GROUP") STRENGTHENED ITS REFINED MANAGEMENT, STRIVED TO REDUCE COSTS AND INCREASE EFFICIENCY TO ACHIEVE SAFE AND STABLE PRODUCTION AND OPERATION, AND ACHIEVED GOOD OPERATING RESULTS. ON BEHALF OF THE BOARD (THE "BOARD") OF DIRECTORS (THE "DIRECTORS") OF THE COMPANY, I WOULD LIKE TO EXPRESS MY SINCERE GRATITUDE TO THE SHAREHOLDERS AND STAKEHOLDERS FOR THEIR CONCERN AND SUPPORT, AND TO ALL STAFF FOR THEIR HARD WORK AND DEDICATION.

Dear Shareholders,

In 2023, the Board adhered to the established development strategy, strengthened risk management and control of safety and rectified hidden hazards, strived to reduce various operating costs, and positive results were achieved. In addition, the Group endeavoured to explore development opportunities and successfully expanded its core business of naphtha unloading and vessels chartering and logistics, so as to drive the corporate sustainable development. For the year ended 31 December 2023 (the "Year" or "Reporting Period"), the Group recorded a revenue of

approximately HK\$610 million, representing a year-on-year decrease of approximately 1.01%. For the year ended 31 December 2023, the Company's profit for the Year was approximately HK\$1,298 million, representing a year-on-year increase of approximately 222.47%, which translates into a profit attributable to the Company's equity holders of approximately HK52.23 cents per share. The main reasons for the significant increase in profit in the Reporting Period were: first, benefiting from the more favorable operating environment in the storage leasing market, Fujairah Oil

Terminal FZC (“**FOT**”), a joint venture of the Company in the Middle East, and Vesta Terminal B.V. in Europe (“**Vesta**”) generated a significant increase in investment return (excluding the valuation loss of Vesta mentioned below); second, the year-on-year increase in the interest rates on Hong Kong dollar and US dollar deposits resulted in a significant increase in the Group’s finance income; third, in 2022, the Company recognised a valuation loss attributable to interests in Vesta of approximately HK\$261 million and made a provision for interests in PT. West Point Terminal (“**PT West Point**”) of approximately HK\$630 million, resulting in a decrease in profit attributable to equity holders in 2022. Taking into account the Group’s cash flow situation and future development needs, the Board recommended the payment of a cash dividend of HK25 cents per share for 2023 full year, and after deducting the interim cash dividend of HK10 cents per share paid, a final cash dividend of HK15 cents per share for 2023 is recommended, representing a year-on-year increase of 25.00%.

During the Reporting Period, Huade Petrochemical Co., Ltd. (“**Huade Petrochemical**”) in Huizhou Daya Bay, a wholly-owned subsidiary of the Company, strived to open up markets and make full use of the surplus capacity of the existing terminal to provide customers with unloading services, while maintaining the stability of the existing business. Huade Petrochemical promoted the construction project for upgrading and transformation of Mabianzhou jetty facilities to unload naphtha, laying the foundation for increasing the revenue scale of Huade Petrochemical in the future. During the Reporting Period, Huade Petrochemical unloaded crude oil from 98 tankers, with a total of approximately 11.95 million tonnes, representing a year-on-year decrease of approximately 3.40% and transmitted

approximately 11.03 million tonnes of crude oil, representing a year-on-year decrease of approximately 2.48%. Huade Petrochemical has recorded a segment revenue of approximately HK\$610 million, representing a year-on-year decrease of approximately 1.01%, and the segment results from Huade Petrochemical amounted to approximately HK\$215 million, representing a year-on-year decrease of approximately 56.52% mainly as a result of an one-off gain generated from the exchange of submarine pipelines by Huade Petrochemical in 2022.

During the Reporting Period, operating entities of the Company, namely Zhan Jiang Port Petrochemical Jetty Co., Ltd. (“**Zhan Jiang Port Petrochemical**”), Qingdao Shihua Crude Oil Terminal Co., Ltd. (“**Qingdao Shihua**”), Ningbo Shihua Crude Oil Terminal Co., Ltd. (“**Ningbo Shihua**”), Rizhao Shihua Crude Oil Terminal Co., Ltd. (“**Rizhao Shihua**”), Tianjin Port Shihua Crude Oil Terminal Co., Ltd. (“**Tianjin Port Shihua**”) and Tangshan Caofeidian Shihua Crude Oil Terminal Co., Ltd. (“**Caofeidian Shihua**”) (collectively, the “**Six Domestic Terminal Companies**”), with further improvement in the level of safety management, actively devoted to market expansion and efficiency enhancement, and continued to optimize and control various costs and expenses to ensure their stable performance; facilitated the strengths of integrated operation mode of terminals, storage area and refinery production to continuously improve the efficiency of crude oil unloading and reduce demurrage costs. In 2023, the aggregate terminal throughput of the Six Domestic Terminal Companies amounted to approximately 209 million tonnes, representing a year-on-year decrease of approximately 0.48%, and generated a total investment return of approximately

CHAIRMAN'S STATEMENT

HK\$781 million for the Company, representing a year-on-year decrease of approximately 2.13%.

During the Reporting Period, the global oil storage market started lower before trending upwards, and the operating environment was relatively more favorable for the storage tank leasing business. FOT, a joint venture of the Company, has adopted a flexible strategy to continuously increase the level of rental rates and extend the contract periods while ensuring a 100% occupancy rate of storage tanks. In addition, FOT is constructing a pipeline network connecting the storage area to the very large crude carrier ("VLCC") terminal at the port, which is scheduled to put into use in the first half of 2024, which will have a positive effect on FOT's future revenue and profit scale. In 2023, FOT generated an investment return of approximately HK\$105 million for the Company, representing a year-on-year increase of approximately 49.19%. In 2023, Vesta, a joint venture of the Company, further strengthened its market development efforts, and enhanced its overall operating performance with improvement in both tank occupancy rates and average rental level. During the Reporting Period, the operating environment for Vesta Terminal Tallinn ("VTT"), a company under Vesta in Estonia, continued to deteriorate due to geopolitical conflicts, the operating condition has not been effectively improved despite a series of efficiency enhancement and cost reduction measures of VTT being taken, and it is expected to continue to suffer losses in the future. At the end of 2023, Vesta entered into a sale and purchase agreement to sell all of its shares in VTT for a base consideration of EUR4.25 million. In 2023, Vesta achieved investment return of approximately HK\$12.08 million for the

Company. Vesta pays close attention to the trend of green energy transition and is exploring the feasibility of green ammonia unloading and storage projects with potential customers to promote business transformation and asset appreciation.

In 2023, the Group announced further capital injection into China Energy Shipping Investment Co., Ltd. ("CESI") for design, construction, procurement and operation of three liquefied natural gas ("LNG") vessels, which will be leased to China Petroleum & Chemical Corporation ("Sinopec Corp.") on a long-term basis to meet its LNG transportation needs. During the Reporting Period, the eight LNG vessels under the Group had completed a total of 96 voyages, generating an investment return of approximately HK\$79.02 million for the Company, representing a year-on-year decrease of approximately 31.89%. It was mainly due to the equipment failure of one of the LNG vessels at the end of the Year which resulted in additional tugboat leasing costs, related off-hire losses and incident investigation fees, etc.

Looking ahead to 2024, with the continued weakness in the global economy, the sustaining monetary tightening cycle and escalating risks of geopolitical and electoral turmoil, resulting in the further increase in unpredictable factors. The domestic economy will continue its recovery growth. Yet the market demand is still inadequate, and it still has to overcome some underlying difficulties and challenges to maintain the upward trend. The Board will conscientiously implement the concept of high-quality development, conduct accurate analysis, make scientific planning, actively respond to various risks, strive to expand our core business

and explore business transformation, so as to achieve our annual production and operational targets and continue to create value for the shareholders of the Company.

By order of the Board

Sinopec Kantons Holdings Limited

Chen Yaohuan

Chairman

Hong Kong, 21 March 2024

▶ MANAGEMENT DISCUSSION AND ANALYSIS

The following discussion and analysis should be read in conjunction with the audited financial statements of the Group and their notes set out in this annual report. Parts of the financial information referred to below are extracted from the audited financial statements of the Group prepared in accordance with Hong Kong Financial Reporting Standards (“HKFRS”).

In 2023, international geopolitical conflicts intensified, global inflation persisted, and the unstable factors increased significantly; although the domestic economy showed a steady recovery trend, we still faced risks and challenges. The Group actively responded, strengthened its refined management, and took various effective measures to strive to reduce costs and increase efficiency, resulting in the stable operating performance of domestic jetty companies and the significant increase in investment returns from overseas storage business and finance income.

1. Consolidated Results Revenue, Gross Profit and Operating Profit/Loss

For the year ended 31 December 2023, the revenue of the Group amounted to HK\$609,872,000 (2022: HK\$616,064,000), representing a year-on-year decrease of approximately 1.01%; the gross profit amounted to approximately HK\$258,323,000 (2022: HK\$287,762,000), representing a year-on-year decrease of approximately 10.23%; it was mainly due to a year-on-year increase in depreciation expense as a result of the replacement of new submarine pipeline by Huade Petrochemical in 2023; the operating profit amounted to approximately HK\$186,924,000 (2022 operating loss: HK\$179,194,000), which was mainly attributable to the Company's discontinuation of the Batam Project in 2022, which required an impairment provision of non-current assets of PT. West Point.

Other Income and Other Gains, Net

For the year ended 31 December 2023, the Group's other income and other gains, net amounted to approximately HK\$80,611,000 (2022: HK\$326,856,000), representing a year-on-year decrease of approximately 75.34%, which was mainly because Huade Petrochemical recognised a one-off gain arising from disposal of the old submarine crude oil pipeline in exchange for a new submarine pipeline in 2022.

Impairment Loss on Non-current Assets

In 2022, the Group recognised an impairment provision on the non-current assets of PT. West Point following the Company's decision of not proceeding with the Batam Project. No impairment loss on non-current assets was recognised in the year ended 31 December 2023.



MANAGEMENT DISCUSSION AND ANALYSIS

Finance Income

For the year ended 31 December 2023, the Group's finance income amounted to approximately HK\$237,262,000 (2022: HK\$77,702,000), representing a year-on-year increase of approximately 205.35%, which was mainly attributable to the increase in interest income from deposits as a result of the year-on-year increases in average balance of time deposits with longer maturity and interest rates of the Group's deposits during the Year.

Share of Results of Joint Ventures

For the year ended 31 December 2023, the Group's share of results of joint ventures was approximately HK\$798,346,000 (2022: HK\$540,403,000), representing a year-on-year increase of approximately 47.73%, which was mainly due to: (i) the share of loss incurred by the Group in respect of its interest in Vesta in 2022 as a result of Russia-Ukraine conflict; and (ii) increase in investment return from FOT in light of the favourable operating environment in 2023.

Profit before Income Tax and Profit for the Year

For the year ended 31 December 2023, the Group's profit before income tax amounted to approximately HK\$1,400,796,000 (2022: HK\$609,734,000), representing a year-on-year increase of approximately 129.74%; and the Group's profit for the Year amounted to approximately HK\$1,298,486,000 (2022 (restated): HK\$402,666,000), representing a year-on-year increase of approximately 222.47%. The increases in each of the profit before income tax and profit for the Year were mainly due to the recognition of impairment provision on the non-current assets of PT. West Point and the Group's share of loss for Vesta as a result of Russia-Ukraine conflict in 2022.

Income Tax Expenses

For the year ended 31 December 2023, the Group's income tax expenses amounted to approximately HK\$102,310,000 (2022 (restated): HK\$207,068,000), representing a year-on-year decrease of approximately 50.59%, which was mainly attributable to the higher taxable profit as a result of the one-off gain arising from the disposal of the old submarine crude oil pipeline by Huade Petrochemical in 2022.

2. Segment Information

In 2023, the Group had two business segments, namely the crude oil jetty and storage business and the vessel chartering and logistics business. The segment reports of the Group for the year ended 31 December 2023 are set out in note 5 to the consolidated financial statements.

For the year ended 31 December 2023, the segment revenue and segment results of the Group's crude oil jetty and storage business were approximately HK\$609,872,000 (2022: HK\$616,064,000) and HK\$1,113,278,000 (2022: HK\$1,089,636,000) respectively, representing a year-on-year decrease of approximately 1.01% and increase of approximately 2.17% respectively. In 2023, as for the crude oil jetty and storage segment, despite the year-on-year decline in throughput in the first half of the year, the Group actively secured sources of goods, reduced costs and increased efficiency in the second half of the year, and the segment results of the crude oil jetty and storage business increased slightly year-on-year.

For the year ended 31 December 2023, the segment results of the Group's vessel chartering and logistics business were approximately HK\$79,017,000 (2022: HK\$116,013,000), representing a year-on-year decrease of approximately 31.89%. As for the vessel

chartering and logistics segment, the Group further improved the management of vessel safety, and the overall operation remained stable. However, due to equipment failure of one of the LNG vessels of CESI, a joint venture of the Company, at the end of 2023, which caused CESI to incur additional tugboat leasing costs, related off-hire losses and incident investigation fees, etc., the segment results of the vessel chartering and logistics business in 2023 were affected to a certain extent.

3. Financial Position

Right-of-use Assets

As at 31 December 2023, the Group's right-of-use assets amounted to approximately HK\$74,527,000 (as at 31 December 2022: HK\$66,946,000), representing an increase of approximately 11.32% as compared with the end of 2022, it was mainly due to the renewal of the lease agreement of the office leased by the Group in Hong Kong in 2023 after its expiry and the corresponding financial accounting in accordance with HKFRS 16.

Prepayment

As at 31 December 2023, the Group's prepayment amounted to nil (as at 31 December 2022: HK\$1,887,000), which was mainly attributable to the relevant payments of Huade Petrochemical utilised as a part of property, plant and equipment acquisition during the Year.

Trade and Other Receivables

As at 31 December 2023, the Group's trade and other receivables amounted to approximately HK\$922,118,000 (as at 31 December 2022: HK\$590,647,000), representing an increase of approximately 56.12% as compared with the end of 2022. The increase was mainly attributable to an increase in dividend receivable from a joint venture of the Group, which has been settled in January 2024.

Liquidity and Source of Finance

As at 31 December 2023, the Group's cash and cash equivalents and time deposits with original maturity of more than three months aggregately amounted to approximately HK\$5,825,350,000 (as at 31 December 2022: HK\$5,490,097,000), representing an increase of approximately 6.11% as compared with the end of 2022, which was mainly attributable to the interest received by the Group on deposits and dividends from some of its operating entities.

As at 31 December 2023, the Group had no bank loans and other borrowings.

Lease Liabilities

As at 31 December 2023, the Group's lease liabilities amounted to approximately HK\$44,089,000 (as at 31 December 2022: HK\$35,020,000), representing an increase of approximately 25.90% as compared with the end of 2022. The increase in lease liabilities was mainly attributable to the renewal of the office lease agreement of the office leased by the Group in Hong Kong for three years upon expiry in 2023 and the corresponding financial accounting in accordance with HKFRS 16.

Trade and Other Payables

As at 31 December 2023, the Group's trade and other payables amounted to approximately HK\$181,442,000 (as at 31 December 2022: HK\$143,301,000), representing an increase of approximately 26.62% as compared with the end of 2022, which was mainly due to the fact that the construction payable of the upgrading and transformation project of Mabianzhou jetty facilities of Huade Petrochemical was recognised according to the progress of such project.

MANAGEMENT DISCUSSION AND ANALYSIS

Income Tax Payable

As at 31 December 2023, the Group's income tax payable amounted to approximately HK\$40,006,000 (as at 31 December 2022: HK\$83,412,000), representing a decrease of approximately 52.04% as compared with the end of 2022, which was mainly attributable to the higher taxable profit as a result of the gains arising from the disposal of the submarine crude oil pipeline by Huade Petrochemical in 2022.

Current Ratio, Gearing Ratio and Liabilities to Assets Ratio

As at 31 December 2023, the Group's current ratio (current assets to current liabilities) was approximately 29.52 (as at 31 December 2022: 26.02), and its liabilities to assets ratio (total liabilities to total assets) was approximately 3.19% (as at 31 December 2022: 3.21%). As at 31 December 2023, the Group had no bank loans and other borrowings. Gearing ratio (total bank loans and other borrowings to total equity) was nil as at 31 December 2023 as the Group had no bank loans and other borrowings (as at 31 December 2022: nil).

Cash Flow Situation

For the year ended 31 December 2023, the Group's net cash inflow generated from operating activities amounted to approximately HK\$618,128,000 (2022: HK\$154,299,000), representing a year-on-year increase in net inflow of approximately HK\$463,829,000, which was mainly due to the Group's further efforts to recover receivables during the Year.

For the year ended 31 December 2023, the Group's net cash outflow used in investing activities was approximately HK\$704,754,000 (2022: HK\$1,342,014,000), representing a year-on-year decrease in net outflow of approximately HK\$637,260,000, which was mainly because the Group placed significant time deposits with original maturity of more than three months in 2022 and such cash outflow is relatively lower in 2023.

For the year ended 31 December 2023, the Group's net cash outflow used in financing activities amounted to approximately HK\$557,041,000 (2022: HK\$504,881,000), representing a year-on-year increase in net outflow of approximately HK\$52,160,000, which was mainly due to the increase in the Company's dividend distribution to shareholders in 2023.

4. Other Material Matters Significant Investment, Acquisition and Disposal and Future Plans for Material Investments or Capital Assets

On 22 August 2023, the Board announced that Kantons International Investment Limited ("**Kantons Investment**") and COSCO SHIPPING LNG Investment (Shanghai) Co., Ltd ("**Shanghai COSCO SHIPPING LNG**") intended to make further investments into CESI on a pro rata basis by way of capital injection in accordance with the terms of the joint venture agreement. Kantons Investment agreed to make capital injection of approximately US\$95,305,000 by internal resources of the Group, and Shanghai COSCO SHIPPING LNG agreed to inject capital in the amount of approximately US\$99,195,000. Proceeds from the capital injection is intended to be used for the design, construction, purchase and operation of the three LNG vessels which will be leased to Sinopec Corp. on a long-term basis to fulfill its LNG transportation requirements.

On 22 December 2023, Vesta signed a share sale and purchase agreement to sell all shares of VTT for a base consideration of approximately EUR4,250,000. Please refer to note 4 to the financial statement for details of the transaction.

Save as disclosed in this annual report, the Company did not have any material investments, acquisitions and disposals of subsidiaries, associates and joint ventures during the year ended 31 December 2023. Save as disclosed in this report, as at 31 December 2023, the Board did not authorize the processing or addition of material investments or capital assets.

Exchange Rate Risk

The Company is engaged in petrochemical storage, jetty and logistics businesses in places including the PRC, Europe and United Arab Emirates through its subsidiaries, associates and joint ventures, which generate operating income in RMB, Euro and US\$ respectively. As the exchange rates of RMB, Euro and US\$ against HK\$ fluctuate, the Group faces

exchange rate risk to a certain extent. Please refer to the section headed “Risk Identification and Response Measures” for key response measures of the Group in relation to exchange rate risk.

Save for the above, the Group was not exposed to any other significant foreign exchange rate risk during the Reporting Period.

Contingent Liabilities and Assets Pledged by the Group

As at 31 December 2023, details of the contingent liabilities and assets pledged by the Group were as follows:

Guarantor	Beneficiary	Name of agreement	Content of clause	Date of agreement	Guarantee or pledge period	Pledge provided or guarantee balance as at 31 December 2023
Sinomart KTS Development Limited (“ Sinomart Development ”)	FOT	Equity Pledge Agreement	Sinomart Development shall pledge its 50% equity interest in FOT to the banks which offered FOT the refinancing loan of US\$280 million.	15 September 2021	Effective until full repayment of the loan	50% of shares of FOT held

Save as stated above, the Group did not provide any other financial assistance, guarantee or pledge of shares for other companies as at 31 December 2023 and the date of this report.

MANAGEMENT DISCUSSION AND ANALYSIS

About the Batam Project

On 9 October 2012, the Company acquired 95% of the shares of PT. West Point through Sinomart Development, its wholly-owned subsidiary, and proposed to invest in and construct the Batam Project in Indonesia via PT. West Point. Due to reasons of the minority shareholder from Indonesia, the project has been stopped and arbitration commenced in October 2016, and the Group received arbitral awards in its favour in December 2019. In the second half of 2021, the Group has engaged two consulting agencies, which were responsible for the oil storage and jetty of the project respectively, to jointly prepare an updated feasibility study report, thereby providing basis for subsequent decisions on the project. According to the feasibility report, the Batam Project was economically impractical due to factors including (a) the long-term impact of energy transition on the traditional oil storage market; and (b) increasing competition in respect of oil storage from the Singaporean region. Accordingly, the Board has decided not to continue to proceed with the Batam Project. The Group will continue to actively take various effective measures to protect the legitimate rights and interests of the Company and its shareholders.

For details, please refer to the relevant announcements dated 25 April 2010, 9 October 2012, 15 November 2016, 21 March 2017, 6 December 2019 and 23 December 2022 published by the Company on the website of The Stock Exchange of Hong Kong Limited (the “**Stock Exchange**”) and the website of the Company.

Employees, Emolument Policies and Training

As at 31 December 2023, the Group had a total of 222 employees. The Company adheres to the philosophy of diversity and equal opportunities in employee recruitment, striving to ensure that the number of employees of different genders satisfies the Company’s development needs. For specific proportions of employees by gender, please refer to the Environmental, Social and Governance Report of the Group. Remuneration packages of employees, including basic salaries, bonuses and benefits-in-kind, are structured by reference to market terms and trends of human resources costs in various regions as well as employees’ contributions based on performance appraisals. Subject to the profit of the Group and the performance of employees, the Group also provides discretionary bonuses to employees as an incentive for their greater contributions. In addition, the Group also makes contributions to the Mandatory Provident Fund Schemes in Hong Kong and the retirement benefit schemes in the PRC established for its Hong Kong employees and Chinese employees respectively in accordance with local laws and regulations. Please refer to note 9 to the financial statement “Employee Benefit Expenses” for details of remuneration of employees.

In 2023, the Group organized and carried out training activities on anti-corruption laws and regulations, management of network security and caring for mental health of employees, etc. For details, please refer to the Environmental, Social and Governance Report of the Group. Save for disclosed above, for the year ended 31 December 2023, the Company has not entered into and implemented any long-term incentive schemes.

REPORT OF THE DIRECTORS

The Board is pleased to submit the annual report and the audited consolidated financial statements for the year ended 31 December 2023.

Principal Place of Business

The Company is incorporated and domiciled in Bermuda and has its registered office in Bermuda at Clarendon House, 2 Church Street, Hamilton HM 11, Bermuda and its principal place of business in Hong Kong is at 34/F, Citicorp Centre, 18 Whitfield Road, Causeway Bay, Hong Kong.

Principal Activities

The Company is an investment holding company. The principal activities and other particulars of its principal subsidiaries are set out in note 1 to the consolidated financial statements.

An analysis of the principal businesses and segment information of the Group during the Year is set out in note 5 to the consolidated financial statements.

Business Review and Outlook

For details of the business review including an analysis of the Group's performance using key financial performance indicators during the Reporting Period and prospect of the Group, please refer to the section headed "Chairman's Statement" on pages 4 to 7 of this annual report and the section headed "Management Discussion and Analysis" on pages 8 to 14 of this annual report.

Events after the End of the Reporting Period

Save as disclosed elsewhere in this report, there was no other significant event which has occurred after 31 December 2023 and up to the date of this report.

Compliance with Laws and Regulations

The Group has adopted its risk management and internal control policy to monitor the continuous compliance with laws and regulations. For the year ended 31 December 2023, so far as the Company is aware, the Group has complied with relevant laws and regulations that have significant impacts on the Group in all material aspects, including, in particular, the Companies Act of Bermuda, the Rules Governing the Listing of Securities ("**Listing Rules**") on the Stock Exchange as well as the Environmental Protection Law, the Marine Environment Protection Law, the Labour Contract Law, the Production Safety Law and Law on Prevention and Control of Occupational Diseases of the People's Republic of China (the "**PRC**").

REPORT OF THE DIRECTORS

Major Customers and Suppliers

For the year ended 31 December 2023, the Group's sales and purchases attributable to the major customers and suppliers of the Group respectively are set out below:

	Percentage of the Group's total amounts	
	Sales	Purchases
The largest customer	82%	N/A
Five largest customers in aggregate	98%	N/A
The largest supplier	N/A	13%
Five largest suppliers in aggregate	N/A	43%

China Petrochemical Corporation ("**Sinopec Group Company**"), the controlling shareholder of the Company, had beneficial interests in two of the five largest customers and zero of the five largest suppliers of the Group.

Save as disclosed above, none of the Directors, their close associates, or any shareholders (which to the knowledge of the Board hold more than 5% of the issued shares of the Company) had any interests in any of the aforementioned suppliers or customers.

Financial Statements

The profit of the Group for the year ended 31 December 2023 and the financial position of the Group and the Company as at that date is set out in the consolidated financial statements on pages 68 to 143 of this annual report.

Transfer to Reserves

For the year ended 31 December 2023, profit attributable to equity holders of the Company, before dividends, of approximately HK\$1,298,612,000 (2022: HK\$434,907,000) has been transferred to reserves. Details of other changes in reserves are set out in the consolidated statement of changes in equity on pages 71 to 72 of this annual report.

Key Event Calendar for Shareholders – Final Dividend

The Board recommended a dividend of HK25 cents per share for the whole year of 2023 (2022: HK20 cents per share) payable in cash, excluding the interim dividend of HK10 cents per share for 2023 (2022: HK8 cents per share) paid in cash on 18 October 2023, the final dividend of HK15 cents per share for 2023 (2022: HK12 cents per share) will be paid in cash to all shareholders whose names appear on the register of members of the Company on 18 June 2024 (Tuesday).

The register of members of the Company will be closed from 14 June 2024 (Friday) to 18 June 2024 (Tuesday) (both days inclusive) during which period no transfer of shares will be registered. In order to qualify for the proposed final dividend, all share transfer documents, accompanied by the relevant share certificates, must be lodged with Tricor Secretaries Limited, the branch share registrar of the Company at 17/F, Far East Finance Centre, 16 Harcourt Road, Hong Kong, for registration not later than 4:00 p.m. on 13 June 2024 (Thursday). The cheques for dividend payment will be sent to shareholders on or about 28 June 2024 (Friday) if the resolution for the proposed final dividend is passed at the forthcoming annual general meeting.

There is no arrangement under which a shareholder has waived or agreed to waive any dividends.

Key Event Calendar for Shareholders – 2023 Annual General Meeting

The Company will convene the 2023 annual general meeting on 6 June 2024 (Thursday), and the register of members of the Company will be closed from 31 May 2024 (Friday) to 6 June 2024 (Thursday) (both days inclusive) during which period no transfer of shares will be registered. In order to qualify for attending the 2023 annual general meeting of the Company and voting at the meeting, all share transfer documents, accompanied by the relevant share certificates, must be lodged with Tricor Secretaries Limited, the branch share registrar of the Company at 17/F, Far East Finance Centre, 16 Harcourt Road, Hong Kong, for registration not later than 4:00 p.m. on 30 May 2024 (Thursday).

Principal Risks and Uncertainties

For the description of the principal risks and uncertainties facing by the Company, please refer to the “Risk Identification and Response Measures” in the “Corporate Governance Report” on pages 45 to 48 of this annual report. The relevant discussion constitutes as part of the “Report of the Directors”.

Fixed Assets

For the year ended 31 December 2023, the Group spent approximately HK\$78,672,000 (2022: HK\$5,486,000) on fixed assets. Details of movements in property, plant and equipment are set out in note 18 to the consolidated financial statements.

Share Capital

Details of movements in share capital of the Company during the year ended 31 December 2023 are set out in note 24 to the consolidated financial statements.

Purchase, Sale or Redemption of the Company’s Listed Securities

During the year ended 31 December 2023, neither the Company nor any of its subsidiaries purchased, sold or redeemed any of the Company’s listed securities.

Members of the Board

The following is a list of the Board of Directors for the year ended 31 December 2023 and up to the date of this annual report. Biographical details of the Directors who held office at the date of this annual report are set out in the section of this annual report entitled “Directors and Senior Management”. Information on the appointment, retirement and remuneration of Directors is set out in the “Corporate Governance Report” section of this annual report.

List of Directors:

Executive Directors

Mr. Chen Yaohuan (Chairman)
Mr. Yang Yanfei
Mr. Zhong Fuliang
Mr. Ren Jiajun
Mr. Zou Wenzhi
Mr. Mo Zhenglin
Mr. Sang Jinghua (General Manager)

Independent Non-executive Directors

Ms. Tam Wai Chu, Maria
Mr. Fong Chung, Mark
Dr. Wong Yau Kar, David
Ms. Wong Pui Sze, Priscilla

In accordance with the Company’s Bye-laws (the “Bye-laws”), Mr. Mo Zhenglin, Mr. Ren Jiajun and Mr. Sang Jinghua, being executive Directors, and Ms. Wong Pui Sze, Priscilla, being independent non-executive Director, will retire by rotation at the forthcoming annual general meeting and, being eligible, will offer themselves for re-election.

REPORT OF THE DIRECTORS

Directors' Service Contracts

Each of the executive Directors has entered into a service contract with the Company for a term of one year renewable automatically upon expiry for a successive term of one year unless terminated by not less than three months' notice in writing served by either party. Each of the independent non-executive Directors has entered into a letter of appointment for a term of three years.

None of the Directors proposed for re-election at the forthcoming annual general meeting has an unexpired service contract which is not determinable by the Company or any of its subsidiaries within one year without payment of compensation (other than statutory compensation).

Directors' and Chief Executive's Interests or Short Positions in the Shares, Underlying Shares and Debentures

As at 31 December 2023, none of the Directors and chief executive of the Company had any interests or short positions in the shares, underlying shares or debentures of the Company or any of its associated corporations (within

the meaning of Part XV of the Securities and Futures Ordinance (Cap. 571 of the Laws of Hong Kong) (the "SFO")), which is required to be notified to the Company and the Stock Exchange pursuant to Divisions 7 and 8 of Part XV of the SFO or which is required, pursuant to Section 352 of the SFO to be entered in the register referred to therein, or which is required to be notified to the Company and the Stock Exchange pursuant to the Model Code for Securities Transactions by Directors of Listed Issuers (the "Model Code") as set out in Appendix C3 of the Listing Rules.

Share Schemes

For the year ended 31 December 2023, the Company did not establish and implement any share schemes under Chapter 17 of the Listing Rules.

Directors' Rights to Acquire Shares or Debentures

For the year ended 31 December 2023, the Company, or any of its holding companies, subsidiaries or fellow subsidiaries, did not participate in any arrangements to enable the Directors to acquire benefits by means of the acquisition of shares or debentures of the Company or any other body corporates.

Interests and Short Positions of Substantial Shareholders and Other Persons Discloseable under the SFO

As at 31 December 2023, shareholders who had interests or short positions in the shares or underlying shares of the Company which would have to be disclosed to the Company and the Stock Exchange under the provisions of Divisions 2 and 3 of Part XV of the SFO (including interests or short positions which were taken or deemed to have under such provisions), or which were entered in the register of interests required to be kept by the Company under Section 336 of the SFO were as follows:

Name of shareholder	Capacity and nature of interest	Number of ordinary shares held	Approximate percentage of total issued shares
Sinopec Kantons International Limited ("Kantons International" ^{Note})	Beneficial owner	1,500,000,000(L)	60.33%

Note: The entire issued share capital of Kantons International is held by China International United Petroleum & Chemicals Co., Ltd. ("UNIPEC"). The controlling interest in the registered capital of UNIPEC is ultimately held by Sinopec Group Company.

Save as disclosed above, the Company has not been notified that any person (other than the Directors and chief executive of the Company) had interests or short positions in the shares or underlying shares of the Company which would have to be disclosed to the Company and the Stock Exchange under the provisions of Divisions 2 and 3 of Part XV of the SFO (including interests or short positions which were taken or deemed to have under such provisions), or which were entered in the register of interests required to be kept by the Company under Section 336 of the SFO.

Directors' Interests in Transactions, Arrangements or Contracts

No transactions, arrangements or contracts of significance to which the Company, or any of its holding companies, subsidiaries or fellow subsidiaries, was a party, and in which a Director or an entity connected with a Director had a material interest, either directly or indirectly, subsisted at the end of, or at any time during, the year ended 31 December 2023.

Material Contracts of the Controlling Shareholder or its Subsidiaries

For details of the material contracts entered into between the Company or its subsidiaries and the controlling shareholder or its subsidiaries, please refer to relevant information contained in the section headed "Connected Transactions" on pages 22 to 26 and note 31 to the consolidated financial statements of this annual report. Save as disclosed herein, no other material contracts (including but not limited to material contracts for the provision of services to the Company or its subsidiaries by the controlling shareholder and its subsidiaries) were entered into between the Company or its subsidiaries and the controlling shareholder or its subsidiaries.

Pre-emptive Rights

There are no provisions for pre-emptive rights under the Bye-laws or the applicable laws of Bermuda.

Bank Loans and Other Borrowings

As at 31 December 2023, the Group had no bank loans and other borrowings.

Five Year Summary

A summary of the results and assets and liabilities of the Group for the last five financial years is set out on page 144 of this annual report.

Retirement Benefit Schemes

Other than the establishment of the Mandatory Provident Fund Schemes in Hong Kong and the contributions made to the retirement benefit schemes in the PRC, the Group has not operated any other retirement benefit schemes for its employees. Particulars of the retirement benefit schemes are set out in note 9 to the consolidated financial statements.

Permitted Indemnity Provision

As permitted under the Bye-laws, every Director shall be entitled to be indemnified out of the assets of the Company from and against all actions, costs, charges, losses, damages and expenses which he or she may incur or sustain in or about the execution of the duties of his or her office, and no Director shall be liable for any loss, misfortune or damage which may happen to or be incurred by the Company in the execution of the duties of his or her office or in relation thereto, provided that this indemnity shall not extend to any matter in respect of any fraud or dishonesty.

Liability Insurance of the Directors

For details of the liability insurance of the Directors of the Company, please refer to the paragraph headed "Liability Insurance for Directors" set out in the Corporate Governance Report on page 40 of this annual report.

REPORT OF THE DIRECTORS

Sufficient Public Float

Based on the public information available to the Company and to the knowledge of the Directors, for the year ended 31 December 2023 and as at the date of this report, the Company has maintained sufficient public float prescribed under the Listing Rules.

Audit Committee

The Company has set up its audit committee with written terms of reference available on the websites of the Stock Exchange and the Company. Currently, the audit committee of the Company (the “**Audit Committee**”) comprises four independent non-executive Directors. The Audit Committee meets with the Group’s senior management and external auditor regularly to review the effectiveness of the risk management and internal control system and the interim and annual reports of the Group, and is responsible to the Board directly. The details of the Audit Committee are set out in the “Corporate Governance Report” section of this annual report.

Auditor

In accordance with the relevant regulations of the relevant governmental authorities of the PRC in relation to the term of appointment of the auditor of a state-owned enterprise and its subsidiaries, PricewaterhouseCoopers retired as the auditor of the Company at the annual general meeting of the Company convened on 15 June 2021, and following its retirement, KPMG has been appointed as the auditor of the Company.

KPMG will retire and, being eligible, will offer itself for re-appointment at the forthcoming annual general meeting to be convened. A resolution in relation to the re-appointment of KPMG as the auditor of the Company will be proposed at the forthcoming annual general meeting for consideration and approval by the shareholders.

Environmental Policies and Performance

The Group has been placing great emphasis on safety, environmental protection and compliance during operation in order to promote collective sustainable development with the community where it operates.

In 2023, the Group continued to improve its policies and organizational structure, remained committed to and actively discharged corporate social responsibilities in accordance with the instructions of the Board.

The Group has incorporated relevant environmental protection measures into its overall work plan. The Group has monitored and been committed to reducing emissions to ensure that waste and carbon emissions are under reasonable control. In addition, the Group has formulated detailed emission treatment policies for exhaust gas, sewage and waste. Meanwhile, the Group has strict regulations on the use of energy, water resources and other natural resources and gives priority to recycling. To address environmental risks arisen from daily operation, the Group has adopted a series of preventive measures and formulated different contingency plans for the occurrence of various type of accidents, to minimize the possible hazards to the environment and natural resources. In 2023, the Group complied with the relevant laws and regulations in all material aspects.

For further details of the Group’s environmental policies and performance, please refer to the Environmental, Social and Governance Report of the Group.

Relationships with Employees, Customers and Suppliers

For the relationship between the Group and its employees, please refer to the paragraph headed “Employees, Emolument Policies and Training” set out in the section headed “Management Discussion and Analysis” on page 14 of this annual report.

The Group actively interacts with all stakeholders including employees, customers, suppliers, investors and regulatory authorities to maintain good relationships with them and understand their expectations on the Group. The Group will incorporate their suggestions into its operation as far as they are feasible and in the interest of the Group and its shareholders as a whole. For details, please refer to the Environmental, Social and Governance Report of the Group.

Donations

For the year ended 31 December 2023, the Group donated over HK\$850,000 to support the people in need and reward doctorate students, master students and undergraduates who have achieved outstanding results.

By order of the Board

Sinopec Kantons Holdings Limited

Chen Yaohuan

Chairman

Hong Kong, 21 March 2024

CONNECTED TRANSACTIONS

I. Existing Agreements Entered into by the Group Constituting Continuing Connected Transactions

In order to ensure the normal operation of the business and compliance with the relevant requirements of Chapter 14A of the Listing Rules, on 26 October 2022, the Group entered into certain framework agreements with Sinopec Group Company and its subsidiaries for businesses such as crude oil jetty services and financial services which constituted continuing connected transactions for the three financial years ended 31 December 2025, details of which include:

1. Huade Petrochemical, a wholly-owned subsidiary of the Company, renewed and entered into the Crude Oil Jetty and Storage Services Framework Master Agreement with Sinopec Corp. Guangzhou Branch ("**Guangzhou Petrochemical**"), Sinopec Petroleum Reserve Company Limited ("**Sinopec Petroleum Reserve Company**") and Sinopec Petroleum Marketing Company Limited ("**Sinopec Petroleum Marketing Company**") for the provision of crude oil jetty and storage services by Huade Petrochemical to Guangzhou Petrochemical, Sinopec Petroleum Reserve Company and Sinopec Petroleum Marketing Company. Guangzhou Petrochemical is a branch company of Sinopec Corp.; Sinopec Petroleum Reserve Company is a wholly-owned subsidiary of Sinopec Group Company, the holding company of Sinopec Corp.; Sinopec Petroleum Marketing Company is a wholly-owned subsidiary of Sinopec Corp., which indirectly wholly owns Kantons International, the controlling shareholder of the Company. All the transactions contemplated under the Crude Oil Jetty and Storage Services Framework Master Agreement constitute continuing connected transactions for the Company under the Listing Rules;
2. Huade Petrochemical, a wholly-owned subsidiary of the Company, renewed and entered into the Sinopec Fuel Oil Sales Company Limited Framework Master Agreement with Sinopec Fuel Oil Sales Company Limited ("**Sinopec Fuel Oil**") for the provision of fuel oil jetty and storage services to Sinopec Fuel Oil. Sinopec Fuel Oil is a subsidiary of Sinopec Corp. which indirectly wholly owns Kantons International, the controlling shareholder of the Company. All the transactions contemplated under the Sinopec Fuel Oil Sales Company Limited Framework Master Agreement constitute continuing connected transactions for the Company under the Listing Rules;
3. Huade Petrochemical, a wholly-owned subsidiary of the Company, renewed and entered into the Sinopec Finance Financial Services Framework Master Agreement with Sinopec Finance Company Limited ("**Sinopec Finance**") Guangzhou Branch for the provision of financial services within the PRC to Huade Petrochemical by Sinopec Finance Guangzhou Branch. Sinopec Finance Guangzhou Branch is a branch company of Sinopec Finance, which is owned as to 51% by Sinopec Group Company and 49% by Sinopec Corp. Sinopec Group Company is the holding company of Sinopec Corp., which indirectly wholly owns Kantons International, the controlling shareholder of the Company. All the transactions contemplated under the Sinopec Finance Financial Services Framework Master Agreement constitute continuing connected transactions for the Company under the Listing Rules;

4. The Company renewed and entered into the Century Bright Financial Services Framework Master Agreement with Sinopec Century Bright Capital Investment Limited (“**Century Bright**”) for the provision of deposit and settlement and similar financial services outside the PRC to the Group by Century Bright. Century Bright is a wholly-owned subsidiary of Sinopec Group Company which indirectly controls Kantons International, the controlling shareholder of the Company. All the transactions contemplated under the Century Bright Financial Services Framework Master Agreement constitute continuing connected transactions for the Company under the Listing Rules.

The above-mentioned agreements and continuing connected transactions were approved at the special general meeting of the Company convened on 15 December 2022.

Details of the aforesaid agreements and continuing connected transactions and the transaction amount annual caps for the continuing connected transactions to be conducted by the Group for the three financial years ending 31 December 2025 are as follows:

	Transaction amount annual caps for the year ended/ending 31 December (RMB million)		
	2023	2024	2025
Crude oil jetty and storage services income	550.00	550.00	550.00
Fuel oil jetty and storage services income	80.00	80.00	80.00
Oil product purchase expenditure	10.00	10.00	10.00
Maximum balance of deposits to be placed by Huade Petrochemical in Sinopec Finance	400.00	400.00	400.00
Maximum balance of deposits to be placed outside the PRC by the Group in Century Bright ^{Note} (HK\$ million)	900.00	900.00	900.00

Note: Unless specified as HK\$, all figures are denominated in RMB.

CONNECTED TRANSACTIONS

For details, please refer to the relevant announcement and circular dated 26 October 2022 and 14 November 2022 published on the websites of the Stock Exchange and the Company.

In addition, on 26 October 2022, the Group correspondingly entered into a number of framework agreement constituting continuing connected transactions for the three financial years ending 31 December 2025. As the applicable percentage ratios for the cap in respect of each of these framework agreement are more than 0.1% but less than 5%, the agreement is subject to the reporting, annual review and announcement requirements but exempt from the independent shareholders' approval requirement under Chapter 14A of the Listing Rules. Details of the framework agreement are as follows:

The Oil Products Purchase Framework Master Agreement was renewed and entered into between Huade Petrochemical and China Shipping & Sinopec Shenzhen Marine Bunker Co., Ltd. ("**China Shipping & Sinopec Shenzhen**") in relation to the sale of oil products by China Shipping & Sinopec Shenzhen to Huade Petrochemical. China Shipping & Sinopec Shenzhen is an associate of Sinopec Corp.; and Sinopec Corp. indirectly wholly-owned Kantons International, the controlling shareholder of the Company.

II. Connected Transaction Agreement Entered into by the Group during the Year

In order to make better use of Huade Petrochemical's abundant capacity of the terminal for unloading and for its business expansion, Huade Petrochemical, a

wholly-owned subsidiary of the Company, intended to upgrade and transform Mabianzhou jetty facilities to provide naphtha unloading service to third parties. In view of the experience, expertise and professional personnel of Sinopec Guangzhou Engineering Co., Ltd. ("**Sinopec Guangzhou Engineering**"), on 9 November 2023, Huade Petrochemical and Sinopec Guangzhou Engineering entered into the Construction Agreement in relation to the Mabianzhou jetty facilities upgrade and transformation. As Sinopec Guangzhou Engineering is an indirect subsidiary of Sinopec Group Company, and Sinopec Group Company indirectly controls Kantons International, the controlling shareholder of the Company, the transactions contemplated under the Construction Agreement constitute connected transactions for the Company under the Listing Rules. The total consideration under the Construction Agreement payable by Huade Petrochemical funded by internal resources of the Group is approximately RMB27.39 million (inclusive of all taxes).

As one or more of the applicable percentage ratios (as defined under Rule 14.07 of the Listing Rules) in respect of the above connected transaction is more than 0.1% but all are less than 5%, the above connected transaction is only subject to the reporting, annual review and announcement requirements under Chapter 14A of the Listing Rules but is exempted from the independent shareholders' approval and circular requirements. For details of the above-mentioned connected transaction, please refer to the relevant announcement dated 9 November 2023 published on the websites of the Stock Exchange and the Company.

III. Information on the Continuing Connected Transactions/Connected Transactions Conducted by the Group during the Year

- For the year ended 31 December 2023, the transaction amounts and annual caps for the continuing connected transactions conducted by the Group were as follows:

	Transaction amounts for the year ended 31 December 2023 RMB million	Annual caps for the year 2023 RMB million
Crude oil jetty and storage services income	446.18	550.00
Fuel oil jetty and storage services income	44.51	80.00
Oil product purchase expenditure	3.73	10.00
Maximum balance of deposits to be placed by Huade Petrochemical in Sinopec Finance during the Year	398.21	400.00
Maximum balance of deposits to be placed outside the PRC by the Group in Century Bright during the Year ^{Note} (HK\$ million)	899.61	900.00

Note: Unless specified as HK\$, all figures are denominated in RMB.

- As at 31 December 2023, the cumulative transaction amounts and maximum total amount for the connected transaction of the Group were as follows:

	Cumulative transaction amounts as at 31 December 2023 RMB million	Maximum total amount RMB million
Expenditure on the construction project of Mabianzhou jetty facilities	4.85	27.39

CONNECTED TRANSACTIONS

The material related party transactions disclosed by the Group in note 31 to the financial statements are “continuing connected transactions” or “connected transactions”, as the case may be, within the meaning of Chapter 14A of the Listing Rules and were entered into in the manner described above. In accordance with Chapter 14A of the Listing Rules, the Company has complied with all disclosure requirements in respect of such connected transactions or continuing connected transactions. Save as disclosed herein, there are no continuing connected transactions/connected transactions required to be disclosed in accordance with the Listing Rules.

In accordance with Rule 14A.55 of the Listing Rules, the independent non-executive Directors of the Company have reviewed and approved each of the above-mentioned continuing connected transactions and connected transaction, and confirmed that the continuing connected transactions and connected transaction were entered into in accordance with the following principles:

- (1) in the ordinary course of business of the Group;
- (2) on normal commercial terms or better; and
- (3) the agreements governing such transactions are on terms that are fair and reasonable and in the interests of the Company’s shareholders as a whole.

The auditor of the Company was engaged to report on the Group’s continuing connected transactions in accordance with the Hong Kong Standard on Assurance Engagements 3000 “Assurance Engagements Other Than Audits or Reviews of

Historical Financial Information”, and with reference to Practice Note 740 “Auditor’s Letter on Continuing Connected Transactions under the Hong Kong Listing Rules” issued by the Hong Kong Institute of Certified Public Accountants. The auditor has issued its unqualified letter containing its conclusions (with a copy provided to the Stock Exchange) in accordance with Rule 14A.56 of the Listing Rules and confirmed that nothing has come to its attention that causes it to believe that the continuing connected transactions:

- (1) have not been approved by the Board;
- (2) were not, in all material respects, in accordance with the pricing policies of the Group if the transactions involved the provision of goods or services by the Group;
- (3) were not carried out, in all material respects, in accordance with the relevant agreements governing the transactions; and
- (4) have exceeded the annual caps.

In addition, the Company obtained a waiver from the Stock Exchange on other connected transactions from strict compliance with the relevant requirements under Chapter 14A of the Listing Rules on 25 June 1999 for a period so long as the values of the relevant connected transactions in any financial year do not exceed 3% of the net tangible assets of the Group as at the end of that year, subject to certain waiver conditions as stipulated in paragraph (D)(1) of “conditions to waiver” set out in the section headed “Business – Connected Transactions” contained in the prospectus of the Company dated 15 June 1999.

DIRECTORS AND SENIOR MANAGEMENT

As at 31 December 2023 and up to the date of this annual report, the Directors and senior management of the Company are as follows:



Mr. Chen Yaohuan

Executive Directors

Mr. Chen Yaohuan, aged 60, is the Chairman of the Board and executive Director of the Company. Mr. Chen holds a bachelor's degree in engineering and graduated from the East China Institute of Chemical Technology, majoring in petroleum refining, in July 1985 and is a senior engineer. From July 1985 to October 2008, Mr. Chen served at different positions in Sinopec Zhenhai Refining & Chemical Co., Ltd. From September 2006 to March 2015, he served as the deputy director general of the Refining Business Division of Sinopec Corp. From March 2013 to March 2015, he concurrently served as a director of Sinopec Catalyst Co., Ltd. From March 2015 to June 2018, he served as an executive director and the general manager of Sinopec Beihai Refining & Chemical Co., Ltd. From May 2015 to July 2017, he served as a member and a standing committee member (temporary post) of the CPC Beihai Municipal Committee. From June 2018 to July 2019, he served as the general manager of Sinopec Corp. Guangzhou Branch and the general manager of Sinopec Group Asset Management Corporation Guangzhou Branch. From December 2018 to November 2019, he concurrently served as the chairman of Huade Petrochemical, a wholly-owned subsidiary of the Company. From July 2019 to December 2019, he served as the deputy director general (director general level) and the chief engineer of the Refining Business Division of Sinopec Corp. From December 2019 to December 2020, he served as the general manager and the chief engineer of the Refining Business Division of Sinopec Corp. Since December 2019, he has served as the vice chairman of Yanbu Aramco Sinopec Refining Company Ltd. Since August 2020, he has also served as the executive director and party secretary of Sinopec Petroleum Marketing Company Limited and the chairman of Sinopec Petroleum Reserve Company Limited. Since December 2020, he has been serving as the chief engineer of the Refining Business Division of Sinopec Corp. Since January 2021, he has been serving as an employee's representative supervisor of the seventh session of the board of supervisors of Sinopec Corp. Mr. Chen has been the Chairman of the Board and executive Director of the Company since November 2019.



Mr. Yang Yanfei

Mr. Yang Yanfei, aged 56, is an executive Director of the Company. Mr. Yang graduated from East China Institute of Chemical Technology majoring in oil processing with a bachelor's degree in engineering in July 1991 and is a senior economist. From August 1991 to July 2013, Mr. Yang successively held positions in Beijing Yanshan Petrochemical Corporation, China Petrochemical Corporation, relevant State ministries and Sinopec Group Company. From July 2013 to December 2019, he served as the deputy general manager of the Production and Operation Management Department of Sinopec Corp. From December 2019 to January 2022, he served as the deputy general manager of the Production and Operation Management Department of Sinopec Corp. Since January 2022, he has been concurrently the general manager of the Production and Operation Management Department of Sinopec Corp. and the chief coordinator of the Production Dispatching Command Center of Sinopec Corp. In particular, since March 2019, Mr. Yang has concurrently served as a director of Sinopec Senmei (Fujian) Petroleum Co., Ltd.; since October 2019, Mr. Yang has also served as a director of Sinopec Petroleum Reserve Company Limited. Mr. Yang has been an executive Director of the Company since March 2020.

DIRECTORS AND SENIOR MANAGEMENT



Mr. Zhong Fuliang

Mr. Zhong Fuliang, aged 55, is an executive Director of the Company. Mr. Zhong graduated with a bachelor's degree majoring in economics and management from Wuhan University in July 1991. He graduated with a master's degree in Business Administration from Staffordshire University in July 2003. He holds a bachelor's degree in Economics and a master's degree in Business Administration. He is a senior economist. From August 1991 to March 2015, Mr. Zhong successively held positions in Zhenhai Petrochemical General Plant, Sinopec Zhenhai Refining & Chemical Co., Ltd., and Zhenhai Refining & Chemical Branch Company of Sinopec Corp. Since March 2015, he has been the deputy general manager of China International United Petroleum & Chemicals Company Limited. Since June 2019, Mr. Zhong has served as a director of Sinopec Petroleum Reserve Company Limited. Since August 2020, Mr. Zhong has served as a director of China Merchants Energy Shipping Co., Ltd. Since December 2022, he has become the general manager and the director of China International United Petroleum & Chemicals Company Limited. Since September 2023, Mr. Zhong has been the chairman of China International United Petroleum & Chemicals Co., Ltd. Mr. Zhong has been an executive Director of the Company since March 2020.



Mr. Ren Jiajun

Mr. Ren Jiajun, aged 56, is an executive Director of the Company, is a principal senior engineer graduated from East China Petroleum Institute with a bachelor's degree in petroleum processing in July 1989. He also holds a bachelor's degree in engineering. From July 1989 to November 2010, Mr. Ren successively held positions in Sinopec Great Wall Advanced Lubricant Company, the Production Department and the Refining and Chemical Management Department of Sinopec Group and Oil Refining Business Division of Sinopec Corp. From November 2010 to September 2018, he served as the deputy director general of Oil Refining Business Division of Sinopec Corp. From September 2018 to December 2019, he served as the deputy director of the Department of Production, Operation and Management of Sinopec Group Company (Sinopec Corp.). From December 2019 to August 2020, he served as the deputy general manager of the Department of Production, Operation and Management of Sinopec Group Company (Sinopec Corp.). From August 2020 to June 2023, he has been serving as the general manager of Sinopec Petroleum Marketing Company Limited. He served as the Party Committee Secretary of Sinopec Oil Refinery and Sales Company Limited since June 2023. From September 2018 to August 2020, he successively served as an executive director and chairman of Sinopec Petroleum Reserve Company Limited and concurrently served as an executive director and general manager of Sinopec Petroleum (Shanghai) Reserve Company Limited. Since November 2021, he has also served as a director of China International United Petroleum & Chemicals Co., Ltd. He served as the executive director of the Sinopec Oil Refinery and Sales Company Limited since June 2023. Mr. Ren has been an executive Director of the Company since January 2021.



Mr. Zou Wenzhi

Mr. Zou Wenzhi, aged 53, is an executive Director of the Company. Mr. Zou graduated from Tianjin University with a bachelor's degree in chemical engineering and economics in July 1992. He graduated with a master's degree in business administration from Staffordshire University in June 2006, he holds a bachelor's degree in engineering and master's degree in business administration, he is a professorate senior economist. From August 1992 to June 2016, Mr. Zou successively held positions in Sinopec Beijing Design Institute, Sinopec Engineering Incorporation and the Development Planning Department of Sinopec Corp. From June 2016 to August 2019, Mr. Zou was a member of the management committee of Russia SIBUR Management Co., Ltd. In particular, from June 2016 to June 2018, he was also the deputy supervisor of the Foreign Cooperation Office of Sinopec Corp.; from June 2018 to December 2019, he served as deputy director general of International Cooperation Department, deputy head of Foreign Affairs Bureau Sinopec Corp.; from December 2019 to October 2023, he has been the deputy general manager of the International Cooperation Department, deputy general manager of the Foreign Affairs Department of Sinopec Corp. Since October 2023, he has been the general manager of Sinopec Overseas Investment Holding Limited. Mr. Zou has been an executive Director of the Company since March 2020.



Mr. Mo Zhenglin

Mr. Mo Zhenglin, aged 59, is an executive Director of the Company. Mr. Mo graduated from Zhongnan University of Finance and Economics majoring in finance and accounting in July 1986 with a bachelor's degree in Economics and is a senior accountant. From May 1995 to August 2008, Mr. Mo successively held positions in Beijing Yanshan Petrochemical Corporation, Beijing Yanshan Petrochemical Co., Ltd. and Sinopec Corp. Beijing Yanshan Branch Company. From August 2008 to August 2017, he served as chief accountant and deputy director general of the Chemical Division of Sinopec Corp. From August 2017 to December 2019, he served as deputy director general of the Finance Department of Sinopec Corp.; from December 2019 to October 2022, he served as deputy general manager of Finance Department of Sinopec Corp. In particular, from April 2002 to August 2008, Mr. Mo also served as a director of Beijing Yanshan Petrochemical Co., Ltd; he has been a non-executive director of Sinopec Shanghai Petrochemical Company Limited which is a company listed on the Stock Exchange from June 2014 to June 2020. In addition, since April 2018 and March 2019, Mr. Mo has served as a director of PetroCyber Works Information Technology Co., Ltd and Sinopec SABIC Tianjin Petrochemical Company Limited respectively. Mr. Mo has been an executive Director of the Company since March 2020.



Mr. Sang Jinghua

Mr. Sang Jinghua, aged 56, is an executive Director and the General Manager of the Company, is a senior economist graduated from the Dalian University of Technology in July 1990 with a bachelor's degree in macromolecule chemical engineering and holds a bachelor's degree in engineering. From July 1990 to May 2019, Mr. Sang successively held positions in Shijiazhuang Refinery Branch Company of China Petroleum & Chemical Corporation, the board secretariat of Sinopec Corp. and SINOPEC Engineering (Group) Co., Ltd. ("**Sinopec Engineering**"). From May 2012 to January 2013, he served as the securities representative of Sinopec Corp. From August 2012 to May 2019, he was the secretary to the Board Of Directors of Sinopec Engineering. From December 2012 to May 2019, he was the company secretary of Sinopec Engineering. From May 2014 to May 2019, he was a vice president of Sinopec Engineering. From May 2019 to January 2021, Mr. Sang was the executive deputy general manager of the Company. Since January 2021, Mr. Sang has been an executive Director, the General Manager and a member of each of the remuneration committee and nomination committee of the Company, and concurrently serving as a director of Sinopec Kantons International Limited, Sinomart KTS Development Limited and Kantons International Investment Limited.



Ms. Tam Wai Chu, Maria

Independent Non-Executive Directors

Ms. Tam Wai Chu, Maria, GBM, JP, aged 78, is an independent non-executive Director of the Company. Ms. Tam graduated from London University. She obtained the qualification as a barrister-at-law at Gray's Inn, and practised in Hong Kong. Ms. Tam was a member of the Preparatory Committee for the Hong Kong Special Administrative Region of the People's Republic of China, a Hong Kong Affairs Advisor of the Hong Kong and Macao Affairs Office of the State Council of the People's Republic of China, a Deputy to the 9th to 12th National People's Congress of the People's Republic of China and a member of the Basic Law Committee of Hong Kong Special Administrative Region. She was a member of the Operations Review Committee and the Panel of the Witness Protection Review Board under Independent Commission Against Corruption ("ICAC") of Hong Kong from January 2010 to December 2014. She was the Chairman of Operations Review Committee, a member of the Panel of the Witness Protection Review Board, and an Ex-Officio of the Advisory Committee on Corruption under ICAC from January 2015 to December 2017. She was a Vice-Chairperson of the HKSAR Basic Law Committee under the Standing Committee of the National People's Congress of the People's Republic of China (ended at 30 June 2023). She is also a member of various community service organizations. She is currently an independent non-executive director of Wing On Company International Limited, a company listed on the Hong Kong Stock Exchange. She is also a director of Love Foundation Limited, and Love • Family Foundation Limited. She is the Council Member of the Academy of Chinese Studies Limited. Ms. Tam has been an independent non-executive Director of the Company since June 1999.

DIRECTORS AND SENIOR MANAGEMENT



Mr. Fong Chung, Mark

Mr. Fong Chung, Mark, aged 72, is an independent non-executive Director of the Company. Mr. Fong was the President of the Hong Kong Institute of Certified Public Accountants, and has over 40 years of experience in the accounting profession. He was a Council Member of the Institute of Chartered Accountants in England and Wales from June 2016 to June 2018 and was the Chairman of Audit Committee of the Hong Kong Institute of Certified Public Accountants from February 2016 to January 2019. Mr. Fong is currently a non-executive director of Worldsec Limited, a company listed on the London Stock Exchange. Mr. Fong has been an independent non-executive Director of the Company since September 2004.



Dr. Wong Yau Kar, David

Dr. Wong Yau Kar, David, GBS, JP, aged 66, is an independent non-executive Director of the Company. Dr. Wong received a doctorate degree in economics from the University of Chicago. Dr. Wong has extensive experience in manufacturing, direct investment and international trade. Dr. Wong participates actively in public services. He was a Hong Kong Deputy to the 12th and the 13th National People's Congress of the People's Republic of China. Dr. Wong is currently an independent non-executive director of Shenzhen Investment Limited and GDH Guangnan (Holdings) Limited, all of which are companies listed on the Hong Kong Stock Exchange. Dr. Wong has been an independent non-executive Director of the Company since March 2014.



Ms. Wong Pui Sze, Priscilla

Ms. Wong Pui Sze, Priscilla, SBS, JP, a practising barrister in Hong Kong, aged 63, is an independent non-executive Director of the Company. Ms. Wong obtained a Bachelor of Laws (Hons) degree from the University of Hong Kong and a Master of Laws degree from the London School of Economics and Political Science of the University of London. She is qualified as a barrister in Hong Kong, an advocate and solicitor in Singapore, a mediator of Centre for Effective Dispute Resolution (CEDR) and an arbitrator of China International Economic and Trade Arbitration Commission (CIETAC). Ms. Wong holds a number of public positions in Mainland China and the Hong Kong Special Administrative Region. She is currently a member of Shanghai Committee of the Chinese People's Political Consultative Conference, the chairman of the Minimum Wage Commission of Hong Kong, the chairman of Prince of Wales Hospital Governing Committee, the chairman of the Council and a member of the Court of the University of Hong Kong, the convener of the Financial Reporting Review Panel of the Hong Kong Special Administrative Region and the chairman of the Independent Police Complaints Council. Ms. Wong has been an independent non-executive Director of the Company since March 2018.



Mr. Pang Aibin

Senior Management

Mr. Pang Aibin, aged 53, the Deputy General Manager of the Company, graduated with a bachelor degree in industrial management engineering from Nanjing Aviation College in July 1991, holds a bachelor's degree in engineering, and has professional qualification of senior economist. Mr. Pang worked for Sinopec Jiujiang Petrochemical from July 1991 to July 2002. He worked in the Crude Oil Trading Department of Sinopec International Co., Ltd. from July 2002 to September 2005. From September 2005 to November 2022, he served as deputy general manager of the Crude Oil Department of China International United Petroleum & Chemicals Co., Ltd., deputy general manager of Sinopec Kantons Holdings Limited, general manager of the Crude Oil Resource Allocation Centre and general manager of the Logistics Optimisation Management Centre of China International United Petroleum & Chemicals Co., Ltd. Since November 2022, Mr. Pang started to work as the Deputy General Manager of the Company.



Mr. Shi Baoming

Mr. Shi Baoming, aged 51, the Deputy General Manager of the Company, graduated from China University of Petroleum (East China) in July 1994 with a bachelor's degree in chemical engineering and graduated from Dalian University of Technology in November 2002 with a master's degree in business administration, holder of master degree of Management, and has professional qualification of senior economist. Mr. Shi worked at Sinopec Information Centre, Sinopec Economic and Technical Research Institute, Sinopec International Co. Ltd. and China International United Petroleum & Chemicals Co., Ltd. (during which he served as the business manager of the Oil Products Department and the deputy general manager of the Marketing Strategy Department) from July 1994 to August 2018. From April 2015 to February 2018, Mr. Shi was the deputy county head of Luxi County in Hunan Province (temporary post). Mr. Shi has extensive overseas experience and worked for UNIPEC Singapore Pte Limited from June 2009 to June 2014 in trading and market analysis of refined oil products, was the general manager of Fujairah Oil Terminal FZC from August 2018 to December 2021, and assistant to general manager of Sinopec Kantons Holdings Limited from January 2022 to April 2022. In 2022, he was honoured with the Aramco Trading New Silk Road CEO of the Year Award 2022 (oil warehousing category). From January 2022 to April 2022, Mr. Shi was the assistant general manager of the Company and from April 2022, Mr. Shi worked as the Deputy General Manager of the Company.



Mr. Wang Haifeng

Mr. Wang Haifeng, aged 42, the Deputy General Manager and the Chief Financial Officer of the Company, graduated from the Central University of Finance and Economics in June 2003 with a bachelor's degree in accounting and obtained a master's degree in management from the Central University of Finance and Economics in March 2012, and has professional qualification of senior auditor. From July 2003 to October 2014, he worked in the Sales Enterprise Division and Audit Supervision Division of the Audit Bureau. From 2014 to October 2022, he served as a business manager and audit specialist in the Audit Department of China International United Petroleum & Chemicals Co., Ltd. Since November 2022, Mr. Wang worked as the Deputy General Manager and the Chief Financial Officer of the Company.

DIRECTORS AND SENIOR MANAGEMENT



Mr. Wang Lihua

Mr. Wang Lihua, aged 37, the Deputy General Manager and Chief Safety Officer of the Company. Mr. Wang graduated from Ocean University of China with a bachelor's degree in marine and offshore engineering in June 2010 and holds a bachelor's degree in engineering. From July 2010 to May 2023, Mr. Wang worked in Tangshan Caofeidian Shihua, Sinopec Pipeline Storage and Transportation Company Limited and Rizhao Shihua. Ltd. From April 2016 to August 2021, Mr. Wang served as the chief safety officer, deputy manager of the Production Technology Department and manager of the Production Technology Department of Tangshan Caofeidian Shihua; from January 2016 to December 2021, he also served as the deputy head of the Production Department and the deputy director of the Emergency Response Office of the Sinopec Pipeline Storage Company Limited; and from December 2021 to May 2023, he served as the deputy general manager of the Rizhao Shihua, the executive vice general manager and the chief safety officer of the Rizhao Shihua. Since June 2023, Mr. Wang has served as the Deputy General Manager and Chief Safety Officer of the Company.



Mr. Xiao Yong

Mr. Xiao Yong, aged 51, the Deputy General Manager of the Company. Mr. Xiao graduated from Chengdu Institute of Technology in July 1996 with a bachelor's degree majoring in oil reservoir engineering, and graduated from Renmin University of China in July 2007 with a master's degree majoring in business administration, holds a master's degree in business administration and is a senior engineer. Mr. Xiao worked in the Safety Management Department and Production Technology Department of Huade Petrochemical successively from July 1996 to September 2007. From September 2007 to April 2015, he served as the deputy general manager of Huade Petrochemical. From April 2015 to August 2020, he served as the general manager and secretary of the Party Committee of Huade Petrochemical. From August 2020 to December 2023, he served as the manager of the Planning and Operation Department and the secretary of the Party Branch of Sinopec Guangzhou Branch, as well as the manager of the Chemicals Division. Since December 2023, Mr. Xiao has served as the Deputy General Manager of the Company and concurrently the executive director and general manager of Huade Petrochemical.



Mr. Wang Xiaoming

Mr. Wang Xiaoming, aged 45, the Joint Company Secretary and Secretary to the Board of the Company, graduated from the China University of Petroleum (East China) in July 2000 with a bachelor's degree in oil and gas storage and transportation and graduated from the China University of Petroleum (Beijing) in July 2006 with a master's degree in oil and gas storage and transportation. From July 2000 to April 2022, Mr. Wang worked for China Petroleum & Chemical Corporation Guangdong Petroleum Branch and Sinopec Economics & Development Research Institute Company Limited ("**Sinopec EDRI**"). From June 2012 to April 2022, he was the deputy manager of the Evaluation and Assessment Centre of Sinopec EDRI. Since May 2022, Mr. Wang worked as the Joint Company Secretary and Secretary to the Board of the Company.

Particulars of Changes in Directors Subsequent to the Date of 2022 Annual Report

The following change is disclosed pursuant to Rule 13.51B of the Listing Rules:

Ms. Tam Wai Chu, Maria, independent non-executive Director, has resigned as independent non-executive director of Nine Dragons Paper (Holdings) Limited, a company listed on the Stock Exchange, since 31 March 2023.

Dr. Wong Yau Kar, David, independent non-executive Director, has resigned as independent non-executive director of Huayi Tencent Entertainment Company Limited, a company listed on the Stock Exchange, since 20 June 2023.

CORPORATE GOVERNANCE REPORT

Compliance with the Corporate Governance Code

The Company is committed to achieving a high standard of corporate governance to properly safeguard and enhance the interests of its shareholders. The Board sets its corporate governance policies pursuant to the Corporate Governance Code contained in Appendix C1 of the Listing Rules (the “**Corporate Governance Code**”), and it accordingly reviews and monitors the training and continuing professional development of Directors and the senior management and its policies and practices in compliance with relevant laws and regulatory requirements.

During the year ended 31 December 2023, the Company has complied with the applicable code provisions set out in the Corporate Governance Code which came into effect during the year and has adopted, where appropriate, the recommended best practices set out therein. The Company applies the principles set out in the Corporate Governance Code to its corporate governance structure and practices and the application of these principles is set out in this report.

Vision of Corporate Development and Corporate Culture

The Board of the Company has set the long-term development goal of the Company, which is committed to become a world-class international petrochemical storage and logistics company. In order to achieve this goal, the Company has adhered to a proactive, prudent and stable operation strategy to expand its core businesses such as crude oil jetties and storage and logistics services through mergers and acquisitions and investment and construction, thereby expanding the Group’s scale of operation, enhancing its profitability and strengthening its competitive strength on an ongoing basis.

To implement the Company’s vision of corporate development and corporate culture into its daily operations, in 2023, Kantons Investment, a wholly-owned subsidiary of the Company, and Shanghai COSCO SHIPPING LNG made further investments into CESI on a pro rata basis by way of capital injection to participate in the investment of the project relating to the construction of three LNG vessels, which will be earmarked by way of long-term charters

supporting the Sinopec Corp. transportation capacity. The new LNG vessels will expand the Group’s vessel chartering and logistics business, strengthen the core competitiveness of the Group in the LNG transportation business segment and contribute to creating greater value for the shareholders on an ongoing basis. For details of the above capital injection, please refer to the relevant announcement dated 22 August 2023 published on the websites of the Stock Exchange and the Company. Moreover, in 2023, the Group strengthened its refined management and strived to reduce costs and increase efficiency to achieve safe and stable production and operation thereby enhancing the Group’s capabilities to realize its vision of corporate development.

The Company fully understands that corporate development is closely related to the future of human society, and attaches great importance to environmental protection and corporate social responsibility, and organically integrates the concept of sustainable development into the Company’s corporate culture. The Company has made a solemn commitment to the public in five areas, namely operating legally, respecting stakeholders, developing together, valuing safety and green, and improving continuously for continuing the development of the Group’s businesses. The Company established the Environmental, Social and Governance Working Committee in 2020, with members including all senior management and key members of each business and functional department, such working committee is responsible for formulating the Environmental, Social and Governance objectives and plans, and reports its work to the Board regularly. For the work summary of the Environmental, Social and Governance Working Committee in 2023, please read the Environmental, Social and Governance Report of the Group.

For more details of the implementation of the Company’s vision of corporate development and corporate culture, please refer to the Chairman’s Statement on pages 4 to 7 of this annual report.



CORPORATE GOVERNANCE REPORT

The Board of Directors **Composition and diversity of the Board**

The Board provides effective and responsible leadership for the Company. The Directors, individually and jointly, act in good faith and in the best interests of the Company and its shareholders as a whole. The Board formulates the strategy and direction of the Group, reviews its performance and is also responsible for decision-making on significant corporate matters of the Company such as effective supervision of environmental, social and governance matters, annual and interim results, notifiable transactions and connected transactions, appointment of Directors, dividend distribution and accounting policies. The Board has delegated the senior management the responsibility of managing the daily operation and overseeing the business of the Group. “Measures for the Administration of Authorization of the

Board” clearly stipulates the powers and authorizations of the Board and the management.

As at 31 December 2023 and up to the date of this report, the Board comprised seven executive Directors and four independent non-executive Directors, members of which include top experts with international perspectives in business management, business development and operation, laws and regulations, and finance and accounting, providing professional and independent insights and perspectives to the Board. Meanwhile, all Directors have timely access to all relevant Board meeting materials and may seek independent and professional advice when necessary, including but not limited to the Company’s standing legal counsel, auditor and Environmental, Social and Governance auditor, at the Company’s expense, to perform their duties.

Professional Backgrounds and Experience of Directors

Professional backgrounds of the Directors	Number of Directors
Finance and accounting	5
Engineering	3
Legal	2
General management and corporate governance	1

The names of the Directors who held office during 2023 and up to the date of this report are set out in the section headed "Report of the Directors" in this annual report. Biographical details of the current Directors are set out in the section headed "Directors and Senior Management" in this annual report.

In accordance with the Company's Bye-laws, a Director shall be appointed for a term not exceeding three years, but may be reappointed or re-elected. As at the date of this report, the average length of service of the existing Board members as Directors of the Company is 7.8 years. At the annual general meeting held on 12 June 2023, Mr. Chen Yaohuan, Mr. Zhong Fuliang, Ms. Tam Wai Chu, Maria and Dr. Wong Yau Kar, David were re-elected.

Roles and Responsibilities

Good governance emanates from an effective and accountable Board. The Board, directly and indirectly through its committees, leads and provides direction to senior management by laying down strategies and overseeing their implementation, monitors the Group's

operational and financial performance, reviews the Group's remuneration policies, and ensures that effective governance and corporate social responsibility policies and sound internal control and risk management systems are in place.

To achieve effective oversight and leadership, the Board regularly reviews progress reports on the Group's strategies, plans and budgets and receives advice from Board committees and external auditors. The Board has established an Audit Committee, a remuneration committee (the "**Remuneration Committee**") and a nomination committee (the "**Nomination Committee**") of the Company and has delegated to these committees the responsibility for overseeing the affairs of the Company in specified areas in accordance with defined terms of reference. The Board reviews the composition and terms of reference of the board committees from time to time to ensure that the arrangements remain appropriate and in line with the development of the Group's business and governance practices. The composition of each committee is set out below and the responsibilities of each committee are further described in this report.

Audit Committee	Nomination Committee	Remuneration Committee
Mr. Fong Chung, Mark (Chairperson)	Dr. Wong Yau Kar, David (Chairperson)	Ms. Tam Wai Chu, Maria (Chairperson)
Ms. Tam Wai Chu, Maria	Mr. Chen Yaohuan	Mr. Chen Yaohuan
Dr. Wong Yau Kar, David	Ms. Tam Wai Chu, Maria	Mr. Fong Chung, Mark
Ms. Wong Pui Sze, Priscilla	Mr. Fong Chung, Mark	Dr. Wong Yau Kar, David
	Ms. Wong Pui Sze, Priscilla	Ms. Wong Pui Sze, Priscilla
	Mr. Sang Jinghua	Mr. Sang Jinghua

CORPORATE GOVERNANCE REPORT

The Board may, at the Company's expense, request the Company to engage professional bodies to provide independent views and opinions to bring a different perspective to the decision-making process as and when required, and this mechanism has been operating effectively and reviewed annually.

During the Year, the Chairman of the Board held one closed meeting with the independent non-executive Directors without the presence of other Directors.

Chairman of the Board and the General Manager of the Company

The positions of Chairman of the Board and General Manager of the Company are held by Mr. Chen Yaohuan and Mr. Sang Jinghua, respectively. This segregation of duties ensures a clear delineation between the Chairman's responsibility to manage the Board and the General Manager's responsibility to manage the Company's business.

The major role of the Chairman of the Board is to lead the Board and to ensure the effective operation of the Board, including determining and approving the agenda for each Board meeting, with the assistance of the General Manager and the Joint Company Secretary(ies), taking into account any matters proposed by other Directors for inclusion in the agenda where appropriate, to ensure that the Directors receive adequate, accurate and complete information in a timely manner, are aware of the matters under discussion and that all important and appropriate matters are discussed in a timely manner, and encourage those with different views to express their concerns and allow sufficient time for discussion of these matters, so that the decisions of the Board fairly reflect the consensus of the Directors.

The Chairman of the Board encourages all Directors to devote their full attention to the affairs of the Board and meets once a year with the independent non-executive Directors without the presence of other Directors. The Chairman of the Board and other Directors make every effort to maintain effective contact with shareholders and to ensure that the views of shareholders are communicated to all the Board members.

The role of the General Manager is to lead the senior management of the Company and has overall responsibility for the implementation and execution of the strategies and objectives set by the Board and the management of the Group's business. The General Manager and senior management will report to the Board on a quarterly basis and provide key monthly updates on business operations, financial results and strategy.

There is no relationship (including financial, business, family or other material/relevant relationship(s)) between the Chairman and the General Manager of the Company.

Duties of the Board and the Senior Management

Details of the responsibilities of the Board and the senior management of the Company are as follows:

Responsibilities of the Board of the Company:

- (1) determining the policy for corporate governance and performing duties under the Corporate Governance Code (including but not limited to A.2.1);
- (2) being responsible for convening general meetings;
- (3) executing the resolutions of general meetings;
- (4) determining the development plans and operation plans;
- (5) preparing the profit distribution plan and loss recovery plan;
- (6) preparing material acquisition or disposal plans, as well as the plans for merger, spin-off, change of corporate form and dissolution;

- (7) under the authorization of general meeting determining matters such as the Company's external investment, acquisition and disposal of assets, pledge of assets, disposal and repurchase of the Company's shares, and transactions, etc;
 - (8) appointing or dismissing the general manager of the Company, and appointing or dismissing the company secretary according to the nomination of the general manager;
 - (9) being responsible for formulating the policies related to risk management, internal audit and internal control, and authorizing the Audit Committee to represent the Board to monitor the progress of work in risk management, internal audit and internal control;
 - (10) based on the recommendation of the Nomination Committee, determining the Director candidates and submitting them to general meeting for approval;
 - (11) reviewing the implementation and effectiveness of the Board's diversity policy annually;
 - (12) based on the recommendation of the Remuneration Committee, determining the remuneration of Directors and senior management;
 - (13) finalizing the basic management system;
 - (14) managing the information disclosure;
 - (15) proposing to general meeting the appointment or change of the Company's auditor;
 - (16) formulating the amendment plans of the Bye-laws, and submitting them to general meeting for approval;
 - (17) determining other material matters and administrative matters other than those required to be determined by general meeting of the Company according to laws, regulations, the Listing Rules and the Bye-laws, as well as entering into other important agreements;
 - (18) reviewing the implementation and effectiveness of mechanism(s) to ensure independent views and input are available to the Board annually.
- Responsibilities of the senior management of the Company:
- (1) being responsible for the daily operation and management, the organization and implementation of resolutions of the Board and the reporting of work to the Board;
 - (2) organizing and implementing the annual operation plan and investment plan;
 - (3) formulating the internal management system;
 - (4) preparing the fundamental management policies and submitting them to the Board for approval;
 - (5) formulating specific regulations;
 - (6) proposing the appointment or dismissal of deputy general managers and the chief financial officer of the Company; appointing or dismissing other management staff other than those that should be appointed or dismissed by the Board;
 - (7) determining the salaries, benefits, rewards and punishment for the staff, and determining the appointment and dismissal of the staff of the Company;
 - (8) proposing to convene extraordinary meetings of the Board;
 - (9) thoroughly implementing the risk management, internal audit and internal control policies formulated by the Board and confirming with the Audit Committee the effectiveness of the risk management and internal control systems;

CORPORATE GOVERNANCE REPORT

- (10) thoroughly implementing the environmental, social and governance policies formulated by the Board and be responsible for the preparation of Environmental, Social and Governance Report according to the regulatory requirements;
- (11) other responsibilities granted by the Bye-laws and the Board.

There are no financial, business, family or other material/ relevant relationships between the Chairman of the Board, the General Manager and other Directors of the Company.

Induction and Development

Directors are provided with comprehensive induction training in a timely manner to ensure that they have a thorough understanding of the Group's operations and governance policies, as well as their role and responsibilities. Every new Board member receives compliance training provided by legal adviser and attends Directors' training annually. Continual training allows Directors to stay abreast of current trends and material issues of the Group, as well as allows the Directors to update their skills and knowledge required to perform their duties.

During the Year, all Directors participated in trainings through various ways. The record of Directors' participation in trainings is as follows:

	Types of Training
Executive Directors	
Mr. Chen Yaohuan (Chairman)	A, B
Mr. Yang Yanfei	B
Mr. Zhong Fuliang	A, B
Mr. Ren Jiajun	A, B
Mr. Zou Wenzhi	A, B
Mr. Mo Zhenglin	A, B
Mr. Sang Jinghua (General Manager)	A, B
Independent Non-executive Directors	
Ms. Tam Wai Chu, Maria	A, B
Mr. Fong Chung, Mark	A, B
Dr. Wong Yau Kar, David	A, B
Ms. Wong Pui Sze, Priscilla	A, B

A: Attending seminars and/or conferences and/or forums relating to directors' duties or other relevant topics

B: Reading newspapers, journals, materials and/or updates relating to the economy, the industry conditions of the Company or directors' duties and compliance matters

Board Procedures

The Board convenes meetings regularly on a quarterly basis, notice of meeting will be given a minimum of 14 days prior to the meeting, and the agenda and related meeting documents should be sent to all Directors as soon as possible. Reasonable notice will be issued for other extraordinary meetings. Directors make their best effort to attend in person or to participate actively through electronic communications whenever practicable. All Directors have the right to access Board documents and related information, and the Company will respond as promptly and comprehensively as possible to questions raised by Directors.

Minutes of Board meetings and meetings of Board committees are kept by the joint company secretaries and are open for inspection at any reasonable time on reasonable notice by any Director. Drafted meeting minutes are promptly prepared for attending Directors' comment and

final version is signed by the chairman of the meeting for confirmation and record.

To ensure that independent views and input are available to the Board, members of the Board may, at any time, request additional information from management for further enquiries on matters under consideration, seek advice from the Group's company secretaries or in-house legal team or legal counsel or seek independent professional advice at the Company's expense to assist the Directors in discharging their responsibilities. In the event that a major shareholder or Board member has a material conflict of interest in the matter to be considered, such matter will be dealt with by way of a Board meeting in the absence of such shareholder or Director.

During the Year, the attendance of each Director of the Company at various meetings is as follows:

	Physical Meetings of the Board	Written Resolutions of the Board	Audit Committee	Nomination Committee	Remuneration Committee	General Meeting
No. of meetings/resolutions	4	1	2	1	1	1
Mr. Chen Yaohuan	3/4	1/1		1/1	1/1	1/1
Mr. Yang Yanfei	3/4	1/1				0/1
Mr. Zhong Fuliang	4/4	1/1				1/1
Mr. Ren Jiajun	3/4	1/1				1/1
Mr. Zou Wenzhi	2/4	1/1				1/1
Mr. Mo Zhenglin	4/4	1/1				1/1
Mr. Sang Jinghua	4/4	1/1		1/1	1/1	1/1
Ms. Tam Wai Chu, Maria	4/4	1/1	2/2	1/1	1/1	1/1
Mr. Fong Chung, Mark	4/4	1/1	2/2	1/1	1/1	1/1
Dr. Wong Yau Kar, David	4/4	1/1	2/2	1/1	1/1	1/1
Ms. Wong Pui Sze, Priscilla	4/4	1/1	2/2	1/1	1/1	1/1

CORPORATE GOVERNANCE REPORT

Liability Insurance for Directors

The Company has arranged appropriate liability insurance for the Directors of the Company, such arrangements remain in force as at 31 December 2023 and the date of this report.

Joint Company Secretaries

All Directors can have the advice and services provided by the joint company secretaries. The joint company secretaries report to the Chairman on Board governance matters and are responsible for ensuring compliance with Board procedures and facilitating the flow of information and communication among Directors and between Directors and shareholders and management. Mr. Wang Xiaoming (“**Mr. Wang**”) and Ms. Huang He (“**Ms. Huang**”) have been appointed by the Company to work as the joint company secretaries to the Company.

Mr. Wang and Ms. Huang have attended more than 15 hours of professional training related to compliance and regulation of listed companies in 2023.

Remuneration of Directors and Senior Management

The Company has established procedures for determining the remuneration packages of Directors and senior management, which are reviewed from time to time. For details of the remuneration policy and information of the Remuneration Committee, please refer to the section headed “Remuneration Committee” in this report.

Model Code for Securities Transactions by Directors and Senior Management

The Company has adopted the Model Code as its own code of conduct regarding the securities transactions of the Directors, senior management and normal employees and has formulated the code for securities transactions. Having made specific enquiry to all Directors, all Directors confirmed that they had complied with the required standards set out in the Model Code during the year ended 31 December 2023.

For information on the Directors’ and chief executive’s interests or short positions in the shares, underlying shares and debentures, please refer to the section headed “Directors’ and Chief Executive’s Interests or Short Positions in the Shares, Underlying Shares and Debentures” in the “Report of the Directors” of this annual report.

Continuing Connected Transactions

For details of the Group’s continuing connected transactions, please refer to the section headed “Connected Transactions” in this annual report.

Responsibilities of Directors for the Financial Statements

The Board is responsible for overseeing the preparation of the annual financial statements and the Board receives monthly updates on the performance, financial position and prospects of the Group. The Directors recognised their responsibilities for the preparation of the Company’s financial statements for the year ended 31 December 2023. Save as disclosed in this annual report, the Directors are not aware of any material uncertainties relating to events or situations that may cast significant doubt upon the Company’s ability to continue as a going concern. The responsibility statement of the auditor of the Company about its reporting responsibilities on the financial statements is set out in the “Independent Auditor’s Report” on pages 61 to 67 of this annual report.

Audit Committee Powers and Duties

The Audit Committee is authorized by the Board to be responsible for reviewing the accounting standards and practices, audit, effectiveness of internal control, risk management, internal audit and legal and regulatory compliance of the Group. It also reviews the interim and annual results of the Group prior to recommending such results to the Board for approval. The Audit Committee holds regular meetings to review financial reporting and risk management and internal control matters and has unrestricted access to the Company's auditor to this end. The Audit Committee is provided with sufficient resources in performing its duties, including support from the internal risk control department ("**Risk Control Department**"), external auditor, legal adviser and senior management to review any matters involving the accounting principles and practices adopted by the Group and to review all significant financial, operational and compliance controls measures.

The terms of reference of the Audit Committee are set out on the websites of the Company and the Stock Exchange.

Composition of the Committee and Summary of Work during the Year

Composition of the Audit Committee (all are independent non-executive Directors):

Mr. Fong Chung, Mark (Chairperson)
Ms. Tam Wai Chu, Maria
Dr. Wong Yau Kar, David
Ms. Wong Pui Sze, Priscilla

During the Year, two meetings of the Audit Committee were held and the attendance records of the Directors can be found in the section headed "The Board of Directors" – "Board Procedures" of this report and a summary of their work is as follows:

1. Reviewed the Group's interim and annual financial reports and results announcements to ensure integrity, transparency and consistency of the financial disclosures;
2. Reviewed with senior management and external auditor on the accounting principles and practices adopted by the Group;
3. Reviewed the "Independent Auditor's Report" made by the external auditor, in particular to the Key Audit Matters in the report and reviewed the proposal for the adoption of new accounting principles (if applicable);
4. Reviewed the risk control management report, discussed risk management and internal control issues, reviewed the Group's internal control system and the adequacy and effectiveness of its accounting, financial reporting and internal audit functions;
5. Reviewed and monitored the relationship with the external auditor, including overseeing its appointment, independence, remuneration and tenure;
6. Reviewed the Group's report on connected transactions; and
7. Reviewed and discussed the pre-approval policy for non-audit services and the pre-approved service list for 2023.

CORPORATE GOVERNANCE REPORT

External Auditor Independence

The Audit Committee is mandated to monitor the independence of KPMG, the Group's external auditor, to ensure its objectivity in auditing the financial statements. To ensure that all entities within the Group strictly implement the policy on restricting the provision of non-audit work by the external auditor, the Group has established appropriate policies and procedures which set out (i) the classification of services, including pre-approved services, non-pre-approved services and prohibited services; and (ii) the approval process for non-pre-approved services.

Representatives of the external auditor attended the annual general meeting held on 12 June 2023 as usual to respond to questions from shareholders of the Company.

Analysis of remuneration for external auditor

For the year ended 31 December 2023, the following fees were paid/payable by the Group to KPMG, the auditor, and its network members:

Unit: HK\$ million

	2023	2022
Audit services	5.30	5.29
– the Company	2.00	2.00
– subsidiaries	3.30	3.29
Non-audit services	–	–
Total	5.30	5.29

During the Reporting Period, the Audit Committee has reviewed KPMG's statutory audit scope and non-audit services (if any) and approved their fees.

Re-appointment

The Audit Committee was satisfied with the work of KPMG, its independence, objectivity, qualifications, expertise, resources and the effectiveness of the audit process.

Therefore, the Audit Committee recommended the re-appointment of KPMG as the Group's external auditor for the next financial year (which the firm has indicated its willingness to be re-appointed), which will be submitted for approval by the shareholders of the Company at the forthcoming annual general meeting.

Risk Management and Internal Control Establishment of System and Culture

To ensure the establishment and maintenance of appropriate and effective risk management and internal control systems of the Company, the Company has adopted the Enterprise Risk Management framework in a top-down approach. The Audit Committee is responsible for overseeing the senior management's design, implementation and supervision of such systems according to the delegation of the Board and the effectiveness of such systems is reviewed at least annually. The Board recognised its responsibilities for the risk management and internal control systems of the Company and review of the effectiveness of such systems. However, such systems are designed to manage rather than eliminate the risk of failure to achieve business objectives, and can only provide reasonable and not absolute assurance against material misstatement or loss.

Environment for Risk Management and Internal Control

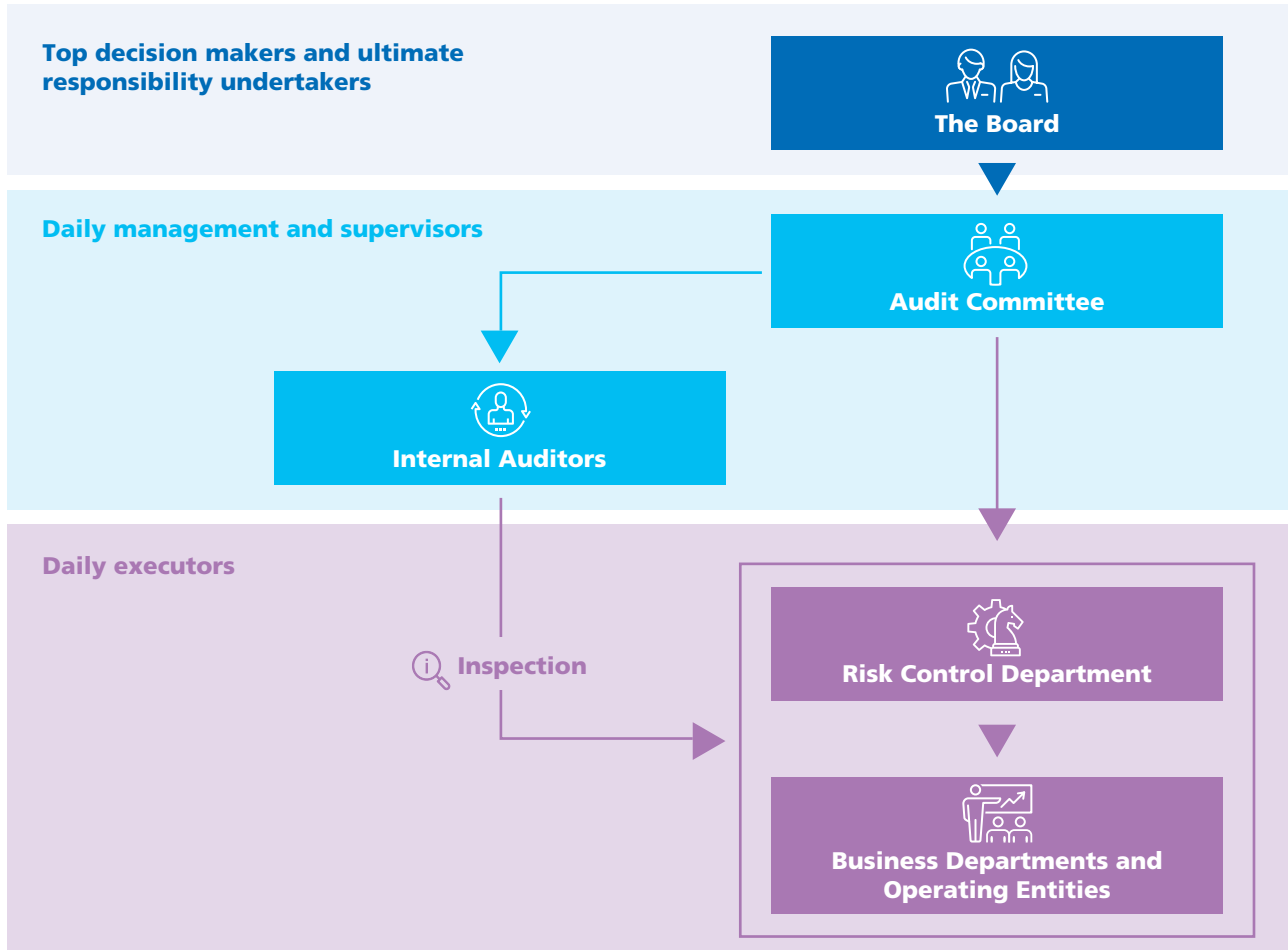
In order to assist the Audit Committee to continue to oversee the risk management and internal control systems of the Company and fully identify and manage all significant risks, the Company has established the Risk Control Department, which is a centralized department responsible for risk management, internal control and legal compliance management matters.

The Company has established the risk management and internal control systems according to the following principles:

1. Alignment to strategy: The enterprise risk management is aligned to the Company's strategic targets;
2. Compliance: The Company complies with the relevant laws, regulations and the requirements stipulated by regulatory bodies, and conforms to the Listing Rules and relevant management systems;
3. Comprehensiveness: The enterprise risk management involves all employees of the Company, and plays roles in decision-making, management and execution in all business areas;
4. Materiality: The Company focuses on risk management of key businesses and high risk areas;
5. Cost effectiveness: The Company utilizes existing resources and optimizes their allocation, and implements effective risk control procedures at a reasonable cost to enhance the efficiency and effectiveness of the risk management and internal control systems;
6. Integration: The enterprise risk management should integrate with the existing management systems and complement and support each other.

CORPORATE GOVERNANCE REPORT

The Company resolves the internal control weaknesses by setting a three-line defense system. The three-line defense system is illustrated as below:



The first line is operational management and control. All departments and operating entities should manage and control their respective risk areas, identify and resolve problems in a timely manner. The second line is risk management and compliance. The Risk Control Department coordinates all departments to carry out risk management process, and links and cooperates with the “first line of defense” to form a joint force for compliance defense and prevention. If the Risk Control Department discovers any problems in internal control in each department, they shall be reported for organization of rectification in a timely manner; in addition, an internal compliance officer of the Company performs duties of internal disciplinary supervision, supervises the implementation of compliance requirements within the scope of his/her authority, and organizes investigations on relevant violations of discipline and regulations. The third line is the Audit Committee and the internal audit personnel that are responsible for considering the system’s construction plan and evaluating its effectiveness. Significant internal control deficiencies, if found in the review, will be reported to the Audit Committee and the Board for solutions.

The Company continued to improve the construction of its internal control system. For corporate governance, the Guidelines on Internal Control Authority was revised and issued in 2023 to further clarify the scope of authority and approval procedures for handling key businesses and matters. The “Measures for the Administration of Authorization of the Board” was revised and issued in 2023 to promote the more standardized operation of the Board; as for risk management, the “Risk Management System”, the “Measures for the Implementation of Risk Management”, and the “Supervision Scheme for the Prevention and Control of Sanction Compliance Risks of Subordinate Enterprises” were formulated to further improve the risk management system; for the compliance management, the “Legal and Compliance Management System” was formulated, the “Compliance Management Manual” was revised and issued, continuing to comprehensively strengthen compliance management standards. In order to improve the level of listing compliance management, the “Listing Business Management System”, the “Listing Compliance Guidelines” and the “Information Disclosure System for Listed Companies” were formulated to clearly

regulate the Company’s requirements on matters such as listed company governance, capital operation, information disclosure, connected transactions, insider information management, and securities transactions by employees; as for operations management, the “Measures for Supervising and Managing the Operation of Operating Entities” was revised and issued to improve the effective control, coordination and integration mechanism for our operating entities; as for safety management, the “HSE Supervision and Management System”, the “Emergency Management Regulations”, the “HSE Inspection and Supervision Management Measures”, the “Safety Accident and Environmental Emergencies Management Regulations”, the “Safety Risk Management Regulations”, and the “Production Safety Abnormal Management Measures (Trial)” have been formulated.

Risk Identification and Response Measures

The Group is exposed to various key risks and uncertainties which, if not properly managed, could have an impact on the Group. Regular tracking and monitoring of material risks and multi-dimensional monitoring of risk issues in operations help the Group to ensure that risks are effectively controlled and managed.

Comprehensive risk identification, assessment and response measures for all functional departments are performed by Risk Control Department on a quarterly basis for the purpose of studying existing and emerging risks and discussing the changes of risks caused by changes in internal and external environment. The Risk Control Department consolidates the significant risks identified, and compiles a quarterly risk management report after going through filtering, prioritizing as well as consultation and comprehensively reviews the notifiable transactions and connected transactions annually for reporting to the senior management of the Company. The risk management and internal control report is prepared by Risk Control Department on an annual basis and submitted to the Audit Committee for further reviewing after being reviewed by the senior management members of the Company. The principal risks faced by the Group (for details of the risks arising from climate, please refer to the Company’s 2023 Environmental, Social and Governance Report to be published separately) are as follows:

CORPORATE GOVERNANCE REPORT

Principal risks	Description	Key response measures
Financial Risk		
Exchange rate risk	<p>The Company is engaged in petrochemical storage, jetty and logistics businesses in the PRC, Europe and UAE through its respective subsidiaries, associates and joint ventures, and generates operating income in RMB, Euro and US\$ respectively. As the exchange rates of RMB, Euro and US\$ against HK\$ fluctuate, the Group faces exchange rate risk to a certain extent.</p>	<p>The Company continuously monitors the exchange rate of major currencies, tracks its impact on the Company's profits, and mitigates exchange rate risk by fund management.</p>
Global and Political Risk		
Political and Policy Risks	<p>The macroeconomic policies, industrial policies and regulatory policies of the Chinese government and new changes which may happen in the future, such as changes in pricing and other management policies of domestic oil and gas industry, would affect the production, operation and efficiency of the Company's crude oil jetty and storage business.</p> <p>The political environment and government policies of overseas projects, such as energy transition measures have a significant impact on the business, increasing the unpredictability of the progress and operation of overseas projects.</p>	<p>The Company actively tracks changes in the domestic energy market, enhances its ability to undertake domestic complementary infrastructure projects and conducts feasibility studies on domestic projects in a timely manner to ensure that the Company's overall strategic layout and interests are maximised.</p> <p>The Company regularly tracks and analyses international political and policy information to enhance its understanding of the local market for medium and long-term capital expenditure and investment research.</p>

Principal risks	Description	Key response measures
Risks in relation to changes in macroeconomic condition	<p>  The operating results of the Group are closely related to the economic condition of China and global energy demand. The economic environment of China has gradually recovered after the COVID-19 pandemic, and the economic operation and various data have continued to recover for the better, but affected by the debt burden of other industries, there is uncertainty in the overall economic situation of China, which may indirectly affect the storage and jetty business. </p> <p>  In terms of international situation, interest rates in Europe and the United States remain high, and the growth of major economies in the world is slowing down. Coupled with the geopolitical factors such as the Russia-Ukraine conflict and many other conflicts in the Middle East, the imposition of sanctions on Russian oil exports by a number of countries and the tightening of such sanctions, and the continued sanction against Iran, all of which are expected to add further uncertainty to the international oil market. </p>	<p>  The Company strengthens the tracking and research of new energy and new technology, deeply analyses the international oil and gas and market demand, studies and grasps the information of industry development trend, industrial layout and competitors, coordinates the development of the Company, pays attention to the strategic, holistic and systematic nature of development planning, and strives to grasp strategic development opportunities. </p> <p>  The Company actively communicates with its operating entities to understand the local economic conditions and feedback information, conducts timely risk assessment, implements timely quality and efficiency improvement measures, enhances project competitiveness and conducts feasibility studies in order to enhance overall efficiency. </p>
Investment Risk	<p>  The petroleum and petrochemical storage and logistics industry is a capital-intensive industry. Although the Company has adopted a prudent investment strategy and actively adopted risk prevention and control measures, and conducted rigorous feasibility studies on each investment project, uncertainties relating to market environment, geopolitics and legal disputes may still exist, which may lead to the failure of the investment projects and the possibility that expected returns could not be achieved, and expose the Company to investment impairment risk to a certain extent. </p>	<p>  The Company continuously monitors the operating condition of each investment project and the neighbouring market conditions, conducts in-depth analysis and evaluation of investment value for projects, and manage the investment risk by taking legal action, controlling costs, and disposing of inefficient or non-performing assets. </p>

CORPORATE GOVERNANCE REPORT

Principal risks	Description	Key response measures
Business and Operational Risk		
Legal and Compliance Risks	<p>Overseas project of the Group is facing legal disputes, and the claims against the relevant partners will continue; the awareness and level of legal compliance operation of relevant domestic joint ventures need to be increased.</p>	<p>With the assistance of external law firms, we will actively and steadily promote relevant legal procedures to maximize the protection of the Company's rights and interests; the Company continues to strengthen the supervision of its domestic joint ventures, has established and improved the legal compliance system, and has continuously improved its awareness and level of legal compliance operations.</p>
Risks in relation to production and operation and natural disasters	<p>The petroleum and petrochemical storage and logistics industry is exposed to the risks of inflammation, explosion, environmental pollution and natural disasters. The problem of climate change is becoming more and more severe, and heavy rainfall or typhoons may cause contingencies that affect the smooth operation of jetties and crude oil pipelines and may cause severe impacts on the environment and society and bring substantial economic losses to the Company and grievous injuries to the people.</p>	<p>The Company has always attached great emphasis on production safety and has implemented a strict management system for health, safety, security and environment ("HSSE"). It has also coordinated with the Environmental, Social and Governance Working Committee to conduct regular assessment of risks in relation to environmental, social and governance matters to jointly develop and review its monitoring strategies, in an effort to ensure that the Company has taken appropriate measures to minimize risks in relation to environmental, social and governance matters. However, such measures may not completely shield the Company from economic losses or adverse impacts resulting from such contingencies. For coping with climate risks, please refer to the Environment, Social and Governance Report of the Company.</p>

Anti-corruption, Anti-Money laundering and Anti-Commercial Bribery Policies

The Company has established anti-corruption, anti-money laundering and anti-commercial bribery compliance guidelines, which are revised, explained and reviewed annually by the Risk Control Department, and relevant training is arranged. When the Company enters into a transaction, it will issue an "Anti-Bribery and Anti-Corruption Statement" or sign a clean practice agreement or equivalent document(s) to the counterparty, which clearly states the Company's determination to uphold business ethics and integrity. For business entertainment, strict guidelines are in place for regulating the management of business hospitality and promoting the culture of integrity.

Whistleblowing Policy

The Company is committed to maintaining high standards of integrity and ethical business practices and understands that a system of controls and balances requires a channel for employees, business partners, suppliers and other third parties to raise their concerns to senior management and the whistleblowing policy is therefore established. Whistleblowers and reported parties include employees at all levels and other stakeholders, including suppliers, who may be affected by employees' misconduct behaviors. Whistleblowers can report misconduct, malpractice, and violations directly and anonymously to the Company via email (compliance.skts@sinopec.com) or mail to 34/F, Citicorp Centre, 18 Whitfield Road, Causeway Bay, Hong Kong. The Company guarantees that whistleblowers will not

be retaliated against and that the name of the whistleblower will be kept strictly confidential. The Company's whistleblowing policy sets out clear reporting procedures, recording requirements and corresponding follow-up actions for all reported cases. If a reported case is substantiated and is considered serious, it will be reported to the Audit Committee and, if there is reasonable suspicion that the reported case involves a criminal offense, it will be reported to the local law enforcement agency. If the reported case can avoid significant financial loss to the Company, the whistleblower will be rewarded.

Inside Information Management

The Company has internal control procedures for the possession, confidentiality and dissemination of inside information. The Company has formulated "Rules on Insiders Management" in which directors, senior management and relevant employees in possession of inside information shall not disclose inside information of the Company in violation of regulations, and persons who know or participate in inside information are strictly prohibited from trading in the securities of the Company and the use of such information for themselves or other persons to reap benefits. At the same time, the Company fulfills its information disclosure obligations in a timely and compliant manner in accordance with the relevant provisions of the Securities and Futures Commission of Hong Kong (the "SFC") and the Listing Rules of the Stock Exchange. The inside information management procedures include:

1. Assigning dedicated staff and/or departments to be responsible for the registration, management and reporting of insiders;
2. Regularly updating files of insiders in relation to insiders management;
3. Conducting the publicity and regular training for insiders and registration managers;
4. In response to enquiries on the matters of the Group, the Company's joint company secretaries and dedicated departments are responsible for communicating with external parties.

Effectiveness Assessment

The Board oversees the internal control systems of the Company on an ongoing basis and evaluates the effectiveness of the risk management and internal control systems of the Company annually through the Audit Committee and assesses the financial, operational and compliance controls based on the following factors:

1. changes in the nature and the extent of significant risks and the Company's ability to respond to the changes in its business and external environment;
2. scope and quality of the senior management's ongoing monitoring of the risk management and internal control systems, and the work of its internal audit function and other assurance providers;
3. reporting the operation and the effectiveness of the risk management and internal control systems, including its extent and frequency, to the Audit Committee;
4. reviewing any significant control deficiencies or weaknesses that have been identified during the Year, the outcome caused by or may have been caused, and the impact made or may have been made on the Company by such deficiencies or weaknesses, discussing and implementing appropriate rectification measures;

CORPORATE GOVERNANCE REPORT

5. reviewing the sufficiency of resources, qualification and experience of employees as well as the training courses and the relevant budget in relation to accounting, internal audit and financial reporting;
6. the effectiveness of the procedures on financial reporting and compliance of the provisions under the Listing Rules;
7. the Company's environmental, social and governance performance and reporting.

For the year ended 31 December 2023, the Audit Committee has reviewed the effectiveness of the Company's risk management and internal control systems once. The Audit Committee and the Board considered such systems effective and adequate based on their purposes covering the Reporting Period. The Audit Committee and the senior management have performed a risk assessment for the core business management procedures and risk management function of the Company so as to enhance the Company's internal control policies and procedures. In 2023, the Company has obtained senior management's confirmation of the effectiveness of its risk management and internal control system.

Save as stated above, there are no other material matters relating to risk management and internal control that need to be disclosed by the Company.

Nomination Committee Powers and Duties

The Nomination Committee is authorized by the Board to formulate and implement policies in relation to the nomination of Directors candidates and reviews the implementation and effectiveness of the Board Diversity Policy annually. Other functions of the Nomination Committee include: (i) reviewing the structure, number of members and composition (including skills, knowledge and experience) of the Board and proposing changes to

the Board to adapt to the strategy of the Company; (ii) identifying candidates with adequate qualification for being Directors, selecting and nominating such candidates to be appointed as Directors or provide advice to the Board thereon; (iii) making proposals to the Board on the appointment or re-appointment of Directors; (iv) evaluating the independence and time commitment of independent non-executive Directors; and (v) stating the reasons for the appointment of a particular person (including the person who has been serving as an independent non-executive Director for more than 9 years) by the Board and for such person being deemed by it as an independent party in the circular and/or explanatory statement to shareholders attached to the notice convening a general meeting in the event that the Board intends to propose a resolution in relation to the appointment of such person as an independent non-executive Director at such meeting.

For details of the policy on the nomination of Directors during the Year, please refer to the section headed "Nomination, Appointment and Successor Selection Process" in this report.

The terms of reference of the Nomination Committee are set out on the websites of the Company and the Stock Exchange.

Composition of the Committee and Summary of Work During the Year

Composition of the Nomination Committee (with four independent non-executive Directors and two executive Directors and is chaired by an independent non-executive Director):

Dr. Wong Yau Kar, David (Chairperson)

Mr. Chen Yaohuan

Ms. Tam Wai Chu, Maria

Mr. Fong Chung, Mark

Ms. Wong Pui Sze, Priscilla

Mr. Sang Jinghua

There is no relationship (including financial, business, family or other material/relevant relationship(s)) between the Directors and in particular, between the Chairman and the General Manager of the Company.

During the Year, the Nomination Committee held one meeting and attendance record of the Directors can be found in the section headed “The Board of Directors” – “Board Procedures” of this report, the summary of work is as follows:

1. Reviewed Board composition and the composition of the members of its committees;
2. Assessed the independence of independent non-executive Directors;
3. Nominated candidates for election/re-election by shareholders at the annual general meeting;
4. Reviewed the time commitment of Directors for performance of their responsibilities;
5. Reviewed the training and continuous professional development of Directors; and
6. Reviewed the implementation and effectiveness of Board Diversity Policy.

Diversity Policy

For inclusion of diversity of viewpoints from members of the Board, the Company has established a board diversity policy. The policy is to take into account various factors in determining the composition of Directors and set measurable objectives, including but not limited to gender, age, cultural and educational background, ethnicity, professional experience, skills, knowledge and tenure of service. The Company will consider factors according to its business mode and specific needs arisen from time to time, thereby ensuring that not all members of the Board are of the same gender. At present, the Board has eleven Directors, two of

which are female directors, representing approximately 18% in proportion. The Board is committed to having at least one female member to ensure its gender diversity at all times. The Board has fulfilled such target during the Reporting Period. To maintain and further enhance the diversity at Board level, the Board and the Nomination Committee will, when necessary, recommend suitable candidates and seek potential female candidates of directors through referrals from substantial shareholders and independent professional bodies, recommendations from business contacts and industry peers, or other channels to ensure gender diversity on the Board. For more information on the measures the Company has adopted to develop a pipeline of potential successors to the Board to achieve gender diversity, please refer to the “Nomination, Appointment and Successor Selection Process” section of this report.

The Nomination Committee monitors the implementation of this policy and the board skills matrix each year and reviews or proposes amendments in a timely manner to ensure the effectiveness of this policy and to increase diversity at the Board level.

As at 31 December 2023, approximately 18.92% of our workforce is female. The Company is also committed to maintaining a gender balance in the workforce with a target of at least keeping the female ratio at around the current level at all times. For details of the gender ratio of all employees of the Group, please refer to the 2023 Environmental, Social and Governance Report published separately by the Company. In order to achieve gender diversity among employees, the Group has formulated a human resources policy to encourage recruitment without considering the gender, nationality, race, religious belief and cultural background of employees, and to select the best candidates based on objective factors such as their skills and qualifications in fair and open competition.

In the future, the Company will uphold the concept of diversity and equal opportunity in the recruitment of employees to ensure that the number of employees of different genders meets the development needs of the Company as far as possible.



CORPORATE GOVERNANCE REPORT

The Group pays extra attention to the lawful rights and interests of female employees to protect the implementation of regulations on maternity and childbirth leave and the policy of regular physical examination. We also pay attention to the physical and mental health and career development of female employees by providing them with continually improving labor environment and conditions.

Nomination, Appointment and Successor Selection Process

After evaluating the composition of the Board, if the Nomination Committee decides to add members to the Board or select a successor, it will, consider seeking assistance in identifying suitable candidates by the following ways including but not limited to suggestion from major

shareholder, from independent professional bodies, or through recommendations from business contacts and industry peers, or through other means, all at the Company's expense, and upon receipt of a proposal for the appointment of a new Director and the candidate's curriculum vitae (or relevant details), and in accordance with the Company's policy on diversity of members of the Board, the Nomination Committee considers and selects candidates for directorship by taking into account various factors, including but not limited to gender, age, cultural and educational background, ethnicity, expertise and skills and tenure of service, in determining the suitability of such candidates for directorship. Thereafter, the Nomination Committee recommends to the Board the appointment of a suitable person to serve as a Director (if applicable).

Upon appointment, new Directors will be provided with comprehensive, formal and tailor-made induction, orientation and training by the joint company secretaries to ensure their proper understanding of the operations and business of the Company and are fully aware of their responsibilities under the applicable regulatory requirements of laws and regulations and the Company's business and governance policies.

According to Bye-law 84 of the Bye-laws, each Director shall be subject to retirement by rotation at least once every three years. Meanwhile, based on the consideration of maintaining, as far as possible, a relatively balanced number of Directors being re-elected by rotation each year, the Nomination Committee considers various aspects, such as the culture, educational background, professional experience, knowledge, skills, ethnicity and age, of the Directors to fully reflect the diversity of the Board, while taking into account their respective contributions to the Board and their dedication to duties and academic qualifications. This year, the Nomination Committee nominated Mr. Chen Yaohuan, being the Chairman of the Board and executive Director, and Mr. Zhong Fuliang, being executive Director, and Ms. Tam Wai Chu, Maria and Dr. Wong Yau Kar, David, being independent non-executive Directors, to the Board for re-election by rotation at the forthcoming annual general meeting. In order to avoid conflicts of interest, the Directors being re-elected by rotation were abstained from voting on the resolution for their own re-election at the meetings of the Board and/or the Nomination Committee.

Independence of Directors

The Company has received from each of the independent non-executive Directors the annual confirmation of independence pursuant to Rule 3.13 of the Listing Rules and considers that all of the independent non-executive Directors continued to demonstrate strong independence in judgement and were free from any business or other relationship which could interfere with their ability to discharge their duties effectively, and they therefore all remained independent and are considered as independent parties. All independent non-executive Directors are financially independent from the Group.

All members of the Board, with the assistance from the Nomination Committee, may participate in the selection and approval of the appointment of new Directors. Independent non-executive Directors are appointed for a specific term of three years. Ms. Tam Wai Chu, Maria, Dr. Wong Yau Kar, David, Mr. Fong Chung, Mark, and Ms. Wong Pui Sze, Priscilla, being the independent non-executive Directors, were re-elected and approved to serve as the independent non-executive Directors of the Company at the annual general meetings of the Company held on 12 June 2023, 12 June 2023, 16 June 2022 and 15 June 2021, respectively.

Remuneration Committee Powers and Duties

The Remuneration Committee is authorized by the Board to study and determine the remuneration and incentive policies for the Directors and senior management of the Company, and provides advice to the Board on such remuneration and incentive policies for the Directors. To avoid conflicts of interest, any member who is interested in any given proposed resolution is required to abstain from voting on such resolution.

The terms of reference of the Remuneration Committee are available on the websites of the Company and the Stock Exchange.

Composition of the Committee and Summary of Work during the Year

Composition of the Remuneration Committee (with four independent non-executive Directors and two executive Directors and is chaired by an independent non-executive Director):

Ms. Tam Wai Chu, Maria (Chairperson)
Mr. Chen Yaohuan
Mr. Fong Chung, Mark
Dr. Wong Yau Kar, David
Ms. Wong Pui Sze, Priscilla
Mr. Sang Jinghua

CORPORATE GOVERNANCE REPORT

During the Year, the Remuneration Committee convened one meeting and the attendance record of Directors was set out in the section headed “The Board of Directors” – “Board Procedures” of this report and a summary of its work is as follows:

1. Reviewed and determined policy for the remuneration of Directors;
2. In accordance with the evaluation of the performance of management staff (including executive Directors) and the business development of the Company, rewards were offered based on the relevant assessment and incentive mechanisms; and
3. Reviewed the total annual performance incentives for the Group’s employees.

Directors’ Remuneration

The remuneration of the executive Directors and the fees of the independent non-executive Directors of the Company are determined with reference to various factors such as market remuneration rate, performance, qualification requirements, time commitment, duties and responsibilities to be performed. In order to avoid duplication of remuneration for executive Directors who hold other executive positions within Sinopec Group Company and/or its subsidiaries, the controlling shareholder of the Company, or within the Company’s subsidiaries, the Company will only pay a nominal salary of HK\$1 per annum to any executive Director who holds other executive positions within Sinopec Group Company and/or its subsidiaries or within the Company’s subsidiaries. In order not to impair the independence of the independent Directors, the Company does not provide equity-related fees with any performance related element to the independent non-executive Directors. The current fees for each of the independent non-executive Directors, as determined by the Remuneration Committee and approved by the Board, are HK\$380,000 per annum. Further details of the remuneration of Directors are set out in Note 32 to the consolidated financial statements of this annual report. No Directors has waived any emoluments.

Group Emoluments Arrangement

The emoluments of the Group including senior management are considered having regard to their qualifications, experience, responsibilities, comparable market benchmarks, the Company’s corporate strategy, objectives, operating results and individual performance. In particular, the performance incentives of the senior management team are reviewed and recommended by the Remuneration Committee and approved by the Board.

The remuneration of senior management as at 31 December 2023 by remuneration band is set out below:

Remuneration bands	Number of individuals
Below HK\$1,000,000	3
HK\$1,000,000 – HK\$1,500,000	1
HK\$1,500,001 – HK\$2,000,000	1
HK\$2,000,001 – HK\$2,500,000	0
HK\$2,500,001 – HK\$3,000,000	0
HK\$3,000,001 – HK\$3,500,000	1

Shareholders and Investors Information

Shareholder Engagement and Communications

The Board places high priority on maintaining balanced, clear and transparent communication with shareholders and other investors to facilitate their understanding on the performance and prospect of the Group, as well as the market environment in which the Group operates its business. The Company has maintained an ongoing dialogue with shareholders and other investors through different communication channels and to take into account any concerns when formulating business strategies.

Corporate communications and company website	<ul style="list-style-type: none">• The Company regularly disseminates to shareholders information such as annual reports, interim reports, circulars and announcements in accordance with the Listing Rules, so as to ensure that corporate communications are published in a timely manner to enable shareholders and other stakeholders to keep abreast of the Group's business and development so that they can make informed decisions.• Shareholders may request for public information of the Company at any time. The corporate communications documents are available on the websites of the Group (www.sinopec.com.hk) and the Stock Exchange.• In support of environmental protection and more efficient communication with shareholders, the Company encourages shareholders to receive corporate communications documents through electronic communication. As of 31 December 2023, approximately 97.8% of shareholders have received corporate communications documents by electronic means.
Measures for the administration of shareholders communications and investor relations	<ul style="list-style-type: none">• The Company enhances the communication with investors and potential investors through information disclosure and exchange to increase their understanding and recognition of the Company and to improve the governance standard of the Company, so as to maximize the overall interest of the Company and protecting the legitimate rights and interests of investors.• The Company adheres to the following basic principles when communicating with investors and potential investors:<ol style="list-style-type: none">(1) Compliance: The Company should be in strict compliance with the relevant laws and regulations or relevant regulatory documents issued by the SFC and the Stock Exchange and the Company's Bye-laws and related policies;(2) Equality: The Company shall conduct its investor relations activity in a manner that is fair to all investors;(3) Initiative: The Company should establish a two-way communication mechanism. On one hand, to introduce relevant information about the Company to investors, on the other hand, to convey investors' opinions and suggestions on the Company to the management of the Company in a timely manner, so as to maintain the relationship of mutual trust and align the interests of the Company and investors;(4) Honesty and trustworthiness: The Company should pay attention to integrity, adhere to the bottom line, standardize the operation, and assume responsibility in investor relations management activities, so as to create a healthy and good market ecology.

CORPORATE GOVERNANCE REPORT

Establishment of a dedicated department and dedicated staff	<ul style="list-style-type: none">• The Company has a dedicated department and dedicated staff specially for communicating with shareholders to solicit and understand the views of the shareholders and other stakeholders through various regular and irregular channels, including general meetings, roadshows, daily meetings and emails and publicly disclosing various contacts of the Company through many channels so that shareholders and investors can be informed of the Company's latest operations and development prospect in a timely manner, and at the same time, effectively convey different opinions from shareholders and all stakeholders to the senior management of the Company in a timely manner.• To make enquiries to the Board, shareholders may do so from time to time by email to dedicated staff of the Company (ir.skts@sinopec.com) or by writing to the joint company secretary of the Company at 34/F, Citicorp Centre, 18 Whitfield Road, Causeway Bay, Hong Kong, attn: Mr. Wang Xiaoming, joint company secretary.
Key financial dates	<ul style="list-style-type: none">• Key financial dates and important dates for shareholders are set out in the section "Financial Calendar and Important Dates for Shareholders" of this report and in the "IR Calendar" under "Investor Relation" on the Company's website.
Dividend information	<ul style="list-style-type: none">• The dividend policy of the Company is set out in the "Dividend Policy" section of this report.

Shareholder's Rights



Convening a general meeting

Pursuant to the Bye-laws of the Company for the time being in force, the Board may whenever it thinks fit call special general meetings, and any one or more Member(s) holding at the date of deposit of the requisition not less than one-tenth of the paid up capital of the Company carrying the right of voting at general meetings of the Company shall at all times have the right, by written requisition to the Board or the Secretary of the Company, to either (i) require a special general meeting to be called by the Board for the transaction of any business or resolution specified in such requisition; or (ii) add resolutions to a meeting agenda; and such meeting shall be held within two (2) months after the deposit of such requisition.



Proposing resolutions at general meeting

Pursuant to the Companies Act of Bermuda, shareholders can submit a written requisition to propose a resolution at a general meeting. The number of shareholders necessary for a requisition shall represent not less than one-twentieth of the total voting rights at the general meeting, or a number of no less than one hundred shareholders. The written requisition must state the resolution, accompanied by a statement of not more than one thousand words with respect to the matter referred to in any proposed resolution or the business to be dealt with at the general meeting.

In addition, the requisition must be signed by all of the concerned shareholders and deposited at the registered office of the Company in Bermuda at Clarendon House, 2 Church Street, Hamilton HM 11, Bermuda for the attention of the company secretary not less than six weeks before the general meeting in case of a requisition requiring notice of a resolution and not less than one week before the general meeting in case of any other requisition. The concerned shareholders must deposit a sum of money reasonably sufficient to meet the Company's expenses in serving the notice of the resolution and circulating the statement submitted by the concerned shareholders under the applicable laws and rules.



Proposing a person for election as Director

Pursuant to the Bye-laws of the Company, if a shareholder wishes to propose a person for election as a Director at a general meeting, he or she should give written notice of the nomination to the head office or registrar of the Company.

The Company welcomes shareholders to attend general meetings to express their opinions and encourages all Directors to attend general meetings to directly communicate with shareholders. The external auditor is also required to attend annual general meetings to assist the Directors in answering any pertinent questions from shareholders.

Shareholding analysis



The Company conducts shareholding analysis from time to time to enable the management to have a better understanding on the changes in the Company's shareholding structure.

Shareholding enquiries



Shareholders should direct their questions about their shareholdings to the Company's branch share registrar, Tricor Secretaries Limited, at 17/F, Far East Finance Centre, 16 Harcourt Road, Hong Kong.

CORPORATE GOVERNANCE REPORT

The Company's senior management has received regular work report on shareholders communication and investor relations management from the relevant department. The senior management of the Company has reviewed the above shareholders communication channels and policy adopted during the Year, their implementation and effectiveness, and confirmed that it remains effective and reported the implementation of the relevant work to the Board.

Shareholder Engagement and Communications

The investor relations team of the Company focuses on effective communication with and provision of relevant public information to investors and analysts to support the appropriate valuation on the Company's shares. Institutional investors and analysts can interact with the Chairman, General Manager and other senior management of the Company from time to time for updates on the development of the Group's strategic plans and operations, as well as corporate governance policies. During the Year, 64 meetings were held with institutional investors and analysts in Hong Kong, Mainland China and overseas. To facilitate effective investor relations, shareholding analyses were conducted in a timely manner under Section 329 of the SFO to update the senior management of any material changes in the shareholding structure of the Company from time to time.

Investor Relations Activities in 2023

- 🕒 Small group/one-on-one meetings
- 🕒 Non-deal roadshows
- 🕒 Analyst briefings
- 🕒 Investor conferences
- 🕒 Interim/annual results conference

Investor Relations Contact Details

Email: ir.skts@sinopec.com

Tel: 852-2508 0228

Views on the capital market are communicated to the Board from time to time, including sell-side rating and target price for the Company's shares and summaries of questions and feedback from investors and analysts. During 2023, investors' major areas of interest included:

1. The future development plan and strategic direction of the Group;
2. Updates on financial performance of the Group;
3. Issues related to ESG; and
4. Dividend policy of the Group.

To enhance investors' understanding of the Group's governance performance, the Company will provide related information to ESG rating institutions or ESG team of institutional investors upon their request.

Issued Shares of the Company

As at 31 December 2023 and up to the date of this report, the Company had a total of 2,486,160,000 shares in issue.

As at 31 December 2023, there were 747 shareholders directly registered in the register of members of the Company and the remaining shareholders held shares of the Company through nominees or intermediaries, such as HKSCC Nominees Limited.

In addition, as the Company's shares are eligible for trading on Shenzhen-Hong Kong Stock Connect and Shanghai-Hong Kong Stock Connect, the total shareholdings held through China Securities Depository and Clearing Corporation Limited, which is regarded as a single shareholder, amounted to 211 million shares or 8.48% of the total issued shares of the Company as at 31 December 2023.

In addition, as at 31 December 2023, based on the public information available and to the best knowledge of the Directors of the Company, none of the Directors and senior

management of the Company currently hold any shares in the Company and the shareholder structure is as follows:

Name of shareholder	Class of shares	Number of shares	Percentage of shareholdings (%)
Kantons International	ordinary shares	1,500,000,000 shares	60.33
Public shares	ordinary shares	986,160,000 shares	39.67

Dividend Policy

The dividend policy of the Company is as follows:

- (1) The Company may distribute dividends in cash, stock and in any other manner as permitted under the applicable laws, regulations, Bye-laws and by the relevant regulatory authorities of the place(s) where the shares of the Company are listed;
- (2) The Company may distribute interim and final dividends once a year respectively taking account of its financial condition and net realizable asset value. Subject to compliance with the applicable laws and regulations and the Bye-laws, the Board shall determine whether to pay any interim dividend or special dividend; and the general meeting shall determine whether to pay any final dividend. As the shares of the Company are denominated in Hong Kong dollars, cash dividends or other distributions shall be presented, denominated and paid in Hong Kong dollars. Dividends are pre-tax earnings, so shareholders of the Company are required to pay the corresponding taxes in accordance with the applicable laws and regulations;
- (3) In respect of a financial year, during which both the net profit attributable to equity holders of the Company and the accumulated undistributed profit are positive, provided that the Company's cash flow can fulfill its normal operation and sustainable development, the total annual cash dividends (including the interim cash dividend and the final cash dividend) shall not be less than 20% of the profit attributable to equity holders of the Company for the full financial year;
- (4) In the event of a force majeure such as war or natural disaster, or any change in external environment which imposes a significant impact on the Company's production and operation, or any change in dividends of the Company's operating entities which leads to a significant change in the Company's operating cash flow, or any significant change in the Company's own operation or financial conditions, or where the Board deems it necessary, the Board may amend the dividend distribution policy at any time, subject to the then relevant laws and regulations and the Bye-laws.

CORPORATE GOVERNANCE REPORT

General Meeting

The General Meeting provides a platform for constructive dialogue between the Company and its shareholders. Separate resolutions are proposed by the Company on each substantially separate issue and all resolutions are voted by means of poll with explanations on the voting method and procedure, and such poll is independently scrutinized and certified by the Company's Hong Kong branch share registrar and transfer office.

During the twelve months ended 31 December 2023, the Company convened one annual general meeting strictly in accordance with the relevant notices, convening and holding requirements under laws, regulations and the Bye-laws.

Annual General Meeting

The 2022 annual general meeting was convened on 12 June 2023. Executive Directors, i.e. Mr. Chen Yaohuan, Mr. Zhong Fuliang, Mr. Ren Jiajun, Mr. Zou Wenzhi,

Mr. Mo Zhenglin, Mr. Sang Jinghua, and all independent non-executive Directors, i.e. Ms. Tam Wai Chu, Maria, Mr. Fong Chung, Mark, Dr. Wong Yau Kar, David and Ms. Wong Pui Sze, Priscilla, attended the annual general meeting in person or through electronic communications. For details of the annual general meeting and the poll results, please refer to the relevant announcement of the Company published on the websites of the Stock Exchange and the Company on 12 June 2023.

For details of the attendance of Directors at the general meeting, please refer to the section headed "Board Procedures" in this report.

Changes in Constitutional Documents

For the year ended 31 December 2023, the Company has not made any changes to its Bye-laws. The latest version of the Company's Bye-laws is available on the websites of the Stock Exchange and the Company.

Financial Calendar and Important Dates for Shareholders

Dates	Matters
21 March 2024	Announcement of 2023 annual results
6 June 2024 10:30 a.m.	Annual General Meeting
On or about 28 June 2024	Date of dividend payment
Before 31 August 2024	Announcement of 2024 interim results

INDEPENDENT AUDITOR'S REPORT



**INDEPENDENT AUDITOR'S REPORT
TO THE SHAREHOLDERS OF
SINOPEC KANTONS HOLDINGS LIMITED**
(incorporated in Bermuda with limited liability)

OPINION

We have audited the consolidated financial statements of Sinopec Kantons Holdings Limited (the “**Company**”) and its subsidiaries (the “**Group**”) set out on pages 68 to 143, which comprise the consolidated statement of financial position as at 31 December 2023, the consolidated income statement, the consolidated statement of comprehensive income, the consolidated statement of changes in equity and the consolidated statement of cash flows for the year then ended and notes, comprising material accounting policy information and other explanatory information.

In our opinion, the consolidated financial statements give a true and fair view of the consolidated financial position of the Group as at 31 December 2023 and of its consolidated financial performance and its consolidated cash flows for the year then ended in accordance with Hong Kong Financial Reporting Standards (“**HKFRSs**”) issued by the Hong Kong Institute of Certified Public Accountants (“**HKICPA**”) and have been properly prepared in compliance with the disclosure requirements of the Hong Kong Companies Ordinance.

BASIS FOR OPINION

We conducted our audit in accordance with Hong Kong Standards on Auditing (“**HKSAs**”) issued by the HKICPA. Our responsibilities under those standards are further described in the *Auditor's responsibilities for the audit of the consolidated financial statements* section of our report. We are independent of the Group in accordance with the HKICPA's *Code of Ethics for Professional Accountants* (the “**Code**”) together with any ethical requirements that are relevant to our audit of the consolidated financial statements in Bermuda, and we have fulfilled our other ethical responsibilities in accordance with these requirements and the Code. We believe that the audit evidence we have obtained is sufficient and appropriate to provide a basis for our opinion.

INDEPENDENT AUDITOR'S REPORT



**INDEPENDENT AUDITOR'S REPORT
TO THE SHAREHOLDERS OF
SINOPEC KANTONS HOLDINGS LIMITED**
(incorporated in Bermuda with limited liability)

KEY AUDIT MATTER

Key audit matter is the matter that, in our professional judgement, was of most significance in our audit of the consolidated financial statements of the current period. This matter was addressed in the context of our audit of the consolidated financial statements as a whole, and in forming our opinion thereon, and we do not provide a separate opinion on this matter.

Impairment assessment of interests in joint ventures and associates

Refer to Note 4 (Critical accounting estimates and judgements), Note 13 (Interests in associates), and Note 14 (Interests in joint ventures) to the consolidated financial statements and the accounting policies 2.11 on page 85.

The Key Audit Matter

The Group has significant investments in joint ventures and associates, which are accounted for under the equity method. As at 31 December 2023, the carrying amount of investments in joint ventures and associates amounted to approximately HK\$6,712 million and HK\$1,075 million respectively, in aggregate representing approximately 49% of the Group's total assets.

Investments in joint ventures and associates are subject to impairment assessment whenever there is an impairment indicator. The financial performance of Vesta Terminals B.V. ("**Vesta**"), a joint venture, was significantly impacted by a number of factors including economic and geopolitical conditions, regional demand and supply of petrochemical products and conditions of facilities. In view of the uncertainties of the global business environment, management considered impairment indicators existed surrounding the Group's interest in Vesta as at 31 December 2023 and performed an impairment assessment thereon accordingly.

How the matter was addressed in our audit

Our audit procedures to assess the impairment of interests in joint ventures and associates included the following:

- understanding and evaluating the design and implementation of controls relating to the impairment assessment process;
- assessing management's evaluation of indicators of impairment, identification of cash-generating unit ("**CGU**") and allocation of assets to the CGU with reference to the requirements of the prevailing accounting standards;
- involving our internal valuation specialists to assist us in assessing the methodology applied with reference to the requirements of the prevailing accounting standards and assessing the appropriateness of discount rate adopted and whether the discount rate was within the range adopted by other companies in the same industry;



**INDEPENDENT AUDITOR'S REPORT
TO THE SHAREHOLDERS OF
SINOPEC KANTONS HOLDINGS LIMITED**
(incorporated in Bermuda with limited liability)

Impairment assessment of interests in joint ventures and associates

Refer to Note 4 (Critical accounting estimates and judgements), Note 13 (Interests in associates), and Note 14 (Interests in joint ventures) to the consolidated financial statements and the accounting policies 2.11 on page 85.

The Key Audit Matter

Management identified interest in Vesta as a separate CGU for impairment assessment purpose and compared the carrying value of the CGU with the recoverable amount, which was estimated by preparing a discounted cash flow forecast, to determine the amount of impairment loss, if any. The preparation of discounted cash flow forecast involved significant estimation and exercise of subjective judgements such as forecast revenue growth rate and discount rate.

We identified impairment assessment of interests in joint ventures and associates as a key audit matter because the impairment assessment involved significant estimation and exercise of subjective judgements, which could be subject to management bias in their selection.

How the matter was addressed in our audit

- evaluating the key assumptions adopted in the discounted cash flow forecast such as forecast revenue growth rate, by comparing with the historical information, our understanding on the relevant industries, committed contracts and the financial budget approved by the board of directors of Vesta;
- comparing the actual results for the current year with management's estimates in their cash flow forecast prepared in the previous year to assess the historical accuracy of management's forecasting process and whether there was any indication of management bias;
- evaluating the sensitivity analyses performed by the management on the key assumptions such as forecast revenue growth rate and discount rate and assessing whether there were indicators of management bias in the selection of these assumptions; and
- assessing the reasonableness of the disclosures in relation to the impairment assessment in the consolidated financial statements with reference to the requirements of the prevailing accounting standards.

INDEPENDENT AUDITOR'S REPORT



**INDEPENDENT AUDITOR'S REPORT
TO THE SHAREHOLDERS OF
SINOPEC KANTONS HOLDINGS LIMITED**
(incorporated in Bermuda with limited liability)

Information other than the consolidated financial statements and auditor's report thereon

The directors are responsible for the other information. The other information comprises all the information included in the annual report, other than the consolidated financial statements and our auditor's report thereon.

Our opinion on the consolidated financial statements does not cover the other information and we do not express any form of assurance conclusion thereon.

In connection with our audit of the consolidated financial statements, our responsibility is to read the other information and, in doing so, consider whether the other information is materially inconsistent with the consolidated financial statements or our knowledge obtained in the audit or otherwise appears to be materially misstated.

If, based on the work we have performed, we conclude that there is a material misstatement of this other information, we are required to report that fact. We have nothing to report in this regard.

Responsibilities of the directors for the consolidated financial statements

The directors are responsible for the preparation of the consolidated financial statements that give a true and fair view in accordance with HKFRSs issued by the HKICPA and the disclosure requirements of the Hong Kong Companies Ordinance and for such internal control as the directors determine is necessary to enable the preparation of consolidated financial statements that are free from material misstatement, whether due to fraud or error.

In preparing the consolidated financial statements, the directors are responsible for assessing the Group's ability to continue as a going concern, disclosing, as applicable, matters related to going concern and using the going concern basis of accounting unless the directors either intend to liquidate the Group or to cease operations, or have no realistic alternative but to do so.

The directors are assisted by the Audit Committee in discharging their responsibilities for overseeing the Group's financial reporting process.



**INDEPENDENT AUDITOR'S REPORT
TO THE SHAREHOLDERS OF
SINOPEC KANTONS HOLDINGS LIMITED**
(incorporated in Bermuda with limited liability)

Auditor's responsibilities for the audit of the consolidated financial statements

Our objectives are to obtain reasonable assurance about whether the consolidated financial statements as a whole are free from material misstatement, whether due to fraud or error, and to issue an auditor's report that includes our opinion. This report is made solely to you, as a body, in accordance with Section 90 of the Bermuda Companies Act 1981, and for no other purpose. We do not assume responsibility towards or accept liability to any other person for the contents of this report.

Reasonable assurance is a high level of assurance, but is not a guarantee that an audit conducted in accordance with HKSA's will always detect a material misstatement when it exists. Misstatements can arise from fraud or error and are considered material if, individually or in the aggregate, they could reasonably be expected to influence the economic decisions of users taken on the basis of these consolidated financial statements.

As part of an audit in accordance with HKSA's, we exercise professional judgement and maintain professional scepticism throughout the audit. We also:

- Identify and assess the risks of material misstatement of the consolidated financial statements, whether due to fraud or error, design and perform audit procedures responsive to those risks, and obtain audit evidence that is sufficient and appropriate to provide a basis for our opinion. The risk of not detecting a material misstatement resulting from fraud is higher than for one resulting from error, as fraud may involve collusion, forgery, intentional omissions, misrepresentations, or the override of internal control.
- Obtain an understanding of internal control relevant to the audit in order to design audit procedures that are appropriate in the circumstances, but not for the purpose of expressing an opinion on the effectiveness of the Group's internal control.
- Evaluate the appropriateness of accounting policies used and the reasonableness of accounting estimates and related disclosures made by the directors.

INDEPENDENT AUDITOR'S REPORT



**INDEPENDENT AUDITOR'S REPORT
TO THE SHAREHOLDERS OF
SINOPEC KANTONS HOLDINGS LIMITED**

(incorporated in Bermuda with limited liability)

- Conclude on the appropriateness of the directors' use of the going concern basis of accounting and, based on the audit evidence obtained, whether a material uncertainty exists related to events or conditions that may cast significant doubt on the Group's ability to continue as a going concern. If we conclude that a material uncertainty exists, we are required to draw attention in our auditor's report to the related disclosures in the consolidated financial statements or, if such disclosures are inadequate, to modify our opinion. Our conclusions are based on the audit evidence obtained up to the date of our auditor's report. However, future events or conditions may cause the Group to cease to continue as a going concern.
- Evaluate the overall presentation, structure and content of the consolidated financial statements, including the disclosures, and whether the consolidated financial statements represent the underlying transactions and events in a manner that achieves fair presentation.
- Obtain sufficient appropriate audit evidence regarding the financial information of the entities or business activities within the Group to express an opinion on the consolidated financial statements. We are responsible for the direction, supervision and performance of the group audit. We remain solely responsible for our audit opinion.

We communicate with the Audit Committee regarding, among other matters, the planned scope and timing of the audit and significant audit findings, including any significant deficiencies in internal control that we identify during our audit.

We also provide the Audit Committee with a statement that we have complied with relevant ethical requirements regarding independence and communicate with them all relationships and other matters that may reasonably be thought to bear on our independence and, where applicable, actions taken to eliminate threats or safeguards applied.



**INDEPENDENT AUDITOR'S REPORT
TO THE SHAREHOLDERS OF
SINOPEC KANTONS HOLDINGS LIMITED**
(incorporated in Bermuda with limited liability)

From the matters communicated with the Audit Committee, we determine those matters that were of most significance in the audit of the consolidated financial statements of the current period and are therefore the key audit matters. We describe these matters in our auditor's report unless law or regulation precludes public disclosure about the matter or when, in extremely rare circumstances, we determine that a matter should not be communicated in our report because the adverse consequences of doing so would reasonably be expected to outweigh the public interest benefits of such communication.

The engagement partner on the audit resulting in this independent auditor's report is Guo Xiaofei.

KPMG
Certified Public Accountants

8th Floor, Prince's Building
10 Chater Road
Central, Hong Kong

21 March 2024

CONSOLIDATED INCOME STATEMENT

For the year ended 31 December 2023

	Note	2023 HK\$'000	2022 HK\$'000 (Restated)
Revenue	5, 6	609,872	616,064
Cost of providing services	8	(351,549)	(328,302)
Gross profit		258,323	287,762
Other income and other gains, net	7	80,611	326,856
Impairment loss on non-current assets		–	(629,772)
Distribution costs		(17,841)	(16,928)
Administrative expenses	8	(134,169)	(147,112)
Operating profit/(loss)		186,924	(179,194)
Finance income	10	237,262	77,702
Finance costs	11	(1,082)	(852)
Share of results of:			
– Joint ventures	14	798,346	540,403
– Associates	13	179,346	171,675
Profit before income tax		1,400,796	609,734
Income tax expenses	15	(102,310)	(207,068)
Profit for the year		1,298,486	402,666
Profit attributable to:			
Equity holders of the Company		1,298,612	434,907
Non-controlling interests		(126)	(32,241)
Profit for the year		1,298,486	402,666
Basic and diluted earnings per share for profit attributable to equity holders of the Company (expressed in HK cents per share):	16	52.23	17.49

The notes on pages 74 to 143 form part of these financial statements.

CONSOLIDATED STATEMENT OF COMPREHENSIVE INCOME

For the year ended 31 December 2023

	2023 HK\$'000	2022 HK\$'000 (Restated)
Profit for the year	1,298,486	402,666
Other comprehensive income for the year:		
Items that may be reclassified subsequently to profit or loss:		
Exchange differences on currency translation		
– Subsidiaries	(31,637)	(180,767)
– Joint ventures	(31,108)	(476,955)
– Associates	(17,770)	(92,953)
	(80,515)	(750,675)
Cash flow hedges		
– Joint ventures	(21,183)	300,621
– An associate	367	11,821
	(20,816)	312,442
Other comprehensive income for the year, net of nil tax	(101,331)	(438,233)
Total comprehensive income for the year	1,197,155	(35,567)
Total comprehensive income for the year attributable to:		
Equity holders of the Company	1,197,281	(3,326)
Non-controlling interests	(126)	(32,241)
Total comprehensive income for the year	1,197,155	(35,567)

The notes on pages 74 to 143 form part of these financial statements.

CONSOLIDATED STATEMENT OF FINANCIAL POSITION

	Note	31 December 2023 HK\$'000	31 December 2022 HK\$'000 (Restated)	1 January 2022 HK\$'000 (Restated)
ASSETS				
Non-current assets				
Property, plant and equipment	18	1,396,683	1,453,295	1,508,091
Right-of-use assets	17	74,527	66,946	590,985
Investment properties	19	16,100	17,337	18,575
Intangible assets		1,337	–	–
Prepayment		–	1,887	847
Interests in joint ventures	14	6,712,373	6,672,394	6,753,155
Interests in associates	13	1,075,260	1,063,145	1,151,511
Total non-current assets		9,276,280	9,275,004	10,023,164
Current assets				
Inventories	21	3,475	4,119	4,125
Trade and other receivables	20	922,118	590,647	1,621,698
Time deposits with original maturity of more than three months	23	3,987,998	3,000,000	–
Cash and cash equivalents	22	1,837,352	2,490,097	4,197,541
Total current assets		6,750,943	6,084,863	5,823,364
Total assets		16,027,223	15,359,867	15,846,528
EQUITY				
Equity attributable to equity holders of the Company				
Share capital	24	248,616	248,616	248,616
Reserves		15,266,172	14,615,846	15,116,404
Equity attributable to equity holders of the Company		15,514,788	14,864,462	15,365,020
Non-controlling interests		1,943	2,069	34,310
Total equity		15,516,731	14,866,531	15,399,330
LIABILITIES				
Non-current liabilities				
Deferred income tax liabilities	29	195,248	177,889	177,113
Government grants		49,707	53,714	14,909
Lease liabilities	17	36,869	27,910	15,943
Total non-current liabilities		281,824	259,513	207,965
Current liabilities				
Trade and other payables	28	181,442	143,301	213,105
Income tax payable		40,006	83,412	19,259
Lease liabilities	17	7,220	7,110	6,869
Total current liabilities		228,668	233,823	239,233
Total liabilities		510,492	493,336	447,198
Total equity and liabilities		16,027,223	15,359,867	15,846,528
Net current assets		6,522,275	5,851,040	5,584,131
Total assets less current liabilities		15,798,555	15,126,044	15,607,295

The consolidated financial statements on pages 68 to 143 were approved by the board of directors on 21 March 2024 and were signed on its behalf:

Chen Yaohuan
Chairman

Sang Jinghua
Executive Director

The notes on pages 74 to 143 form part of these financial statements.

CONSOLIDATED STATEMENT OF CHANGES IN EQUITY

For the year ended 31 December 2022

	Attributable to equity holders of the Company									Non-Controlling Interest	Total Equity	
	Share capital	Share premium	Specific reserve	Merger reserve	General reserve	Hedging reserve	Exchange reserve	Retained earnings	Subtotal			
	Note	HK\$'000	HK\$'000	HK\$'000 (Note 25c)	HK\$'000 (Note 25a)	HK\$'000 (Note 25b)	HK\$'000	HK\$'000	HK\$'000			HK\$'000
Balance at 31 December 2021, as previously reported		248,616	6,300,684	110	23,444	296,079	(257,865)	296,292	8,457,503	15,364,863	34,310	15,399,173
Adjustment for change in accounting policy	2.2	-	-	-	-	-	-	8	149	157	-	157
Balance at 1 January 2022		248,616	6,300,684	110	23,444	296,079	(257,865)	296,300	8,457,652	15,365,020	34,310	15,399,330
Comprehensive income:												
Profit for the year (restated)		-	-	-	-	-	-	-	434,907	434,907	(32,241)	402,666
Other comprehensive income												
Exchange differences on currency translation:												
- Subsidiaries (restated)		-	-	-	-	-	-	(180,767)	-	(180,767)	-	(180,767)
- Joint ventures		-	-	-	-	-	-	(476,955)	-	(476,955)	-	(476,955)
- Associates		-	-	-	-	-	-	(92,953)	-	(92,953)	-	(92,953)
Cash flow hedges:												
- Joint ventures		-	-	-	-	-	300,621	-	-	300,621	-	300,621
- An associate		-	-	-	-	-	11,821	-	-	11,821	-	11,821
Other comprehensive income for the year, net of nil tax (restated)		-	-	-	-	-	312,442	(750,675)	-	(438,233)	-	(438,233)
Total comprehensive income for the year (restated)		-	-	-	-	-	312,442	(750,675)	434,907	(3,326)	(32,241)	(35,567)
Transaction with owners												
Appropriation of reserves		-	-	7,522	-	-	-	-	(7,522)	-	-	-
Utilisation of specific reserve for the year		-	-	(7,505)	-	-	-	-	7,505	-	-	-
Dividends	26	-	-	-	-	-	-	-	(497,232)	(497,232)	-	(497,232)
Total transaction with owners		-	-	17	-	-	-	-	(497,249)	(497,232)	-	(497,232)
Balance at 31 December 2022 and 1 January 2023 (restated)		248,616	6,300,684	127	23,444	296,079	54,577	(454,375)	8,395,310	14,864,462	2,069	14,866,531

The notes on pages 74 to 143 form part of these financial statements.

CONSOLIDATED STATEMENT OF CHANGES IN EQUITY

For the year ended 31 December 2023

Note	Attributable to equity holders of the Company									Non-Controlling Interest	Total Equity
	Share capital	Share premium	Specific reserve	Merger reserve	General reserve	Hedging reserve	Exchange reserve	Retained earnings	Subtotal		
	HK\$'000	HK\$'000	HK\$'000 (Note 25c)	HK\$'000 (Note 25a)	HK\$'000 (Note 25b)	HK\$'000	HK\$'000	HK\$'000	HK\$'000		
Balance at 1 January 2023 (restated)	248,616	6,300,684	127	23,444	296,079	54,577	(454,375)	8,395,310	14,864,462	2,069	14,866,531
Comprehensive income:											
Profit for the year	-	-	-	-	-	-	-	1,298,612	1,298,612	(126)	1,298,486
Other comprehensive income											
Exchange differences on currency translation:											
– Subsidiaries	-	-	-	-	-	-	(31,637)	-	(31,637)	-	(31,637)
– Joint ventures	-	-	-	-	-	-	(31,108)	-	(31,108)	-	(31,108)
– Associates	-	-	-	-	-	-	(17,770)	-	(17,770)	-	(17,770)
Cash flow hedges:											
– Joint ventures	-	-	-	-	-	(21,183)	-	-	(21,183)	-	(21,183)
– An associate	-	-	-	-	-	367	-	-	367	-	367
Other comprehensive income for the year, net of nil tax	-	-	-	-	-	(20,816)	(80,515)	-	(101,331)	-	(101,331)
Total comprehensive income for the year	-	-	-	-	-	(20,816)	(80,515)	1,298,612	1,197,281	(126)	1,197,155
Transaction with owners											
Appropriation of reserves	-	-	7,557	-	-	-	-	(7,557)	-	-	-
Utilisation of specific reserve for the year	-	-	(6,793)	-	-	-	-	6,793	-	-	-
Dividends	26	-	-	-	-	-	-	(546,955)	(546,955)	-	(546,955)
Total transaction with owners	-	-	764	-	-	-	-	(547,719)	(546,955)	-	(546,955)
Balance at 31 December 2023	248,616	6,300,684	891	23,444	296,079	33,761	(534,890)	9,146,203	15,514,788	1,943	15,516,731

The notes on pages 74 to 143 form part of these financial statements.

CONSOLIDATED STATEMENT OF CASH FLOWS

For the year ended 31 December 2023

	Note	2023 HK\$'000	2022 HK\$'000
Cash flows from operating activities			
Cash generated from operations	27(a)	742,107	290,910
Income tax paid		(102,547)	(65,063)
Withholding tax paid		(21,432)	(71,548)
Net cash generated from operating activities		618,128	154,299
Cash flows from investing activities			
Purchase of property, plant and equipment		(78,672)	(5,486)
Purchase of intangible assets		(1,488)	–
Loans and interest repaid by joint ventures		84,277	87,123
Loans and interest repaid by an associate		5,764	6,704
Dividend received from joint ventures		398,466	1,348,825
Dividend received from associates		149,075	172,452
Bank interest income received		158,414	47,907
Proceeds from disposal of property, plant and equipment		–	461
Increase in investment cost of a joint venture	14	(432,592)	–
Increase in time deposits with original maturity of more than three months		(987,998)	(3,000,000)
Net cash used in investing activities		(704,754)	(1,342,014)
Cash flows from financing activities			
Repayment of lease liabilities	27(b)	(10,086)	(7,649)
Dividends paid to owners of the Company	27(b)	(546,955)	(497,232)
Net cash used in financing activities		(557,041)	(504,881)
Net decrease in cash and cash equivalents		(643,667)	(1,692,596)
Cash and cash equivalents at 1 January		2,490,097	4,197,541
Effect of foreign exchange rate changes		(9,078)	(14,848)
Cash and cash equivalents at 31 December		1,837,352	2,490,097

The notes on pages 74 to 143 form part of these financial statements.

NOTES TO THE FINANCIAL STATEMENTS

1 GENERAL INFORMATION

Sinopec Kantons Holdings Limited (the “**Company**”) is a company incorporated in Bermuda with limited liability and its shares are listed on the Main Board of The Stock Exchange of Hong Kong Limited. The addresses of its registered office and principal place of business are Clarendon House, 2 Church Street, Hamilton HM11, Bermuda and 34/F, Citicorp Centre, 18 Whitfield Road, Causeway Bay, Hong Kong respectively.

The Company and its subsidiaries (together, the “**Group**”) are principally engaged in the provision of crude oil jetty services. The joint ventures and associates of the Group are principally engaged in operation of crude oil and oil product terminals and ancillary facilities, provision of logistics services including storage, transportation and terminal services, details of which are set out in Notes 13 and 14.

The Group’s financial statements are presented in Hong Kong dollars (“**HK\$**”), unless otherwise stated. These financial statements have been approved by the board of directors for issue on 21 March 2024.

In the opinion of the directors, the immediate holding company of the Company is Sinopec Kantons International Limited and the ultimate holding company is China Petrochemical Corporation (“**Sinopec Group**”). China Petroleum & Chemical Corporation (“**Sinopec Corp.**”), is an intermediate holding company of the Company and its shares are listed on the stock exchanges of Shanghai and Hong Kong. Sinopec Corp. produces consolidated financial statements available for public use.

2 SUMMARY OF MATERIAL ACCOUNTING POLICIES

Material accounting policies applied in the preparation of these consolidated financial statements are set out below. These policies have been consistently applied to all the years presented, unless otherwise stated.

2.1 Basis of preparation

The consolidated financial statements of the Group have been prepared in accordance with Hong Kong Financial Reporting Standards (“**HKFRSs**”), which collective term includes all applicable individual Hong Kong Financial Reporting Standards, Hong Kong Accounting Standards (“**HKASs**”) and Interpretations issued by the Hong Kong Institute of Certified Public Accountants (“**HKICPA**”) and disclosure requirements under the Hong Kong Companies Ordinance (Cap.622). These financial statements also comply with the applicable disclosure provisions of the Rules Governing the Listing of Securities on The Stock Exchange of Hong Kong Limited (“**the Listing Rule**”). The consolidated financial statements have been prepared under the historical cost convention.

The preparation of financial statements in conformity with HKFRS requires the use of certain critical accounting estimates. It also requires management to exercise its judgement in the process of applying the Group’s accounting policies. The areas involving a higher degree of judgement or complexity, or areas where assumptions and estimates are significant to the consolidated financial statements are disclosed in Note 4.

2 SUMMARY OF MATERIAL ACCOUNTING POLICIES (CONTINUED)

2.2 Changes in accounting policies

New and amended standards adopted by the Group

The Group has applied the following new and amended HKFRSs issued by the HKICPA to these financial statements for the current accounting period:

HKFRS 17	<i>Insurance contracts</i>
Amendments to HKAS 8	<i>Accounting policies, changes in accounting estimates and errors: Definition of accounting estimates</i>
Amendments to HKAS 1	<i>Presentation of financial statements and HKFRS Practice Statement 2, Making materiality judgements: Disclosure of accounting policies</i>
Amendments to HKAS 12	<i>Income taxes: Deferred tax related to assets and liabilities arising from a single transaction</i>
Amendments to HKAS 12	<i>Income taxes: International tax reform – Pillar Two model rules</i>

Except for Amendments to HKAS 12, *Income taxes: Deferred tax related to assets and liabilities arising from a single transaction*, the adoption of the above amendments does not have a material impact on how the Group's results and financial position for the current or prior periods have been prepared or presented. Impacts of such adoption is discussed below.

Amendments to HKAS 12, *Income taxes: Deferred tax related to assets and liabilities arising from a single transaction*

The amendments narrow the scope of the initial recognition exemption such that it does not apply to transactions that give rise to equal and offsetting temporary differences on initial recognition such as leases and decommissioning liabilities. For leases and decommissioning liabilities, the associated deferred tax assets and liabilities are required to be recognised from the beginning of the earliest comparative period presented, with any cumulative effect recognised as an adjustment to retained earnings or other components of equity at that date. For all other transactions, the amendments are applied to those transactions that occur after the beginning of the earliest period presented.

Prior to the amendments, the Group applied the initial recognition exemption to lease transactions and did not recognise the related deferred tax. Following the amendments, the Group needs to recognise deferred tax assets and deferred tax liabilities for temporary differences arising from these transactions. The amendment is effective for annual reporting periods beginning on or after 1 January 2023, with earlier application permitted. The Group applies the amendments to transactions occurring on or after the beginning of the earliest comparative period listed, with any cumulative effect recognised as an adjustment to retained earnings and other related financial statement items at that date. Nonetheless, it does not have a material impact on the company-level statement of financial position as at 31 December 2022 and 2023.

NOTES TO THE FINANCIAL STATEMENTS

2 SUMMARY OF MATERIAL ACCOUNTING POLICIES (CONTINUED)

2.2 Changes in accounting policies (Continued)

(i) The effects on the comparative financial statements

The effects of the above on the profit for the year ended 31 December 2022 and equity at the beginning and the end of 2022 are summarised as follows:

	Profit for the year ended 31 December 2022 HK\$'000	Total equity as at 31 December 2022 HK\$'000	Total equity as at 1 January 2022 HK\$'000
Profit for the year and total equity before adjustments	402,641	14,866,364	15,399,173
The effects of the exemption of initial recognition not applicable to the deferred tax relating to assets and liabilities arising out of a single transaction	25	167	157
Profit for the year and total equity after adjustments	402,666	14,866,531	15,399,330

The effects of the above on each item of the consolidated income statement for the year ended 31 December 2022 are summarised as follows:

	As previously reported HK\$'000	Effect of adoption HK\$'000	As restated HK\$'000
Income tax expenses	(207,093)	25	(207,068)
Profit for the year	402,641	25	402,666
Profit attributable to equity holders of the Company	434,882	25	434,907
Profit for the year	402,641	25	402,666

2 SUMMARY OF MATERIAL ACCOUNTING POLICIES (CONTINUED)

2.2 Changes in accounting policies (Continued)

(i) The effects on the comparative financial statements (Continued)

The effects of the above on each item of the consolidated statement of comprehensive income for the year ended 31 December 2022 are summarised as follows:

	As previously reported HK\$'000	Effect of adoption HK\$'000	As restated HK\$'000
Other comprehensive income for the year:			
Exchange differences on currency translation			
– Subsidiaries	(180,752)	(15)	(180,767)
Other comprehensive income for the year, net of nil tax	(438,218)	(15)	(438,233)
Total comprehensive income for the year	(35,577)	10	(35,567)
Total comprehensive income attributable to equity holders of the Company	(3,336)	10	(3,326)

NOTES TO THE FINANCIAL STATEMENTS

2 SUMMARY OF MATERIAL ACCOUNTING POLICIES (CONTINUED)

2.2 Changes in accounting policies (Continued)

(i) The effects on the comparative financial statements (Continued)

The effects of the above on each item of the consolidated statement of financial position as at 31 December 2022 are summarised as follows:

	As previously reported HK\$'000	Effect of adoption HK\$'000	As restated HK\$'000
Reserves	14,615,679	167	14,615,846
Total equity attributable to equity holders of the Company	14,864,295	167	14,864,462
Total equity	14,866,364	167	14,866,531
Non-current liabilities			
Deferred tax liabilities	178,056	(167)	177,889
Total non-current liabilities	259,680	(167)	259,513
Total liabilities	493,503	(167)	493,336

2 SUMMARY OF MATERIAL ACCOUNTING POLICIES (CONTINUED)

2.3 New standards and interpretations not yet adopted

Certain new accounting standards and interpretations have been published that are not mandatory for the year ended 31 December 2023 and have not been early adopted by the Group. These standards are not expected to have a material impact on the Group in the current or future reporting periods and on foreseeable future transactions.

	<i>Effective for accounting periods beginning on or after</i>
Amendments to HKAS 1, <i>Presentation of financial statements: Classification of liabilities as current or non-current</i>	1 January 2024
Amendments to HKAS 1, <i>Presentation of financial statements: Non-current liabilities with covenants</i>	1 January 2024
Amendments to HKFRS 16, <i>Leases: Lease liability in a sale and lease back</i>	1 January 2024
Amendments to HKAS 7, <i>Statement of cash flows</i> and HKFRS 7, <i>Financial Instruments: Disclosures: Supplier finance arrangements</i>	1 January 2024
Amendments to HKAS 21, <i>The effects of changes in foreign exchange rates: Lack of exchangeability</i>	1 January 2025

2.4 Subsidiaries

Subsidiaries are entities (including structured entities) over which the Group has control. The Group controls an entity when the Group is exposed to, or has rights to, variable returns from its involvement with the entity and has the ability to affect those returns through its power over the entity. Subsidiaries are consolidated from the date on which control is transferred to the Group. They are deconsolidated from the date that control ceases.

(i) Merger accounting for common control combinations

The consolidated financial statements incorporate the financial statement items of the combining entities or businesses in which the common control combination occurs as if they had been combined from the date when the combining entities or businesses first came under the control of the controlling party, as prescribed in Accounting Guideline 5 (“AG 5”), Merger Accounting for Common Control Combinations, issued by the HKICPA.

The net assets of the combining entities or businesses are combined using the existing book values from the controlling party’s perspective. No amount is recognised in consideration for goodwill or excess of acquirer’s interest in the net fair value of acquiree’s identifiable assets, liabilities and contingent liabilities over cost at the time of common control combination, to the extent of the continuation of the controlling party’s interest.

The consolidated statement of comprehensive income includes the results of each of the combining entities or businesses from the earliest date presented or since the date when the combining entities or businesses first came under the common control, where there is a shorter period, regardless of the date of the common control combination.

2 SUMMARY OF MATERIAL ACCOUNTING POLICIES (CONTINUED)

2.4 Subsidiaries (Continued)

(i) Merger accounting for common control combinations (Continued)

The comparative amounts in the consolidated financial statements are presented as if the entities or businesses had been combined at the beginning of the previous reporting period or when they first came under common control, whichever is shorter.

A uniform set of accounting policies is adopted by those entities. All intra-group transactions, balances and unrealised gains on transactions between combining entities or businesses are eliminated on consolidation.

Transaction costs, including professional fees, registration fees, costs of furnishing information to shareholders, costs or losses incurred in combining operations of the previously separate businesses, etc., incurred in relation to the common control combination that is to be accounted for by using merger accounting is recognised as an expense in the period in which they are incurred.

(ii) Acquisition method of accounting for non-common control combinations

Apart from the business combination under common control which is accounted for using the principles of merger accounting prescribed in AG 5 (Note 2.4(i)), the Group applies the acquisition method of accounting to account for non-common control business combinations.

The consideration transferred for the acquisition of a subsidiary includes the fair values of the assets transferred, the liabilities incurred to the former owners of the acquiree, the equity interests issued by the Group and fair value of any asset or liability resulting from a contingent consideration arrangement. Identifiable assets acquired and liabilities and contingent liabilities assumed in a business combination are measured initially at their fair values at the acquisition date. The Group recognises any non-controlling interest in the acquiree on an acquisition-by-acquisition basis, either at fair value or at the non-controlling interest's proportionate share of the recognised amounts of acquiree's identifiable net assets.

Acquisition-related costs are expensed as incurred.

If the business combination is achieved in stages, the acquisition date carrying value of the acquirer's previously held equity interest in the acquiree is re-measured to fair value at the acquisition date; any gains or losses arising from such re-measurements are recognised in profit or loss.

Any contingent consideration to be transferred by the Group is recognised at fair value at the acquisition date. Contingent consideration that is classified as equity is not remeasured, and its subsequent settlement is accounted for within equity.

2 SUMMARY OF MATERIAL ACCOUNTING POLICIES (CONTINUED)

2.4 Subsidiaries (Continued)

(ii) Acquisition method of accounting for non-common control combinations (Continued)

The excess of the consideration transferred, the amount of any non-controlling interest in the acquiree and the acquisition-date fair value of any previous equity interest in the acquiree over the fair value of the identifiable net assets acquired is recorded as goodwill. If the total of consideration transferred, non-controlling interest recognised and previously held interest measured is less than the fair value of the net assets of the subsidiary acquired in the case of a bargain purchase, the difference is recognised directly in the income statement.

Intra-group transactions, balances and unrealised gains on transactions between group companies are eliminated. Unrealised losses are also eliminated. When necessary, amounts reported by subsidiaries have been adjusted to conform with the Group's accounting policies.

(iii) Separate financial statements

Investments in subsidiaries are accounted for at cost less impairment. Cost includes direct attributable costs of investment. The results of subsidiaries are accounted for by the Company on the basis of dividend received and receivable.

Impairment testing of the investments in subsidiaries is required upon receiving a dividend from these investments if the dividend exceeds the total comprehensive income of the subsidiary in the period the dividend is declared or if the carrying amount of the investment in the separate financial statements exceeds the carrying amount in the consolidated financial statements of the investee's net assets including goodwill.

2.5 Associates

An associate is an entity over which the Group has significant influence but not control, generally accompanying a shareholding of between 20% and 50% of the voting rights. Investments in associates are accounted for using the equity method of accounting. Under the equity method, the investment is initially recognised at cost, and the carrying amount is thereafter adjusted to recognise the Group's share of the post-acquisition profits or losses and movements in other comprehensive income. The Group's investments in associates include goodwill identified on acquisition. Upon the acquisition of the ownership interest in an associate, any difference between the cost of the associate and the Group's share of the net fair value of the associate's identifiable assets and liabilities is accounted for as goodwill.

If the ownership interest in associates is reduced but significant influence is retained, only a proportionate share of the amounts previously recognised in other comprehensive income is reclassified to profit or loss where appropriate.

The Group's share of post-acquisition profit or loss is recognised in the consolidated income statement, and its share of post-acquisition movements in other comprehensive income is recognised in other comprehensive income with a corresponding adjustment to the carrying amount of the investment. When the Group's share of losses in associates equals or exceeds its interest in the associate, including any other unsecured receivables, the Group does not recognise further losses, unless it has incurred legal or constructive obligations or made payments on behalf of the associate.

2 SUMMARY OF MATERIAL ACCOUNTING POLICIES (CONTINUED)

2.5 Associates (Continued)

The Group determines at each reporting date whenever events or changes in circumstances indicate that the carrying amount may not be recoverable. If this is the case, the Group calculates the amount of impairment as the difference between the recoverable amount of the associate and its carrying value and recognises the amount in the consolidated income statement.

Profits and losses resulting from upstream and downstream transactions between the Group and its associates are recognised in the Group's financial statements only to the extent of unrelated investor's interests in the associates. Unrealised losses are eliminated unless the transaction provides evidence of an impairment of the asset transferred. Accounting policies of associates have been changed where necessary to ensure consistency with the policies adopted by the Group.

Gain or losses on dilution of equity interests in associates are recognised in the consolidated income statement.

2.6 Joint arrangements

The Group has applied HKFRS 11 to all joint arrangements. Under HKFRS 11, investments in joint arrangements are classified as either joint operations or joint ventures depending on the contractual rights and obligations of each investor, rather than the legal structure of the joint arrangement. The Group has assessed the nature of its joint arrangements and determined them to be joint ventures. Joint ventures are accounted for using the equity method.

Under the equity method of accounting, interests in joint ventures are initially recognised at cost and adjusted thereafter to recognise the Group's share of the post-acquisition profits or losses and movements in other comprehensive income. The Group's investments in joint ventures include goodwill identified on acquisition. Upon the acquisition of the ownership interest in a joint venture, any difference between the cost of the joint venture and the Group's share of the net fair value of the joint venture's identifiable assets and liabilities is accounted for as goodwill. When the Group's share of losses in a joint venture equals or exceeds its interests in the joint ventures (which includes any long-term interests that, in substance, form part of the Group's net investment in the joint ventures), the Group does not recognise further losses, unless it has incurred obligations or made payments on behalf of the joint ventures.

The Group determines at each reporting date whenever events or changes in circumstances indicate that the carrying amount may not be recoverable. If this is the case, the Group calculates the amount of impairment as the difference between the recoverable amount of the joint venture and its carrying value and recognises the amount in the consolidated income statement.

Unrealised gains on transactions between the Group and its joint ventures are eliminated to the extent of the Group's interest in the joint ventures. Unrealised losses are also eliminated unless the transaction provides evidence of an impairment of the asset transferred. Accounting policies of the joint ventures have been changed where necessary to ensure consistency with the policies adopted by the Group.

2 SUMMARY OF MATERIAL ACCOUNTING POLICIES (CONTINUED)

2.7 Foreign currency translation

(a) Functional and presentation currency

Items included in the financial statements of each of the Group's entities are measured using the currency of the primary economic environment in which the entity operates ("the functional currency"). The consolidated financial statements are presented in HK\$, which is the Company's functional and the Group's presentation currency.

(b) Transactions and balances

Foreign currency transactions are translated into the functional currency using the exchange rates prevailing at the dates of the transactions or valuation where items are re-measured. Foreign exchange gains and losses resulting from the settlement of such transactions and from the translation at year-end exchange rates of monetary assets and liabilities denominated in foreign currencies are recognised in the consolidated income statement.

(c) Group companies

The results and financial position of foreign operations (none of which has the currency of a hyperinflationary economy) that have a functional currency different from the presentation currency are translated into the presentation currency as follows:

- (i) assets and liabilities for each balance sheet presented are translated at the closing rate at the date of that balance sheet;
- (ii) income and expenses for each income statement and statement of comprehensive income are translated at average exchange rates (unless this is not a reasonable approximation of the cumulative effect of the rates prevailing on the transaction dates, in which case income and expenses are translated at the dates of the transactions); and
- (iii) all resulting exchange differences are recognised in other comprehensive income.

2.8 Property, plant and equipment

Property, plant and equipment are stated at historical cost less accumulated depreciation and any accumulated impairment loss. Historical cost includes expenditure that is directly attributable to the acquisition of the items.

Subsequent costs are included in the asset's carrying amount or recognised as a separate asset, as appropriate, only when it is probable that future economic benefits associated with the item will flow to the Group and the cost of the item can be measured reliably. The carrying amount of any component accounted for as a separate asset is derecognised when replaced. All other repairs and maintenance are charged to the income statement during the financial period in which they are incurred.

Depreciation is calculated using the straight-line method to allocate their cost to their residual values over their estimated useful lives, as follows:

– Building	20 years
– Leasehold improvement	10 years
– Jetty structures	20-25 years
– Jetty facilities	12-20 years
– Plant and machinery	5-20 years
– Furniture, fixtures and equipment	5-30 years
– Motor vehicles and vessels	5-10 years

2 SUMMARY OF MATERIAL ACCOUNTING POLICIES (CONTINUED)

2.8 Property, plant and equipment (Continued)

The assets' residual values and useful lives are reviewed, and adjusted if appropriate, at the end of each reporting period.

An asset's carrying amount is written down immediately to its recoverable amount if the asset's carrying amount is greater than its estimated recoverable amount (Note 2.11).

Items may be produced while bringing an item of property, plant and equipment to the location and condition necessary for it to be capable of operating in the manner intended by management. The proceeds from selling any such items and the related costs are recognized in profit or loss.

Gains and losses on retirement or disposals are determined by comparing proceeds with the carrying amount and are recognised in the consolidated income statement on the date of retirement or disposal.

All direct and indirect costs relating to the construction of property, plant and equipment are classified as construction in progress. No depreciation is provided on construction in progress until such times as the relevant assets are completed and available for intended use.

When one or more items of property, plant and equipment is acquired in exchange for non-monetary asset or assets, or a combination of monetary and non-monetary assets, the cost of such an item of property, plant and equipment is measured at fair value unless the exchange transaction lacks commercial substance or the fair value of neither the asset received nor the asset given up is reliably measurable.

2.9 Investment properties

Investment properties, comprising buildings, are held for long-term rental yields or for capital appreciation or both, and that are not occupied by the Group. It also includes properties that are being constructed or developed for future use as investment properties. Investment property is initially measured at cost, including related transaction costs and where applicable borrowing costs. The Group accounts for its investment properties under the cost method and investment properties are stated at cost less accumulated depreciation and impairment losses. Depreciation is calculated on the straight-line basis so as to allocate the cost of investment properties over their estimated useful lives of 30 to 40 years.

2 SUMMARY OF MATERIAL ACCOUNTING POLICIES (CONTINUED)

2.10 Goodwill

Goodwill arises on the acquisition of subsidiaries and represents the excess of the consideration transferred, the amount of any non-controlling interest in the acquiree and the acquisition-date fair value of any previous equity interest in the acquiree over the fair value of the identified net assets acquired.

For the purpose of impairment testing, goodwill acquired in a business combination is allocated to each of the cash-generating units (“**CGUs**”), or groups of CGUs, that is expected to benefit from the synergies of the combination. Each unit or group of units to which the goodwill is allocated represents the lowest level within the entity at which the goodwill is monitored for internal management purposes. Goodwill is monitored at the operating segment level.

Goodwill impairment reviews are undertaken annually or more frequently if events or changes in circumstances indicate a potential impairment. The carrying value of goodwill is compared to the recoverable amount, which is the higher of value in use and the fair value less costs of disposal. Any impairment is recognised immediately as an expense and is not subsequently reversed.

2.11 Impairment of non-financial assets

Intangible assets that have an indefinite useful life or intangible assets not ready to use are not subject to amortisation and are tested annually for impairment, or more frequently if events or changes in circumstances indicate that they might be impaired. Other assets are tested for impairment whenever events or changes in circumstances indicate that the carrying amount may not be recoverable. An impairment loss is recognised for the amount by which the asset’s carrying amount exceeds its recoverable amount. The recoverable amount is the higher of an asset’s fair value less costs of disposal and value in use. For the purposes of assessing impairment, assets are grouped at the lowest levels for which there are separately identifiable cash flows (cash-generating units). Non-financial assets that suffered impairment are reviewed for possible reversal of the impairment at each reporting date.

2.12 Segment reporting

Operating segments, and the amounts of each segment item reported in the consolidated financial statements, are identified from the financial information provided regularly to the board of directors (the “**Group’s chief operating decision maker**”) for the purposes of allocating resources to, and assessing the performance of the Group’s various lines of business.

2 SUMMARY OF MATERIAL ACCOUNTING POLICIES (CONTINUED)

2.13 Financial assets

(i) Classification

The Group classifies its financial assets in the following measurement categories:

- those to be measured subsequently at fair value (either through OCI or through profit or loss), and
- those to be measured at amortised cost.

The classification depends on the entity's business model for managing the financial assets and the contractual cash flow characteristics.

(ii) Recognition and derecognition

Regular way purchases and sales of financial assets are recognised on trade-date, the date on which the Group commits to purchase or sell the asset. Financial assets are derecognised when the rights to receive cash flows from the financial assets have expired or have been transferred and the Group has transferred substantially all the risks and rewards of ownership.

(iii) Measurement

At initial recognition, the Group measures a financial asset at its fair value plus, in the case of a financial asset not at FVPL, transaction costs that are directly attributable to the acquisition of the financial asset. Transaction costs of financial assets carried at FVPL are expensed in the consolidated income statement.

Debt instruments

Subsequent measurement of debt instruments depends on the Group's business model for managing the asset and the contractual cash flow characteristics of the asset. There are three measurement categories into which the Group classifies the debt instruments:

- (a) **Amortised cost:** Assets that are held for collection of contractual cash flows where those cash flows represent solely payments of principal and interest are measured at amortised cost. Interest income from these financial assets is included in the consolidated income statement using the effective interest rate method. Any gain or loss arising on derecognition is recognised directly in profit or loss and presented in other income and other gains, net. Any gain or loss arising on derecognition is recognised directly in profit or loss.
- (b) **Fair value through other comprehensive income ("FVOCI"):** Assets that are held for collection of contractual cash flows and for selling the financial assets, where the assets' contractual cash flows represent solely payments of principal and interest, are measured at FVOCI. Movements in the carrying amount are taken through OCI, except for the recognition of impairment gains or losses, interest income and foreign exchange gains and losses which are recognised in profit or loss. When the financial asset is derecognised, the cumulative gain or loss previously recognised in OCI is reclassified from equity to profit or loss.
- (c) **Fair value through profit or loss ("FVPL"):** Assets that do not meet the criteria for amortised cost or FVOCI are measured at FVPL. A gain or loss on a debt investment that is subsequently measured at FVPL is recognised in profit or loss.

2 SUMMARY OF MATERIAL ACCOUNTING POLICIES (CONTINUED)

2.14 Offsetting financial instruments

Financial assets and liabilities are presented respectively in the consolidated statement of financial position, without any offset. However, they are offset and the net amount reported in the balance sheet when the Group currently has a legally enforceable right to offset the recognised amounts, and there is an intention to settle on a net basis or realise the asset and settle the liability simultaneously. The legally enforceable right must not be contingent on the occurrence of future events and must be enforceable both in the normal course of business and in the event of default, insolvency or bankruptcy of the entity and all of the counterparties.

2.15 Derivatives and hedging activities

Derivatives are initially recognised at fair value on the date a derivative contract is entered into and are subsequently remeasured to their fair value at the end of each reporting period. The accounting for subsequent changes in fair value depends on whether the derivative is designated as a hedging instrument, and if so, the nature of the item being hedged. The Group's certain joint venture and an associate designate certain derivatives as the hedging instruments to hedge particular risks associated with the cash flows of recognised assets and liabilities and highly probable forecast transactions (cash flow hedges).

Cash flow hedges

Where a derivative financial instrument is designated as a hedging instrument in a cash flow hedge, the effective portion of any gain or loss on the derivative financial instrument is recognised in other comprehensive income and accumulated separately in equity in the hedging reserve. The ineffective portion of any gain or loss is recognised immediately in profit or loss.

If a hedge of a forecast transaction subsequently results in the recognition of a non-financial asset such as inventory, the associated gain or loss is reclassified from equity to be included in the initial cost of the non-financial asset.

For all other hedged forecast transactions, the amount accumulated in the hedging reserve is reclassified from equity to profit or loss in the same period or periods during which the hedged cash flows affect profit or loss (such as when a forecast sale occurs or interest expense is recognised).

If a hedge no longer meets the criteria for hedge accounting (including when the hedging instrument expires or is sold, terminated or exercised), then hedge accounting is discontinued prospectively. When hedge accounting is discontinued, but the hedge forecast transaction is still expected to occur, the amount that has been accumulated in the hedging reserve remains in equity until the transaction occurs and it is recognised in accordance with the above policy. If the hedged transaction is no longer expected to take place, the amount that has been accumulated in the hedging reserve is reclassified from equity to profit or loss immediately.

2 SUMMARY OF MATERIAL ACCOUNTING POLICIES (CONTINUED)

2.16 Impairment of financial assets

The Group recognises a loss allowance for expected credit losses (“ECL”) on financial assets which are subject to impairment under HKFRS 9 (including trade and other receivables, loans to joint ventures and associates, cash and cash equivalents and time deposits with original maturity of more than three months).

The amount of ECL is updated at each reporting date to reflect changes in credit risk since initial recognition. Lifetime ECL represents the ECL that will result from all possible default events over the expected life of the relevant instrument. In contrast, 12-month ECL (“12m ECL”) represents the portion of lifetime ECL that is expected to result from default events that are possible within 12 months after the reporting date. Assessment are done based on the Group’s historical credit loss experience, adjusted for factors that are specific to the debtors, general economic conditions and an assessment of both the current and forecast general economic conditions at the reporting date.

The Group always recognises lifetime ECL for trade receivables. To measure ECL, trade receivables have been grouped based on shared credit risk characteristics and the days past due. The ECL on these assets are assessed using simplified expected credit loss model.

For all other instruments, the Group measures the loss allowance equal to 12m ECL unless, when there has been a significant increase in credit risk since initial recognition, the Group recognises lifetime ECL. The assessment of whether lifetime ECL should be recognised is based on significant increases in the likelihood or risk of a default occurring since initial recognition.

(i) Significant increase in credit risk

In assessing whether the credit risk has increased significantly since initial recognition, the Group compares the risk of a default occurring on the financial instrument as at the reporting date with the risk of a default occurring on the financial instrument as at the date of initial recognition. In making this assessment, the Group considers both quantitative and qualitative information that is reasonable and supportable, including historical experience and forward-looking information that is available without undue cost or effort. In particular, the following information is taken into account when assessing whether credit risk has increased significantly:

- an actual or expected significant deterioration in the financial instrument’s external (if available) or internal credit rating;
- significant deterioration in external market indicators of credit risk, e.g. a significant increase in the credit spread, the credit default swap prices for the debtor;
- existing or forecast adverse changes in business, financial or economic conditions that are expected to cause a significant decrease in the debtor’s ability to meet its debt obligations;
- an actual or expected significant deterioration in the operating results of the debtor; or
- an actual or expected significant adverse change in the regulatory, economic, or technological environment of the debtor that results in a significant decrease in the debtor’s ability to meet its debt obligations.

2 SUMMARY OF MATERIAL ACCOUNTING POLICIES (CONTINUED)

2.16 Impairment of financial assets (Continued)

(i) Significant increase in credit risk (Continued)

Irrespective of the outcome of the above assessment, the Group presumes that the credit risk has increased significantly since initial recognition when contractual payments are more than 30 days past due, unless the Group has reasonable and supportable information that demonstrates otherwise.

(ii) Write-off policy

The Group writes off a financial asset when there is information indicating that the debtor is in severe financial difficulty and there is no realistic prospect of recovery, e.g. when the counterparty has been placed under liquidation or has entered into bankruptcy proceedings, etc, whichever occurs sooner. Financial assets written off may still be subject to enforcement activities under the Group's recovery procedures, taking into account legal advice where appropriate. Any recoveries made are recognised in profit or loss.

Subsequent recoveries of an asset that was previously written off are recognised as a reversal of impairment in profit or loss in the period in which the recovery occurs.

(iii) Definition of default and credit-impaired financial assets

The Group considers that default has occurred when the instrument is more than 90 days past due unless the Group has reasonable and supportable information to demonstrate that a more lagging default criterion is more appropriate.

A financial asset is credit-impaired when one or more events of default that have a detrimental impact on the estimated future cash flows of that financial asset have occurred. Evidence that a financial asset is credit-impaired includes observable data about the following events:

- significant financial difficulty of the issuer or the borrower;
- a breach of contract, such as a default or past due event;
- the lender(s) of the borrower, for economic or contractual reasons relating to the borrower's financial difficulty, having granted to the borrower a concession(s) that the lender(s) would not otherwise consider;
- it is becoming probable that the borrower will enter bankruptcy or other financial reorganisation;
- the disappearance of an active market for that financial asset because of financial difficulties; or
- the purchase or origination of a financial asset at a deep discount that reflects the incurred credit losses.

2 SUMMARY OF MATERIAL ACCOUNTING POLICIES (CONTINUED)

2.16 Impairment of financial assets (Continued)

(iv) Measurement and recognition of ECL

The measurement of ECL is a function of the probability of default, loss given default (i.e. the magnitude of the loss if there is a default) and the exposure at default. The assessment of the probability of default and loss given default is based on historical data adjusted by current and forward-looking information on macroeconomic factors affecting the ability of the customers to settle the receivables. The Group has identified the GDP and the money market rate of the countries in which it sells its goods and services to be the most relevant factors, and accordingly adjusts the historical loss rates based on expected changes in these factors. Estimation of ECL reflects an unbiased and probability-weighted amount that is determined with the respective probability of default occurring as the weights.

Generally, the ECL is the difference between all contractual cash flows that are due to the Group in accordance with the contract and the cash flows that the Group expects to receive, discounted at the effective interest rate determined at initial recognition.

Interest income is calculated based on the gross carrying amount of the financial asset unless the financial asset is credit impaired, in which case interest income is calculated based on amortised cost of the financial asset.

The Group recognises an impairment loss in profit or loss for all financial instruments by adjusting their carrying amount, with the exception of trade and other receivables where the corresponding adjustment is recognised through a loss allowance account.

2.17 Financial guarantee contracts

Financial guarantee contracts are recognised as a financial liability at the time the guarantee is issued. The liability is initially measured at fair value and subsequently at the higher of:

- the amount determined in accordance with the expected credit loss model under HKFRS 9 Financial Instruments; and
- the amount initially recognised less, where appropriate, the cumulative amount of income recognised in accordance with the principles of HKFRS 15 Revenue from Contracts with Customers.

The fair value of financial guarantees is determined based on the present value of the difference in cash flows between the contractual payments required under the debt instrument and the payments that would be required without the guarantee, or the estimated amount that would be payable to a third party for assuming the obligations.

Where guarantees in relation to loans or other payables of associates are provided for no compensation, the fair values are accounted for as contributions and recognised as part of the cost of the investment.

2 SUMMARY OF MATERIAL ACCOUNTING POLICIES (CONTINUED)

2.17 Financial guarantee contracts (Continued)

To determine ECLs, the Group considers changes in the risk of default of the specified debtor since the issuance of the guarantee. A 12m ECL is measured unless the risk that the specified debtor will default has increased significantly since the guarantee is issued, in which case a lifetime ECL is measured. The same definition of default and the same assessment of significant increase in credit risk as described in Note 2.16 applies.

As the Group is required to make payments only in the event of a default by the specified debtor in accordance with the terms of the instrument that is guaranteed, an ECL is estimated based on the expected payments to reimburse the holder for a credit loss that it incurs less any amount that the Group expects to receive from the holder of the guarantee, the specified debtor or any other party. The amount is then discounted using the current risk-free rate adjusted for risks specific to the cash flows.

2.18 Trade and other receivables

Trade receivables are amounts due from customers for services performed in the ordinary course of business. Trade and other receivables are recognised initially at fair value and subsequently measured at amortised cost using the effective interest method, less loss allowance. If collection of trade and other receivables is expected in one year or less (or in the normal operating cycle of the business if longer), they are classified as current assets. If not, they are presented as non-current assets. The details of the Group's impairment policies is set out in Note 2.16.

2.19 Cash and cash equivalents

Cash and cash equivalents include cash on hand and deposits held at call with banks, other short-term highly liquid investments with original maturities of three months or less that are readily convertible to known amounts of cash and which are subject to insignificant risk of changes in value. Bank overdrafts that are repayable on demand and form an integral part of the Group's cash management are also included as a component of cash and cash equivalents for the purpose of the consolidated statement of cash flows. Cash and cash equivalents are assessed for expected credit loss in accordance with the policy set out in Note 2.16.

2.20 Share capital

Ordinary shares are classified as equity.

Incremental costs directly attributable to the issue of new shares or options are shown in equity as a deduction, net of tax, from the proceeds.

2.21 Trade and other payables

Trade payables are obligations to pay for goods or services that have been acquired in the ordinary course of business from suppliers. Accounts payable are classified as current liabilities if payment is due within one year or less (or in the normal operating cycle of the business if longer). If not, they are presented as non-current liabilities.

Trade payables are recognised initially at fair value and subsequently measured at amortised cost using the effective interest method.

2 SUMMARY OF MATERIAL ACCOUNTING POLICIES (CONTINUED)

2.22 Borrowing costs

General and specific borrowing costs that are directly attributable to the acquisition, construction or production of qualifying assets, which are assets that necessarily take a substantial period of time to get ready for their intended use or sale, are added to the cost of those assets, until such time as the assets are substantially ready for their intended use or sale.

Investment income earned on the temporary investment of specific borrowings pending their expenditure on qualifying assets is deducted from the borrowing costs eligible for capitalisation.

All other borrowing costs are recognised in the consolidated income statement in the period in which they are incurred.

2.23 Current and deferred income tax

The tax expense for the period comprises current and deferred income tax. Tax is recognised in the profit or loss, except to the extent that it relates to items recognised in other comprehensive income or directly in equity. In this case the tax is also recognised in other comprehensive income or directly in equity, respectively.

(a) Current income tax

The current income tax charge is calculated on the basis of the tax laws enacted or substantively enacted at the balance sheet date in the countries where the Company and its subsidiaries, associates and joint ventures operate and generate taxable income. Management periodically evaluates positions taken in tax returns with respect to situations in which applicable tax regulation is subject to interpretation. It establishes provisions where appropriate on the basis of amounts expected to be paid to the tax authorities.

(b) Deferred income tax

Deferred tax is recognised in respect of temporary differences between the carrying amounts of assets and liabilities for financial reporting purposes and the amounts used for taxation purposes. Deferred tax is not recognised for:

- temporary differences on the initial recognition of assets or liabilities in a transaction that is not a business combination and that affects neither accounting nor taxable profit or loss and does not give rise to equal taxable and deductible temporary differences;
- temporary differences related to investment in subsidiaries, associates and joint venture to the extent that the Group is able to control the timing of the reversal of the temporary differences and it is probable that they will not reverse in the foreseeable future;
- taxable temporary differences arising on the initial recognition of goodwill; and
- those related to the income taxes arising from tax laws enacted or substantively enacted to implement the Pillar Two model published by the Organisation for Economic Co-operation and Development.

The Group recognised deferred tax assets and deferred tax liabilities separately in relation to its lease liabilities and right-of-use assets.

2 SUMMARY OF MATERIAL ACCOUNTING POLICIES (CONTINUED)

2.23 Current and deferred income tax (Continued)

(b) Deferred income tax (Continued)

Deferred tax assets and liabilities are offset when there is a legally enforceable right to offset current tax assets and liabilities and when the deferred tax balances relate to the same taxation authority. Current tax assets and tax liabilities are offset where the entity has a legally enforceable right to offset and intends either to settle on a net basis, or to realise the asset and settle the liability simultaneously.

Current and deferred tax is recognised in profit or loss, except to the extent that it relates to items recognised in other comprehensive income or directly in equity. In this case, the tax is also recognised in other comprehensive income or directly in equity, respectively.

2.24 Employee benefits

(i) Short-term obligations

Liabilities for wages and salaries, annual bonuses, paid annual leave, contributions to defined contribution retirement plans and the cost of non-monetary benefits are accrued in the year in which the associated services are rendered by employees. Where payment or settlement is deferred and the effect would be material, these amounts are stated at their present values.

(ii) Defined benefit plan obligations

The Group operates a defined contribution MPF Scheme under the Mandatory Provident Fund Schemes Ordinance for those employees who are eligible to participate in the MPF Scheme in the Hong Kong. Contributions are made based on a percentage of the employees' basic salaries and are charged to the income statement as they become payable in accordance with the rules of the MPF Scheme. The assets of the MPF Scheme are held separately from those of the Group in an independently administered fund. The Group's employer contributions vest fully with the employees when contributed into the MPF Scheme.

Moreover, the employees of the Group's subsidiaries in Hong Kong may be entitled to LSP under the Hong Kong Employment Ordinance, which is accounted for as defined benefit obligation. The Group's net obligation in respect of defined benefit plan is calculated by estimating the amount of future benefit that employees have earned in the current and prior periods and discounting that amount. The estimated amount of future benefit for LSP obligations is determined after deducting the negative service cost arising from the accrued benefits derived from the Group's MPF contributions that have been vested with employees, which are deemed to be contributions from the relevant employees.

The employees of the Group's subsidiary which operate in Mainland China are required to participate in a central retirement benefit scheme operated by the local municipal or provincial government. The subsidiary in the People's Republic of China (the "PRC") is required to contribute a percentage of their payroll costs to the central retirement benefit scheme. The Group has no further payment obligations once the contributions have been paid.

2 SUMMARY OF MATERIAL ACCOUNTING POLICIES (CONTINUED)

2.24 Employee benefits (Continued)

(iii) Termination benefits

Termination benefits are payable when employment is terminated by the Group before the normal retirement date, or when an employee accepts voluntary redundancy in exchange for these benefits. Termination benefits are recognised at the earlier of when the Group can no longer withdraw the offer of those benefits and when it recognises restructuring costs involving the payment of termination benefits.

2.25 Provisions and contingent liabilities

Provisions for environmental restoration, restructuring costs and legal claims are recognised when the Group has a present legal or constructive obligation as a result of past events, it is probable that an outflow of resources will be required to settle the obligation and the amount can be reliably estimated. Provisions are not recognised for future operating losses.

Where there are a number of similar obligations, the likelihood that an outflow will be required in settlement is determined by considering the class of obligations as a whole. A provision is recognised even if the likelihood of an outflow with respect to any one item included in the same class of obligations may be small.

Provisions are measured at the present value of management's best estimates of the expenditures expected to be required to settle the present obligation at the end of the reporting period. The discount rate used to determine the present value is a pre-tax rate that reflects current market assessments of the time value of money and the risks specific to the obligation. The increase in the provision due to passage of time is recognised as finance cost.

Where it is not probable that an outflow of economic benefits will be required, or the amount cannot be estimated reliably, the obligation is disclosed as a contingent liability, unless the probability of outflow of economic benefits is remote. Possible obligations, whose existence will only be confirmed by the occurrence or non-occurrence of one or more future events are also disclosed as contingent liabilities unless the probability of outflow of economic benefits is remote.

Where some or all of the expenditure required to settle a provision is expected to be reimbursed by another party, a separate asset is recognised for any expected reimbursement that would be virtually certain. The amount recognised for the reimbursement is limited to the carrying amount of the provision.

2 SUMMARY OF MATERIAL ACCOUNTING POLICIES (CONTINUED)

2.26 Revenue recognition

Revenue is measured at the fair value of the consideration received or receivable for the services in the ordinary course of the Group's business. If contracts involve the multiple performance obligations, the transaction price will be allocated to each performance obligation based on their relative stand-alone selling prices. Revenues are recognised when or as the control of the good or service is transferred to the customer. Depending on the terms of the contract and the laws that apply to the contract, control of the good or service may be transferred over time or at a point in time.

Control of the good or service is transferred over time if the Group's performance:

- provides all of the benefits received and consumed simultaneously by the customer;
- creates or enhances an asset that the customer controls as the Group performs; or
- does not create an asset with an alternative use to the Group and the Group has an enforceable right to payment for performance completed to date.

If control of the asset transfers over time, revenue is recognised over the period of the contract by reference to the progress towards complete satisfaction of that performance obligation. Otherwise, revenue is recognised at a point in time when the customer obtains control of the asset. Further details of the Group's revenue recognition policies are as follows:

Crude oil jetty and storage service income

Crude oil jetty service and storage service income is recognised when the services are rendered. Service income is recognised in the accounting period in which the provision of services occurs. Customers are invoiced upon the completion of services or on a regular basis. Some contracts include multiple elements and they are accounted for as separate performance obligations. Revenue from each of the performance obligations is recognised at the stand-alone service price.

2.27 Interest income

Interest income is calculated by applying the effective interest rate to the gross carrying amount of a financial asset except for financial assets that subsequently become credit-impaired. For credit-impaired financial assets the effective interest rate is applied to the net carrying amount of the financial asset (after deduction of the loss allowance).

2.28 Management fee income

Management fee income is recognised when the services are rendered.

The Group does not expect to have any contracts where the period between the transfer of the promised goods or services to the customer and payment by the customer exceeds one year. As a consequence, the Group does not adjust any of the transaction prices for the time value of money.

2 SUMMARY OF MATERIAL ACCOUNTING POLICIES (CONTINUED)

2.29 Dividend income

Dividend income is recognised when the right to receive payment is established.

2.30 Leases

The Group leases various offices. Rental contracts are typically made for fixed periods of 3 to 10 years. Lease terms are negotiated on an individual basis and contain a wide range of different terms and conditions. The lease agreements do not impose any covenants. Leased assets may not be used as security for borrowing purposes. Prepaid land lease payments represent the consideration paid to lease the state-owned land in the PRC with lease terms of approximately 50 years typically.

Assets and liabilities arising from a lease are initially measured on a present value basis. Lease liabilities include the net present value of the following lease payments:

- fixed payments (including in-substance fixed payments), less any lease incentives receivable;
- variable lease payment that are based on an index or a rate, initially measured using the index or rate as at the commencement date;
- amounts expected to be payable by the lessee under residual value guarantees;
- the exercise price of a purchase option if the lessee is reasonably certain to exercise that option; and
- payments of penalties for terminating the lease, if the lease term reflects the lessee exercising that option.

Lease payments to be made under reasonably certain extension options are also included in the measurement of the liability.

The lease payments are discounted using the interest rate implicit in the lease. If that rate cannot be determined, the lessee's incremental borrowing rate is used, being the rate that the lessee would have to pay to borrow the funds necessary to obtain an asset of similar value in a similar economic environment with similar terms and conditions.

The lease liability is remeasured when there is a change in future lease payments arising from a change in index or rate, or there is a change in the Group's estimate of the amount expected to be payable under a residual value guarantee, or there is a change arising from the reassessment of whether the Group will be reasonably certain to exercise a purchase, extension or termination option. When the lease liability is remeasured in this way, a corresponding adjustment is made to the carrying amount of the right-of-use asset, or is recorded in the consolidated income statement if the carrying amount of the right-of-use asset has been reduced to zero.

2 SUMMARY OF MATERIAL ACCOUNTING POLICIES (CONTINUED)

2.30 Leases (Continued)

The lease liability is also remeasured when there is a change in the scope of a lease or the consideration for a lease that is not originally provided for in the lease contract (“**lease modification**”) that is not accounted for as a separate lease. In this case, the lease liability is remeasured based on the revised lease payments and lease term using a revised discount rate at the effective date of the modification. The only exceptions are rent concessions that occurred as a direct consequence of the COVID-19 pandemic and met the conditions set out in paragraph 46B of HKFRS 16 Leases. In such cases, the Group has taken advantage of the practical expedient not to assess whether the rent concessions are lease modifications, and recognised the change in consideration as negative variable lease payments in profit or loss in the period in which the event or condition that triggers the rent concessions occurred.

Lease payments are allocated between principal and finance cost. The finance cost is charged to profit or loss over the lease period so as to produce a constant periodic rate of interest on the remaining balance of the liability for each period.

Right-of-use assets are measured at cost comprising the following:

- the amount of the initial measurement of lease liability;
- any lease payments made at or before the commencement date less any lease incentives received;
- any initial direct costs; and
- restoration costs.

Right-of-use assets are generally depreciated over the shorter of the asset’s useful life and the lease term on a straight-line basis. If the Group is reasonably certain to exercise a purchase option, the right-of-use asset is depreciated over the underlying asset’s useful life.

The Group has short-term leases with a remaining lease term of less than 12 months for the hire of property, plant and equipment, which are recognised on a straight-line basis as an expense in the consolidated income statement.

Lease income from operating leases where the Group is a lessor is recognised in consolidated income statement on a straight-line basis over the lease term (Note 19(a)). Initial direct costs incurred in obtaining an operating lease are added to the carrying amount of the underlying asset and recognised as expense over the lease term on the same basis as lease income. The respective leased assets are included in the consolidated statement of financial position based on their nature.

2.31 Dividend distribution

Provision is made for the amount of any dividend declared, being appropriately authorised and no longer at the discretion of the entity, on or before the end of the reporting period but not distributed at the end of the reporting period.

2 SUMMARY OF MATERIAL ACCOUNTING POLICIES (CONTINUED)

2.32 Government grants

Grants from the government are recognised at their fair value where there is a reasonable assurance that the grant will be received and the Group will comply with all attached conditions.

Government grants relating to costs are deferred and recognised in the consolidated financial statements over the period necessary to match with the costs that they are intended to compensate.

Government grants relating to property, plant and equipment are included in non-current liabilities as deferred government grants and are credited to the consolidated income statement on a straight-line basis over the expected lives of the related assets.

2.33 Related parties

- (a) A person, or a close member of that person's family, is related to the Group if that person:
- (i) has control or joint control over the Group;
 - (ii) has significant influence over the Group; or
 - (iii) is a member of the key management personnel of the Group or the Group's parent.
- (b) An entity is related to the Group if any of the following conditions applies:
- (i) The entity and the Group are members of the same group (which means that each parent, subsidiary and fellow subsidiary is related to the others).
 - (ii) One entity is an associate or joint venture of the other entity (or an associate or joint venture of a member of a group of which the other entity is a member).
 - (iii) Both entities are joint ventures of the same third party.
 - (iv) One entity is a joint venture of a third entity and the other entity is an associate of the third entity.
 - (v) The entity is a post-employment benefit plan for the benefit of employees of either the Group or an entity related to the Group.
 - (vi) The entity is controlled or jointly controlled by a person identified in (a).
 - (vii) A person identified in (a)(i) has significant influence over the entity or is a member of the key management personnel of the entity (or of a parent of the entity).
 - (viii) The entity, or any member of a group of which it is a part, provides key management personnel services to the Group or to the Group's parent.

Close members of the family of a person are those family members who may be expected to influence, or be influenced by, that person in their dealings with the entity.

3 FINANCIAL RISK MANAGEMENT

3.1 Financial risk factors

The Group's activities expose it to a variety of financial risks: foreign exchange rate risk, interest rate risk, credit risk and liquidity risk. The Group's overall risk management primarily focuses on the unpredictability of financial markets and seeks to minimise potential adverse effects on the Group's financial performance.

(a) Foreign exchange rate risk

Foreign exchange rate risk arises on financial instruments that are denominated in a currency other than the functional currency in which they are measured. The functional currency of the Company is HK\$. The functional currency of Group's major subsidiaries with principal country of operation in Hong Kong and the PRC are HK\$ and Renminbi ("RMB") respectively. The Group's foreign exchange rate risks arise mainly from the cash and bank balances in currencies other than HK\$ and RMB, as well as dividend receivable from a joint venture and loans to joint ventures and an associate, which are usually held by the Hong Kong entities, and are denominated in RMB and US dollars ("USD") respectively.

If HK\$ against USD and RMB strengths/weakens by 1% and 10% respectively, the Group's post-tax profit will decrease/increase by the amounts shown below. This analysis has been determined assuming that the change in foreign exchange rates had occurred at the balance sheet date and had been applied to the foreign currency balances to which the Group has significant exposure as stated above, and that all other variables remain constant.

	2023 (Decrease)/ increase in post-tax profit HK\$'000	2022 (Decrease)/ increase in post-tax profit HK\$'000
US\$	22,389	19,091
RMB	59,283	17

NOTES TO THE FINANCIAL STATEMENTS

3 FINANCIAL RISK MANAGEMENT (CONTINUED)

3.1 Financial risk factors (Continued)

(b) Interest rate risk

Interest rate risk is the risk that the fair value or future cash flows of a financial instrument will fluctuate because of changes in market interest rates. The Group's cash flow interest rate risk primarily arises from variable-rate bearing assets, majority of which are bank deposits.

The following table, as reported to the management of the Group, details the interest rate risk profile of the Group's interest-bearing assets at the end of the reporting period:

	2023		2022	
	HK\$'000	Effective interest rate	HK\$'000	Effective interest rate
Variable-rate bearing assets				
Bank deposits	815,058	0.3%	382,944	0.01%
Fixed-rate bearing assets				
Loans to joint ventures	935,712	5.60%	966,859	5.60%
Loan to an associate	35,374	6.80%	38,654	6.80%
Bank deposits with original maturity of less than three months	1,022,294	3.80%	2,107,153	2.10%
Time deposits with original maturity of more than three months	3,987,998	4.60%	3,000,000	5.30%
	5,981,378		6,112,666	
Total exposure	6,796,436		6,495,610	

Sensitivity analysis

At 31 December 2023, it is estimated that a general increase/decrease of 100 basis points in interest rates, with all other variables held constant, would have increased/decreased the Group's profit after tax and retained profits by approximately HK\$8,151,000 (2022: HK\$3,829,000).

3 FINANCIAL RISK MANAGEMENT (CONTINUED)

3.1 Financial risk factors (Continued)

(c) Credit risk

Credit risk is the risk of financial loss to the Group if a customer or counterparty to a financial instrument fails to meet its contractual obligations, and arises principally from the Group's deposits placed with financial institutions, receivables from customers and loans to joint ventures and an associate.

To limit exposure to credit risk relating to deposits, the Group primarily places cash deposits only with large banks and financial institutions with sound external credit rating of "investment grade" as per globally understood definitions, which the Group considers to represent low credit risk.

Trade receivables

The Group measures loss allowances for trade receivables at an amount equal to lifetime ECLs. To measure ECL, trade receivables have been grouped based on shared credit risk characteristics and the days past due. As the Group's historical credit loss experience indicates significantly different loss patterns for different customer bases, the loss allowance based on past due status is distinguished between the Group's different customer bases, which are separated into related parties and third parties. Taking into account the financial position, past experience, other factors of the related parties, such as external credit ratings, as well as forward-looking information on macroeconomic factors affecting the ability of the customers to settle the receivables, management considered that the credit risk associated with trade receivables from related parties is low, and the expected credit loss allowances are immaterial.

As at 31 December 2023, no single customer accounted for greater than 10% of total accounts receivable, except the amounts due from Sinopec Corp., an intermediate holding company, and other related parties. Management performs ongoing credit evaluations of the Group's customers' financial condition and generally does not require collateral on trade receivable. There was no history of significant doubtful accounts nor actual bad debt loss.

Loans to joint ventures and an associate

The maximum exposure to credit risk in respect of the loans to joint ventures and an associate at the end of the reporting period and the key terms of the loans are disclosed in Notes 13 and 14 respectively. The Group considers the credit risk associated with the loans to joint ventures and an associate is low, taking into account the financial position, historical loss experience with these joint ventures and associate, as well as other forward-looking information on macroeconomic factors affecting the settlement ability.

The carrying amounts of cash and cash equivalents, time deposits with original maturity of more than three months, trade and other receivables and loans to joint ventures and an associate, represent the Group's maximum exposure to credit risk in relation to financial assets.

NOTES TO THE FINANCIAL STATEMENTS

3 FINANCIAL RISK MANAGEMENT (CONTINUED)

3.1 Financial risk factors (Continued)

(d) Liquidity risk

Liquidity risk is the risk that the Group will not be able to meet its financial obligations as they fall due. The Group's approach in managing liquidity is to ensure, as far as possible, that it will always have sufficient liquidity to meet its liabilities when due, under both normal and stressed conditions, without incurring unacceptable losses or risking damage to the Group's reputation. Management prepares monthly cash flow budget to ensure that the Group will always have sufficient liquidity to meet its financial obligations as they fall due. The Group arranges and negotiates financing with financial institutions to reduce the Group's liquidity risk.

The following table sets out the remaining contractual maturities at the balance sheet date of the Group's financial liabilities, which are based on contractual undiscounted cash flows (including interest payments computed using contractual rates or, if floating, based on prevailing rates current at the balance sheet date) and the earliest date the Group would be required to repay:

	Within 1 year or on demand HK\$'000	More than 1 year but less than 2 years HK\$'000	More than 2 years but less than 5 years HK\$'000	More than 5 years HK\$'000	Total contractual undiscounted cash flow HK\$'000	Carrying values HK\$'000
At 31 December 2023						
Trade and other payables	181,442	–	–	–	181,442	181,442
Lease liabilities	8,028	8,028	13,458	27,794	57,308	44,089
At 31 December 2022						
Trade and other payables	143,301	–	–	–	143,301	143,301
Lease liabilities	8,659	3,148	9,443	36,233	57,483	35,020

3 FINANCIAL RISK MANAGEMENT (CONTINUED)

3.2 Capital management

Management optimises the structure of the Group's capital, which comprises of equity and borrowings. In order to maintain or adjust the capital structure of the Group, management may cause the Group to issue new shares, adjust the capital expenditure plan, adjust the investment plan or adjust the proportion of short-term and long-term borrowings. Management monitors capital on the basis of the current ratio (current assets divided by current liabilities) and net debt-to-capital ratio (lease liabilities and trade and other payables less cash and cash equivalents divided by total equity).

Management's strategy is to make appropriate adjustments according to the Group's operating and investment needs and the changes of market conditions, and to maintain the current ratio and net debt-to-capital ratio at a range considered reasonable. The net debt-to-capital ratio of the Group is negative as at 31 December 2023 and 2022.

	2023	2022
Current ratio	29.52	26.02

4 CRITICAL ACCOUNTING ESTIMATES AND JUDGEMENTS

Estimates and judgements are continually evaluated and are based on historical experience and other factors, including expectations of future events that are believed to be reasonable under the circumstances.

The Group makes estimates and assumptions concerning the future. The resulting accounting estimates will, by definition, seldom equal the related actual results. The estimates and assumptions that have a significant risk of causing a material adjustment to the carrying amounts of assets and liabilities within the next financial year are addressed below.

Impairment assessment of interests in joint ventures and associates

Interests in joint ventures and associates are tested for impairment whenever events or changes in circumstances indicate that the carrying amount may not be recoverable.

During the year ended 31 December 2022, Vesta Terminal B.V. ("Vesta"), a joint venture, performed impairment assessments on its non-current assets as the significant changes in geopolitical situation caused by the outbreak of Russia-Ukraine conflict in February on its business operation, financial performance and future prospects indicate impairment indicators existed with its non-current assets. Vesta recognised an valuation loss on certain non-current assets, primarily related to its Estonian storage area in Europe. The Groups' share of the related valuation loss amounts to HK\$261,112,000.

During the year ended 31 December 2023, Vesta entered into a sale and purchase agreement with the other shareholder who jointly controls Vesta, whereby Vesta agrees to sell and the other shareholder agrees to purchase the entire equity interest in Vesta Terminal Tallinn ("VTT"), a subsidiary of Vesta operating in Estonia for a cash consideration of EUR4.25 million. Disposal of VTT is expected to be completed in 2024. Accordingly, an impairment loss is recognised by Vesta to write down VTT to its recoverable amount as at 31 December 2023. The Group's share of the related impairment loss amounts to HK\$7.7 million.

4 CRITICAL ACCOUNTING ESTIMATES AND JUDGEMENTS (CONTINUED)

Impairment assessment of interests in joint ventures and associates (Continued)

In view of the uncertainties of the global business environment, the Group continued to perform an impairment assessment on its interest in Vesta as at 31 December 2023. The interest in Vesta is identified as a single CGU for such impairment assessment purpose. The recoverable amount, which is the value-in-use (“VIU”) estimated using discounted cash flow model, amounted to HK\$982 million (EUR113 million). The VIU calculation was based on key assumptions, including (i) forecast revenue which was primarily based on committed revenue contracts; (ii) forecast revenue growth based on management’s expectation and relevant market indexes; (iii) terminal grow rate made with reference to relevant market indexes and (iv) pre-tax discount rate of 8% per annum, which is based on estimated cost of capital reflecting the current market assessment of the time value of money.

The valuation is highly sensitive to certain key assumptions, in particular, revenue and discount rate. The valuation will further reduce the headroom following the changes of certain key assumptions such as:

- A 1% decrease in revenue would reduce the headroom by HK\$39 million (EUR4 million)
- A 100 basis points increase in the discount rate would reduce the headroom by HK\$162 million (EUR19 million)

Based on the impairment assessment, no impairment loss or reversal of impairment loss is recognised during the year ended 31 December 2023.

5 SEGMENT REPORTING

The Group manages its businesses by divisions, which are organised by its business lines (products and services). In a manner consistent with the way in which information is reported internally to the Group’s chief operating decision-maker (“**CODM**”) for the purposes of resource allocation and performance assessment, the Group has identified two reportable segments, namely, crude oil jetty and storage services and vessel chartering and logistics services. All operating segments which fulfill the aggregation criteria under HKFRS 8, *Operating segments* have been identified by the Group’s CODM and aggregated in arriving at the reportable segments of the Group.

- Crude oil jetty and storage services: this segment provides crude oil transportation, unloading, storage and other jetty services for oil tankers. Currently, the Group’s activities in this regard, including those carried out through its joint ventures and associate, are carried out in the PRC, Europe and the Middle East.
- Vessel chartering and logistics services: this segment provides vessel chartering services for liquefied natural gas transportation. Currently, the Group’s activities in this regard are mainly carried out through its joint venture and associate in the PRC, Australia and Papua New Guinea.

For the purposes of assessing segment performance and allocating resources between segments, the Group’s CODM monitors the results, assets and liabilities attributable to each reporting segment on the following basis:

5 SEGMENT REPORTING (CONTINUED)

Segment assets included all assets, except for cash and cash equivalents, time deposits with original maturity of more than three months, investment properties, dividend receivables from joint ventures and associates, properties in Hong Kong classified as right-of-use assets, unallocated other receivables and property, plant and equipment. Segment liabilities exclude unallocated other payables, income tax payable, lease liabilities, and deferred income tax liabilities. The Group's CODM has determined to present segment assets, liabilities and results of joint ventures and associates under respective segments.

Revenue and expenses are allocated to the reportable segments with reference to revenue generated by those segments and the expenses incurred by those segments or which otherwise arise from the depreciation of assets attributable to those segments.

The measure used for reporting segment profit is "segment results". Segment results include the operating profit generated by the segments and finance costs directly attributable to the segments. Items that are not specifically attributed to individual segments, such as unallocated other income, unallocated other finance income, unallocated depreciation and other corporate costs or income are excluded from segment results.

In addition to receiving segment information concerning segment results, management is also provided with segment information concerning interest income, depreciation and additions to non-current segment assets of each segments.

NOTES TO THE FINANCIAL STATEMENTS

5 SEGMENT REPORTING (CONTINUED)

Information regarding the Group's reportable segments as provided to the Group's CODM for the purposes of resource allocation and assessment of segment performance for the year ended is set out as follows:

(a) Segment results, assets and liabilities

(i) As at and for the year ended 31 December 2023:

For the year ended 31 December 2023

	Crude oil jetty and storage services HK\$'000	Vessel chartering and logistics services HK\$'000	Total HK\$'000
Segment revenue	609,872	–	609,872
Inter-segment revenue	–	–	–
Revenue from external customers	609,872	–	609,872
Segment results			
– Subsidiary	214,603	–	214,603
– Joint ventures	731,374	66,972	798,346
– Associates	167,301	12,045	179,346
	1,113,278	79,017	1,192,295
Other unallocated corporate net income			208,501
Profit before income tax			1,400,796
Income tax expenses			(102,310)
Profit for the year			1,298,486

For the year ended 31 December 2023

	Crude oil jetty and storage services HK\$'000	Vessel chartering and logistics services HK\$'000	Total HK\$'000
Other segment items			
Finance income	2,708	–	2,708
Depreciation			
– Property, plant and equipment	(132,225)	–	(132,225)
– Right-of-use assets	(5,734)	–	(5,734)
Additions to non-current segment assets	104,751	–	104,751
Reversal on impairment loss on trade and other receivables	2	–	2
Loss on disposal of property, plant and equipment (Note 7)	(474)	–	(474)

5 SEGMENT REPORTING (CONTINUED)

(a) Segment results, assets and liabilities (Continued)

(i) As at and for the year ended 31 December 2023: (Continued)

As at 31 December 2023

	Crude oil jetty and storage services HK\$'000	Vessel chartering and logistics services HK\$'000	Total HK\$'000
Segment assets			
– Subsidiary	1,558,196	–	1,558,196
– Joint ventures	5,290,711	1,421,662	6,712,373
– Associates	999,813	75,447	1,075,260
	7,848,720	1,497,109	9,345,829
Unallocated assets			
– Cash and cash equivalents			1,837,352
– Time deposits with original maturity of more than three months			3,987,998
– Other receivables			114,483
– Investment properties			16,100
– Right-of-use assets			
• properties in Hong Kong			14,023
– Dividend receivable from a joint venture			709,055
– Property, plant and equipment			1,046
– Intangible assets			1,337
			6,681,394
Total assets			16,027,223
Segment liabilities	215,181	–	215,181
Unallocated liabilities			
– Other payables			85,317
– Income tax payable			723
– Lease liabilities			14,023
– Deferred income tax liabilities			195,248
			295,311
Total liabilities			510,492

NOTES TO THE FINANCIAL STATEMENTS

5 SEGMENT REPORTING (CONTINUED)

(a) Segment results, assets and liabilities (Continued)

(ii) As at and for the year ended 31 December 2022:

For the year ended 31 December 2022

	Crude oil jetty and storage services HK\$'000	Vessel chartering and logistics services HK\$'000	Total HK\$'000 (Restated)
Segment revenue	616,064	–	616,064
Inter-segment revenue	–	–	–
Revenue from external customers	616,064	–	616,064
Segment results			
– Subsidiary	493,571	–	493,571
– Joint ventures (Note (a))	431,388	109,015	540,403
– Associates	164,677	6,998	171,675
	1,089,636	116,013	1,205,649
Other unallocated corporate expense, net (Note (b))			(595,915)
Profit before income tax			609,734
Income tax expenses			(207,068)
Profit for the year			402,666

Notes:

- (a) The share of results of joint ventures within crude oil jetty and storage services segment includes the Group's share of valuation loss of HK\$261,112,000 in relation to the Group's interest in Vesta (Note 4).
- (b) Other unallocated corporate expense, net includes the impairment loss on non-current assets of PT. West of HK\$629,772,000.

For the year ended 31 December 2022

	Crude oil jetty and storage services HK\$'000	Vessel chartering and logistics services HK\$'000	Total HK\$'000
Other segment items			
Finance income	1,200	–	1,200
Depreciation			
– Property, plant and equipment	(113,021)	–	(113,021)
– Right-of-use assets	(5,443)	–	(5,443)
Additions to non-current segment assets	299,803	–	299,803
Impairment loss on trade and other receivables	(1)	–	(1)
Gain on disposal of property, plant and equipment (Note 7(b))	249,476	–	249,476

5 SEGMENT REPORTING (CONTINUED)

(a) Segment results, assets and liabilities (Continued)

(ii) As at and for the year ended 31 December 2022: (Continued)

As at 31 December 2022

	Crude oil jetty and storage services HK\$'000	Vessel chartering and logistics services HK\$'000	Total HK\$'000 (Restated)
Segment assets			
– Subsidiary	2,060,338	–	2,060,338
– Joint ventures	5,710,207	962,187	6,672,394
– Associates	992,476	70,669	1,063,145
	8,763,021	1,032,856	9,795,877
Unallocated assets			
– Cash and cash equivalents			2,490,097
– Time deposit with original maturity of more than three months			3,000,000
– Other receivables			47,987
– Investment properties			17,337
– Right-of-use assets			
• properties in Hong Kong			4,760
– Dividend receivable from an associate			2,527
– Property, plant and equipment			1,282
			5,563,990
Total assets			15,359,867
Segment liabilities			
	215,866	–	215,866
Unallocated liabilities			
– Other payables			94,149
– Income tax payable			33
– Lease liabilities			5,399
– Deferred income tax liabilities			177,889
			277,470
Total liabilities			493,336

NOTES TO THE FINANCIAL STATEMENTS

5 SEGMENT REPORTING (CONTINUED)

(b) Analysis of information by geographical regions

During the years ended 31 December 2023 and 2022, all of the Group's revenue was generated from the customers located in the PRC.

The following tables set out information about the geographical information of the Group's non-current assets and total assets which are based on the geographical location of the assets.

Non-current assets

	2023 HK\$'000	2022 HK\$'000
The PRC	6,284,352	6,784,840
Europe	860,990	813,048
Hong Kong	1,529,123	1,055,692
United Arab Emirates	601,322	620,880
Other regions	493	544
Total non-current assets	9,276,280	9,275,004

Total assets

	2023 HK\$'000	2022 HK\$'000
The PRC	7,331,996	7,647,035
Hong Kong	7,226,016	6,261,810
Europe	860,990	813,048
Indonesia	6,406	16,550
United Arab Emirates	601,322	620,880
Other regions	493	544
Total assets	16,027,223	15,359,867

(c) Major customers

For the purpose of disclosure under segment reporting, the 2023 revenue from provision of crude oil jetty and storage service derived from transactions with branches and subsidiaries of Sinopec Group, including Sinopec Corp (Guangzhou Branch) and Sinopec Fuel Oil Sales Corporation Limited, amounted to approximately HK\$548,366,000 (2022: HK\$568,318,000), representing 90% of the Group's total revenue (2022: 92%).

6 REVENUE

Disaggregation of revenue from contracts with customers by major service lines is as follows:

	2023 HK\$'000	2022 HK\$'000
Revenue from contracts with customers within the scope of HKFRS 15		
– Provision of crude oil jetty services (Note)	477,920	480,385
Revenue from other sources		
Rental revenue from operating leases with customers		
– Lease payments that are fixed or depend on an index or a rate	63,122	71,043
– Variable lease payments that do not depend on an index or a rate	68,830	64,636
	131,952	135,679
	609,872	616,064

Note: Revenue from provision of crude oil jetty services is recognised at a point in time.

7 OTHER INCOME AND OTHER GAINS, NET

	2023 HK\$'000	2022 HK\$'000
Other income:		
– Rental income from investment properties	2,399	2,033
– Government grants:		
– Value-added tax refund	11,422	7,650
– Amortisation of deferred government grant	3,262	1,443
– Employment Support Scheme in Hong Kong (Note (a))	–	566
– Interest income from loans to:		
– Joint ventures	53,130	54,926
– An associate	2,484	2,774
– Management fee income from a joint venture	4,207	3,943
	76,904	73,335
Other gains/(losses):		
– Net foreign exchange gains	4,186	4,027
– Net (losses)/gains on disposal of property, plant and equipment (Note (b))	(474)	249,479
– Others	(5)	15
	3,707	253,521
	80,611	326,856

NOTES TO THE FINANCIAL STATEMENTS

7 OTHER INCOME AND OTHER GAINS, NET (CONTINUED)

Notes:

- (a) In 2022, the Group successfully applied for funding support from the Employment Support Scheme under the Anti-epidemic Fund, set up by the Hong Kong Government. The purpose of the funding is to provide financial support to employers to retain their current employees or hire more employees when the business revives. Under the terms of the grant, the Group is required to employ a sufficient number of employees with reference to its proposed employee headcounts in each subsidy month.
- (b) To cope with the need of reclamation from a local construction project, Huade Petrochemical Co., Ltd. (“**Huade Petrochemical**”), a subsidiary wholly owned by the Group, entered into an agreement with an independent third party, whereby the original submarine pipeline owned by Huade Petrochemical (the “**Original Pipeline**”) was demolished in exchange for a new submarine pipeline (the “**New Pipeline**”). In 2022, the demolition of the Original Pipeline, the construction and valuation of construction work of the New Pipeline and the exchange of the two pipelines were completed. As a result, a pre-tax gain of RMB214,481,000 (equivalent to HK\$249,716,000) was recognised in 2022, and the relevant tax expense amounted to HK\$62,429,000.

8 EXPENSES BY NATURE

	2023	2022
	HK\$'000	HK\$'000
Depreciation		
– property, plant and equipment (Note 18)	132,436	113,123
– investment properties (Note 19)	1,237	1,238
– right-of-use assets (Note 17)	14,172	24,028
Amortisation		
– Intangible assets	151	–
Employee benefit expenses, including directors’ remuneration (Note 9)	149,131	155,246
Auditor’s remuneration		
– the Company	2,000	2,000
– subsidiaries	3,302	3,103
– under-provisions of prior years	–	295
– non-audit services	–	–
Expenses relating to short-term leases		
– hire of a property	1,729	1,928

9 EMPLOYEE BENEFIT EXPENSES

	2023 HK\$'000	2022 HK\$'000
Wages, salaries and other benefits	133,615	140,581
Retirement benefit scheme contributions	15,516	14,665
	149,131	155,246

The Group operates a MPF Scheme under the Hong Kong Mandatory Provident Fund Schemes Ordinance for employees employed under the jurisdiction of the Hong Kong Employment Ordinance. The MPF Scheme is a defined contribution retirement plan administered by independent trustees. Under the MPF Scheme, the employer and its employees are each required to make contributions to the plan at 5% of the employees' relevant income, subject to a cap of a monthly relevant income of HK\$30,000. Contributions to the plan vest immediately.

The Group's subsidiaries established in the PRC have participated in defined contribution retirement schemes organised by respective local government. These subsidiaries are required to make contributions to the respective scheme at certain percentage of the employees' relevant basic salaries. Contributions to the schemes vest immediately.

There are no forfeited contributions for the MPF Scheme as the contributions are fully vested to the employees upon payments to the MPF Scheme.

There are no forfeited contributions for the PRC retirement schemes as the contributions are fully vested to the employees upon payments to the PRC retirement schemes.

As at 31 December 2023, there was no material outstanding contribution to employee retirement benefits. The Group does not have any other material obligations other than the contributions described above.

NOTES TO THE FINANCIAL STATEMENTS

9 EMPLOYEE BENEFIT EXPENSES (CONTINUED)

(a) Five highest paid individuals

Of the five individuals whose emoluments were the highest, one (2022: one) is director whose emoluments are disclosed in Note 32(a). The aggregate of the emoluments in respect of the other four (2022: four) individuals are as follows:

	2023 HK\$'000	2022 HK\$'000
Salaries and other benefits-in-kind	5,163	5,261
Bonuses	5,512	5,172
Retirement scheme contributions	–	–
	10,675	10,433

The emoluments of the four (2022: four) individuals with the highest emoluments are within the following bands:

Emolument bands	Number of individuals	
	2023	2022
HK\$2,000,001 – HK\$2,500,000	1	1
HK\$2,500,001 – HK\$3,000,000	2	2
HK\$3,000,001 – HK\$3,500,000	1	1
	4	4

10 FINANCE INCOME

	2023 HK\$'000	2022 HK\$'000
Finance income:		
– Deposits at banks and related financial institutions	237,262	77,702
	237,262	77,702

11 FINANCE COSTS

	Note	2023 HK\$'000	2022 HK\$'000
Finance costs:			
– from lease liabilities	17	1,082	852
		1,082	852

12 SUBSIDIARIES

The following is a list of subsidiaries as at 31 December 2023 and 2022:

	Place of incorporation/ establishment and type of legal entity	Principal country of operation	Principal activities	Particulars of issued and paid up capital/ registered capital	Proportion of ordinary shares and voting powers at 31 December			
					% held by the Group in 2023	% held by the Group in 2022	% held by non-controlling interests in 2023	% held by non-controlling interests in 2022
Directly held								
Sinomart KTS Development Ltd. (“ Sinomart Development ”) (經貿冠德發展有限公司)	Hong Kong/Limited liability company	Hong Kong	Trading of crude oil and rendering vessel chartering services	185,250,050 ordinary shares of HK\$1 each and 10,000 non-voting deferred shares of HK\$1 each (Note (b))	100%	100%	–	–
Kantons International Investment Ltd. (“ KII ”) (冠德國際投資有限公司)	British Virgin Islands/ Limited liability company	Hong Kong	Investment holding	3,000,000 ordinary shares of US\$1 each	100%	100%	–	–
Indirectly held								
Huade Petrochemical (Note (a)) (惠州市大亞灣華德石化有限公司)	The PRC/Limited liability company	The PRC	Operating crude oil jetty and ancillary facilities	Registered capital US\$93,758,200	100%	100%	–	–
PT. West Point	Jakarta, Indonesia/ Limited liability company	Batam, Indonesia	Provision of oil supporting services	100,000,000 shares of US\$1 each	95%	95%	5%	5%

Notes:

- (a) Huade Petrochemical holds business licence with a term of 35 years expiring in 2029.
- (b) Holders of non-voting defined shares have no rights to dividends or to receive notice of or to attend or vote at any general meeting of Sinomart Development or to participate in any distribution on winding up.

There was no material non-controlling interest during the year.

The English name of certain companies referred in this financial statements represent management’s best effort at translating the Chinese names of these companies as no English names have been registered.

NOTES TO THE FINANCIAL STATEMENTS

13 INTERESTS IN ASSOCIATES

	2023 HK\$'000	2022 HK\$'000
Cost of unlisted investments	419,030	419,030
Share of:		
– Post-acquisition results	1,740,619	1,561,273
– Other comprehensive income	(113,254)	(95,851)
Dividend received	(1,006,509)	(859,961)
Share of net assets	1,039,886	1,024,491
Loan to an associate	35,374	38,654
	1,075,260	1,063,145

Loan to an associate is unsecured and interest bearing at fixed rate and are wholly repayable within 20 years after the vessels construction project undertaken by the associate is completed. Principal and interest of the loan is repayable quarterly. The effective interest rate for the loan is 6.8% (2022: 6.8%).

The following list contains only the particulars of the Group's associates, all of which are unlisted corporate entities:

Note	Principal activities	Place of incorporation/ establishment	Particulars of issued and paid up capital/ registered capital	Proportion of ordinary shares and voting powers at 31 December		
				% held by the Group in 2023	% held by the Group in 2022	
Indirectly held						
	(a)	Provision of logistic service	The PRC	Registered capital RMB180,000,000	50%	50%
		Zhan Jiang Port Petrochemical Jetty Co., Ltd. ("Zhan Jiang Port Petrochemical Terminal") (湛江港石化碼頭有限責任公司)				
		Transportation of liquefied natural gas	Hong Kong	Ordinary shares of US\$5,000,000	30%	30%
		East China LNG Shipping Investment Co., Limited ("East China LNG") (中國東方液化天然氣運輸投資有限公司)				

(a) The directors have assessed that even though Sinomart Development owns 50% of the issued capital of this entity, it only has significant influence but not joint control over the entity.

Set out below is the summarised financial information for Zhan Jiang Port Petrochemical Terminal, which is considered material to the Group's consolidated financial statements.

13 INTERESTS IN ASSOCIATES (CONTINUED)

Summarised Statement of Financial Position

	Zhan Jiang Port Petrochemical Terminal	
	2023 HK\$'000	2022 HK\$'000
Current		
Cash and cash equivalents	362,590	272,578
Other current assets	12,341	26,874
Total current assets	374,931	299,452
Financial liabilities (excluding trade payables)	(38,876)	(70,367)
Other current liabilities	(49,150)	(43,827)
Total current liabilities	(88,026)	(114,194)
Non-current		
Assets	1,733,403	1,812,434
Financial liabilities	(20,928)	(12,989)
Total non-current net assets	1,712,475	1,799,445
Net assets	1,999,380	1,984,703

Summarised Income Statement and Statement of Comprehensive Income

	Zhan Jiang Port Petrochemical Terminal	
	2023 HK\$'000	2022 HK\$'000
Revenue	714,403	674,120
Depreciation and amortisation	(96,882)	(87,497)
Interest income	6,062	4,992
Interest expense	(355)	(416)
Other expenses	(236,567)	(205,145)
Profit before income tax	386,661	386,054
Income tax expense	(52,060)	(56,699)
Profit after tax	334,601	329,355
Other comprehensive income	(35,697)	(185,861)
Total comprehensive income	298,904	143,494
Dividends declared by the associate	142,113	172,453

The information above reflects the amounts presented in the financial statements of the associate (i.e. not the Group's attributable share) adjusted for differences in accounting policies between the Group and the associate.

NOTES TO THE FINANCIAL STATEMENTS

13 INTERESTS IN ASSOCIATES (CONTINUED)

Reconciliation of summarised financial information

Reconciliation of the summarised financial information presented to the carrying amount of its interest in an associate.

	Zhan Jiang Port Petrochemical Terminal	
	2023 HK\$'000	2022 HK\$'000
Net assets	1,999,380	1,984,703
Interest in an associate (%)	50%	50%
Group's share of net assets in an associate	999,690	992,352
Goodwill	123	123
Carrying value	999,813	992,475

The Group has interest in another immaterial associate. The following table analyses the share of profit and other comprehensive income and carrying amount of this associate.

	2023 HK\$'000	2022 HK\$'000
Share of profit	12,045	6,997
Share of other comprehensive income	446	11,799
Share of total comprehensive income	12,491	18,796
Carrying amount of interest in the associate	40,073	32,016

14 INTERESTS IN JOINT VENTURES

	2023 HK\$'000	2022 HK\$'000
Cost of unlisted investments (Note)	5,012,484	4,468,763
Less: impairment allowance on interest in a joint venture	(156,551)	(156,551)
Share of:		
– Post-acquisition results	7,747,735	6,949,389
– Other comprehensive income	(644,263)	(591,972)
Dividend received	(6,182,744)	(4,964,094)
Share of net assets	5,776,661	5,705,535
Loans to joint ventures	935,712	966,859
	6,712,373	6,672,394

Note: During the year ended 31 December 2023, the Group agreed to inject additional capital in proportion to its shareholding to a joint venture in the vessel chartering and logistics service segment amounting to US\$95,305,000. The proceeds are intended to be used for the design, construction, purchase and operation of three LNG vessels. As of 31 December 2023, the Group has completed injection amounting to US\$69,525,000 (equivalent to approximately HK\$543,721,000), of which US\$14,210,000 (equivalent to approximately HK\$111,129,000) was settled by offsetting against cash dividend declared by the joint venture. For details, please refer to the Company's announcement dated 22 August 2023.

14 INTERESTS IN JOINT VENTURES (CONTINUED)

Loans to joint ventures are unsecured and interest bearing at fixed rate and are wholly repayable within 20 years after the vessels construction project in the joint ventures is completed. The effective interest rate for the loans is 5.6% (2022: 5.6%).

Details of the Group's interests in the joint ventures are as follows:

Indirectly held	Note	Principal activities	Place of establishment	Particulars of issued and paid up capital/ registered capital	Measurement method	Proportion of ordinary shares and voting powers at 31 December	
						% held by the Group in 2023	% held by the Group in 2022
Ningbo Shihua Crude Oil Terminal Co., Ltd. (寧波實華原油碼頭有限公司)	(a)	Operation of crude oil jetty and its ancillary facilities	The PRC	Registered capital RMB80,000,000	Equity	50%	50%
Qingdao Shihua Crude Oil Terminal Co., Ltd. ("Qingdao Shihua") (青島實華原油碼頭有限公司)	(a)	Operation of crude oil jetty and its ancillary facilities	The PRC	Registered capital RMB1,000,000,000	Equity	50%	50%
Tianjin Port Shihua Crude Oil Terminal Co., Ltd. (天津港實華原油碼頭有限公司)	(a)	Operation of crude oil jetty and its ancillary facilities	The PRC	Registered capital RMB482,660,000	Equity	50%	50%
Rizhao Shihua Crude Oil Terminal Co., Ltd. ("Rizhao Shihua") (日照實華原油碼頭有限公司)	(a)	Operation of crude oil jetty and its ancillary facilities	The PRC	Registered capital RMB1,080,000,000	Equity	50%	50%
Tangshan Caofeidian Shihua Crude Oil Terminal Co., Ltd. ("Caofeidian Shihua") (唐山曹妃甸實華原油碼頭有限公司)	(a)	Operation of crude oil jetty and its ancillary facilities	The PRC	Registered capital RMB289,610,000	Equity	90%	90%
China Energy Shipping Investment Co., Ltd. (中國能源運輸投資有限公司)	(b)	Vessel chartering services	Hong Kong	Ordinary shares of US\$146,888,000	Equity	49%	49%
Fujairah Oil Terminal FZC ("FOT")	(c)	Provision of oil storage services	Fujairah	100,000 shares of US\$1 each	Equity	50%	50%
Vesta	(d)	Transit, transhipment and storage of petrochemical products, oil shale derived products, and other cargo and provision of associated services	Netherlands	18,002 shares of EUR1 each have been issued and fully paid	Equity	50%	50%

14 INTERESTS IN JOINT VENTURES (CONTINUED)

Notes:

- (a) The acquisition of the five joint ventures was completed in October 2012. The Directors believe the acquisition of the five joint ventures is consistent with the development strategy of the Group, and will bring long-term strategic benefits to the Group, including: creation of one of Asia's largest oil terminal businesses and attractive growth profile driven from China's long-term projected energy consumption growth, increasing scale and strengthens competitive advantage of Group's core business, increasing profitability and stability of earnings and creation of a platform for future development of the Group.

The directors have also determined that the Group does not control Caofeidian Shihua, even though Sinomart Development owns 90% of the issued capital of this entity. It is not a controlled entity of Sinomart Development, because decisions for financial and operating activities can only be passed with a unanimous consent of all members in the Board. Therefore, Sinomart Development is not able to use its power over the entity to affect those returns.

- (b) The Directors are of the opinion that the formation of the joint venture for participating in the LNG transportation under the Group's Australia Pacific LNG Project is beneficial for the Group to further expand its logistics business, and enhance the Group's profitability through sharing profit from the transportation link in the LNG business chain.
- (c) In January 2012, the Group entered into an acquisition agreement to acquire 50% of the equity interest of FOT from Concord Energy Oil Terminal (Hong Kong) Limited at a consideration of US\$25,050,000, equivalent to approximately HK\$195,390,000. The acquisition was completed in January 2013. The directors of the Company had conducted a fair value assessment of identifiable assets of the investment and goodwill, totalled HK\$55,844,000 was recognised in the interests in joint ventures in year 2013.

The Directors consider that the acquisition of FOT is in line with the Group's business development strategy of providing oil storage facilities and related logistics services and expanding into new markets.

To support the project financing of FOT, the Group pledged its 50% equity interest for the bank loans of FOT as at 31 December 2023 and 2022.

- (d) In October 2012, the Group entered into an acquisition agreement to acquire 50% of the equity interest in Vesta from Mercuria Energy Group at a consideration of Euro 128,600,000, equivalent to approximately HK\$1,377,682,000. The acquisition was completed in April 2013. The directors of the Company had conducted a fair value assessment of identifiable net assets of the investment and goodwill of HK\$493,400,000 was recognised in the interests in joint ventures in year 2013.

The Directors consider that the acquisition of Vesta provides the Group with a good opportunity to develop its experience in operating and managing overseas storage facilities and achieve rapid expansion in the European bulk liquid storage terminals business.

14 INTERESTS IN JOINT VENTURES (CONTINUED)

Summarised financial information

Set out below are the summarised financial information for Vesta, Qingdao Shihua and Rizhao Shihua which are considered material to the Group's consolidated financial statements.

Summarised Statement of Financial Position

	Vesta		Qingdao Shihua		Rizhao Shihua	
	2023 HK\$'000	2022 HK\$'000	2023 HK\$'000	2022 HK\$'000	2023 HK\$'000	2022 HK\$'000
Current						
Cash and cash equivalents	149,392	48,854	701,670	1,348,281	239,589	197,985
Other current assets	29,430	19,988	982,702	259,606	95,742	181,803
Total current assets	178,822	68,842	1,684,372	1,607,887	335,331	379,788
Financial liabilities (excluding trade payables)	–	–	(844,358)	(119,265)	(5,693)	(12,834)
Other current liabilities	(72,333)	(75,785)	(478,894)	(366,803)	(37,345)	(141,164)
Total current liabilities	(72,333)	(75,785)	(1,323,252)	(486,068)	(43,038)	(153,998)
Non-current						
Assets	1,340,193	1,314,672	2,507,890	2,602,792	2,456,803	2,557,168
Financial liabilities	(370,801)	(326,829)	(23,758)	(17,105)	–	–
Other liabilities	(27,599)	(28,502)	–	–	–	–
Total non-current net assets	941,793	959,341	2,484,132	2,585,687	2,456,803	2,557,168
Net assets	1,048,282	952,398	2,845,252	3,707,506	2,749,096	2,782,958

NOTES TO THE FINANCIAL STATEMENTS

14 INTERESTS IN JOINT VENTURES (CONTINUED)

Summarised Income Statement and Statement of Comprehensive Income

	Vesta		Qingdao Shihua		Rizhao Shihua	
	2023	2022	2023	2022	2023	2022
	HK\$'000	HK\$'000	HK\$'000	HK\$'000	HK\$'000	HK\$'000
Revenue	440,366	333,576	1,546,577	1,828,783	592,450	570,943
Depreciation and amortization	(146,366)	(117,216)	(151,759)	(157,328)	(69,843)	(73,226)
Impairment	(15,498)	(522,224)	–	–	–	–
Interest income	2,692	6	18,064	12,327	2,931	4,849
Interest expense	(23,044)	(19,740)	–	–	–	–
Other expenses	(209,982)	(196,382)	(581,901)	(803,089)	(95,467)	(80,937)
Profit/(loss) before income tax	48,168	(521,980)	830,981	880,693	430,071	421,629
Income tax expense	(24,006)	(21,790)	(219,205)	(224,567)	(91,380)	(89,022)
Profit/(loss) after tax	24,162	(543,770)	611,776	656,126	338,691	332,607
Other comprehensive income	71,722	(143,186)	(55,920)	(314,714)	(45,693)	(285,881)
Total comprehensive income	95,884	(686,956)	555,856	341,412	292,998	46,726

The information above reflects the amounts presented in the financial statements of the joint ventures, adjusted for differences in accounting policies between the Group and the joint ventures (i.e. not the Group's attributable share).

Reconciliation of summarised financial information

	Vesta		Qingdao Shihua		Rizhao Shihua	
	2023	2022	2023	2022	2023	2022
	HK\$'000	HK\$'000	HK\$'000	HK\$'000	HK\$'000	HK\$'000
Opening net assets	952,398	1,639,354	3,707,506	3,366,094	2,782,958	3,086,222
Profit/(loss) profit for the year	24,162	(543,770)	611,776	656,126	338,691	332,607
Other comprehensive income	71,722	(143,186)	(55,920)	(314,714)	(45,693)	(285,881)
Dividend declared	–	–	(1,418,110)	–	(326,860)	(349,990)
Closing net assets	1,048,282	952,398	2,845,252	3,707,506	2,749,096	2,782,958
Interests in joint ventures (%)	50%	50%	50%	50%	50%	50%
Group's share of net assets in joint ventures	524,141	476,199	1,422,626	1,853,753	1,374,548	1,391,479
Goodwill	493,400	493,400	7,609	7,609	4,237	4,237
Less: provision for impairment	(156,551)	(156,551)	–	–	–	–
Carrying value	860,990	813,048	1,430,235	1,861,362	1,378,785	1,395,716

The Group has interests in a number of individually immaterial joint ventures. The following table analyses, in aggregate, the share of profits and other comprehensive income and carrying amount of these joint ventures.

14 INTERESTS IN JOINT VENTURES (CONTINUED)

Reconciliation of summarised financial information (Continued)

	2023	2022
	HK\$'000	HK\$'000
Share of profit	311,031	317,921
Share of other comprehensive income	(37,345)	195,557
Share of total comprehensive income	273,686	513,478
Carrying amount of interests in these joint ventures	2,106,651	1,635,409

Commitments and contingent liabilities in respect of joint ventures

The Group has the following commitments relating to its joint ventures as at 31 December 2023 and 2022:

	2023	2022
	HK\$'000	HK\$'000
Share of joint ventures' commitments		
– Contracted for acquisition of property, plant and equipment	36,351	60,966
Capital commitments to a joint venture	201,488	–

There were no contingent liabilities relating to the Group's interests in the joint ventures as at 31 December 2023.

15 INCOME TAX EXPENSES

	Note	2023	2022
		HK\$'000	HK\$'000 (Restated)
Current income tax:			
– Hong Kong profits tax	(b)	3,831	2,870
– PRC corporate income tax	(c)	77,985	192,617
		81,816	195,487
Deferred income tax charged	(d), 29	20,494	11,581
		102,310	207,068

- (a) The Company was incorporated in Bermuda as an exempted company with limited liability under the Companies Law of the Bermuda and, accordingly, is exempted from payment of the Bermuda income tax.
- (b) Hong Kong profits tax has been provided at the rate of 16.5% (2022: 16.5%) on the estimated assessable profit for the year.
- (c) Except for withholding tax on dividend as explained in Note (d), the provision for PRC corporate income tax is based on statutory income tax rate of 25% of the assessable income of a subsidiary of the Group as determined in accordance with the relevant income tax rules and regulations of the PRC (2022: 25%).
- (d) Dividend distribution out of profit of foreign-invested enterprises earned in the PRC subsequent to 1 January 2008 is subject to withholding tax at tax rate of 5% or 10%. During the year, withholding tax was provided for portion of the relevant undistributed profits of the Group's subsidiaries, joint ventures and associates established in the PRC at tax rate of 5% (2022: 5%).

NOTES TO THE FINANCIAL STATEMENTS

15 INCOME TAX EXPENSES (CONTINUED)

- (e) The tax on the Group's profit before income tax less share of results of joint ventures and associates differs from the theoretical amount that would arise using the principal applicable tax rate as follows:

	2023 HK\$'000	2022 HK\$'000 (Restated)
Profit before income tax	1,400,796	609,734
Less: Share of results of joint ventures	(798,346)	(540,403)
Share of results of associates	(179,346)	(171,675)
	423,104	(102,344)
Tax calculated at domestic tax rates applicable to profits in the respective tax jurisdictions	88,054	25,067
Income not subject to tax	(34,570)	(13,400)
Expenses not deductible for tax purposes	544	109,238
Withholding tax on undistributed profits	44,748	80,499
Under/(over)-provision in prior years	78	(1,078)
Effect of temporary differences not recognised	(1,129)	–
Tax losses not recognised	4,585	6,742
Income tax expenses	102,310	207,068

16 EARNINGS PER SHARE

The calculation of basis earnings per share are based on the following data:

	2023	2022 (Restated)
Earnings (in HK\$'000)		
Profit attributable to equity holders of the Company:	1,298,612	434,907
Number of shares		
Weighted average number of ordinary shares in issue (in thousand)	2,486,160	2,486,160
Basic earnings per share (HK cents per share)	52.23	17.49

Diluted earnings per share is the same as the basic earnings per share as there were no dilutive potential ordinary shares in the current and prior years.

17 RIGHT-OF-USE ASSETS AND LEASE LIABILITIES

This note provides information for leases where the Group is a lessee.

(i) Amounts recognised in the consolidated statement of financial position

The consolidated statement of financial position shows the following amounts relating to leases:

	As at 31 December 2023 HK\$'000	As at 31 December 2022 HK\$'000
Right-of-use assets		
Properties	43,635	33,713
Prepaid land lease payments	30,892	33,233
Total right-of-use assets	74,527	66,946
	As at 31 December 2023 HK\$'000	As at 31 December 2022 HK\$'000
Lease liabilities		
Current	7,220	7,110
Non-current	36,869	27,910
	44,089	35,020

(ii) Amounts recognised in the consolidated statement of comprehensive income

	Notes	2023 HK\$'000	2022 HK\$'000
Depreciation of right-of-use assets by class of underlying assets			
Properties		10,794	6,712
Prepaid land lease payments		3,378	17,316
	8	14,172	24,028
Finance costs	11	1,082	852
Impairment loss by class of underlying assets			
Prepaid land lease payments		–	543,516

The total cash outflow for leases in 2023 was HK\$11,815,000 (2022: HK\$9,577,000).

NOTES TO THE FINANCIAL STATEMENTS

18 PROPERTY, PLANT AND EQUIPMENT

	Buildings held for own use and leasehold improvements HK\$'000	Jetty structures HK\$'000	Jetty facilities HK\$'000	Plant and machinery HK\$'000	Furniture, fixtures and equipment HK\$'000	Motor vehicle and vessels HK\$'000	Construction in progress HK\$'000	Total HK\$'000
Year ended 31 December 2022								
Opening net book amount	20,448	603,152	555,234	11,518	37,141	1,841	278,757	1,508,091
Currency translation differences	(2,003)	(48,886)	(75,436)	(3,542)	49	(210)	(23,009)	(153,037)
Additions	-	-	43,569	-	-	-	257,428	300,997
Disposals	-	-	(3,377)	-	-	-	-	(3,377)
Transfers	-	-	394,555	3,185	661	5,016	(403,417)	-
Impairment	-	-	-	-	-	-	(86,256)	(86,256)
Depreciation charge	(1,566)	(55,742)	(48,767)	(3,854)	(2,954)	(240)	-	(113,123)
Closing net book amount	16,879	498,524	865,778	7,307	34,897	6,407	23,503	1,453,295
At 31 December 2022								
Cost	55,333	1,772,575	1,901,556	157,330	181,252	111,111	23,503	4,202,660
Accumulated depreciation	(38,454)	(1,274,051)	(1,035,778)	(150,023)	(146,355)	(104,704)	-	(2,749,365)
Net book amount	16,879	498,524	865,778	7,307	34,897	6,407	23,503	1,453,295

	Buildings held for own use and leasehold improvements HK\$'000	Jetty structures HK\$'000	Jetty facilities HK\$'000	Plant and machinery HK\$'000	Furniture, fixtures and equipment HK\$'000	Motor vehicle and vessels HK\$'000	Construction in progress HK\$'000	Total HK\$'000
Year ended 31 December 2023								
Opening net book amount	16,879	498,524	865,778	7,307	34,897	6,407	23,503	1,453,295
Currency translation differences	(285)	(6,503)	(11,986)	(772)	(129)	(68)	(2,010)	(21,753)
Additions	-	-	-	-	-	1,016	97,035	98,051
Disposals	(243)	-	-	(2)	(110)	(119)	-	(474)
Transfers (Note)	-	(46,173)	(8,614)	59,974	26,898	477	(32,562)	-
Depreciation charge	(1,441)	(42,479)	(58,745)	(25,216)	(3,924)	(631)	-	(132,436)
Closing net book amount	14,910	403,369	786,433	41,291	57,632	7,082	85,966	1,396,683
At 31 December 2023								
Cost	53,094	1,668,765	1,850,419	247,114	217,939	109,917	85,966	4,233,214
Accumulated depreciation	(38,184)	(1,265,396)	(1,063,986)	(205,823)	(160,307)	(102,835)	-	(2,836,531)
Net book amount	14,910	403,369	786,433	41,291	57,632	7,082	85,966	1,396,683

Note: During the year ended 31 December 2023, the Group has reclassified certain items within Jetty structures and Jetty facilities to Plant and machinery and Furniture, fixtures and equipment to better reflect the similarity of nature and use in operations. Such reclassification does not result in change in residual value. However, the estimated useful life of certain items has been changed to reflect the actual usage conditions of these assets more accurately. In particular, the estimate useful lives of the affected items range from 12 to 30 years before the change and the range has become 5 to 30 years after the change. The change in estimated useful life is considered as a change in accounting estimates and is accounted for prospectively without retrospective adjustment. Therefore, such change does not have any impact on the historical financial position or operating results of the Group. Following such change, the depreciation expense decreased by approximately HK\$6,339,000 for the year ended 31 December 2023, which has also affected the Group's profit for the same period.

18 PROPERTY, PLANT AND EQUIPMENT (CONTINUED)

Jetty facilities leased out under operating leases

	HK\$'000
Year ended 31 December 2022	
Opening net book amount	231,376
Currency translation differences	(18,589)
Depreciation charge	(26,434)
Closing net book amount	186,353
At 31 December 2022	
Cost	631,534
Accumulated depreciation	(445,181)
Net book amount	186,353
Year ended 31 December 2023	
Opening net book amount	186,353
Currency translation differences	(2,643)
Transfer from construction in progress	12,392
Depreciation charge	(21,637)
Closing net book amount	174,465
At 31 December 2023	
Cost	634,838
Accumulated depreciation	(460,373)
Net book amount	174,465

The Group leases out certain jetty facilities under operating leases. The leases typically run for an initial period of two to three years, with an option to renew the lease after that date at which time all terms are renegotiated. The undiscounted lease payments under non-cancellable operating leases in place at the reporting date will be receivable by the Group in future periods are RMB11,717,000 per annum in the next year (2022: RMB61,019,000 per annum in the next year).

19 INVESTMENT PROPERTIES

	2023 HK\$'000	2022 HK\$'000
At 1 January	17,337	18,575
Depreciation charge for the year	(1,237)	(1,238)
At 31 December	16,100	17,337

As at 31 December 2023, the Group had no contractual obligations for future repairs and maintenance (2022: Nil).

NOTES TO THE FINANCIAL STATEMENTS

19 INVESTMENT PROPERTIES (CONTINUED)

All investment properties of the Group are carried at their costs less accumulated depreciation and any accumulated impairment losses as at 31 December 2023. For disclosure purposes, the fair values of investment properties have been estimated at the market value by reference to recent market transactions in comparable properties. The fair value of the investment properties as at 31 December 2023 is estimated to be approximately HK\$81,200,000 (2022: HK\$93,900,000). An independent valuation of the Group's investment properties was performed by the valuer, Asset Appraisal Limited, to determine the fair value of the investment properties as at 31 December 2023 and 2022. The following table analyses the investment properties measured at fair value, by valuation method.

Fair value hierarchy

	Fair value measurements As at 31 December 2023 using			
	Quoted prices in active markets for identical assets (Level 1) HK\$'000	Significant other observable inputs (Level 2) HK\$'000	Significant unobservable inputs (Level 3) HK\$'000	
	Description			
	Fair value measurements Investment properties:			
– Residential (HK and Macau)	–	–	46,100	
– Commercial (HK)	–	–	35,100	
	–	–	81,200	

	Fair value measurements As at 31 December 2022 using			
	Quoted prices in active markets for identical assets (Level 1) HK\$'000	Significant other observable inputs (Level 2) HK\$'000	Significant unobservable inputs (Level 3) HK\$'000	
	Description			
	Fair value measurements Investment properties:			
– Residential (HK and Macau)	–	–	56,200	
– Commercial (HK)	–	–	37,700	
	–	–	93,900	

19 INVESTMENT PROPERTIES (CONTINUED)

Information about Level 3 fair value measurements

	Valuation techniques	Unobservable input	Range
Investment properties:			
– Residential (HK and Macau) and commercial (HK)	Market comparison approach	Premium on quality and location of the buildings	0.2% to 10% (2022: 0.2% to 10%)

The fair value of the residential properties is determined using market comparison approach by reference to recent sales price of comparable properties in close proximity on a price per square foot basis, adjusted for factors specific to the quality and location of the Group's properties. Higher premium for higher quality buildings will result in a higher fair value measurement.

There were no changes in valuation techniques during the year.

The movements during the period in the balance of these Level 3 fair value measurements are as follows:

	2023 HK\$'000	2022 HK\$'000
Investment properties		
– Residential (HK and Macau) and commercial (HK)		
At 1 January	93,900	97,900
Fair value adjustment	(12,700)	(4,000)
At 31 December	81,200	93,900

The Group leases out investment properties under operating leases. Leases typically run for one to two years. None of the leases includes contingent rentals. As at 31 December 2023, the total future minimum lease payments under non-cancellable operating leases are HK\$326,000 and are receivable within one year (2022: HK\$1,045,000 receivable within one year).

(a) Amounts recognised in income statement for investment properties

	2023 HK\$'000	2022 HK\$'000
Rental income	2,399	2,033
Direct operating expenses from property that generated rental income	(1,894)	(243)
	505	1,790

NOTES TO THE FINANCIAL STATEMENTS

20 TRADE AND OTHER RECEIVABLES

	2023 HK\$'000	2022 HK\$'000
Trade receivables		
– Related parties	88,326	534,665
– Others	5,550	1,421
	93,876	536,086
Other receivables		
– Dividend receivable from an associate	–	2,527
– Dividend receivable from a joint venture	709,055	–
– Interest receivables	111,262	32,414
– Others	7,925	19,620
	828,242	54,561
	922,118	590,647

The Group grants credit periods of 30 to 90 days or one year from the invoice date to its customers.

The ageing analysis of the trade receivables based on invoice date was as follows:

	2023 HK\$'000	2022 HK\$'000
Within 1 month	52,356	46,896
1 to 2 months	15,199	42,643
2 to 3 months	26,321	42,384
3 to 12 months	–	404,163
	93,876	536,086

The carrying amounts of the Group's trade and other receivables are denominated in the following currencies:

	2023 HK\$'000	2022 HK\$'000
HK\$	114,461	35,757
RMB	807,635	540,133
US\$	22	14,757
	922,118	590,647

Further details on the Group's credit policy and credit risk arising from trade and other receivables are set out in Note 3.1(c).

21 INVENTORIES

	2023 HK\$'000	2022 HK\$'000
Spare parts	3,475	4,119
	3,475	4,119

22 CASH AND CASH EQUIVALENTS

	2023 HK\$'000	2022 HK\$'000
Cash at bank and on hand	681,634	110,939
Deposits at bank	417,700	1,593,445
Deposits at related financial institutions	738,018	785,713
Cash and cash equivalents	1,837,352	2,490,097

Deposits at related financial institutions primarily represent deposit placed at Sinopec Century Bright Capital Investment Ltd. and Sinopec Finance Co., Ltd, financial institutions registered with the Hong Kong Monetary Authority and China Banking Regulatory Commission respectively.

As at 31 December 2023, cash and cash equivalents situated in the PRC amounted to RMB856,912,000 (2022: RMB284,017,000). Remittance of funds out of the PRC is subject to relevant rules and regulations of foreign exchange control.

The carrying amounts of cash and cash equivalents are denominated in the following currencies:

	2023 HK\$'000	2022 HK\$'000
RMB	946,362	318,114
HK\$	462,806	1,274,261
US\$	426,409	897,242
Euro	30	29
Others	1,745	451
	1,837,352	2,490,097

While cash and cash equivalents are also subject to the impairment requirements of HKFRS 9, the identified impairment loss was immaterial.

NOTES TO THE FINANCIAL STATEMENTS

23 TIME DEPOSITS WITH ORIGINAL MATURITY OF MORE THAN THREE MONTHS

The time deposits held by the Group is with original maturity of more than three months and less than one year.

The carrying amount of time deposits are denominated in the following currencies:

	2023 HK\$'000	2022 HK\$'000
HK\$	3,072,000	3,000,000
US\$	915,998	–

While the time deposits are also subject to the impairment requirements of HKFRS 9, the identified impairment loss was immaterial.

24 SHARE CAPITAL

	2023		2022	
	Number of Shares '000	Amounts HK\$'000	Number of Shares '000	Amounts HK\$'000
Authorised:				
Ordinary shares of HK\$0.1 each	10,000,000	1,000,000	10,000,000	1,000,000
Issued and fully paid:				
At 1 January and 31 December	2,486,160	248,616	2,486,160	248,616

The holders of ordinary shares are entitled to receive dividends as declared from time to time and are entitled to one vote per share at meetings of the Company. All ordinary shares rank equally with regard to the Company's residual assets.

25 RESERVES

- (a) The merger reserve of the Group represents (i) the difference between the nominal amount of the share capital of the subsidiaries acquired and the nominal value of the share capital of the Company issued for the acquisition under a Group reorganisation carried out in 1999 and (ii) the difference between the consideration paid by the Group and the existing book value of the net assets of Yu Ji Pipeline Company at the time of common control combination occurred in 2015.

The merger reserve resulted from the common control combination of Yu Ji Pipeline Company was transferred to retained earnings in 2020, together with the balance of Yu Ji Pipeline Company's general reserve and specific reserve due to the disposal of the 100% equity interest in Yu Ji Pipeline Company.

25 RESERVES (CONTINUED)

- (b) The general reserves of the Group represent the general reserve and enterprise development fund reserve applicable to subsidiaries which were established in accordance with the relevant PRC regulations. Neither the reserve nor the fund is available for distribution.

The PRC entities are required to transfer at least 10% of its net profit for the year, as determined under the PRC accounting rules and regulations, to the general reserve until the reserve balance reaches 50% of the paid-up capital. The transfer to this reserve must be made before distribution of dividends to equity owners. The general reserve can be utilised to offset prior year's losses or converted into paid-up capital.

In accordance with the articles of association of the PRC subsidiary, the board of directors can determine the percentage of appropriation each year to transfer a portion of its net profit to the enterprise development fund, which can be used for future development for the enterprise or converted into paid-up capital.

The general reserves also included the excess of the consideration paid over the carrying value of the net assets acquired in respect of the acquisition of a 30% equity interest in Huade Petrochemical from Sinopec Guangzhou Petrochemical Complex in 2006 amounted to a debit balance of HK\$141,279,000.

- (c) According to relevant PRC regulations, the Group is required to transfer an amount to specific reserve for the safety production fund based on the annual turnover of crude oil jetty services in the PRC.

26 DIVIDENDS

(a) Dividends payable to equity holders of the Company attributable to the year

	2023 HK\$'000	2022 HK\$'000
Interim dividend declared and paid of HK\$10 cents per ordinary share (2022: HK\$8 cents per ordinary share)	248,616	198,893
Final dividend proposed after the end of the reporting period of HK\$15 cents per ordinary share (2022: HK\$12 cents per ordinary share)	372,924	298,339
	621,540	497,232

A final dividend in respect of the year ended 31 December 2023 of HK\$15 cents per share, amounting to a total dividend of HK\$372,924,000 is to be proposed at the annual general meeting on 6 June 2024. The final dividend to be proposed after the end of the reporting period has not been recognised as a liability at the end of the reporting period.

NOTES TO THE FINANCIAL STATEMENTS

26 DIVIDENDS (CONTINUED)

(b) Dividends payable to equity holders of the Company attributable to the previous financial year, approved and paid during the year

	2023 HK\$'000	2022 HK\$'000
Final dividend in respect of the previous financial year, approved and paid during the year, of HK\$12 cents per ordinary share (2022: HK\$12 cents per share)	298,339	298,339

27 NOTES TO THE CONSOLIDATED STATEMENT OF CASH FLOWS

(a) Cash generated from operations

	Note	2023 HK\$'000	2022 HK\$'000
Profit before income tax:		1,400,796	609,734
Adjustments for:			
Depreciation			
– Property, plant and equipment	18	132,436	113,123
– Investment properties	19	1,237	1,238
– Right-of-use assets	17	14,172	24,028
Amortisation of intangible assets		151	–
Amortisation of deferred government grant	7	(3,262)	(1,443)
Finance costs		(1,082)	852
Interest income		(292,876)	(135,402)
Net losses/(gains) on disposal of property, plant and equipment	7	474	(249,479)
Impairment loss on right-of-use assets	17	–	543,516
Impairment loss on property, plant and equipment	18	–	86,256
Share of results of joint ventures	14	(798,346)	(540,403)
Share of results of associates	13	(179,346)	(171,675)
Changes in working capital:			
Decrease/(increase) in inventories		586	(357)
Decrease in trade and other receivables		447,032	72,196
Increase/(decrease) in trade and other payables		20,135	(61,274)
Cash generated from operations		742,107	290,910

27 NOTES TO THE CONSOLIDATED STATEMENT OF CASH FLOWS (CONTINUED)

(b) Reconciliation of liabilities arising from financing activities

	Dividend payable HK\$'000	Lease liabilities HK\$'000	Total HK\$'000
Balance at 1 January 2022	25	22,812	22,837
Changes from financing cash flows:			
Repayment of lease liabilities	–	(7,649)	(7,649)
Dividend paid	(497,232)	–	(497,232)
Total changes from financing cash flows	(497,232)	(7,649)	(504,881)
Other changes			
Increase in lease liabilities from entering into new leases during the year	–	19,970	19,970
Net exchange and translation difference	–	(965)	(965)
Finance cost charged to profit or loss	–	852	852
Dividend declared	497,232	–	497,232
Balance at 31 December 2022	25	35,020	35,045

	Dividend payable HK\$'000	Lease liabilities HK\$'000	Total HK\$'000
Balance at 1 January 2023	25	35,020	35,045
Changes from financing cash flows:			
Repayment of lease liabilities	–	(10,086)	(10,086)
Dividend paid	(546,955)	–	(546,955)
Total changes from financing cash flows	(546,955)	(10,086)	(557,041)
Other changes			
Increase in lease liabilities from entering into new leases during the year	–	21,136	21,136
Net exchange and translation difference	–	(899)	(899)
Finance cost charged to profit or loss	–	(1,082)	(1,082)
Dividend declared	546,955	–	546,955
Balance at 31 December 2023	25	44,089	44,114

NOTES TO THE FINANCIAL STATEMENTS

28 TRADE AND OTHER PAYABLES

	2023 HK\$'000	2022 HK\$'000
Trade payables		
– Related parties	573	738
– Others	44,843	36,480
	45,416	37,218
Other payables		
– Amounts due to immediate, intermediate holding companies and other related parties	2,968	15,357
– Accrued charges	133,058	90,726
	136,026	106,083
	181,442	143,301

The amounts due to immediate, intermediate holding companies and other related parties are unsecured, interest free and repayable on demand.

The ageing analysis of the trade payables based on the invoice date was as follows:

	2023 HK\$'000	2022 HK\$'000
Within 1 month	18,001	9,370
1 to 3 months	197	153
3 to 12 months	514	618
Over 12 months	26,704	27,077
	45,416	37,218

The carrying amounts of the Group's trade and other payables are denominated in the following currencies:

	2023 HK\$'000	2022 HK\$'000
HK\$	35,900	33,385
RMB	101,591	54,540
US\$	10,071	22,254
Others	33,880	33,122
	181,442	143,301

29 DEFERRED INCOME TAX LIABILITIES

The gross movements on the deferred income tax account are as follows:

	Undistributed profits of a subsidiary in the PRC HK\$'000	Undistributed profits of joint ventures in the PRC HK\$'000	Undistributed profits of an associate in the PRC HK\$'000	Accelerated tax depreciation HK\$'000	Right-of-use assets HK\$'000	Lease liabilities HK\$'000	Total HK\$'000
At 31 December 2021, as previously reported	14,460	80,025	34,411	48,374	-	-	177,270
Adjustment for change in accounting policy	-	-	-	-	2,849	(3,006)	(157)
At 1 January 2022 (restated)	14,460	80,025	34,411	48,374	2,849	(3,006)	177,113
Charged/(credited) to income statement (Note 15) (restated)	17,624	(7,516)	(1,157)	2,655	4,815	(4,840)	11,581
Exchange differences (restated)	(1,174)	(2,765)	(2,680)	(4,201)	(426)	441	(10,805)
At 31 December 2022 (restated)	30,910	69,744	30,574	46,828	7,238	(7,405)	177,889
At 1 January 2023	30,910	69,744	30,574	46,828	7,238	(7,405)	177,889
Charged/(credited) to income statement (Note 15)	7,754	14,410	1,152	(2,717)	113	(218)	20,494
Exchange differences	(439)	(1,495)	(556)	(650)	(102)	107	(3,135)
At 31 December 2023	38,225	82,659	31,170	43,461	7,249	(7,516)	195,248

Deferred income tax assets are recognised for tax loss carry-forwards to the extent that the realisation of the related tax benefit through future taxable profits is probable. The Group did not recognise deferred income tax assets in respect of tax losses attributable to a subsidiary of HK\$527,932,000 (2022: HK\$531,636,320), as the directors consider it is not probable that future taxable profits against which the losses can be utilised will be available in the relevant tax jurisdiction and entity.

30 COMMITMENTS

As at 31 December 2023, the outstanding capital commitments not provided for in the financial statements were as follows:

	2023 HK\$'000	2022 HK\$'000
Contracted for but not provided for	45,308	32,665

NOTES TO THE FINANCIAL STATEMENTS

31 MATERIAL RELATED PARTY TRANSACTIONS

(a) Transactions with intermediate holding company and other related parties

The Group is part of a larger Group of companies under Sinopec Group, which is owned by the PRC government, and has significant transactions and relationship with Sinopec Group and its subsidiaries.

During the year, the Group had the following significant transactions with Sinopec Group companies, joint ventures and an associate:

	2023 HK\$'000	2022 HK\$'000
Sinomart Development		
Interest income from a fellow subsidiary	41,511	5,170
Professional fee expense to a fellow subsidiary	232	2,125
KII		
Interest income from a fellow subsidiary	793	600
Huade Petrochemical		
Jetty service fees from an intermediate holding company (Note (i)(a))	495,653	511,626
Jetty service fees from a fellow subsidiary (Note (i)(a))	3,268	2,125
Fuel oil jetty service fees from a fellow subsidiary (Note (i)(b))	49,445	54,567
Insurance premium paid to a fellow subsidiary (Note (i)(c))	(5,343)	(1,104)
Interest income from a fellow subsidiary	1,205	1,200
Oil products purchased from a related party (Note (i)(d))	(4,148)	(4,099)
Construction fee to a related party	(5,389)	–
Joint ventures and an associate		
Interest income from:		
– Joint ventures (Note 7)	53,130	54,926
– An associate (Note 7)	2,484	2,774
Management fees income from a joint venture (Note 7)	4,207	3,943

The related party transactions in respect of jetty service fees from an intermediate holding company, fuel oil jetty service fees from a fellow subsidiary, oil products purchased from a related party and interest income from fellow subsidiaries constitute continuing connected transaction as defined in Chapter 14A of the Listing Rules. The disclosures required by Chapter 14A of the Listing Rules are provided in section headed “Connected Transactions” of this annual report.

Other than the above mentioned related party transactions, the related party transactions disclosed in the above constitute connected transactions or continuing connected transactions as defined in Chapter 14A of the Listing Rules. However, those transactions are exempt from the disclosure requirement in Chapter 14A of the Listing Rules as they are either below the de minimis threshold under Rule 14A.76(a) or covered by a waiver obtained from The Stock Exchange of Hong Kong Limited on 25 June 1999, more details of which are set out in the section headed “Connected Transactions” of this annual report.

31 MATERIAL RELATED PARTY TRANSACTIONS (CONTINUED)

(a) Transactions with intermediate holding company and other related parties (Continued)

The balances with related parties are disclosed in Notes 20, 22 and 28 to the financial statements.

The directors of the Company are of the opinion that the above transactions with related parties were conducted in the ordinary course of business and on normal commercial terms or in accordance with the agreements governing such transactions, and this has been confirmed by the independent non-executive directors.

Notes:

- (i) Huade Petrochemical
- (a) The jetty service fees were charged in accordance with the relevant service agreements and at rates based on the state-prescribed price regulated and standardised by the Ministry of Transport and government-approved prices approved by the Guangdong Provincial Price Supervision and Inspection and Anti-Trust Bureau in the PRC.
 - (b) The fuel oil jetty service fees were charged in accordance with the Sinopec Fuel Oil Sales Company Limited Framework Master Agreement, with reference to, among other factors, law and regulations, market conditions, normal commercial terms, trade customs and the principle of fairness.
 - (c) The insurance premium was calculated at rates that are set and revised by the ultimate holding company from time to time under the framework of the relevant provisions of a document jointly issued by the ultimate holding company and the Ministry of Finance in the PRC in 1998.
 - (d) The transaction price for purchasing oil products was determined in accordance with the state-prescribed prices of diesel published by the National Development and Reform Commission.

(b) Transactions with key management personnel

Key management represents directors and senior management of the Company. The compensation paid or payable to key management is shown as below:

	2023	2022
	HK\$'000	HK\$'000
Compensations to key management personnel		
Directors' fees (Note 32(a))	1,520	1,520
Salaries, allowances and benefits-in-kind (Note 32(a))	7,253	7,738
Bonuses (Note 32(a))	3,972	3,627
Total	12,745	12,885

NOTES TO THE FINANCIAL STATEMENTS

31 MATERIAL RELATED PARTY TRANSACTIONS (CONTINUED)

(c) Transactions with other state-controlled entities in the PRC

Apart from the aforementioned transactions with the Sinopec Group, associates and joint ventures, the Group also has transactions with other state-controlled entities. These transactions include but not limited to (i) jetty services fees; (ii) construction work; (iii) rendering and receiving services; and (iv) use of public utilities.

These transactions are conducted in the ordinary course of the Group's business.

32 BENEFITS ON INTERESTS OF DIRECTORS

(a) Directors' and chief executives emoluments

The remuneration of the directors for the years ended 31 December 2023 and 2022 are set out below:

2023

	Fees HK\$'000	Salaries HK\$'000	Discretionary Bonus HK\$'000	Allowances and benefits in kind HK\$'000	Employer's contribution to retirement benefit scheme HK\$'000	Total HK\$'000
Executive directors						
Chen Yaohuan (Chairman)	-	-	-	-	-	-
Yang Yanfei	-	-	-	-	-	-
Zhong Fuliang	-	-	-	-	-	-
Ren Jiajun	-	-	-	-	-	-
Zou Wenzhi	-	-	-	-	-	-
Mo Zhenglin	-	-	-	-	-	-
Sang Jinghua (General Manager)	-	925	1,409	1,545	-	3,879
Independent non-executive directors						
Tam Wai Chu, Maria	380	-	-	-	-	380
Fong Chung, Mark	380	-	-	-	-	380
Wong Yau Kar, David	380	-	-	-	-	380
Wong Pui Sze, Priscilla	380	-	-	-	-	380
	1,520	925	1,409	1,545	-	5,399

32 BENEFITS ON INTERESTS OF DIRECTORS (CONTINUED)

(a) Directors' and chief executives emoluments (Continued)

2022

	Fees HK\$'000	Salaries HK\$'000	Discretionary Bonus HK\$'000	Allowances and benefits in kind HK\$'000	Employer's contribution to retirement benefit scheme HK\$'000	Total HK\$'000
Executive directors						
Chen Yaohuan (Chairman)	-	-	-	-	-	-
Yang Yanfei	-	-	-	-	-	-
Zhong Fuliang	-	-	-	-	-	-
Ren Jiajun	-	-	-	-	-	-
Zou Wenzhi	-	-	-	-	-	-
Mo Zhenglin	-	-	-	-	-	-
Sang Jinghua (General Manager)	-	865	1,802	1,100	-	3,767
Independent non-executive directors						
Tam Wai Chu, Maria	380	-	-	-	-	380
Fong Chung, Mark	380	-	-	-	-	380
Wong Yau Kar, David	380	-	-	-	-	380
Wong Pui Sze, Priscilla	380	-	-	-	-	380
	1,520	865	1,802	1,100	-	5,287

(b) Directors' retirement benefits

No retirement benefits were paid to any director and the chief executive of the Company or its subsidiary undertaking during the year (2022: nil).

(c) Consideration provided to third parties for making available directors' services

During the years ended 31 December 2023 and 2022, no emoluments was paid to any director of the Company and the Group as an inducement to join or upon joining the Group, or as compensation for loss of office.

(d) Directors' material interests in transactions, arrangements or contracts

No significant transactions, arrangements and contracts in relation to the Group's business to which the Company was a party and in which a director of the Company had a material interest, whether directly or indirectly, subsisted at the end of the year or at any time during the year.

NOTES TO THE FINANCIAL STATEMENTS

33 STATEMENT OF FINANCIAL POSITION AND RESERVE MOVEMENT OF THE COMPANY

Statement of Financial Position of the Company

	Note	As at 31 December	
		2023 HK\$'000	2022 HK\$'000
Assets			
Non-current assets			
Investments in subsidiaries		9,584,139	9,659,858
Current assets			
Other receivables		–	35
Cash and cash equivalents		87	38
Total current assets		87	73
Total assets		9,584,226	9,659,931
Equity and liabilities			
Equity attributable to owners of the Company			
Share capital		248,616	248,616
Reserves	(a)	9,331,661	9,406,406
Total equity		9,580,277	9,655,022
Liabilities			
Current liabilities			
Trade and other payables		3,949	4,909
Total liabilities		3,949	4,909
Total equity and liabilities		9,584,226	9,659,931
Net current liabilities		(3,862)	(4,836)
Total assets less current liabilities		9,580,277	9,655,022

The statement of financial position of the Company was approved by the Board of Directors on 21 March 2024 and was signed on its behalf:

Chen Yaohuan
Chairman

Sang Jinghua
Executive Director

33 STATEMENT OF FINANCIAL POSITION AND RESERVE MOVEMENT OF THE COMPANY (CONTINUED)

(a) Reserve movement of the Company

	Share premium HK\$'000	Contributed surplus HK\$'000	Retained earnings HK\$'000	Total HK\$'000
At 1 January 2022	6,300,684	242,397	2,887,337	9,430,418
Interim dividends declared in respect of the current year	–	–	(198,893)	(198,893)
Total comprehensive income for the year	–	–	473,220	473,220
Final dividends declared in respect of the prior year	–	–	(298,339)	(298,339)
At 31 December 2022	6,300,684	242,397	2,863,325	9,406,406
At 1 January 2023	6,300,684	242,397	2,863,325	9,406,406
Interim dividends declared in respect of the current year	–	–	(248,616)	(248,616)
Total comprehensive income for the year	–	–	472,210	472,210
Final dividends declared in respect of the prior year	–	–	(298,339)	(298,339)
At 31 December 2023	6,300,684	242,397	2,788,580	9,331,661

Notes:

- (a) The application of the share premium account is governed by section 40 of Bermuda Companies Act 1981.
- (b) The contributed surplus of the Company represents the differences between the aggregate shareholders' funds of the subsidiaries at the date on which the Company became the holding company of the Group and the nominal amount of the share capital of the Company issued under a Group reorganisation.
- Under the Companies Act 1981 of Bermuda, the contributed surplus account of the Company is available for distribution. However, the Company cannot declare or pay a dividend or make a distribution out of contributed surplus if:
- the Company is, or would after the payment be, unable to pay its liabilities as they become due; or
 - the realisable value of its assets would thereby be less than the aggregate of its liabilities and its issued share capital and share premium accounts.
- (c) At 31 December 2023, the aggregate amount of reserves available for distribution to equity shareholders of the Company, including the contributed surplus and retained earnings, was HK\$3,030,977,000 (2022: HK\$3,105,722,000). After the end of the reporting period, the directors proposed a final dividend of HK\$15 cents (2022: HK\$12 cents) per ordinary share, amounting to HK\$372,924,000 (2022: HK\$298,339,000). The dividend has not been recognised as a liability at the end of the reporting period.

FIVE YEAR FINANCIAL SUMMARY

	2019 HK\$'000 (Restated) (Note a)	2020 HK\$'000	2021 HK\$'000	2022 HK\$'000 (Restated) (Note b)	2023 HK\$'000
Results					
Continuing operations					
Revenue	595,577	601,239	636,517	616,064	609,872
Operating profit/(loss)	182,572	325,902	52,643	(179,194)	186,924
Finance income	367	9,990	21,952	77,702	237,262
Finance costs	(31,397)	(5,342)	(1,147)	(852)	(1,082)
Share of results of associates	185,402	169,936	181,934	171,675	179,346
Share of results of joint ventures	891,211	886,738	901,561	540,403	798,346
Profit before income tax	1,228,155	1,387,224	1,156,943	609,734	1,400,796
Income tax expense	(142,913)	(120,656)	(107,259)	(207,068)	(102,310)
Discontinued operation					
Profit for the year from discontinued operation	199,162	1,034,802	–	–	–
Net profit for the year	1,284,404	2,301,370	1,049,684	402,666	1,298,486
Assets and liabilities (As at 31 December)					
Fixed assets	6,494,675	2,217,999	2,118,498	1,539,465	1,488,647
Interests in associates	954,994	1,041,395	1,151,511	1,063,145	1,075,260
Interests in joint ventures	6,813,973	7,558,826	6,753,155	6,672,394	6,712,373
Net current (liabilities)/assets	(1,871,948)	4,098,937	5,584,131	5,851,040	6,522,275
Deferred income tax liabilities	(146,724)	(164,349)	(177,270)	(177,889)	(195,248)
Government grants	(18,399)	(15,774)	(14,909)	(53,714)	(49,707)
Non-current lease liabilities	(11,709)	(21,943)	(15,943)	(27,910)	(36,869)
Net assets	12,214,862	14,715,091	15,399,173	14,866,531	15,516,731
Equity (As at 31 December)					
Share capital	248,616	248,616	248,616	248,616	248,616
Reserves	11,930,496	14,431,453	15,116,247	14,615,846	15,266,172
Non-controlling interests	35,750	35,022	34,310	2,069	1,943
Total equity	12,214,862	14,715,091	15,399,173	14,866,531	15,516,731
Basic earnings per share for profit attributable to equity holders of the Company					
	HK51.69 cents	HK92.59 cents	HK42.25 cents	HK17.49 cents	HK52.23 cents

Notes:

- (a) Due to the completion of the disposal of Sinopec Yu Ji Pipeline Company Limited, its subsidiary, on 30 September 2020, the comparative financial information of the Group for the year ended 31 December 2019 has been restated to reflect the exclusion of financial information of the disposed subsidiary.
- (b) The comparative financial information of the Group for the year ended 31 December 2022 has been restated to reflect the impact of the application of the Amendments to Hong Kong Accounting Standard 12, *Income taxes: Deferred Tax related to Assets and Liabilities arising from a Single Transaction*.

CORPORATE INFORMATION

EXECUTIVE DIRECTORS

Mr. Chen Yaohuan (*Chairman*)
Mr. Yang Yanfei
Mr. Zhong Fuliang
Mr. Ren Jiajun
Mr. Zou Wenzhi
Mr. Mo Zhenglin
Mr. Sang Jinghua (*General Manager*)

INDEPENDENT NON-EXECUTIVE DIRECTORS

Ms. Tam Wai Chu, Maria
Mr. Fong Chung, Mark
Dr. Wong Yau Kar, David
Ms. Wong Pui Sze, Priscilla

AUDIT COMMITTEE MEMBERS

Mr. Fong Chung, Mark (*Chairman*)
Ms. Tam Wai Chu, Maria
Dr. Wong Yau Kar, David
Ms. Wong Pui Sze, Priscilla

REMUNERATION COMMITTEE MEMBERS

Ms. Tam Wai Chu, Maria (*Chairman*)
Mr. Chen Yaohuan
Mr. Fong Chung, Mark
Dr. Wong Yau Kar, David
Ms. Wong Pui Sze, Priscilla
Mr. Sang Jinghua

NOMINATION COMMITTEE MEMBERS

Dr. Wong Yau Kar, David (*Chairman*)
Mr. Chen Yaohuan
Ms. Tam Wai Chu, Maria
Mr. Fong Chung, Mark
Ms. Wong Pui Sze, Priscilla
Mr. Sang Jinghua

JOINT COMPANY SECRETARIES

Mr. Wang Xiaoming
Ms. Huang He

AUTHORIZED REPRESENTATIVES

Mr. Sang Jinghua
Mr. Wang Xiaoming

AUDITOR

KPMG
Certified Public Accountants
Public Interest Entity Auditor
registered in accordance with
the Financial Reporting Council Ordinance
8/F, Prince's Building
10 Chater Road
Central
Hong Kong

LEGAL ADVISER

Norton Rose Fulbright Hong Kong
38/F, Jardine House
1 Connaught Place
Central
Hong Kong

STATUTORY ADDRESS

Clarendon House, 2 Church Street
Hamilton HM 11, Bermuda

PRINCIPAL PLACE OF BUSINESS IN HONG KONG

34/F, Citicorp Centre,
18 Whitfield Road
Causeway Bay, Hong Kong
Tel: +852-25080228
Fax: +852-25086075
Website: www.sinopec.com.hk
Email: ir.skts@sinopec.com

HONG KONG BRANCH SHARE REGISTRAR AND TRANSFER OFFICE

Tricor Secretaries Limited
17/F, Far East Finance Centre,
16 Harcourt Road
Hong Kong

LISTING INFORMATION

The Stock Exchange of Hong Kong Limited
Stock Code: 934

中石化冠德控股有限公司
SINOPEC KANTONS HOLDINGS LIMITED

香港銅鑼灣威非路道 18 號
萬國寶通中心 34 樓全層
34/F, CitiCorp Centre, 18 Whitfield Rd.,
Causeway Bay, HK.
www.sinopec.com.hk

