



# 华滋国际海洋股份有限公司

Watts International Maritime Company Limited

(Incorporated in the Cayman Islands with limited liability)

Stock code : 2258

Annual Report

# 2023





# CONTENTS

<b>2</b>	Corporate Information
<b>4</b>	Chairman's Statement
<b>7</b>	Management Discussion and Analysis
<b>13</b>	Biographical Details of Directors and Senior Management
<b>18</b>	Report of the Directors
<b>47</b>	Corporate Governance Report
<b>59</b>	Environmental, Social and Governance Report
<b>92</b>	Independent Auditor's Report
<b>100</b>	Consolidated Statement of Comprehensive Income
<b>101</b>	Consolidated Statement of Financial Position
<b>103</b>	Consolidated Statement of Changes in Equity
<b>105</b>	Consolidated Statement of Cash Flows
<b>106</b>	Notes to the Consolidated Financial Statements
<b>193</b>	Five Year Financial Summary
<b>194</b>	Definitions



## Corporate Information

### Directors

#### Executive directors

Mr. Wang Xiuchun (王秀春) (*Chairman*)  
Ms. Wan Yun (萬雲) (*Chief executive officer*)  
Mr. Wang Lijiang (王利江)  
(*concurrently as joint company secretary*)  
Mr. Wang Likai (王利凱)

#### Non-executive director

Mr. Wang Shizhong (王士忠)

#### Independent non-executive directors

Mr. Wang Hongwei (王洪衛)  
Mr. Sun Dajian (孫大建)  
Mr. How Sze Ming (侯思明)

### Audit committee

Mr. Sun Dajian (孫大建) (*Chairman*)  
Mr. How Sze Ming (侯思明)  
Mr. Wang Hongwei (王洪衛)

### Remuneration committee

Mr. How Sze Ming (侯思明) (*Chairman*)  
Mr. Sun Dajian (孫大建)  
Mr. Wang Hongwei (王洪衛)

### Nomination committee

Mr. Wang Hongwei (王洪衛) (*Chairman*)  
Mr. Sun Dajian (孫大建)  
Mr. How Sze Ming (侯思明)

### Joint company secretaries

Mr. Wang Lijiang (王利江)  
Ms. Zhang Xiao (張瀟) (*ACG, HKACG*)

### Authorised representatives

Ms. Wan Yun (萬雲)  
Ms. Zhang Xiao (張瀟)

### Registered address in the Cayman Islands

4th Floor, Harbour Place  
103 South Church Street  
PO Box 10240  
Grand Cayman  
KY1-1002, Cayman Islands

### Principal place of business and headquarters in the PRC

5/F, Tower 17  
2816 Yixian Road  
Baoshan district  
Shanghai, the PRC

### Principal place of business in Hong Kong

40th Floor, Dah Sing Financial Centre  
No. 248 Queen's Road East  
Wan Chai, Hong Kong

## Auditor

### **PricewaterhouseCoopers**

Certified Public Accountants  
Registered Public Interest Entity Auditor  
22/F, Prince's Building  
Central, Hong Kong

## Legal adviser as to Hong Kong law

### **Dentons Hong Kong LLP**

Suite 3201, Jardine House  
1 Connaught Place Central  
Hong Kong

## Principal share registrar and transfer office

### **Harneys Fiduciary (Cayman) Limited**

4th Floor, Harbour Place  
103 South Church Street  
PO Box 10240  
Grand Cayman  
KY1-1002, Cayman Islands

## Hong Kong share registrar

### **Computershare Hong Kong Investor Services Limited**

Shop 1712-1716  
17th Floor, Hopewell Centre  
183 Queen's Road East  
Wan Chai, Hong Kong

## Principal banks

Bank of Communications,  
Shanghai Sanmenlu Sub-branch  
Bank of Communications Co., Ltd.  
Hong Kong Branch

## Company's website

[www.shbt-china.com](http://www.shbt-china.com)

## Stock code

2258



# Chairman's Statement

Revenue of the Group  
for the year amounted to  
approximately RMB2,143.7 million



Dear Shareholders,

On behalf of the Board of Directors (the “**Board**”) of WATTS INTERNATIONAL MARITIME COMPANY LIMITED (the “**Company**”), together with its subsidiaries (the “**Group**”), I am pleased to present the audited annual results and consolidated financial statements of the Group for the year ended 31 December 2023 to all the Shareholders.

The shares of the Group were successfully listed on the main board of The Stock Exchange of Hong Kong Limited on 19 November 2018 (the “**Listing**”). Its principal businesses include port, waterway and marine engineering services, municipal public engineering, construction engineering and environmental technology engineering services. The Group always adhered to the keynote of high-quality development and strived to become a first grade comprehensive construction service enterprise.

In 2023, in the face of the fierce market competition environment, the Group has always adhered to the general principle of seeking progress while maintaining stability. Under the adverse impact of the slight decrease in revenue from municipal public construction business, leveraging on the traditional advantages of port, waterway and marine engineering, the Group continued to optimise its overseas layout, further expanded the market to Malaysia, and achieved a steady and positive overall revenue. The Group recorded revenue of approximately RMB2,143.7 million for the year 2023, of which revenue from marine construction segment was approximately RMB724.6 million and revenue from municipal public construction segment was approximately RMB1,419.1 million. The Group recorded a net profit of approximately RMB30.75 million for the year 2023.

In 2023, the Group improved its overall governance capabilities by continuously adjusting its business structure and optimising resource allocation, and actively promoted the development of environmental technology business on the basis of traditional core business, adhering to the principle of “going global” and further expanding overseas markets.

In 2024, the Group will continue to focus on the goal of high-quality development, continue to optimise internal control, enhance corporate technological innovation, and improve risk resistance. At the same time, the Group will actively promote the transformation and upgrading of traditional business segments, accelerate the layout of emerging segments, and further expand the overall contribution of overseas markets to the Group by taking advantage of overseas development.



## Chairman's Statement

In 2024, the Group will strengthen the monitoring of the domestic and overseas market environment, pay attention to the signs of decline in the municipal engineering construction business, focus on improving quality and efficiency, further optimise resource allocation on the basis of furthering the 4+1 business development strategy, accelerate the transformation and upgrading of each business segment of the Group, promote the construction of a modern industrial chain in the advantageous areas of the traditional construction industry, and increase investment in new technologies and new techniques in the emerging environmental technology business. At the same time, the Group will be based in China, deeply cultivate Southeast Asia, give full play to the pioneering advantages of marine engineering projects in overseas markets, optimise the overseas layout, further promote the international development of the Group, expand the overall income source of the listed group, and improve the long-term returns of Shareholders.

Finally, on behalf of the members of the Board, I would like to take this opportunity to express our heartfelt thanks to our Shareholders, management team, employees, customers, suppliers, subcontractors and other business partners for their support.

Best regards,

**Wang Xiuchun (王秀春)**

*Chairman*

28 March 2024



# Management Discussion and Analysis

The Company is a leading port, waterway, maritime engineering and municipal public engineering services provider in the PRC and is committed to the services of (i) port infrastructure, (ii) waterway engineering, (iii) construction of public infrastructure within cities, (iv) urban greening and (v) construction of buildings.

## Business Review

The Group enjoys grade A qualifications for the general contracting of the port, waterway and marine engineering business, and construction and municipal public engineering business. Therefore, the Group is qualified for inland river, port, waterway and municipal public engineering projects. The Group boasts the strongest construction capacity both in and outside China and a solid customer base. This sustains the stable development of the Group and the maximisation of the return to Shareholders.

In 2023, the Group recorded revenue of RMB2,143.7 million, representing an increase of approximately 3.3% over the year ended 31 December 2022. Among them, the revenue of the municipal public construction segment decreased slightly due to the impact of fierce market competition. However, with the marine construction segment's further expanding the scope and region of business undertaking, especially undertaking new port and terminal construction projects in Malaysia in the second half of 2022, the Group's port, waterway and marine engineering business extended from Indonesia and Brunei to Malaysia, resulting in a noticeable increase in revenue. The Group as a whole optimised its internal management and improved its cost control capabilities. Despite a slight increase in gross profit in 2023, the net profit reached approximately RMB30.75 million, which was satisfactory.

In the year of 2023, China's economy underwent ups and downs and faced new challenges and adverse impacts from the international climate. Facing the foreign demand downslide and inadequate domestic demand, the Group always anchored itself on its core operations, including port, waterway and municipal construction, and with a pioneering and innovative mindset, expanded overseas market of marine engineering business, developed the environmental engineering business and further reinforced its comprehensive competitive strengths.

## Future Plans and Prospect

The slow recovery of the global economy has given birth to the growing demand for interregional transport interconnectivity. The Group will stay committed to improving internal control, strengthening cost control, risk prevention and expanding business scope, with a view to increasing returns to Shareholders.

Judging from the domestic demand, China's domestic economy will tend to recover on the whole, driven by the synergistic effect of macroeconomic policies, while adhering to the general keynote of seeking progress amid stability. However, the domestic economy still faces multiple difficulties and challenges. The effective demand in the domestic market is insufficient, and the social expectations are weak. The competition is becoming increasingly fierce especially in the field of construction engineering. The Group will give full play to its leading advantages in the port, waterway, municipal and construction industries, and strive to consolidate its market share. At the same time, the Group will closely follow the policy of promoting comprehensive ecological environment management, and further expand environmental engineering businesses such as water resources, water environment, water ecological management, and soil pollution prevention and control, so as to facilitate the sustainable development of the Group.



## Management Discussion and Analysis

On the international side, global economic growth drivers are slightly weak, and regional hotspot issues emerge from time to time, indicating a more complex external climate has increased. However, with the recovery of the global economy and the introduction of new technologies, the demand for high-quality economic and social development has given rise to more new business forms and new models, and the development of the international infrastructure industry has shown a new direction of integration. The Group will keep a close eye on international situation dynamics, seek progress while ensuring stability. While continuously improving its risk management and control capabilities, the Group will insist on “going global” and further promote the in-depth and practical development of the high-quality Belt and Road Initiative.

### Financial Overview

#### Revenue

In 2023, the Group’s consolidated revenue was RMB2,143.7 million, representing a year-on-year increase of approximately 3.3% compared with the revenue of RMB2,075.6 million in the previous fiscal year. The main operation income is divided into marine construction segment and municipal public construction segment, with revenue of RMB724.6 million and RMB1,419.1 million, respectively. Revenues from the PRC and Southeast Asia in 2023 were RMB1,841.7 million and RMB302.0 million, respectively.

The increase in the Group’s revenue for the year was mainly due to our active market expansion and accelerated project progress.

#### Cost of sales and profits from main operations

The consolidated cost of sales in 2023 was RMB1,970.1 million, representing an increase of 3.4% from RMB1,904.5 million in 2022. The costs of marine construction segment and municipal public construction segment in 2023 were RMB644.0 million and RMB1,326.1 million, respectively. In 2023, cost incurred in the PRC and Southeast Asia were RMB1,693.4 million and RMB276.7 million, respectively.

Cost of sales mainly consists of the cost of raw materials and consumables used and subcontracting costs. In 2023, cost of raw materials and consumables used and subcontracting costs were RMB989.1 million and RMB809.6 million, representing an increase of 2.8% and 8.9% from RMB962.4 million and RMB743.2 million in 2022, respectively. The main operation profit of the Group depends largely on the location and composition of the project. The consolidated gross profit in 2023 was approximately RMB173.6 million, representing an increase of 1.5% from RMB171.1 million in 2022.

#### Administrative expenses

In 2023, the administrative expenses amounted to RMB83.9 million, decreased by 9.2% as compared with RMB92.4 million in 2022. It was mainly due to our control of administrative expenses. Administrative expenses as a percentage of revenue decreased from 4.5% in 2022 to 3.9% in 2023.

#### Income tax expense

The Group’s income tax expense in 2023 was RMB19.8 million, representing an increase of 52.3% from RMB13.0 million in 2022, mainly due to decrease of super deduction of income tax expenses relating to research and development expenses.

### Trade and other receivables

The Group's net trade and other receivables increased to RMB1,800.5 million as at 31 December 2023 (as at 31 December 2022: RMB1,529.1 million), which mainly comprised progress receivables on projects, receivables on project completion, delivery and settlement, and retention receivables on completed projects. The increase in trade and other receivables in 2023 was mainly due to the increase in bills receivables, progress receivables and retention receivables as domestic and foreign projects progress. The Group has assessed the expected credit losses and has made proper provisions for impairment losses. The Group considers the probability of default upon initial recognition of assets and whether there has been a significant increase in credit risk on an ongoing basis throughout each Reporting Period. To assess whether there is a significant increase in credit risk, the Group compares the risk of default occurring on the asset as at the reporting date with the risk of default as at the date of initial recognition. It considers available reasonable and supportive forward-looking information.

### Trade and other payables

The Group's net trade and other payables decreased to RMB2,216.9 million as at 31 December 2023 (as at 31 December 2022: RMB2,293.9 million), mainly due to strengthening the management of trade and other payables to support the smooth progress of engineering projects.

### Current assets, capital structure and gearing ratio

The Group maintained a healthy liquidity position with net current assets and cash and cash equivalents of approximately RMB345.8 million (as at 31 December 2022: RMB174.2 million) and RMB255.8 million (as at 31 December 2022: RMB540.2 million), respectively as at 31 December 2023. The Group's gearing ratio (calculated by dividing total liabilities by total assets) as at 31 December 2023 was 76.8% (as at 31 December 2022: 78.7%). The increase in net current assets and the decrease in gearing ratio as at 31 December 2023 reflected the Group has strengthened the management of receivables and liabilities and optimised its capital structure. The Group's bank borrowings as at 31 December 2023 amounted to RMB203.2 million (as at 31 December 2022: RMB233.9 million), which are denominated in RMB and with fixed interest rate.

### Foreign exchange

Operations of the Group are mainly conducted in the Major Currencies. The Group did not adopt any hedging policy and the Directors considered that the exposure to foreign exchange risks can be mitigated by using the Major Currencies (i) as principal currencies for contracts entered into by and between the Group and its customers; (ii) to settle payments to our suppliers and operating expenses where possible; and (iii) certain amounts of cash and bank balances are dominated in US\$. In the event that settlements from the Group's customer are received in a currency other than the Major Currencies, such currency will be retained for payment of operating expenditures when necessary and the remaining amount will be converted to HK\$ or US\$ promptly.

### Capital expenditures and commitments

The Group generally finances its capital expenditures by cash flows generated from its operation, and the net proceeds from the Listing provide an additional source of funding to meet its capital expenditure plan.



## Management Discussion and Analysis

### Contingent liabilities

As at 31 December 2023, there are two outstanding claims against Watts Gallop Construction and one outstanding claim against Third Harbour Maritime. According to the legal advisers for the claims, potential liability, legal fees and costs, and interest are not expected to be significant. As such, these legal proceedings individually or in aggregate would not have material financial or operational adverse impact on the Group's consolidated financial statements.

### Charges on assets

As at 31 December 2023, the Group pledged long-term trade receivables with carrying amount of approximately RMB40.6 million (2022: RMB44.1 million) for the long-term bank borrowings amounted to RMB14.5 million (2022: RMB19.5 million).

As at 31 December 2023, bills receivables with a total net book amount of RMB31.7 million were pledged as collateral for the Group's bank borrowings (2022: RMB21.6 million), and no trade receivables was pledged as collateral for the Group's bank borrowings (2022: RMB6.0 million).

### Material acquisition and disposal of subsidiaries, associates and joint ventures

For the year ended 31 December 2023, the Group had no material acquisition and disposal of subsidiaries, associates and joint ventures.

### Significant investment held

As at 31 December 2023, the Group had no significant investment or future plans for significant investments or capital assets.

## Management Discussion and Analysis

## Use of Proceeds

The Group's net proceeds from the Listing was approximately HK\$202.9 million. As at 31 December 2023, the utilisation of net proceeds raised by the Group from the Listing is as below:

(HK\$ million)

	Original allocation of net proceeds as stated in the Prospectus	First revised allocation of net proceeds	Second revised allocation of net proceeds (Note 3)	Unutilised as at 31 December 2022	Utilised during the Reporting Period	Unutilised as at 31 December 2023	Expected timeline for utilisation of the unutilised net proceeds (Note 1)
Funding our capital needs and cash flow under our existing projects in the PRC and Southeast Asia	65.5	21.3	21.3	—	—	—	—
Purchasing new vessels and construction Equipment	35.7	24.5	24.5	—	—	—	—
Funding the capital needs and cash flow under the Group's port, waterway and marine engineering projects (Note 2)	—	44.2	113.0	—	41.0	27.8	December 2024 or before
Purchasing new vessels and construction equipment and repair and maintenance of vessels and construction equipment (Note 2)	—	11.2	11.2	—	—	—	—
Recruiting talent	13.0	13.0	13.0	—	—	—	—
Strategic equity investment	68.8	68.8	—	68.8	—	—	—
General working capital	19.9	19.9	19.9	—	—	—	—
<b>Total</b>	<b>202.9</b>	<b>202.9</b>	<b>202.9</b>	<b>68.8</b>	<b>41.0</b>	<b>27.8</b>	



## Management Discussion and Analysis

### Notes:

1. The expected timeline for utilising the remaining proceeds is based on the best estimation of the future market conditions made by the Group. It will be subject to change based on the current and future development of market conditions.
2. On 17 December 2020, the Board resolved to (i) change the use of the net proceeds for funding capital needs and cash flow under existing projects in the PRC and Southeast Asia which remains unutilised and approved that such amount of approximately HK\$44.2 million shall be reallocated as funding the capital needs and cash flow under the Group's port, waterway and marine engineering projects; and (ii) change the use of net proceeds for purchasing new vessels and construction equipment and approved that the use of such amount of approximately HK\$11.2 million shall be expanded as purchasing new vessels and construction equipment and repair and maintenance of vessels and construction equipment. For details, please refer to the Company's announcement dated 17 December 2020.
3. On 15 June 2023, the Board resolved to change the use of proceeds for strategic equity investment which remains unutilised and approved that such amount of approximately HK\$68.8 million shall be reallocated as funding the capital needs and cash flow under the Group's port, waterway and marine engineering projects. For details, please refer to the Company's announcement dated 15 June 2023.

During the year ended 31 December 2023, the proceeds raised by the Company from the Listing were utilised, or were proposed to be utilised, according to the intentions previously disclosed by the Company.

### Event after the Reporting Period

The Group did not have any significant events subsequent to the Reporting Period.

## Biographical Details of Directors and Senior Management

### Board of Directors

Our Board currently consists of eight Directors, comprising four executive Directors, one non-executive Director and three independent non-executive Directors. The powers and duties of our Board include convening general meetings and reporting our Board's work at our Shareholders' meetings, determining our business and investment plans, preparing our periodic financial budgets and reports, formulating proposals for profit distributions and exercising other powers, functions and duties as conferred by our Articles of Association.

### Executive Directors

**Mr. Wang Xiuchun (王秀春)**, aged 56, was appointed as an executive Director on 9 April 2018, and was appointed as the chairman of the Board on 27 March 2019. Mr. Wang Xiuchun is a distant relative of Mr. Wang Shizhong (王士忠), our non-executive Director. Mr. Wang Xiuchun joined the Group in January 2002 and is primarily responsible for overall management and strategic planning. Mr. Wang Xiuchun is a director of a number of subsidiaries of the Group. From January 1993 to December 1999, Mr. Wang Xiuchun served as a construction engineering team member and project manager at Watts Gallop Construction (formerly known as Fuyang Municipal Engineering Company (富陽市市政工程公司)). From January 2002 to February 2014, Mr. Wang Xiuchun served in various positions in Third Harbor Construction, including manager of the equipment department, administrative deputy general manager, general manager and chairman. During these tenures, he was primarily responsible for production equipment management, administrative and general management, and day-to-day business, management and production operations, respectively. From February 2009 to December 2013, he was also the chairman of Shanghai Watts Gallop Holding Industrial Co., Ltd. (上海華滋奔騰控股集團實業有限公司), where he was primarily responsible for overall management and strategic planning. From January 2014 to August 2017, he was the chairman of Third Harbor Construction, where he was responsible for business planning, development strategies, formulation of major guidelines and policies, and making major business decisions.

Mr. Wang Xiuchun obtained his diploma in industrial and civil architecture from Zhengzhou University (鄭州大學) in the PRC in September 2009 and his diploma in engineering management from Chongqing University (重慶大學) in the PRC in July 2012, both by distant learning.

**Ms. Wan Yun (萬雲)**, aged 45, was appointed as an executive Director on 9 April 2018, and was appointed as the chief executive officer on 27 March 2019. Ms. Wan joined the Group in January 2010 and is primarily responsible for day-to-day business operation and the overall administration. Ms. Wan is a director of a number of subsidiaries of the Group. From July 2002 to June 2006, Ms. Wan was the financial administrator in Fuyang Gallop Real Estate Development Co., Ltd. (富陽奔騰房地產開發有限公司). From January 2006 to December 2009, she served as the secretary to the board of directors of Watts Gallop. From January 2010 to January 2012, she served at Third Harbor Construction as a chief accountant. From January 2012 to February 2018, she was the chief financial officer of Watts Gallop.

Ms. Wan obtained her bachelor of administration with a major in accounting from China Agricultural University (中國農業大學) in the PRC in July 2002.

## Biographical Details of Directors and Senior Management

**Mr. Wang Lijiang (王利江)**, aged 36, was appointed as an executive Director on 9 April 2018. Mr. Wang is also a joint company secretary of the Company. Mr. Wang Lijiang is the nephew of Mr. Wang Shizhong (王士忠), our non-executive Director, the cousin of Mr. Wang Likai (王利凱), our executive Director, and also the son of Mr. Wang Shiqin (王士勤), a controlling shareholder of the Company. Mr. Wang Lijiang joined the Group in March 2014 and is primarily responsible for accounting and financial management. From November 2010 to March 2014, Mr. Wang Lijiang undertook several positions at Eastern Communications Co., Ltd. (東方通信股份有限公司), which is listed on the Shanghai Stock Exchange (stock code: 600776), including senior specialist of the strategic investment department, secretary to the president and overseas manager of the financial equipment department. From March 2014 to December 2016, Mr. Wang Lijiang worked as the manager of the material and equipment department and the assistant to the chairman of Third Harbor Construction, primarily responsible for material purchase and equipment management. From January 2016 to February 2018, he was the executive assistant to the chief executive officer, manager of the human resources administration department and secretary to the board of directors at Jiangsu Watts Energy & Engineering Co., Ltd. (江蘇華滋能源工程有限公司) (formerly known as Jiangsu Watts Offshore & Engineering Co., Ltd. (江蘇華滋海洋工程有限公司)). From February 2016 to February 2018, he also served as the secretary to the board of directors of Watts Gallop.

Mr. Wang Lijiang obtained his bachelor of arts with a major in English (international trade) from the Hefei University of Technology (合肥工業大學) in the PRC in June 2009 and a master's degree in international marketing and entrepreneurship from the University of Essex in England in November 2011.

**Mr. Wang Likai (王利凱)**, aged 31, was appointed as an executive Director on 18 June 2020. Mr. Wang Likai is the son of Mr. Wang Shizhong, our non-executive Director. He is also the cousin of Mr. Wang Lijiang (王利江), our executive director and a joint company secretary, and the nephew of Mr. Wang Shiqin (王士勤), a controlling shareholder of the Company. Mr. Wang Likai joined the Group in May 2020 and is primarily responsible for management of personnel and integration of resources of the Group. Mr. Wang Likai is a director of a number of subsidiaries of the Group. From May 2017 to June 2020, Mr. Wang Likai was the chairman and general manager of Shanghai Watts Property Management Co., Ltd.\* (上海華滋物業管理有限公司). From August 2017 to April 2020, he served as an executive director and general manager of Shanghai Ziguang Property Management Co., Ltd.\* (上海滋廣物業管理有限公司). From October 2018 to April 2020, he was an executive director and general manager of Shanghai Watts Medical Technology Co., Ltd.\* (上海華滋醫療科技有限公司). Mr. Wang Likai has been an executive director and general manager of Shanghai Watts Gallop Holding Industrial Co., Ltd.\* (上海華滋奔騰控股集團實業有限公司) since July 2017 and a director of Jiangsu Watts Energy & Engineering Co., Ltd.\* (江蘇華滋能源工程有限公司) since February 2018.

Mr. Wang Likai obtained his Bachelor of Arts degree from the University of California, Irvine in the United States in March 2016.



## Biographical Details of Directors and Senior Management

### Non-executive Director

**Mr. Wang Shizhong (王士忠)**, aged 59, was appointed as an executive Director on 20 December 2017, and was re-designated from executive director to non-executive director on 18 June 2020. Mr. Wang Shizhong is the father of Mr. Wang Likai, our executive Director, the uncle of Mr. Wang Lijiang, our executive Director and a joint company secretary, the brother of Mr. Wang Shiqin (王士勤), a controlling shareholder of the Company, as well as a distant relative of Mr. Wang Xiuchun, the chairman of the Board and our executive Director. Mr. Wang Shizhong joined the Group in November 2003 and is primarily responsible for advising on strategy and business development of the Group. Mr. Wang is a director of a number of subsidiaries of the Group. From December 1987 to May 2004, Mr. Wang held several positions at Watts Gallop Construction (formerly known as Fuyang Municipal Engineering Company (富陽市市政工程公司)), including general manager and chairman. From May 2004 to December 2007, Mr. Wang was the chairman of Third Harbor Construction. Since November 2003, he has been the chairman of Watts Gallop and Zhejiang Watts Gallop Real Estate Development Co., Ltd. (浙江華滋奔騰房地產開發有限公司) (formerly known as Zhejiang Gallop Real Estate Development Co., Ltd. (浙江奔騰房地產開發有限公司)).

Mr. Wang obtained his diploma in water supply and sewerage from Zhejiang Radio and Television University (浙江廣播電視大學) in the PRC in July 1987.

### Independent Non-executive Directors

**Mr. Sun Dajian (孫大建)**, aged 69, was appointed as our independent non-executive Director on 19 October 2018. Mr. Sun is also the chairman of the Audit Committee and a member of each of the Nomination Committee and Remuneration Committee. From September 1988 to July 1989, Mr. Sun served as a teaching assistant at Shanghai University of Finance and Economics (上海財經大學). From May 1990 to April 2017, Mr. Sun successively served as a certified accountant at Dahua Accountants Firm (大華會計師事務所), the deputy chief accountant, the chief accountant and the financial director at Shanghai Yaohua Pilkington Glass Group Co., Ltd. (上海耀華皮爾金頓玻璃股份有限公司, a glass manufacturer listed on the Shanghai Stock Exchange (Stock Code: 600819)), and a certified public accountant at the Shanghai branch of Zhongxinghua Certified Public Accountants LLP. (中興華會計師事務所 (特殊普通合夥)). From May 2017 to present, Mr. Sun has been working as a certified public accountant at Shanghai New JaHwa CPAs (上海新嘉華會計師事務所有限公司).

Mr. Sun is an independent director of MEGA P&C Advanced Materials (Shanghai) Company Limited (麥加芯彩新材料科技(上海)股份有限公司, stock code: 603062), a company listed on the Shanghai Stock Exchange. In the past three years, Mr. Sun was an independent director of Shanghai Jahwa United Co., Ltd. (上海家化聯合股份有限公司, stock code: 600315), a company listed on the Shanghai Stock Exchange and a supervisor of Zhejiang Haers Vacuum Containers Co., Ltd. (浙江哈爾斯真空器皿股份有限公司, stock code: 002615), a company listed on the Shenzhen Stock Exchange.

Mr. Sun obtained his bachelor in accounting from Shanghai University of Finance and Economics (上海財經大學) in July 1983.

## Biographical Details of Directors and Senior Management

**Mr. How Sze Ming (侯思明)**, aged 47, was appointed as an independent non-executive Director on 19 October 2018. Mr. How is also the chairman of the Remuneration Committee of the Company and a member of each of the Audit Committee and the Nomination Committee. Mr. How has over 20 years of experience in investment banking and business assurance industries. Mr. How had worked for several renowned investment banks with PRC background, including Southwest Securities (HK), CMB International, ICBC International and CCB International, and has provided an array of financial advisory services to many companies listed on the Hong Kong Stock Exchange.

Mr. How is currently an independent non-executive director of the following companies listed on the Hong Kong Stock Exchange, World-Link Logistics (Asia) Holding Limited (環宇物流(亞洲)控股有限公司, Stock Code: 6083), Ruicheng (China) Media Group Limited (瑞誠(中國)傳媒集團有限公司, Stock Code: 1640) and Huashi Group Holdings Limited (華視集團控股有限公司, Stock Code: 1111). In the past three years, Mr. How was an independent non-executive director of 1957 & Co. (Hospitality) Limited (Stock Code: 8495), a company listed on the Stock Exchange.

Mr. How graduated from The Chinese University of Hong Kong in Hong Kong with a bachelor of business administration in December 1999. He is a fellow member of the Association of Chartered Certified Accountants and an associate member of the Hong Kong Institute of Certified Public Accountants.

**Mr. Wang Hongwei (王洪衛)**, aged 56, was appointed as an independent non-executive Director on 19 October 2018. Mr. Wang is also the chairman of the Nomination committee of the Company and a member of each of the Audit committee and the Remuneration committee of the Company. Since 1996, Mr. Wang Hongwei has been teaching at Shanghai University of Finance and Economics (上海財經大學), successively served as the head of the investment department, the deputy director of the post-graduate department, the assistant to the principal and the director of the research office. Since June 2004, Mr. Wang Hongwei has been the vice principal of Shanghai University of Finance and Economics (上海財經大學). From August 2013 to May 2016, Mr. Wang Hongwei was the dean of Shanghai Finance University (上海金融學院). From June 2016 to August 2018, Mr. Wang Hongwei was a professor at Shanghai Lixin University of Accounting and Finance (上海立信會計金融學院). Since August 2018, Mr. Wang Hongwei has been a professor at Shanghai University of Finance and Economics (上海財經大學).

Mr. Wang Hongwei is an independent director of Shanghai New Huang Pu Industrial Group Co., Ltd. (上海新黃浦實業集團股份有限公司, stock code: 600638), a company listed on the Shanghai Stock Exchange. Over the past three years, Mr. Wang was an independent director of Elegant Home-Tech Co., Ltd. (愛麗家居科技股份有限公司 stock code: 603221), Bank of Hangzhou Co., Ltd. (杭州銀行股份有限公司, stock code: 600926) and Shanghai Shimao Co., Ltd. (上海世貿股份有限公司, stock code: 600823), which are listed on the Shanghai Stock Exchange.

Mr. Wang Hongwei obtained his PhD degree in agricultural resources economics and land utilisation management from the Nanjing Agricultural University (南京農業大學) in the PRC in June 1996.

## Biographical Details of Directors and Senior Management

### Senior Management

**Mr. Ye Sheng (葉盛)**, aged 43, was appointed as our chief financial officer on 27 March 2019. Mr. Ye joined the Group in June 2018 and has over 15 years' experience in auditing and finance industries. Mr. Ye is a director of a number of subsidiaries of the Group. Prior to joining the Group, Mr. Ye served at PricewaterhouseCoopers Zhong Tian LLP (普華永道中天會計師事務所 (特殊普通合夥)) from August 2003 to May 2018, and PricewaterhouseCoopers LLP Australia from September 2012 to August 2014 as a senior manager of Audit and Assurance.

Mr. Ye obtained his bachelor's degree in management with a major in accounting (international accounting) from Shanghai University of Finance and Economics (上海財經大學) in the PRC in July 2003. He is also a certified public accountant in the PRC.

**Ms. Wang Huina (王慧娜)**, aged 44, was appointed as the general manager at Watts Gallop Construction on 1 March 2018, primarily responsible for the day-to-day business operations of Watts Gallop Construction. Ms. Wang joined Watts Gallop Construction in February 2003 and held several positions in Watts Gallop Construction, including manager of the general management department, assistant to general manager, deputy general manager and general manager.

Ms. Wang obtained a diploma in computer and application from Hangzhou Normal College (杭州師範學院) in July 2002. She obtained a diploma in business administration (online education) from Southwest University of Science and Technology (西南科技大學) by distant learning in June 2005.

### Joint company secretaries

**Mr. Wang Lijiang (王利江)**, an executive Director, was appointed on 9 April 2018 as one of the joint company secretaries of the Company.

**Ms. Zhang Xiao (張瀟)** was appointed as one of the joint company secretaries of the Company on 28 August 2019. Ms. Zhang Xiao is an assistant vice president of SWCS Corporate Services Group (Hong Kong) Limited. She has over eleven years of experience in the field of corporate secretaries.

Ms. Zhang Xiao obtained a bachelor's degree in computer science from The Chinese University of Hong Kong in Hong Kong in 2010 and a master's degree in corporate governance from Hong Kong Metropolitan University in Hong Kong in 2018. She is an associate member of The Hong Kong Chartered Governance Institute and The Chartered Governance Institute.



## Report of the Directors

The Board is pleased to present its annual report and the audited financial statements of the Group for the year ended 31 December 2023.

### Principal place of business and principal activities

The Company is a leading port, waterway, marine engineering and municipal public engineering services provider in the PRC and is committed to the services of (i) port infrastructure, (ii) waterway engineering, (iii) construction of public infrastructure within cities, (iv) urban greening, and (v) construction of buildings.

Our principal place of business and headquarters in the PRC are located at 5/F, Tower 17, 2816 Yixian Road, Baoshan District, Shanghai, the PRC. Our principal place of business in Hong Kong is located at 40th Floor, Dah Sing Financial Centre, No. 248 Queen's Road East, Wanchai, Hong Kong.

### Business review and results

The Group's business review for the year is set out in the sections headed "Chairman's Statement" and "Management Discussion and Analysis" of this annual report. The Group's future business development discussion is set out in the sections headed "Chairman's Statement" and "Management Discussion and Analysis" of this annual report. The key financial performance indicators used in the Group's performance analysis for the year are set out in the section headed "Five Year Financial Summary" of this annual report. The Group's results for the year ended 31 December 2023 are set out in the section headed "Consolidated Statement of Comprehensive Income" of this annual report.

### Dividend policy

The Company has formulated a dividend policy, pursuant to which the Board reserves power to declare and distribute dividends to the shareholders of the Company as and when appropriate. In considering whether to declare dividends or not, the Board shall also consider operations results, cashflows, financial position, statutory and regulatory restrictions, future development, business strategies, and any other factors that the Board may consider relevant.

### Final dividend

The Board recommended the payment of a final dividend of HK\$1.02 cents (equivalent to approximately RMB0.92 cent) (2022: HK\$0.92 cent (equivalent to RMB0.85 cent)) per share for the year ended 31 December 2023 to the Shareholders whose names appeared on the register of members of the Company on Friday, 5 July 2024. Subject to the approval of the Shareholders at the 2024 AGM, such dividend is expected to be paid on Friday, 16 August 2024.

## Closure of Register of Members

For the purpose of determining the identity of the Shareholders entitled to attend and vote at the 2024 AGM, the register of members of the Company will be closed from Thursday, 20 June 2024 to Tuesday, 25 June 2024, both days inclusive, during the period no transfer of Shares shall be registered. All transfer documents accompanied by the relevant certificates and transfer forms must be lodged with the Company's share registrar in Hong Kong, Computershare Hong Kong Investor Services Limited at Shops 1712–1716, 17th Floor, Hopewell Centre, 183 Queen's Road East, Wanchai, Hong Kong not later than 4:30 p.m. on Wednesday, 19 June 2024.

For the purpose of determining the entitlement of the Shareholders of the Company to the proposed final dividend, the register of members of the Company will be closed from Wednesday, 3 July 2024 to Friday, 5 July 2024, both days inclusive, during which period no transfer of Shares shall be registered. In order to qualify for the proposed final dividend, all transfers of Shares accompanied by the relevant share certificates, must be lodged with the Company's Hong Kong Share Registrar in Hong Kong, Computershare Hong Kong Investor Services Limited at Shops 1712–1716, 17th Floor, Hopewell Centre, 183 Queen's Road East, Wanchai, Hong Kong for registration not later than 4:30 p.m. on Tuesday, 2 July 2024.

## Major customers, suppliers and subcontractors

For the year ended 31 December 2023, our revenue generated from our top five customers amounted to approximately RMB638.0 million, representing approximately 29.8% of our total revenue for the same period, while our revenue generated from our largest customer amounted to approximately RMB236.6 million, representing approximately 11.0% of our total revenue for the same period.

For the year ended 31 December 2023, purchase from our largest raw material supplier amounted to approximately RMB41.4 million, representing approximately 4.2% of our total cost of raw materials and consumables used for the same period, while purchases from our top five raw material suppliers amounted to approximately RMB139.1 million, representing approximately 14.1% of our total cost of raw materials and consumables used for the same period.

For the year ended 31 December 2023, our subcontracting costs to the top five subcontractors amounted to approximately RMB541.0 million, representing approximately 66.8% of our total subcontracting costs for the same period, while the subcontracting cost to our largest subcontractor amounted to approximately RMB427.1 million, representing approximately 52.8% of our total subcontracting costs for the same period.

During the year ended 31 December 2023, to the knowledge of the Directors, none of the Directors, their close associates, or shareholders of the Company (which, to the knowledge of the Directors, owned more than 5% of the number of issued Shares) had interests in the five largest suppliers or customers or subcontractors of the Company.

## Backlog of our projects

During the year ended 31 December 2023, we completed 326 contracts with original contract value of RMB4,208.0 million and we also entered into 329 new contracts with original contract value of RMB2,766.1 million. As of 31 December 2023, we have 133 contracts on hand with original contract value of RMB5,990.2 million and aggregate value of RMB3,362.9 million in our backlog.

## Report of the Directors

### Property, plant and equipment

Details of the movements in the property, plant and equipment of the Group during the year ended 31 December 2023 are set out in Note 14 to the consolidated financial statements of this annual report.

### Subsidiaries

Particulars of the names, principal activities and places of operation, places of incorporation/ establishment and issued and paid-in share capital of the principal subsidiaries of the Company as of 31 December 2023 are set out in Note 13 to the consolidated financial statements of this annual report.

### Financial summary

A summary of the Group's published financial information for the latest five financial years is set out on page 193 under the section headed "Five Year Financial Summary" of this annual report. The summary does not form part of the consolidated financial statements.

### Financial statements

The financial position of the Group for the year ended 31 December 2023 and the financial position of the Group on that date are set out in the consolidated financial statements of this annual report.

The discussion and analysis of the Group's performance for the year and the major factors affecting our results and financial position are set out in the section headed "Management Discussion and Analysis" of this annual report.

### Share capital

Details of the movements in the share capital of the Company for the year ended 31 December 2023 are set out in Note 26 to the consolidated financial statements of this annual report.

### Distributable reserves

Details of the movements in the reserves of the Group during the year ended 31 December 2023 are set out in the section headed "Consolidated Statement of Changes in Equity" of this annual report. As of 31 December 2023, the Company's share premium reserve which available for distribution, calculated in accordance with the provision of the Companies Law amounted to RMB273.1 million. Under the Companies Act, the share premium account of the Company is distributable to the shareholders of the Company provided that immediately following the date on which the dividend, if any, is proposed to be distributed, the Company will be in a position to pay off its debts as they fall due in the ordinary course of business.



## Directors

The table below sets out the Directors as at the date of this annual report:

Name	Age	Position	Date of appointment as a Director
Mr. Wang Xiuchun (王秀春) (Notes 1, 2)	56	Chairman & executive Director	9 April 2018
Ms. Wan Yun (萬雲)	45	Executive Director & chief executive officer	9 April 2018
Mr. Wang Lijiang (王利江) (Notes 1)	36	Executive Director	9 April 2018
Mr. Wang Likai (王利凱) (Notes 1, 2)	31	Executive Director	18 June 2020
Mr. Wang Shizhong (王士忠) (Notes 1, 2, 3)	59	Non-executive Director	20 December 2017
Mr. Wang Hongwei (王洪衛)	56	Independent non-executive Director	19 October 2018
Mr. How Sze Ming (侯思明)	47	Independent non-executive Director	19 October 2018
Mr. Sun Dajian (孫大建)	69	Independent non-executive Director	19 October 2018

### Notes:

- Mr. Wang Shizhong (王士忠) is the father of Mr. Wang Likai (王利凱), the uncle of Mr. Wang Lijiang (王利江) and a distant relative of Mr. Wang Xiuchun (王秀春).
- Pursuant to the acting-in-concert confirmation dated 22 August 2004 entered into among Mr. Wang Shizhong (王士忠), Mr. Ye Kangshun (葉康舜), Mr. Wang Xiuchun (王秀春), Ms. Zhou Meng (周萌) and Mr. Wang Shiqin (王士勤) (as supplemented by another acting-in-concert confirmation dated 25 May 2018 entered into among the same parties and Mr. Wang Likai (王利凱)), they confirm, among other things, (i) they would be actively cooperating with each other and acting in concert with an aim to achieve consensus and concerted action on all major decisions and affairs relating to Zhejiang Benteng Investment Co., Ltd. (浙江奔騰投資有限公司) (which was later known as Shanghai Watts Gallop Holding Group Co., Ltd. (上海華滋奔騰控股集團有限公司)); (ii) when exercising their voting rights at the members' shareholders' and directors' meetings, they would vote unanimously in accordance with the consensus achieved among the parties, save and except for circumstances in which connected transaction is involved and any of them is required to abstain in voting; and (iii) they would act at the direction of Mr. Wang Shizhong (王士忠) if an unanimous vote could not be reached.
- Mr. Wang Shizhong (王士忠) has been designated from executive Director to non-executive Director with effect from 18 June 2020.

The Company has received the annual confirmation of independence signed by each independent non-executive Director in respect of his independence in accordance with the independence guidelines set out in Rule 3.13 of the Listing Rules. The Company is of the view that all independent non-executive Directors are independent.

In accordance with Article 109(a) of the Articles, at each annual general meeting, one-third of the Directors for the time being, or, if their number is not three or a multiple of three, then the number nearest to but not less than one-third, shall retire from office by rotation, provided that every Director (including those appointed for a specific term) shall be subject to retirement by rotation at least once every three years. Accordingly, Mr. Wang Shizhong, Mr. Wang Lijiang and Mr. How Sze Ming will retire by rotation at the 2024 AGM and be eligible to offer themselves for re-election as Directors.

## Report of the Directors

### **Board of directors and senior management**

Biographical details of the Directors and senior management of the Company are set out in the section headed “Biographical Details of Directors and Senior Management” of this annual report.

### **Directors’ service contracts**

Each of our executive Directors, other than Mr. Wang Likai, has entered into a service contract with the Company for an initial period of three years commencing on the Listing Date and thereafter continue on a month to month basis.

Mr. Wang Likai has entered in to a service contract with the Company as an executive Director for a fixed term of three years commencing from 18 June 2020 and thereafter continue on a month to month basis, subject to retirement by rotation in accordance with the Articles.

Mr. Wang Shizhong, the non-executive Director, has entered into an appointment letter with the Company for a fixed term of three years commencing from 18 June 2020 and thereafter continue on a month to month basis, subject to retirement by rotation in accordance with the Articles.

Each of our independent non-executive Directors has entered into a new appointment letter with the Company for a fixed term of three years commencing from 19 November 2021.

None of the Directors who are proposed for re-election at the 2024 AGM has a service contract with the Company which is not determinable within one year without payment of compensation, other than statutory compensation.

### **Directors’ interests in transactions, arrangements or contracts of significance**

Save as disclosed below in the section headed “Connected Transactions” and “Related Party Transactions” in Note 36 to the consolidated financial statements, no significant transactions, arrangements and contracts in relation to the Group’s business to which the Company or any of its subsidiaries was a party, and in which a Director or an entity connected with a Director had a material interest, whether directly or indirectly subsisted at the year-end or at any time during the Reporting Period.

### **Management contract**

For the year ended 31 December 2023, no contracts concerning the management and administration of the whole or any substantial part of the business of the Company were entered into or existed.

## Employees and remuneration policies

As of 31 December 2023, the Group had a total of 537 employees. In particular, Third Harbor Maritime had 100 employees, Benteng Indonesia had 70 employees (including 13 Chinese employees who are appointed by Third Harbor Maritime and have entered into employment contracts with Third Harbor Maritime, and we have purchased the relevant insurance for them in both China and Indonesia). Benteng Malaysia had 47 employees (including 7 Chinese employees who are appointed by Third Harbor Maritime and have entered into employment contracts with Third Harbor Maritime, and we have purchased the relevant insurance for them in both China and Malaysia). Benteng Brunei had 1 employee (a Chinese employee who is appointed by Third Harbor Maritime has entered into employment contract with Third Harbor Maritime, and we have purchased the relevant insurance for him in China). Watts Environmental had 39 employees. Shanghai Municipal Group had 280 employees. Our employees have been paid remuneration in accordance with relevant laws and regulations in China, Indonesia, Malaysia and Brunei. The Company pays appropriate salary and bonuses with reference to actual practice. Other related benefits include pensions, unemployment insurance and housing allowances. The staff costs, including Directors' emoluments, of the Group were approximately RMB71.7 million for the Reporting Period (2022: approximately RMB71.8 million).

The Remuneration Committee has been established to provide recommendations to the Board on the overall remuneration policy and structure of the Directors and senior management, review the remuneration and ensure that no Directors have determined their own remuneration.

During the Reporting Period, the Group did not experience any strikes, lockouts or major labour disputes affecting operations, or encounter any major difficulties in hiring and retaining qualified employees.

## Remuneration to the Directors and the five highest paid individuals

Details of the remuneration to the Directors and the five highest paid individuals are set out in Notes 40 and 9 to the consolidated financial statements.

The senior management's total remuneration paid/payable for the year ended 31 December 2023 (including all executive Directors) by band is as follows:

<b>Band</b>	<b>Number of senior management for the year ended 31 December 2023</b>
Nil to RMB1,000,000	4
Over RMB1,000,000	2



## Report of the Directors

### Change in information of Directors

Pursuant to Rule 13.51B(1) of the Listing rules, the changes in information of Directors subsequent to the date of the interim report of the Company for the first half of 2023 are set out below:

Mr. Sun Dajian, an independent non-executive Director, has been appointed as an independent director of MEGA P&C Advanced Materials (Shanghai) Company Limited (麥加芯彩新材料科技(上海)股份有限公司, Shanghai Stock Exchange stock code: 603062), with effect from 30 December 2021.<sup>1</sup> Mr. Sun has resigned as a supervisor of Zhejiang Haers Vacuum Containers Co., Ltd. (浙江哈爾斯真空器皿股份有限公司, Shenzhen Stock Exchange stock code: 002615), with effect from 23 November 2023.

Mr. How Sze Ming (侯思明), an independent non-executive Director, has been appointed as an independent non-executive director of Huashi Group Holdings Limited (華視集團控股有限公司, Hong Kong Stock Exchange stock code: 1111), with effect from 9 November 2023.

Mr. Wang Hongwei, an independent non-executive Director, has resigned as an independent director of Bank of Hangzhou Co., Ltd. (杭州銀行股份有限公司, Shanghai Stock Exchange stock code: 600926), with effect from 19 July 2023.

Save as disclosed above, the Company is not aware of any other information which is required to be disclosed pursuant to Rule 13.51B(1) of the Listing Rules.

*Notes:*

<sup>1</sup> MEGA P&C Advanced Materials (Shanghai) Company Limited (麥加芯彩新材料科技(上海)股份有限公司, stock code: 603062) was successfully listed on the main board of The Shanghai Stock Exchange on 7 November 2023.

## Directors' and chief executive's interests and short positions in shares, underlying shares and debentures of the Company and its associated corporations

As of 31 December 2023, the interests and/or short positions of the Directors and chief executive of the Company in the shares, underlying shares and debentures of the Company or any of its associated corporations (as defined in Part XV of the SFO) as recorded in the register required to be kept by the Company pursuant to Section 352 of the SFO, or as otherwise should be notified to the Company and the Stock Exchange pursuant to the Model Code as set out in Appendix C3 to the Listing Rules were as follows:

Name of Director/Chief Executive	Capacity/ Nature of Interest	Number of Shares held	Shareholding percentage (%) in the Shares
Mr. Wang Xiuchun (王秀春) <sup>(3)</sup>	Interest held jointly with another person	419,792,836	50.86%
Mr. Wang Likai (王利凱) <sup>(3)</sup>	Interest held jointly with another person	419,792,836	50.86%
Mr. Wang Shizhong (王士忠) <sup>(3)</sup>	Interest in a controlled corporation	315,467,967	
	Interest held jointly with another person	104,324,869	
		419,792,836	50.86%
Ms. Wan Yun (萬雲)	Beneficial Owner	18,571,444	2.25%
Mr. Wang Lijiang (王利江)	Beneficial Owner	8,254,000	1.00%

### Notes:

- All interests stated are long positions.
- The calculation is based on the total number of 825,400,000 Shares in issue as of 31 December 2023.
- HuaZi Holding Limited is beneficially and wholly owned by Mr. Wang Shizhong. By virtue of the SFO, Mr. Wang is deemed to be interested in the 315,467,967 Shares held by HuaZi Holding Limited.

Ye Wang Zhou Holding Limited, which holds 104,324,869 Shares, is owned as to 46.76%, 32.40%, 8.10%, 7.34% and 5.40% by Mr. Ye Kangshun (葉康舜), Mr. Wang Xiuchun (王秀春), Ms. Zhou Meng (周萌), Mr. Wang Shiqin (王士勤) and Mr. Wang Likai (王利凱), respectively. By virtue of the Acting-in-concert Confirmation, Mr. Wang Shizhong (王士忠), Mr. Wang Xiuchun (王秀春) and Mr. Wang Likai (王利凱) are deemed to be interested in each other's interest in the Shares.

## Report of the Directors

Save as disclosed above, as of 31 December 2023, none of the Directors and chief executive of the Company had any interests or short positions in any shares, underlying shares and debentures of the Company or any of its associated corporations which would have to be notified to the Company and the Stock Exchange under Part XV of the SFO, or as recorded in the register required to be kept by the Company pursuant to Section 352 of the SFO, or as otherwise should be notified to the Company and the Stock Exchange pursuant to the Model Code as set out in Appendix C3 to the Listing Rules.

### Substantial shareholders' interests and short positions in shares and underlying shares

As of 31 December 2023, so far as is known to the Directors, as recorded in the register required to be kept by the Company under Section 336 of the SFO, the following persons (other than the Directors and the chief executives of the Company) or companies had interests or short positions in the shares or underlying shares of the Company which would fall to be disclosed to the Company and the Stock Exchange under the provisions of Divisions 2 and 3 of Part XV of the SFO:

Name of Shareholder	Nature of Interest	Number of Shares	Shareholding percentage (%) in the Shares
HuaZi Holding Limited <sup>(3)(6)</sup>	Beneficial Owner	315,467,967	38.22%
Ye Wang Zhou Holding Limited <sup>(4)(5)</sup>	Beneficial Owner	104,324,869	12.64%
Mr. Ye Kangshun (葉康舜) <sup>(3)(4)(5)(6)</sup>	Interest in a controlled corporation	104,324,869	
	Interest held jointly with another person	315,467,967	
		419,792,836	50.86%
Ms. Zhou Meng (周萌) <sup>(3)(4)(5)(6)</sup>	Interest held jointly with another person	419,792,836	50.86%
Mr. Wang Shiqin (王士勤) <sup>(3)(4)(5)(6)</sup>	Interest held jointly with another person	419,792,836	50.86%
HZ&BT Development Holding Limited	Beneficial Owner	143,542,720	17.39%

*Notes:*

- All interests stated are long positions.
- The calculation is based on the total number of 825,400,000 Shares in issue as of 31 December 2023.
- HuaZi Holding Limited is beneficially and wholly owned by Mr. Wang Shizhong (王士忠). By virtue of the SFO, Mr. Wang is deemed to be interested in the Shares held by HuaZi Holding Limited.
- Pursuant to the Acting-in-concert Confirmation, Mr. Wang Shizhong (王士忠), Mr. Ye Kangshun (葉康舜), Mr. Wang Xiuchun (王秀春), Ms. Zhou Meng (周萌), Mr. Wang Shiqin (王士勤) and Mr. Wang Likai (王利凱) have acknowledged and confirmed, among other things, that they are parties acting in concert (having the meaning as ascribed thereto in the Takeovers Code). As such, each of them is deemed to be interested in each other's interest in the Shares.
- Ye Wang Zhou Holding Limited, which holds 104,324,869 Shares, is owned as to 46.76%, 32.40%, 8.10%, 7.34% and 5.40% by Mr. Ye Kangshun (葉康舜), Mr. Wang Xiuchun (王秀春), Ms. Zhou Meng (周萌), Mr. Wang Shiqin (王士勤) and Mr. Wang Likai (王利凱), respectively.
- By virtue of the Acting-in-concert Confirmation, each of Mr. Wang Shizhong (王士忠), Mr. Ye Kangshun (葉康舜), Mr. Wang Xiuchun (王秀春), Ms. Zhou Meng (周萌), Mr. Wang Shiqin (王士勤) and Mr. Wang Likai (王利凱) is deemed to be interested in the Shares held by HuaZi Holding Limited and Ye Wang Zhou Holding Limited.



Save as disclosed above, as at 31 December 2023, none of the Directors was aware of that any persons (other than Directors or chief executives of the Company) or companies had interests or short positions in the shares or underlying shares of the Company which would fall to be disclosed to the Company and the Stock Exchange under the provisions of Divisions 2 and 3 of Part XV of the SFO or, which were recorded in the register required to be kept by the Company under Section 336 of the SFO.

## Directors' rights to purchase shares or debentures

Save as disclosed in this annual report, at no time during the year under review had any of the Directors or any of their spouses or children under the age of 18 been granted any right to purchase shares or debentures of the Company to obtain interests or exercised any relevant rights; neither the Company nor any of its subsidiaries was a party to any arrangement that would enable the Directors or any of their spouses or children under the age of 18 to obtain any relevant rights of any other entity corporations.

## Pension scheme

The Group operates post-employment schemes via defined contribution pension plans. The Group's contributions to the defined contribution plans are expensed as incurred and not reduced by contributions forfeited by those employees who leave the plan prior to vesting fully in the contribution. Details of the pension scheme undertaken by the Group are set out in Note 41.20 to the consolidated financial statements.

## Purchase, sale or redemption of listed securities

During the Reporting Period, neither the Company nor any of its subsidiaries purchased, sold or redeemed any of the Company's listed securities.

## Share Option Scheme

The Company adopted a share option scheme pursuant to the written resolutions of the then Shareholders on 19 October 2018. From 1 January 2023, the Company relied on the transitional arrangements provided for share schemes and complied with the new Chapter 17 of the Listing Rules accordingly (effective from 1 January 2023). Set out below is a summary of the Share Option Scheme.

### 1. Purpose of the Share Option Scheme

The purpose of the Share Option Scheme is to motivate Eligible Persons (as set out below) to optimise their future contributions to the Group and/or to reward them for their past contributions, to attract and retain or otherwise maintain on-going relationships with Eligible Persons who are significant to and/or whose contributions are or will be beneficial to the performance, growth or success of the Group, and additionally in the case of Executives (as defined below), to enable the Group to attract and retain individuals with experience and ability and/or to reward them for their past contributions.

## Report of the Directors

### 2. Participant of the Share Option Scheme

The Board may, at its sole discretion, invite any director or proposed director (including an independent non-executive director) of any member of the Group, any executive director of, manager of, or other employee holding an executive, managerial, supervisory or similar position in, any member of the Group (an “**Employee**”), any proposed Employee, any full-time or part-time Employee, or a person for the time being seconded to work full-time or part-time for any member of the Group (an “**Executive**”), a consultant, business or joint venture partner, franchisee, contractor, agent or representative of any member of the Group, a person or entity that provides research, development or other technological support or any advisory, consultancy, professional or other services to any member of the Group, or a close associate of any of the foregoing persons (together, the “**Eligible Persons**” and each an “**Eligible Person**”).

### 3. Duration

The Share Option Scheme shall be valid and effective for a period of 10 years commencing on the Listing Date. However, the Shareholders in general meeting may by resolution at any time terminate the Share Option Scheme. Upon the expiry or termination of the Share Option Scheme as aforesaid, no further Share Option shall be offered but in all other respects the provisions of the Share Option Scheme shall remain in full force and effect. All share options granted prior to such expiry or termination (as the case may be) and not then exercised shall continue to be valid and exercisable subject to and in accordance with the terms of the Share Option Scheme.

The remaining life of the Share Option Scheme is approximately four years and eight months until 19 November 2028.

### 4. Grant of Share Options

On and subject to the terms of the Share Option Scheme, the Board shall be entitled at any time within the period of the Share Option Scheme to offer the grant of any share option to any Eligible Person as the Board may in its absolute discretion select, and on acceptance of the offer, grant such part of the share option as accepted to the Eligible Person.

Subject to the provisions of the Share Option Scheme, the Board may in its absolute discretion when offering the grant of a share option impose any conditions, restrictions or limitations in relation thereto in addition to those set out in the Share Option Scheme as the Board may think fit (to be stated in the letter containing the offer of the grant of the Share Option) including (without prejudice to the generality of the foregoing) continuing eligibility criteria, conditions, restrictions or limitations relating to the achievement of performance, operating or financial targets by the Company and/or the grantee, the satisfactory performance or maintenance by the grantee of certain conditions or obligations or the time or period when the right to exercise the share option in respect of all or some of the Shares which the share option relates shall vest.

An offer of the grant of a share option shall be deemed to have been accepted when the duplicate letter comprising acceptance of the share option duly signed by the grantee together with a remittance in favour of the Company of HK\$1.00 by way of consideration for the grant thereof is received by the Company within the period specified in the letter containing the offer of the grant of the share option. Once such acceptance is made, the Share Option shall be deemed to have been granted and to have taken effect from the offer date.

## 5. Maximum number of Shares available for Subscription

The maximum number of Shares to be issued upon exercise of all share options which may be granted under the Share Option Scheme (and under any other share option schemes) shall not in aggregate exceed 10% of the Shares in issue immediately after completion of the Placing and as at the Listing Date (i.e. not exceeding 82,540,000 Shares) (the “**Scheme Mandate Limit**”), provided that the Company may at any time as the Board may think fit seek approval from our Shareholders to refresh the scheme mandate limit, except that the maximum number of Shares to be issued upon exercise of all share options which may be granted under the Share Option Scheme (and under any other share option schemes of the Company) shall not exceed 10% of the Shares in issue as at the date of approval by the Shareholders in general meeting where such limit is refreshed. Options previously granted under the Share Option Scheme and any other share option schemes (including those outstanding, cancelled, and lapsed in accordance with the terms of the Share Option Scheme or any other share option schemes or exercised options under the said schemes of the Company) shall not be counted for the purpose of calculating the limit as refreshed.

Notwithstanding the preceding paragraph, the maximum number of Shares to be issued upon exercise of all outstanding share options granted and yet to be exercised under the Share Option Scheme (and under any other share option schemes of the Company) shall not exceed 30% of the Shares in issue from time to time.

The maximum number of Shares issued and to be issued upon exercise of the share options granted to any one Eligible Person (including exercised and outstanding share options) in any 12-month period shall not exceed 1% of the Shares in issue from time to time. Where any further grant of share options to such Eligible Person would result in the Shares issued and to be issued upon exercise of all Share Options granted and which may be granted to such Eligible Person (including exercised, cancelled and outstanding Share Options) in the 12-month period up to and including the date of such further grant representing in aggregate over 1% of the Shares in issue, such further grant shall be separately approved by the Shareholders in general meeting with such Eligible Person and his close associates (or his associates if such Eligible Person is a connected person) abstaining from voting. The applicable requirements of Rule 17.03(4) of the Listing Rules shall be complied with.

As at the date of this report, the total number of shares available for issue under the Share Option Scheme is 82,540,000 Shares, which represents 10% of the issued shares as at the date of this report.

## 6. Exercise period and vesting period

An option may be exercised in accordance with the terms of the Share Option Scheme at any time during the option period to be determined and notified by the Board to each grantee.



## Report of the Directors

### 7. Subscription price of Shares

The subscription price in respect of any particular Share Option shall be such price as the Board may in its absolute discretion determine at the time of grant of the relevant share option (and shall be stated in the letter containing the offer of the grant of the share option) but the subscription price shall not be less than whichever is the highest of:

- (1) the nominal value of Share;
- (2) the closing price of Shares as stated in the Stock Exchange's daily quotations sheet on the offer date; and
- (3) the average of the closing prices of Shares as stated in the Stock Exchange's daily quotations sheet for the five Business Days immediately preceding the offer date. The subscription price shall also be subject to adjustment in accordance with the terms of the Share Option Scheme.

### 8. Maximum number of Shares per grantee who is a core connected person

Each grant of Share Options to a Director, chief executive or substantial Shareholder of the Company or any of their respective associates under the Share Option Scheme shall be approved by independent non-executive Directors (excluding the independent non-executive Director who is the proposed grantee of the Share Options). Where any grant of share options to a substantial Shareholder or an independent non-executive Director or any of their respective associates would result in the securities issued and to be issued upon exercise of all Share Options already granted and which may be granted (including Share Options exercised, cancelled and outstanding) to such person in the 12-month period up to and including the date of such grant:

- (1) representing in aggregate over 0.1% of the Shares in issue; and
- (2) having an aggregate value, based on the closing price of the Shares at the date of each grant, in excess of HK\$5 million,

such further grant of share options must be approved by the Shareholders. The Company shall send a circular to the Shareholders containing the information required under Rule 17.04 of the Listing Rules. The relevant Eligible Person, his associates and all core connected persons of the Company shall abstain from voting at such general meeting. Any vote taken at the meeting to approve the grant of such share options must be taken on a poll.

Other details of the Share Option Scheme are set out in the Prospectus.

No share option has been granted by the Company under the Share Option Scheme since the Listing Date and up to the date of this report.

## Share award scheme

On 24 March 2020, the Company has adopted a share award scheme (the “**Share Award Scheme**”) to, among other things, recognise the contributions of the eligible persons of the Share Award Scheme and motivate them to strive for the future development and expansion of the Group. From 1 January 2023, the Company relied on the transitional arrangements provided for share schemes and complied with the new Chapter 17 of the Listing Rules accordingly (effective from 1 January 2023). Set out below is a summary of the Share Award Scheme.

### 1. Purpose of the Scheme

The purpose of the Share Award Scheme is to recognise the contributions by the eligible persons in order to incentivise them to remain with the Group, and to motivate them to strive for the future development and expansion of the Group.

### 2. Grant of Award

The Board may, from time to time, select any eligible person to be a selected participant and, subject to the scheme rules, grant an award to such selected participant during the award period. In determining the selected participants, the Board or the committee of the Board or person(s) to which the Board has delegated its authority may take into consideration matters including the present and expected contribution of the relevant selected participant to the Group.

Where any grant of an award is proposed to be made to any person who is a connected person of the Company within the meaning of the Listing Rules, prior approval from the independent non-executive Directors of the Company (excluding any independent non-executive Director who is a proposed recipient of the grant of an Award) shall be necessary and the Company shall comply with such provisions of the Listing Rules as may be applicable.

### 3. Restrictions on Grant

No award shall be made to any selected participant and no directions or recommendations shall be given to the trustee with respect to a grant of an award under the Scheme:

- (a) where dealings by directors of the Company are prohibited under any code or requirement of the Listing Rules or any applicable laws, rules or regulations;
- (b) after an event involving inside information in relation to affairs or securities of the Company has occurred or a matter involving inside information in relation to the securities of the Company has been the subject of a decision, until such inside information has been publicly announced in accordance with the applicable laws and the Listing Rules;
- (c) during the period of 60 days immediately preceding the publication date of the annual results or, if shorter, the period from the end of the relevant financial year up to the publication date of the results;
- (d) during the period of 30 days immediately preceding the publication date of the half-year results or, if shorter, the period from the end of the relevant half-year period up to the publication date of the results; and

## Report of the Directors

- (e) in any circumstances which is prohibited under the Listing Rules, the SFO or any other law or regulation or where any requisite approval from any governmental or regulatory authority has not been granted.

### 4. Maximum Number of Shares to be Granted

The total number of the award shares underlying all grants made pursuant to the Share Award Scheme shall not exceed in total ten per cent of the Company's entire issued share capital as of the adoption date (the "**Scheme Limit**") without the Shareholders' approval.

As at the date of this report, the total number of shares available for issue under the Share Award Scheme is 82,540,000 Shares, which represents 10% of the issued shares as at the date of this report.

### 5. Satisfaction of Awards

The Company shall issue and allot Shares to the trustee and/or transfer to the trust the necessary funds and instruct the trustee to acquire Shares through on-market transactions at the prevailing market price, so as to satisfy the award. The Company shall not issue or allot Shares nor instruct the trustee to acquire Shares through on-market transactions at the prevailing market price, where such action (as applicable) is prohibited under the Listing Rules, the SFO or other applicable laws from time to time.

Subject to the rules of the Share Award Scheme, the Company may at any time and from time to time at its sole and absolute discretion instruct the Trustee to acquire the Shares at a maximum price for the purpose of the Share Award Scheme and the Shares so acquired shall be kept for the time being in the pool of the trust fund as reserve for the future grant of the award share to the selected participants in accordance with the rules of the Share Award Scheme, provided that at no point during the award period shall the trustee hold five per cent (5%) or more of the total issued share capital of the Company at the relevant time.

### 6. Vesting of Award Shares

The Board or the committee of the Board or person(s) to which the Board delegated its authority may from time to time while the Share Award Scheme is in force and subject to all applicable laws, determine such vesting criteria and conditions or periods for the award Shares to be vested hereunder. The Board or the committee of the Board or person(s) to which the Board delegated its authority may either (a) direct and procure the trustee to release from the trust the award Shares to the selected participants by transferring the number of award Shares to the selected participants in such manner as determined by them from time to time; or (b) to the extent that, at the determination of the Board or its delegate(s), it is not practicable for the selected participant to receive the award in Shares solely due to legal or regulatory restrictions with respect to the selected participant's ability to receive the award in Shares or the Trustee's ability to give effect to any such transfer to the selected participant, the Board or its delegate(s) will direct and procure the trustee to sell, on-market at the prevailing market price, the number of award Shares so vested in respect of the selected participant and pay the selected participant the proceeds in cash arising from such sales based on the actual selling price of such award Shares.

## 7. Voting Rights

Neither the selected participants nor the trustee may exercise any of the voting rights in respect of any award Shares that have not yet vested.

## 8. Assignment or Transfer of Award

Any award granted under the Share Award Scheme but not yet vested are personal to the selected participant and shall not be assignable or transferable and no selected participant shall in any way sell, transfer, charge, mortgage, encumber or create any interest in favour of any other person over or in relation to any such award, or enter into any agreement to do so.

## 9. Alteration of the Scheme

Subject to the Scheme Limit and compliance with the Share Award Scheme Rules, the Share Award Scheme may be altered or varied in any respect by a resolution of the Board, provided that no such alteration shall operate to affect adversely any subsisting rights of any selected participant unless prior consent is obtained from such selected participant(s) or otherwise in compliance with the rules of the Share Award Scheme.

## 10. Duration and Termination

Unless terminated earlier as determined by the Board in accordance with the terms of the Share Award Scheme, the Share Award Scheme shall be valid and effective for the period commencing on its adoption date, and ending on the business days immediately prior to the 10th anniversary of the adoption date (after which no further awards will be granted), and thereafter for so long as there are any non-vested award Shares granted hereunder prior to the expiration of the Share Award Scheme, in order to give effect to the vesting of such award Shares or otherwise as may be required in accordance with the terms of the Share Award Scheme. Following the settlement, lapse, forfeiture or cancellation (as the case may be) of the last outstanding award made or can be made under the Share Award Scheme, the trustee shall sell all the Shares remaining in the trust, if any, as agreed between the trustee and the Company, and remit all cash and net proceeds of such sales and other funds remaining in the trust, after making appropriate deductions in respect of all disposal costs, expenses and other liabilities in accordance with the trust deed to the Company.

The remaining life of the Share Award Scheme is six years.

Since the adoption date of the Share Award Scheme to 31 December 2023, no share award was granted, exercised, expired or lapsed and there is no outstanding share award under the Share Award Scheme.

The number of shares that may be issued in respect of options and awards granted during the year ended 31 December 2023 under all schemes of the Company divided by the weighted average number of shares in issue is nil.

## Continuing connected transactions

For the year ended 31 December 2023, the following transactions of the Group constituted its continuing connected transactions.



## Non-exempt continuing connected transactions

### (1) Master Procurement Agreement

#### ***Reasons for Entering into the Master Procurement Agreements and its Pricing Policy***

On 7 April 2021, the Company as purchaser and Watts Gallop as vendor entered into the 2021 Master Procurement Agreement in respect of the procurement of raw materials and other consumables related to production and operation of the Group ("**Raw Materials**") from 7 April 2021 to 31 December 2023 (the "**2021 Master Procurement Agreement**"). Pursuant to the 2021 Master Procurement Agreement, the Group may procure Raw Materials from Watts Gallop Group from time to time during the term of the 2021 Master Procurement Agreement. It is expected that separate definitive procurement agreements will be entered into between the Group and Watts Gallop Group to set out specific terms and conditions of specific transactions pursuant to the principal terms stipulated in the 2021 Master Procurement Agreement.

As the 2021 Master Procurement Agreement expired on 31 December 2023, on 20 December 2023, the Company as purchaser and Watts Gallop as vendor entered into the 2024–2026 Master Procurement Agreement (the "**2024–2026 Master Procurement Agreement**") in respect of the procurement of Raw Materials from 1 January 2024 to 31 December 2026. Pursuant to the 2024–2026 Master Procurement Agreement, the Group may procure Raw Materials from Watts Gallop Group from time to time during the term of the 2024–2026 Master Procurement Agreement. It is expected that separate definitive procurement agreements will be entered into between the Group and Watts Gallop Group to set out specific terms and conditions of specific transactions pursuant to the principal terms stipulated in the 2024–2026 Mater Procurement Agreement.

The transactions contemplated under the 2021 Master Procurement Agreement and the 2024–2026 Master Procurement Agreement are expected to be of a recurrent nature and will occur on a regular and continuing basis in the ordinary and usual course of business of the Group. The 2021 Master Procurement Agreement and the 2024–2026 Master Procurement Agreement are intended to streamline the continuing connected transactions between the Group and Watts Gallop Group. The purposes of entering into the 2024–2026 Master Procurement Agreement are to renew the term of the 2021 Master Procurement Agreement, and to renew the annual caps for the transactions contemplated thereunder, in order to ensure the continuation of the on-going procurement of the Raw Materials from the Watts Gallop Group by the Group. The 2021 Master Procurement Agreement and the 2024–2026 Master Procurement Agreement are hereinafter referred to as the "**Master Procurement Agreements**".

The Raw Materials purchased from Watts Gallop Group are primarily used in the construction projects in the Group's ordinary and usual course of business. With years of stable and long-term business relationship between the Group and Watts Gallop Group and Watts Gallop Group's experience in the supply of the Raw Materials, the Directors believe that Watts Gallop Group is able to provide the Group with quality Raw Materials at competitive prices and terms in the open market. In addition, Watts Gallop Group is familiar with the Group's business needs, quality standards and operation requirements through the long-term cooperation with the Group. When compared to the similar Raw Materials offered by Independent Third Parties, the prices and terms offered by Watts Gallop Group are fair and reasonable, and are comparable to or better than those offered by Independent Third Parties. Nevertheless, the Directors consider that based on the Group's historical purchase amount and nature of the Raw Materials purchased from Watts Gallop Group for the year ended 31 December 2023, the Group was able to purchase such Raw Materials with similar quality standards and business terms from other Independent Third Parties easily, and hence, the Group have no reliance on Watts Gallop Group.

The transactions contemplated under the Master Procurement Agreements has been and will be conducted in the ordinary and usual course of business of the Group, on normal commercial terms or better, and on terms which are comparable to or better than those offered by Independent Third Parties.

The prices of the Raw Materials are set through tendering and bidding process, which there must be at least two bidders who are Independent Third Parties attending the tendering and bidding process. The Company will take into consideration factors including, but not limited to, the bidders' sufficient licenses and qualifications, business scale and capacities and will also make reference to the prevailing market terms and prices, as well as the government-prescribed prices or government-guided prices (where applicable).

### **Annual Caps**

The annual caps for the transactions contemplated under the 2021 Master Procurement Agreement are approximately RMB20.0 million, RMB20.0 million and RMB20.0 million for the three years ended 31 December 2021, 2022 and 2023, respectively.

The annual caps for the transactions contemplated under the 2024–2026 Master Procurement Agreement are approximately RMB9.0 million, RMB9.0 million and RMB9.0 million for the three years ending 31 December 2024, 2025 and 2026, respectively.

For the year ended 31 December 2023, the amount in respect of the transaction under the 2021 Master Procurement Agreement was approximately RMB1.2 million.

## Report of the Directors

### ***Implications under the Listing rules***

Mr. Wang Shizhong, a non-executive Director and a controlling Shareholder of the Company, owns 56% equity interest in Watts Gallop. Mr. Wang Shizhong and the parties acting in concert with him (including Mr. Ye Kangshun, Mr. Wang Xiuchun, Ms. Zhou Meng, Mr. Wang Shiqin and Mr. Wang Likai) together own an aggregate of 72.52% equity interest in Watts Gallop. As such, Watts Gallop is a connected person of the Company. The Master Procurement Agreements and the transactions contemplated thereunder constitute continuing connected transactions of the Company under Chapter 14A of the Listing Rules.

As the applicable percentage ratio (as defined under Rule 14.07 of the Listing Rules) (other than the profits ratio) in respect of the highest annual cap under the Master Procurement Agreements exceeds 0.1% but less than 5%, the Master Procurement Agreements were subject to the reporting, announcement and annual review requirements, but were exempt from the independent Shareholders' approval requirement under Chapter 14A of the Listing Rules.

## **(2) Contractual Arrangements**

### ***Reasons for the Contractual Arrangements***

We are primarily engaged in the port, waterway and marine engineering business in the PRC and Southeast Asia. Pursuant to the relevant Indonesian laws and regulations, the maximum foreign ownership in a company that engages in port infrastructure is limited to 67%. As of 31 December 2023, we directly held 67% equity interests in Benteng Indonesia. To consolidate control over and derive the economic benefits and risks from the remaining 33% equity interests in Benteng Indonesia, we have entered into contractual arrangements with PTPB (the "**Contractual Arrangements**").

### ***Risk relating to the Contractual Arrangements***

The Company believes the following risks are associated with the Contractual Arrangements. Further details are set out on pages 54 to 56 of the Prospectus.

- There is no assurance that the Contractual Arrangements will be considered to be in compliance with the relevant laws and regulations of Indonesia in the future
- We rely on the Contractual Arrangements to control and obtain economic benefits from Benteng Indonesia, our operating entity in Indonesia, which may not be as effective in providing operational control as direct ownership
- There are limitations when we exercise our rights to demand for and effect the transfer of the 33% shareholding in Benteng Indonesia under the Contractual Arrangements
- The Indonesian shareholders as borrowers under the Contractual Arrangements may have conflicts of interest or disputes with us, which may materially and adversely affect our business
- The Contractual Arrangements may be subject to scrutiny of tax authorities of Indonesia and additional tax may be imposed if there is any change in laws or change in the interpretation of laws or regulations by the tax authorities of Indonesia in the future
- We do not have any insurance coverage to cover our risks relating to our Contractual Arrangements in Indonesia

The Company's management works closely with its external legal counsels and advisors to monitor the regulatory environment and developments in Indonesia laws and regulations to mitigate the risks associated with the Contractual Arrangements.

### **Particulars and principal activities of Benteng Indonesia**

Benteng Indonesia is a company incorporated under the laws of Indonesia on 16 September 2016, which is currently held as to 67% by Engineering Prosper and 33% by PTPB under the Contractual Arrangements.

Benteng Indonesia's main business is in the port, waterway and marine engineering industry.

### **Summary of main terms of the Contractual Arrangements**

Below is a summary of main terms of the Contractual Arrangements. For details, please refer to the section headed "Trust and Contractual Arrangements" of the Prospectus.

1. A Cooperation agreement was entered into between PTSP and Third Harbor Construction, pursuant to which we formed Benteng Indonesia to engage in the port and waterway construction business (the "**PTSP Cooperation Agreement**");

Third Harbor Construction, PTSP and PTPB then entered into a first novation to the PTSP Cooperation Agreement on 26 April 2018 which was retroactively effective as at the date of 23 August 2017 (the "**PTPB Cooperation Agreement**");

Engineering Prosper, PTPB and Third Harbor Construction entered into a second novation to the PTPB Cooperation Agreement on 26 April 2018;

2. A loan agreement was entered into among PTPB, PTSP and Third Harbor Construction, pursuant to which we agreed to provide a loan to PTPB in the sum of USD330,000 (the "**PTPB Loan**") for the purpose of investing into Benteng Indonesia (the "**PTPB Loan Agreement**");

A new loan agreement was entered into between Engineering Prosper and PTPB on 26 April 2018 after the assignment of the receivables in the PTPB Loan Agreement from Third Harbor Construction to Engineering Prosper;

3. A pledge of shares agreement was entered into among PTPB, Third Harbor Construction and Benteng Indonesia, pursuant to which PTPB pledged its 330,000 shares, representing 33% equity interests in Benteng Indonesia, to Third Harbor Construction (the "**PTPB Pledge of Shares Agreement**");

A new pledge of shares agreement was entered into among PTPB, Engineering Prosper and Benteng Indonesia on 26 April 2018 after the termination of the PTPB Pledge of Shares Agreement;



## Report of the Directors

4. An assignment of rights to dividends agreement was entered into among PTPB, Benteng Indonesia and Third Harbor Construction, pursuant to which PTPB agreed to assign the rights to receive dividends on the 330,000 shares owned by PTPB to Third Harbor Construction (the “**PTPB Assignment of Rights to Dividends Agreement**”);

A new assignment of rights to dividends agreement was entered into among PTPB, Engineering Prosper and Benteng Indonesia on 26 April 2018 after the termination of the PTPB Assignment of Rights to Dividends Agreement;

5. An option agreement was entered into between PTPB and Third Harbor Construction, pursuant to which PTPB agreed to grant an option to Third Harbor Construction to purchase the 330,000 shares owned by PTPB in Benteng Indonesia (the “**PTPB Option Agreement**”);

A new option agreement was entered into between Engineering Prosper and PTPB on 26 April 2018 after the termination of the PTPB Option Agreement;

6. A power of attorney to sell was entered into between PTPB and Third Harbor Construction, pursuant to which PTPB agreed to grant a power of attorney to Third Harbor Construction to sell the 330,000 shares owned by PTPB in Benteng Indonesia (the “**PTPB Power of Attorney to Sell**”);

A new power of attorney to sell was entered into between Engineering Prosper and PTPB on 26 April 2018 after the termination of the PTPB Power of Attorney to Sell (the “**Engineering Prosper Power of Attorney to Sell**”);

7. A power of attorney to vote was entered into between PTPB and Third Harbor Construction, pursuant to which PTPB agreed to grant a power of attorney to Third Harbor Construction to vote in the shareholders’ meeting to represent the 330,000 shares owned by PTPB in Benteng Indonesia (the “**PTPB Power of Attorney to Vote**”); and

A new power of attorney to vote was entered into between Engineering Prosper and PTPB on 26 April 2018 after the termination of the PTPB Power of Attorney to Vote.

### ***Significance of business activities of Benteng Indonesia to the Company***

Pursuant to relevant laws and regulations in Indonesia, the maximum foreign ownership in a company conducting business in the port, waterway and marine engineering industry in Indonesia is limited to 67%. In order to quickly establish our presence in Southeast Asia and/or to comply with all relevant local laws and regulations, we incorporated Benteng Indonesia by entering into contractual arrangements with our local parties.

**Revenue and Assets**

The revenue, profit for the year and total assets subject to the Contractual Arrangements are set out as follows:

	<b>Year ended 31 December 2023 RMB in million</b>
Revenue	<b>227.4</b>
Loss for the year	<b>(6.3)</b>
	<b>As of 31 December 2023 RMB in million</b>
Total assets	<b>264.8</b>

For the year ended 31 December 2023, the revenue and profit for the year subject to the Contractual Arrangements amounted to approximately 10.6% and -20.5% of the revenue and profit for the year of the Group. As of 31 December 2023, the total assets subject to the Contractual Arrangements amounted to approximately 8.2% of the total assets of the Group.

During the year ended 31 December 2023, no dividends or other distributions have been made by Benteng Indonesia to PTPB.

***The extent to which the Contractual Arrangements relate to requirement of applicable laws, rules and regulation other than foreign ownership restriction***

As disclosed in the Prospectus, the Company's Indonesian Legal Advisers, after taking reasonable enquiries and due diligence have confirmed that the Contractual Arrangements comply in fact and in good faith with all relevant laws and regulations in Indonesia.

***Material change in the Contractual Arrangements***

Save as otherwise disclosed in the Prospectus and this report, the Contractual Arrangements have not been supplemented or modified since the date of execution of all such Contractual Arrangements.

***Unwinding the Contractual Arrangements***

In the event that Indonesian law allows the foreign shareholders to directly hold more than 67% of the interest in an Indonesian company that is engaged in construction services, Engineering Prosper can exercise its power under the Engineering Prosper Power of Attorney to Sell and sell certain PTPB's shares in Benteng Indonesia to Engineering Prosper or to any member of the Group to the extent permissible under such Indonesian law and/or regulation.

## Report of the Directors

In the event that Indonesian law allows the foreign shareholders to directly hold 100% of the interest in an Indonesian company that is engaged in construction services, we will unwind the Contractual Arrangements as soon as possible, including Engineering Prosper exercising its power under the Engineering Prosper Power of Attorney to Sell, and sell the entire PTPB's shares in Benteng Indonesia to Engineering Prosper or to any member of the Group, so that Benteng Indonesia will become the wholly-owned subsidiary of the Group.

No consideration would be payable by Engineering Prosper or any member of the Group to PTPB in the unwinding of the Contractual Arrangements mentioned above.

### ***Implications under the Listing rules***

PTPB directly held 33% equity interests in Benteng Indonesia, a subsidiary of the Company, and therefore is a connected person of the Company under Rule 14A.07(1) of the Listing Rules upon Listing. Accordingly, the transactions contemplated under the Contractual Arrangements constitute continuing connected transactions under Chapter 14A of the Listing Rules.

### ***Waiver from the Stock Exchange***

The Company has applied for, and the Stock Exchange has granted a waiver to the Company from strict compliance with (i) the announcement, circular and independent Shareholders' approval requirements under Chapter 14A of the Listing Rules in respect of the transactions under the Contractual Arrangements; (ii) the requirement of setting a maximum aggregate annual value (i.e. an annual cap) in relation to the Contractual Arrangements under Rule 14A.53 of the Listing Rules; and (iii) the requirement of limiting the term of the Contractual Arrangements to three years or less under Rule 14A.52 of the Listing Rules, subject to certain conditions as detailed in the section headed "Connected Transaction" of the Prospectus.

## **(3) 2023–2025 Master Construction Services Agreement**

### ***Reasons for Entering into the 2023–2025 Master Construction Services Agreement and its Pricing Policy***

On 7 December 2022, the Company as service provider and Watts Gallop as service recipient entered into the 2023–2025 Master Construction Service Agreement (the "**2023–2025 Master Construction Services Agreement**"), pursuant to which the Group will provide engineering construction services to Watts Gallop Group from 1 January 2023 to 31 December 2025, subject to the terms and conditions provided under the 2023–2025 Master Construction Services Agreement, which was approved by the independent Shareholders at the extraordinary general meeting held on 2 February 2023. The engineering construction services shall include but not limited to (i) marine engineering construction services, (ii) municipal public engineering construction services and (iii) other engineering construction services that may be provided by the Group (the "**Engineering Construction Services**").

The transactions contemplated under the 2023–2025 Master Construction Service Agreement are expected to be of a recurrent nature and will occur on a regular and continuing basis in the ordinary and usual course of business of the Group. The 2023–2025 Master Construction Service Agreement is intended to streamline the continuing connected transactions between the Group and Watts Gallop Group.

With years of stable and long-term business relationship between the Group and Watts Gallop Group and the Group's involvement in providing services to Watts Gallop Group since 2010, the Group is familiar with the business needs, quality standards and operation requirements of Watts Gallop Group while Watts Gallop Group is familiar with the Group's construction capacity and qualification. Based on the pricing policy of the 2023–2025 Master Construction Service Agreement, the Group is able to render revenue with terms not less favorable than Independent Third Parties. In addition, the long-term relation between the Group and Watts Gallop Group also create synergies such as more effective communication and higher work efficiency, while also reduce the administrative procedure and cost of the Group during the bidding process and less credit risk when collecting receivables.

The Board considers that the terms of the transactions contemplated under the 2023–2025 Master Construction Service Agreement and the proposed annual caps are fair and reasonable and on normal commercial term or better, the 2023–2025 Master Construction Service Agreement was entered in the ordinary and usual course of business of the Group and in the interests of the Company and the Shareholders as a whole.

When determining the fees to be charged by the Group for the Engineering Construction Services to be provided by the Group under the 2023–2025 Master Construction Services Agreement, the Company will mainly consider the expected gross profit margin of the project based on scope of work, nature, size, duration, cost of raw material and subcontractors, complexity etc.

### **Annual Caps**

The annual caps for the transactions contemplated under the 2023–2025 Master Construction Services Agreement are approximately RMB362.0 million, RMB178.0 million and RMB118.0 million for the three years ended/ending 31 December 2023, 2024 and 2025, respectively.

For the year ended 31 December 2023, the amount in respect of the transaction under the 2023–2025 Master Construction Service Agreement was approximately RMB184.3 million.



## Report of the Directors

### ***Implication under the Listing Rules***

Mr. Wang Shizhong, a non-executive Director and a controlling Shareholder, owned 56% equity interest in Watts Gallop. Mr. Wang Shizhong and the parties acting in concert with him (including Mr. Ye Kangshun, Mr. Wang Xiuchun, Ms. Zhou Meng, Mr. Wang Shiqin and Mr. Wang Likai) together owned an aggregate of 72.52% equity interest in Watts Gallop. As such, Watts Gallop is a connected person of the Company. The Master Construction Services Agreement and the transactions contemplated thereunder constituted continuing connected transactions of the Company under Chapter 14A of the Listing Rules.

As the applicable percentage ratios (as defined under Rule 14.07 of the Listing Rules) (other than the profits ratio) in respect of the highest annual cap under the Master Construction Services Agreement exceeds 5%, the Master Construction Services Agreement was subject to the reporting, announcement and Independent Shareholders' approval requirements under Chapter 14A of the Listing Rules.

### **Confirmation from independent non-executive directors**

The independent non-executive Directors have reviewed the 2021 Master Procurement Agreement, Contractual Arrangements and 2023–2025 Master Construction Services Agreement (collectively, the “**CCTs**”), and confirmed that:

- (i) the transactions carried out under the CCTs during the year were entered into in the ordinary and usual course of business of the Group;
- (ii) the transactions carried out under the CCTs during the year were entered into on normal commercial terms or better;
- (iii) the transactions carried out under the CCTs during the year were entered into according to the agreement governing them and on terms that are fair and reasonable and in the interests of the Shareholders as a whole;
- (iv) the transactions carried out under the Contractual Arrangements during the year have been entered into in accordance with the relevant terms and conditions of the Contractual Arrangements and any Cloned Arrangements (as defined in the section headed “Connected Transactions” in the Prospectus) such that the revenue generated by Benteng Indonesia and any other Indonesian subsidiary(ies) under the Cloned Arrangements have been mainly retained by the Group;
- (v) no dividends or other distributions have been made by Benteng Indonesia and any other Indonesian subsidiary(ies) under the Cloned Arrangements to the holders of its remaining shareholding interests which are not otherwise subsequently assigned or transferred to the Group; and
- (vi) no new contracts were entered into, renewed or reproduced by the Group under the Cloned Arrangement during the year.

## Letter from the Company's independent auditor

PricewaterhouseCoopers, the Company's auditor was engaged to report on the Group's continuing connected transactions in accordance with Hong Kong Standard on Assurance Engagements 3000 (Revised) "Assurance Engagements Other Than Audits or Reviews of Historical Financial Information" and with reference to Practice Note 740 "Auditor's Letter on Continuing Connected Transactions under the Hong Kong Listing Rules" issued by the Hong Kong Institute of Certified Public Accountants. PricewaterhouseCoopers has issued its unqualified letter containing its finding and conclusion in respect of the continuing connected transactions disclosed by the Group on pages 33 to 42 of this annual report in accordance with Rule 14A.56 of the Listing Rules.

## Related party transactions

The related party transactions undertaken during the year ended 31 December 2023 are set out in Note 36 to the consolidated financial statements, among which, the continuing connected transactions as set out in items (a)(i) to (a)(iv) also constituted continuing connected transactions of the Company as defined in Chapter 14A of the Listing Rules. The Company has complied with all applicable disclosure requirements as set out in Chapter 14A of the Listing Rules.

## Pre-emptive right

There are no provisions for pre-emptive rights in the Articles of Association or the laws of the Cayman Islands applicable to the Company that require the Company to offer new shares on a pro rata basis to existing shareholders.

## Non-competition undertakings

On 22 October 2018, each of the Controlling Shareholders entered into the Deed of Non-Competition in favour of the Company (for itself and on behalf of all members of the Group). According to the Deed of Non-Competition, the Controlling Shareholders (collectively referred to as the "**Covenantors**") have irrevocably and unconditionally, jointly undertaken to the Company (for itself and as trustee of each member of the Group) that (among other things) during the period from the Listing Date to the date when the shares remain so listed on the Stock Exchange and the Covenantors are individually or collectively with any of their close associates interested directly or indirectly in not less than 30% of the issued share capital of the Company: (i) the Covenantors will not, and will procure their respective close associates (except for the members of the Group) not to compete with the Group, directly or indirectly; and (ii) the Covenantors will procure the Covenantors and/or any of their respective close associates (except for the members of the Group) to give priority referral to the Company of any business investment or other business opportunity that is identified or given to restricted business. The details of the Deed of Non-Competition are set out in the section headed "Relationship with Controlling Shareholders" of the Prospectus. The Company has received confirmations from each of the Covenantors confirming that they have complied with the undertakings under the Deed of Non-Competition during the Reporting Period.

The independent non-executive directors have reviewed the status of compliance and confirmed that the controlling shareholders have complied with all such non-competition undertakings during the Reporting Period.

## Report of the Directors

### Directors' interests in competing business

During the year ended 31 December 2023, none of the Directors had any interest in any businesses which compete or are likely to compete, either directly or indirectly, with the businesses of the Group.

### Contract of significance

Save as disclosed in this annual report, at no time during the Reporting Period had the Company or any of its subsidiaries entered into any contract of significance with the Controlling Shareholders or any of their subsidiaries, nor had any contract of significance been entered into for the services provided by the Controlling Shareholders or any of their subsidiaries to the Company or any of its subsidiaries.

### Compliance with laws and regulations

The Group persists in maintaining good corporate governance and operating in compliance with the laws and integrity through abidance by relevant laws and regulations, industry regulations and business ethics.

For the year ended 31 December 2023 and up to the date of this annual report, the Company had not been and was not a party to any material legal, arbitral or administrative proceedings, and the Company was not aware of any pending or threatened legal, arbitral or administrative proceedings against the Company or any of the Directors which could have a material adverse effect on the Company's operations or financial condition.

### Compliance with key regulatory requirements

The Group's business is mainly operated by the Company's subsidiaries located in China, Indonesia, Malaysia and Brunei. Therefore, the establishment and operation of the Group are subject to the relevant laws and regulations of the above jurisdictions. For the year ended 31 December 2023 and up to the date of this annual report, the Group has complied with all relevant laws and regulations of the above jurisdictions in all material respects.

### Principal risks and uncertainties

There are certain risks involved in the Group's operation, and set out below are some of the major risks that may materially and adversely affect us:

- Our performance is dependent on the general economic conditions and policies of the port, waterway, marine engineering and municipal public engineering industry in the PRC, especially the policies on public spending on transportation infrastructure projects;
- Our customers pay us by way of progress payments and require performance deposit and retention money, and any delay in progress payments or release of performance deposit and retention money may affect our working capital and cash flow;
- Our business operates under various permits, licences and/or qualifications and the loss of or failure to obtain or renew any or all of these permits or licences may materially and adversely affect our business, results of operations and financial condition;

- Our future gross profit and gross profit margins largely depend on our projects on hand and our ability to secure future sizeable and profitable port infrastructure, waterway engineering and municipal public engineering projects, and failure to secure these projects may materially and adversely affect our business, results of operations and financial condition; and
- Geopolitical risks may materially and adversely affect our business in countries where we operate, especially the Southeast Asian countries.

## Environmental policies and performance

The Group sticks to the principle of “green growth, harmonious cooperation and mutual benefits”, continuously improves the environmental management system, and strives to protect the environment in production and operation activities. The measures include but not limited to the following:

- (i) identifying environmental protection requirements in project tender documents and assessing whether the Group has the capability to meet such requirements;
- (ii) taking into consideration the environmental impact in project planning and the design of work method statements;
- (iii) equipping all of the Group’s vessels with fuel leakage defence equipment for suppressing the spread of floating fuel spills in case of leakage; and
- (iv) sorting excavated materials from dredging and excavation works for recycling use or disposal, disposing of the excavated materials at designated dumping area according to the relevant regulations.

The Group strictly complies with the requirements of the Appendix C2 Environmental, Social and Governance Reporting Guide to the Listing Rules. For details of the Company’s environmental policies and performance, please refer to the Environmental, Social and Governance Report of the annual report.

## Equity-linked agreement

Save as disclosed under the sections headed “Share Option Scheme” and “Share Award Scheme”, no equity-linked agreements were entered into by the Company during the year ended 31 December 2023 or have subsisted as at 31 December 2023.

## Permitted Indemnity Provision

The Company has purchased appropriate liability insurance for directors and senior management and the permitted indemnity provisions for the benefit of the directors and senior management are currently in force.

## Charitable donations

For the year ended 31 December 2023, the Group’s charitable and other donations were approximately HK\$568,515.



## Report of the Directors

### Audit committee

The Audit Committee has discussed with management and reviewed the audited consolidated financial statements of the Group for the year ended 31 December 2023.

There is no disagreement by the Audit Committee with the accounting treatment adopted by the Company.

### Sufficiency of public float

Based on information publicly available to the Company and to the best knowledge of the Directors, during the Reporting Period, the Company has maintained sufficient public float required under the Listing Rules.

### Auditor

PricewaterhouseCoopers has been appointed as auditor of the Company. PricewaterhouseCoopers shall retire at the conclusion of the 2024 AGM and, being eligible, will offer themselves for re-appointment. A resolution for the re-appointment of PricewaterhouseCoopers as auditor of the Company will be proposed at the 2024 AGM. PricewaterhouseCoopers has audited the consolidated financial statements of the Company for the year ended 31 December 2023.

By order of the Board  
**Watts International Maritime Company Limited**  
**Wang Xiuchun (王秀春)**  
*Chairman and Executive Director*

Shanghai, 28 March 2024

# Corporate Governance Report

## Compliance with Corporate Governance Code

The Group is committed to maintaining high standards of corporate governance to safeguard the interests of the shareholders and to enhance corporate value and accountability. The Company has adopted all the code provisions in the Corporate Governance Code and Corporate Governance Report (the “**CG Code**”) as set out in Appendix C1 to the Listing Rules as its own code of corporate governance. As of 31 December 2023, the Company has complied with all applicable code provisions under the CG Code.

## Corporate Culture

The Company adheres to the corporate spirit of “making progress every day with continuous pursuance and improvement”, upholds the corporate mission of “creating value for customers, seeking development for employees, creating benefits for shareholders, and assuming responsibility for the society”, and is striving to become a well-known general contracting service provider in the industry.

## The Board

### Board composition

As of the date of the annual report, the Board comprised eight Directors, including four executive Directors: Mr. Wang Xiuchun (王秀春), Ms. Wan Yun (萬雲), Mr. Wang Lijiang (王利江) and Mr. Wang Likai (王利凱), a non-executive Director: Mr. Wang Shizhong (王士忠) and three independent non-executive Directors: Mr. Wang Hongwei (王洪衛), Mr. How Sze Ming (侯思明) and Mr. Sun Dajian (孫大建). Mr. Wang Xiuchun (王秀春) is the chairman of the Board, and Ms. Wan Yun (萬雲) is the chief executive officer of the Company.

### Chairman and chief executive officer

The positions of chairman and the chief executive officer are held separately. Mr. Wang Xiuchun (王秀春) is the chairman of the Board, and Ms. Wan Yun (萬雲) is the chief executive officer of the Company.

The chairman provides leadership and governance for the Board so as to create the conditions required for effective performance of the Board as a whole and effective contribution by individual Director. He also ensures that the Board performs its responsibilities and all key and appropriate issues are discussed by the Board in a timely manner. The chief executive officer has the delegated power to manage the Company and to oversee the activities of the Company.

The biographies of the Directors are set out under the section headed “Biographical Details of Directors and Senior Management” of this annual report. Except as disclosed in the above section of this annual report, there is no personal relationship (including financial, business, family or other material or related relationship) between any other Directors and the chief executive of the Company.

## Corporate Governance Report

### Responsibilities

The Board is responsible for supervising the Group's overall management, overseeing the Group's strategic planning, monitoring the Group's business and performance, and exercising other powers and functions assigned by the Articles of Association of the Company. The Board is also responsible for the development, review and monitoring of the Group's policies and procedures in corporate governance, legal and regulatory compliance, as well as the training and continuing professional development of the Directors and senior management of the Company. The Board also reviews the disclosures of this corporate governance report to ensure compliance with the CG Codes.

The Board has assigned the powers and responsibilities of the Group's daily operations, management and administration to the senior management of the Company. The Board regularly reviews the functions and powers delegated to ensure that the assignments are still appropriate. To oversee specific aspects of the Company's affairs, the Board has established three board committees, including the audit committee, the remuneration committee and a nomination committee. The Board has assigned responsibilities to the Board committees in accordance with their respective scopes of powers and functions.

To ensure that independent views and input are available to the Board, all Board members are individually and independently accessible to the senior management of the Company to perform their duties. If necessary, the Board members may seek independent professional advice to assist the Directors in performing their responsibilities at the expense of the Company. In addition, the Board is represented by sufficient number of independent non-executive Directors which meets the requirement of the Listing Rules. The Board shall conduct annual review of the implementation and effectiveness of such policy to ensure independent views are available to the Board. The Board considers that the current policy to ensure independent views are available to the Board is sufficient and effective.

### Independence of independent non-executive Directors

During the Reporting Period, the Company has complied with the requirements for appointment of at least three independent non-executive Directors under Rule 3.10(1) and Rule 3.10(2) of the Listing Rules and at least one of the independent non-executive Directors have appropriate professional qualification or accounting or related financial management expertise.

The Company has also complied with the requirements of Rule 3.10A of the Listing Rules relating to the appointment of independent non-executive Directors of which they represent at least one-third of the Board.

Each of the independent non-executive Directors has confirmed his independence pursuant to Rule 3.13 of the Listing Rules. The Company considers that, in accordance with these independent standards, they are independent and can effectively make independent judgments.

### Directors' training and professional development

Each newly appointed Director is provided with necessary induction and information to ensure that he/she has proper understanding of the Company's operations and businesses. The Company also arranges for a briefing session to the Directors with updates on latest development and changes in the Listing Rules and other relevant regulatory requirements from time to time. The Directors are also provided with regular updates on the Company's performance, position and prospects to enable the Board as a whole and each Director to perform their responsibilities.

Directors are encouraged by the Company to participate in continuous professional development to develop and update their knowledge and skills.

All Directors have received training regarding compliance with Listing Rules offered by the agency hired by the Company on 24 August 2023. The individual training record of each Director received for the year ended 31 December 2023 is summarised in the section headed “Number of meetings and directors’ attendance” below.

### **Board meetings**

The Company intends to hold Board meetings regularly, at least four times a year. A notice of a regular Board meeting shall be given to all Directors not less than fourteen working days prior to the holding of the meeting, so that the Directors have an opportunity to attend the meeting. The notice also include matters in the agenda for a regular meeting. A Director may attend a Board meeting in person or appoint another Director in writing to attend a Board meeting on his/her behalf. The Company’s joint company secretaries are responsible for preparing and maintaining the documents and records of the Board meeting. The draft and final minutes of each Board meeting and Board committee meeting will be sent to all Directors or committee members for comment within a reasonable period of time after the date of the meeting.

For the year ended 31 December 2023, four Board meetings were held; and one general meeting was convened.

### **Board committees**

The Board is supported by three Board committees, namely the Audit Committee, the Remuneration Committee and the Nomination Committee. Each Board committee has clear written terms of reference approved by the Board, covering its responsibilities, powers and functions. The terms of reference of the Audit Committee, the Remuneration Committee and the Nomination Committee are available on the websites of the Stock Exchange and the Company.

All Board committees are provided with sufficient resources to perform their responsibilities, including access to independent management or professional advice when necessary.

### **Audit Committee**

The Audit Committee comprises three members, namely Mr. Sun Dajian (孫大建) (Chairman), Mr. How Sze Ming (侯思明) and Mr. Wang Hongwei (王洪衛), and all of whom are independent non-executive Directors.

The Audit Committee of the Company is mainly responsible for assisting the Board in providing independent advices on the effectiveness of the financial reporting system, risk management and internal control systems, overseeing the audit process, developing and reviewing policies, and performing other responsibilities assigned by the Board.

The written terms of reference of the Audit Committee are available on the websites of HKEXnews and the Company.



## Corporate Governance Report

For the year ended 31 December 2023, three meetings were held by the Audit Committee and, among others, discussed:

- the audited financial statements of the Group for the year ended 31 December 2022;
- continuing connected transactions of the Group for the year ended 31 December 2022;
- proposed re-appointment of the auditor in 2023;
- risk management and internal control systems and their effectiveness;
- the unaudited financial statements of the Group for six months ended 30 June 2023; and
- the effectiveness of the internal audit function.

### Remuneration Committee

The Remuneration Committee comprises three members, namely Mr. How Sze Ming (侯思明) (Chairman), Mr. Sun Dajian (孫大建) and Mr. Wang Hongwei (王洪衛), all of whom are independent non-executive Directors.

The Remuneration Committee has adopted the second model as described in code provision E.1.2(c) of the CG Code (i.e. making recommendation to the Board on the remuneration package of individual executive director and senior management member). The principal responsibilities of the Company's Remuneration Committee include but not limited to the following: (i) making recommendations to the Board on the Company's policy and structure for all remuneration of the Directors and senior management and on the establishment of a formal and transparent procedure for developing policy on such remuneration; (ii) making recommendations to the Board on the remuneration of Directors and senior management; and (iii) reviewing and approving management's remuneration proposals with reference to corporate goals and objectives of the Board.

The written terms of reference of the Remuneration Committee are available on the websites of the HKEXnews and the Company.

For the year ended 31 December 2023, one meeting was held by the Remuneration Committee and, among others, discussed:

- performance of executive Directors;
- remuneration policy and structure;
- remuneration packages of individual executive Directors and senior management; and
- remuneration of independent non-executive Directors.

## Nomination Committee

The Nomination Committee comprises three members, namely Mr. Wang Hongwei (王洪衛) (Chairman), Mr. Sun Dajian (孫大建) and Mr. How Sze Ming (侯思明), and all of them are independent non-executive Directors.

The Nomination Committee is mainly responsible for making recommendations to the Board on the appointment and reappointment of Directors and the succession planning for Directors, in particular the chairman and the major executives.

The written terms of reference of the Nomination Committee are available on the websites of the Stock Exchange and the Company.

For the year ended 31 December 2023, one meeting was held by the Nomination Committee and, among others, discussed:

- review the structure, size and composition of the Board (including skills, knowledge and experience);
- assess the independence of independent non-executive Directors; and
- discuss re-election of retiring Directors.

## Nomination policy

The Company has established a nomination policy which sets out the selection criteria and nomination procedures for the appointment of Directors. The selection criteria used by the Nomination Committee to assess candidates include reputation, achievements, expertise, industry experience, time available and diversity. The nomination procedure is summarised as follows:

### (1) Appointment of Directors

The Nomination Committee identifies individual(s) suitably qualified to become Board members, having due regard to Board diversity policy, and assesses the independence of the proposed independent non-executive Director(s) as appropriate.

- a. The Nomination Committee makes recommendation(s) to the Board.
- b. The Board considers the individual(s) recommended by the Nomination Committee, having due regard to the Board diversity policy.
- c. The Board confirms the appointment of the individual(s) as Director(s) or recommends the individual(s) to stand for election at a general meeting. Individual(s) appointed by the Board to fill a casual vacancy or as an addition to the Board will be subject to re-election by the shareholders at the next annual general meeting after initial appointment in accordance with the Company's Articles of Association.

## Corporate Governance Report

### **(2) Re-appointment of Directors**

- a. The Nomination Committee considers each retiring Director, having due regard to the Board diversity policy and assesses the independence of each retiring independent non-executive Director.
- b. The Nomination Committee makes recommendation(s) to the Board.
- c. The Board considers each retiring Director recommended by the Nomination Committee having due regard to the Board diversity policy.
- d. The Board recommends the retiring Directors to stand for re-election at the annual general meeting in accordance with the Company's Articles of Association.

The Nomination Committee will review and amend this policy in due course to ensure its effectiveness.

### **Board diversity**

The Company believes that the diversity of Board members will be immensely beneficial for the enhancement of the Company's performance. Therefore, the Company has adopted a Board diversity policy to ensure that the Company will, when determining the composition of the Board, consider Board diversity in terms of, among other things, gender, age, cultural and educational background, race, professional experience, skills and knowledge and length of service. The Board diversity policy sets out the approach towards achieving diversity on the Board. Pursuant to the Board diversity policy, all Board appointments will be based on merits and contribution that the selected candidates made. A list of selected candidates will be submitted to the Board. The candidates will be considered against applicable criteria and their benefits to the diversity of the Board. The Nomination Committee will monitor the implementation of the policy from time to time and review the policy as appropriate to ensure the effectiveness of the policy.

During the year ended 31 December 2023, the Nomination Committee has reviewed the size, structure and composition of the Board with due regard to the Board diversity policy and considered that the existing Board composition reflects an appropriate mix of skills, experience and diversity among its members that are relevant to the Company's business model and contribute to an effective Board. All Directors, including the independent non-executive Directors, have contributed a wide range of valuable business experience, knowledge and professionalism to the Board, ensuring its effective and efficient operations. The independent non-executive Directors contribute to the Group and its strategies and policies by providing independent, constructive and informed comments.

The Board currently has one female Director and has therefore achieved gender diversity in respect of the Board. We will strive to enhance our female representation and achieve appropriate balance of gender diversity with reference to the stakeholders' expectation and international and local recommended best practices.

As at 31 December 2023, approximately 80.6% of the Company's workforce (including senior management) is male and approximately 19.4% is female. We will continue to monitor the above-mentioned gender ratio and will aim at achieving a greater gender diversity in hiring all positions across the Group.

## Corporate governance functions

The Board is responsible for performing the duties on corporate governance functions set out below:

- To develop and review the Company's policies and practices on corporate governance and make recommendations to the Board;
- To review and monitor the training and continuous professional development of directors and senior management;
- To review and monitor the Company's policies and practices on compliance with legal and regulatory requirements;
- To develop, review and monitor the code of conduct and compliance manual (if any) applicable to employees and directors; and
- To review the Company's compliance with the CG Code and disclosure in the Corporate Governance Report.

The Board has reviewed the Company's corporate governance policies and practices, Directors' and senior management's training and continuing professional development, the Company's policies and practices in complying with legal and regulatory requirements, compliance with the Model Code, and the Company's compliance with the CG Code and its disclosure in the corporate governance report.

## Number of meetings and directors' attendance

The attendance record of each Director at the Board meetings, Board committee meetings and general meetings of the Company held for the year ended 31 December 2023 is set out in the table below:

Name of Director	Board meetings	General meetings	Audit Committee meetings	Remuneration Committee meetings	Nomination Committee meetings	Training regarding compliance with the Listing Rules
<b>Executive Directors</b>						
Mr. Wang Xiuchun (王秀春)	4/4	1/1	NA	NA	NA	√
Ms. Wan Yun (萬雲)	4/4	1/1	NA	NA	NA	√
Mr. Wang Lijiang (王利江)	4/4	1/1	NA	NA	NA	√
Mr. Wang Likai (王利凱)	4/4	1/1	NA	NA	NA	√
<b>Non-executive Director</b>						
Mr. Wang Shizhong (王士忠)	4/4	1/1	NA	NA	NA	√
<b>Independent Non-executive Directors</b>						
Mr. Sun Dajian (孫大建)	4/4	1/1	3/3	1/1	1/1	√
Mr. How Sze Ming (侯思明)	4/4	1/1	3/3	1/1	1/1	√
Mr. Wang Hongwei (王洪衛)	4/4	1/1	3/3	1/1	1/1	√



## Corporate Governance Report

### Remuneration of Directors and senior management

Details of the remuneration of the Directors and senior management are set out in Notes 40 and 36 to the consolidated financial statements in this annual report.

### Directors' responsibilities for financial reporting

The Directors acknowledge their responsibilities for preparing the financial statements for the year ended 31 December 2023 which has been mentioned in the independent auditor's report on page 97.

The management has provided to the Board such explanation and information that are necessary to enable the Board to carry out an informed assessment of the Company's consolidated financial statements, which are put to the Board for approval. The Company provides all members of the Board with updates on the Group's performance, status quo and prospects on a regular basis.

The Directors were not aware of any material uncertainties relating to events or conditions which may cast significant doubt upon the Group's ability to continue as a going concern.

### Internal control and risk management

The Company has established risk management and internal control systems and has developed policies and procedures that are considered appropriate for our business operations. We will continuously monitor and evaluate our business and take measures to protect the interests of the Group and its shareholders.

The Board oversees and manages the risks associated with our business. The Audit Committee is responsible for reviewing and supervising our financial reporting process and internal control system. The Group has set up an internal audit department, which assists the Board and/or the Audit Committee on the ongoing review of the effectiveness of the Group's risk management and internal control systems. The Board through these functions is at least annually informed of significant risks that have an impact on the Group's performance. The Board is aware of the fact that such systems are designed to manage rather than eliminate the risk of failure to achieve business objectives, and can only provide reasonable assurance and not absolute assurance against material misstatement or loss.

To improve our corporate governance and prevent future violations, we have adopted a series of internal control policies, procedures and programs designed to provide reasonable assurance for the realisation of goals such as effective and efficient operations, reliable financial reporting and compliance with applicable laws and regulations. The key points of our internal control system include the following:

- We regularly provide the Directors with the latest information on the Company's performance, status and prospects so that the entire Board and Directors can perform their responsibilities;
- We adopt different policies to ensure compliance with the Listing Rules, including rules regarding risk management, continuing connected transactions and information disclosure;
- We have implemented an internal control policy on financial management;

## Corporate Governance Report

- We have implemented a series of internal rules and regulations relating to the business operation, including quality control, sales and marketing, production and procurement, research and development, human resources and information technology systems;
- We have implemented policies on social insurance funds and housing provident funds to ensure compliance with regulations in the future; and
- We have implemented procedures on disclosure of inside information, to ensure that any material information which comes to the knowledge of one or more officers should be properly identified, assessed and forwarded to the Board where appropriate.

The Company has established an internal audit function which can be reported directly to the Audit Committee. Internal audit staff will attend annual audit committee meetings to report on internal audit matters. In the event that any material internal control deficiencies are identified, the internal audit staff may report directly to the Audit Committee members.

The Board acknowledges that it is the responsibility of the Board for maintaining an adequate internal control and risk management system to safeguard shareholders' investments and Company's assets, and reviewing the effectiveness of such system on an annual basis.

The Board has reviewed the risk management and internal control systems of the Company and its subsidiaries during the year ended 31 December 2023. The Board considers that the existing internal control system is reasonably effective and adequate.

### External auditor

PricewaterhouseCoopers has been appointed as an external auditor of the Company. The Audit Committee has been informed of the nature and fees of the audit services conducted by PricewaterhouseCoopers, and it does not consider the services have any adverse effect on the independence of the external auditor. There was no disagreement between the Board and the Audit Committee on the selection and appointment of the auditor.

## Corporate Governance Report

For the year ended 31 December 2023, the remuneration paid or payable to the Company's external auditor PricewaterhouseCoopers for the auditing and non-auditing services of which it provided to the Group is analysed as follows:

Service type	Fees paid or payable RMB'000
Auditing services	
Auditing services regarding the Group's 2023 financial statements	2,650
Non-auditing services <sup>(1)</sup>	125

<sup>(1)</sup> Non-auditing services mainly represented the professional fees payable by the Group for services relating to the environmental, social and governance reporting support.

### Joint company secretaries

Mr. Wang Lijiang (王利江) and Ms. Zhang Xiao (張瀟) act as the joint company secretaries of the Company.

Biographical details of Mr. Wang Lijiang (王利江) and Ms. Zhang Xiao (張瀟) are set out in the section headed "Biographical Details of Directors and Senior Management" in this annual report.

Ms. Zhang Xiao (張瀟) serves as an assistant vice president of SWCS Corporate Services Group (Hong Kong) Limited, and is responsible for advising the Board on corporate governance matters to ensure the compliance with policies and procedures set by the Board, and applicable laws, rules and regulations. Mr. Wang Lijiang (王利江), executive Director and joint company secretary of the Company, is the primary contact of Ms. Zhang Xiao (張瀟) in the Company.

Both Mr. Wang Lijiang (王利江) and Ms. Zhang Xiao (張瀟) have confirmed that they have received not less than 15 hours of relevant professional training as required by Rule 3.29 of the Listing Rules during the year ended 31 December 2023.

### Convening of extraordinary general meetings

According to the Articles of Association, one or more shareholders who hold not less than one tenth of the paid-up share capital of the Company entitled to vote at the general meeting on the date of the request, have the right to issue a written request to the Board or the Company's secretary at any time, requiring the Board to convene an extraordinary general meeting to deal with any matters listed in the request. Such meeting shall be held within two months after the request. If within 21 days of such request, the Board fails to proceed to convene such meeting, the requisitionist him/herself may do so in the same manner, and all reasonable expenses incurred by the requisitionist as a result of the failure of the Board to convene such meeting shall be reimbursed to the requisitionist by the Company.

As regards proposing a person for election as a Director, the procedures are available on the website of the Company.

### Procedures for shareholders to make proposals at general meetings

Shareholders should follow the procedures set out in the section headed "Convening of extraordinary general meetings" above for putting forward proposals for discussion at general meetings.

## Directors' and officers' liability insurance

The Company has arranged Directors' and officers' liability insurance for its Directors and senior management. The insurance covers the corresponding costs, charges, expenses and liabilities for any legal action against them arising out of corporate activities.

## Model code for securities transactions by Directors

The Company has adopted the Model Code for Securities Transactions by Directors of Listed Issuers as set out in Appendix C3 to the Listing Rules as its own code of conduct regarding Directors' securities transactions. Having made specific enquiries to all Directors, all Directors confirm that they have fully complied with the relevant requirements set out in its own code of conduct during the Reporting Period.

## Communication with shareholders and investors

The Company considers that effective communication with the shareholders is essential for enhancing investor relations and investors' understanding of the Group's business, performance and strategies. The Company also recognises the importance of timely and non-selective disclosure of information, which will enable shareholders and investors to make the informed investment decisions. The Board has adopted a Shareholder's Communication Policy since the Listing Date which sets out the Company's commitment to maintaining an effective ongoing dialogue with Shareholders.

The Company maintains the policy of frank communication, and deliver information to shareholders and investors through various channels: the Company's financial reports (including interim and annual reports); annual general meetings and other extraordinary general meetings that may be convened; as well as by making available on the Company's website all the disclosed information submitted to the Stock Exchange, the Company's communications and other Company's publications.

The AGM provides opportunity for the shareholders to communicate directly with the Directors. The Chairman of the Company and the chairperson of the Board committees will attend the AGM to answer shareholders' questions.

To promote effective communication, the Company maintains a website at [www.shbt-china.com](http://www.shbt-china.com), where up-to-date information and updates on the Group's business operations and developments, financial information, corporate governance practices and other information are posted and are available for public access.

Additionally, the Shareholders are encouraged to (i) participate in general meetings or to appoint proxies to attend and vote at meetings for and on their behalves if they are unable to attend the meetings; and (ii) attend Shareholders' activities organised by the Company, where information about the Company, including its latest strategic plan, products and services will be communicated.

For the year ended 31 December 2023, the Company has reviewed the implementation and effectiveness of the Shareholders' Communication Policy and considered the above-mentioned communication channels between itself and the Shareholders are effective.



## Corporate Governance Report

### Constitutional documents

In order to conform to the core shareholder protection standards set out in Appendix A1 of the Listing Rules which took effect on 1 January 2022, and to make some house-keeping amendments, at a meeting on 7 December 2022, the Board resolved to propose to amend and restate the memorandum and articles of association of the Company.

The proposed amendments to the memorandum and articles of association of the Company were approved by the Shareholders at the extraordinary general meeting held on 2 February 2023. For details, please refer to Appendix II to the circular of the Company dated 11 January 2023 and poll results announcement dated 2 February 2023.

The amended and restated memorandum and articles of association of the Company are available on the websites of the HKEXnews and the Company.

### Investors' relationship

The Company has maintained corporate transparency and communication with shareholders and investors through timely announcements and/or other publications. The Company's website provides an effective communication platform to understand the latest developments in the market.

### Inquiry to the Board

Shareholders may submit their inquiries to the Board through the headquarters of the Company at 5/F, Tower 17, 2816 Yixian Road, Baoshan District, Shanghai, the PRC (email address: [wime@shbt-china.com](mailto:wime@shbt-china.com)).

# Environmental, Social and Governance Report

Watts International Maritime Company Limited hereby issues the 2023 Environmental, Social and Governance Report (the “**ESG Report**”) of the Group to introduce our idea and practice of sustainable development to stakeholders from the two major aspects of environment and society. For corporate governance information of the Group, please refer to the “*Corporate Governance Report*” of the year.

## Reporting Scope

This report covers Watts International Maritime Company Limited (the “**Company**”) and its subsidiaries (the “**Group**” or “**we**”), includes the primary business of the Group, i.e. port, waterway, marine engineering services and municipal utilities and construction services. Among them, the environmental key performance indicators (“**KPIs**”) disclosed mainly cover the Group’s Shanghai and Hangzhou offices, while other information and the social KPIs relates to the Company and its subsidiaries. This report covers the period from 1 January 2023 to 31 December 2023 (the “**Reporting Period**”).

Compared with the ESG Report of 2022, there is no significant adjustment in the reporting scope of this report.

## Reporting Principles

In line with the *Environmental, Social and Governance Reporting Guide* (the “**ESG Reporting Guide**”) as set out in Appendix C2 of the *Main Board Rules Governing the Listing of Securities on The Stock Exchange of Hong Kong Limited* (the “**HKEX**”) (the “**Listing Rules**”), the ESG Report discloses the environmental and social impacts of the Group’s businesses and operations. The ESG Report is prepared in accordance with the ESG Reporting Guide, and the compliance with the reporting principles is explained as below:

- “Materiality”: the Group determines material ESG issues by stakeholder engagement and materiality assessment, which have been disclosed in the Report;
- “Quantitative”: information on the standards, methodologies and source of conversion factors used for the reporting of emission and energy consumption has been disclosed in the Report;
- “Consistency”: the statistical methods and environmental KPIs are consistent with the previous year.

## ESG Governance

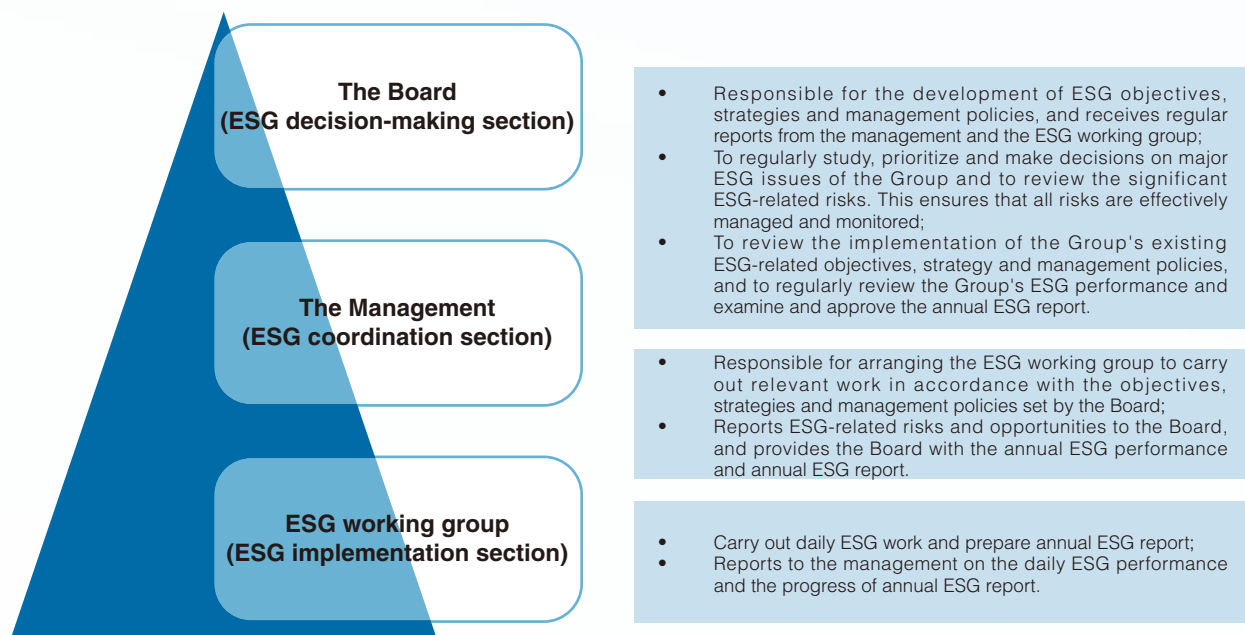
### Directors' Declaration

As the highest decision-making body of ESG management of the Group, the Board takes overall responsibility for the development of ESG strategy and reporting. The Board is responsible for identifying and evaluating important ESG issues, and managing and monitoring them on an ongoing basis. At the same time, the Board sets ESG-related objectives and conducts regular reviews and oversees the implementation of ESG-related objectives to shoulder the corporate mission of “creating value for customers, seeking development for employees, creating benefits for shareholders, and taking responsibility for society”.

In 2023, the Board reviewed the results of the ESG materiality assessment and included the high importance issues as the focus of the Group’s annual ESG efforts. The Board will also continue to monitor the actual situation of the company internal operations and external business environment, and will update the priority ranking of materiality issues as well as the corresponding strategies and targets in a timely manner. In addition, the Board will regularly confirm and summarize the results of ESG efforts and ensure the implementation of ESG-related work.

### ESG Strategy and Organization Structure

While continuing to pay attention to new opportunities in the ports, terminals and municipal public engineering projects market and increasing our continuous investment in the environmental technology business, the Group is committed to corporate social responsibility and endeavouring to bring about a positive impact on the environment and society. We have incorporated ESG factors into our business strategy and established a three-level ESG governance structure composed of the Board, management and ESG working groups with clearly defined ESG governance functions at each level, so as to achieve comprehensive management of ESG issues and ensure the smooth development of the Group’s ESG efforts.



**Three-level ESG Governance Structure**

## Environmental, Social and Governance Report

### Stakeholders Engagement

The Group recognises the importance of maintaining close communication and building strong relationships with various stakeholders in order to achieve sustainable growth. We have established a multi-form and multi-channel communication system to listen to, collect and reasonably adopt the views of our stakeholders on our plans and initiatives in ESG-related areas, and actively respond to the demands of our stakeholders in order to achieve a mutually beneficial and win-win cooperation relationship. We also hope to mobilize the strengths of our stakeholders so that the Group can maintain its sustainable development in various dimensions, including the market, the community and the environment. The following table lists the communications with stakeholders:

Stakeholder	Expectations and requirements	Communications and responses
<b>Government and regulatory agencies</b>	<ul style="list-style-type: none"> <li>• Implementing the policies and regulatory rules which are enforced by government</li> <li>• Operating by the law</li> <li>• Tax paying according to the law</li> <li>• Advocating employment</li> </ul>	<ul style="list-style-type: none"> <li>• Daily management</li> <li>• Work meeting</li> <li>• Supervision and inspection</li> </ul>
<b>Shareholders</b>	<ul style="list-style-type: none"> <li>• Earning returns on investment</li> <li>• Good development of corporate business</li> <li>• Corporate governance</li> <li>• Risk management and control</li> </ul>	<ul style="list-style-type: none"> <li>• General meetings</li> <li>• Annual reports, interim reports and announcements</li> <li>• Investor relation activities</li> <li>• Company website</li> </ul>
<b>Clients</b>	<ul style="list-style-type: none"> <li>• Providing high quality projects and services</li> <li>• Equal and reciprocal cooperation</li> </ul>	<ul style="list-style-type: none"> <li>• Close communication with clients</li> <li>• Improving in client complaint response mechanism</li> </ul>
<b>Suppliers</b>	<ul style="list-style-type: none"> <li>• Achieving mutual benefits and common development via cooperation</li> <li>• Fostering equality, fairness and honouring commitments</li> </ul>	<ul style="list-style-type: none"> <li>• Cooperation in projects</li> <li>• Daily communication</li> <li>• Inspection and evaluation of suppliers</li> <li>• Public tendering and bidding</li> </ul>

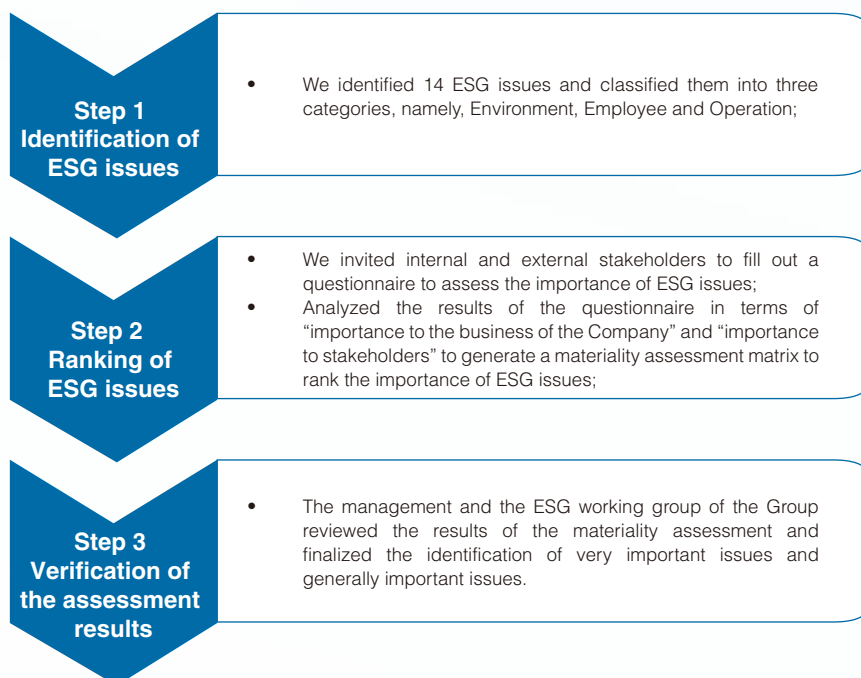


## Environmental, Social and Governance Report

Stakeholder	Expectations and requirements	Communications and responses
<b>Employees</b>	<ul style="list-style-type: none"> <li>Wages and welfare protection</li> <li>Safe and healthy working environment</li> <li>Fair opportunity for promotion and development</li> <li>Pandemic prevention and control</li> </ul>	<ul style="list-style-type: none"> <li>Comprehensive compensation management system</li> <li>Smooth internal communication channel</li> <li>Complete staff training system</li> <li>Safe and healthy working environment</li> </ul>
<b>Society</b>	<ul style="list-style-type: none"> <li>Enhancing public welfare awareness</li> <li>Facilitating the harmonious development of the community</li> </ul>	<ul style="list-style-type: none"> <li>Social charity participation</li> </ul>
<b>Environment</b>	<ul style="list-style-type: none"> <li>Environmental protection</li> <li>Improving the energy utilization efficiency</li> </ul>	<ul style="list-style-type: none"> <li>Attention to environmental protection</li> <li>Energy conservation and emission reduction</li> </ul>

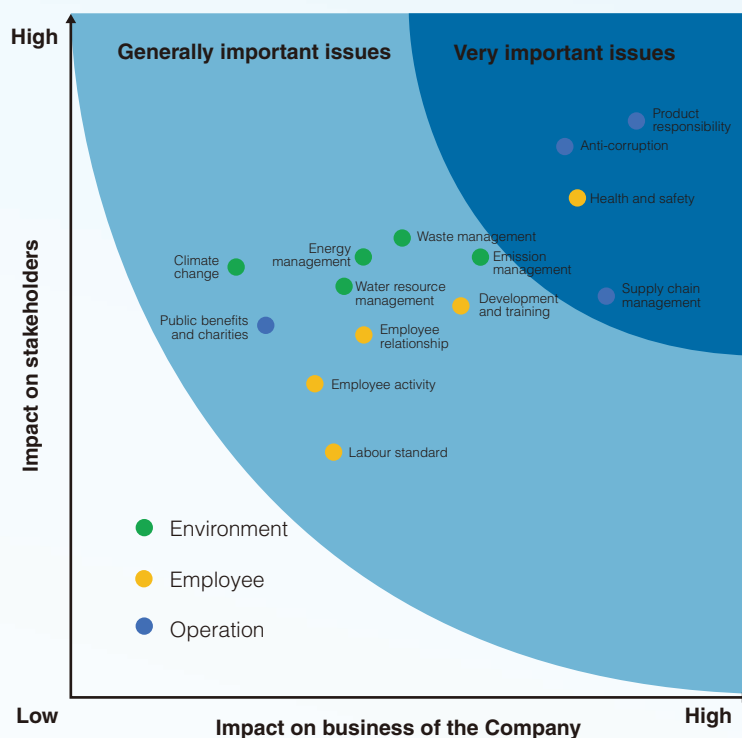
### Materiality Assessment

To have an in-depth knowledge on the ESG issues that are important to various stakeholders and the Group and to assess the Group’s sustainability impact, the Group conducted a materiality assessment in accordance with the ESG Reporting Guide:



## Environmental, Social and Governance Report

In 2023, the Group reviewed ESG issues and their materiality assessment results. Based on internal interviews and discussions, and external expert insights, we conducted a comprehensive analysis and judgment of each issue. Our efforts concluded that the results of the Group's ESG materiality assessment for the year were not different from those of previous years. The specific ESG materiality matrix is as follows:



## Responsible Operation

### Guarantee Project Quality

We are fully aware that the continuous promotion of project quality management is an important factor in enhancing the core competitiveness and brand influence of the Company. The Group strictly complies with the *Construction Law of the People's Republic of China*, the *Regulations on the Administration of Qualifications of Enterprises in Construction Industry* and the *Standards for Special Grade Qualification of General Contracting Enterprises for Construction* in the places where it operates, and regulates the Group's compliant operation, quality management, construction management. Guided by the quality, environmental and occupational health and safety management principles of "scientific management, compliance with rules and regulations, safe production, environmental protection, quality excellence, contract compliance and customer satisfaction", we have formulated internal systems, such as the *Quality, Environment, Occupational Health and Safety Management Manual*, which clearly stipulate the management objectives, organizational structure and responsibilities of the Company as well as the corresponding management requirements. We have also formulated supporting systems, including the *Measures for the Management of Engineering Projects' Technical Quality*, the *Measures for the Management and Verification of Project Processes*, the *Rules for Handling Project Quality Incidents*, etc., to guide, supervise, inspect and regulate the quality of construction works and related ancillary services, in order to achieve excellence in construction quality, create more high-quality projects, and satisfy customers' needs with excellent service quality.

## Environmental, Social and Governance Report

On the basis of sound institutional safeguards, the Group implements standardized quality management in accordance with the requirements of the international quality management system. In accordance with the *Quality Management System (GB/T19001-2016/ISO9001:2015)*, the *Code for Quality Management Of Engineering Construction Enterprises (GB/T50430-2017)*, the *Environmental Management System Requirements and Usage Guidelines (GB/T24001-2016/ISO14001:2015)* and the *Occupational Health and Safety Management System (GB/T45001-2020/ISO45001:2018)* and other standards, we have established systems of quality, environment, and occupational health and safety management, and obtained certifications for the systems. Meanwhile, under the operation of the management system, we continue to optimise the construction process and ensure the construction quality. Our subsidiaries, Shanghai Third Harbor Benteng Maritime Engineering Co., Ltd. (“**Third Harbor Maritime**”) and Watts Gallop Construction Engineering Group Co., Ltd. (“**Watts Gallop Construction**”), have also obtained a number of first-class engineering qualifications, fully demonstrating our capabilities in the areas of port, waterway, coastal and construction engineering infrastructure.



GB/T19001-2016/ISO9001:2015  
the Quality Management System Certification,  
GB/T50430-2017  
the Code for Quality Management Of Engineering Construction Enterprises



GB/T45001-2020/ISO45001:2018  
the Occupational Health and Safety Management System Certification



GB/T24001-2016/ISO14001:2015  
the Environmental Management System Certification

## Environmental, Social and Governance Report

### Third Harbor Maritime

- Grade I Qualification for General Contracting of Port and Waterway Construction
- Grade I Qualification for Professional Contracting of Port and Coastal Engineering
- Grade I Qualification for Professional Contracting of Foundation Works

### Watts Gallop Construction

- Grade I Qualification for General Contracting of Building Construction
- Grade I Qualification for General Contracting of Municipal Public Works Construction

### Engineering qualifications of the Company's two principal subsidiaries

Strict quality control of projects is one of the key elements to ensure project success and customer satisfaction. The Group's project management department is responsible for monitoring and inspecting the construction process and the implementation of the design of the construction organisation of the project department to ensure that any problems identified during the construction process can be rectified and documented. Prior to the delivery of the project, the relevant employees of the project department are required to pass the self-inspection and self-assessment before the project is delivered to the customer for handover acceptance. If quality problems are found, the relevant department will take measures in a timely manner and report to the superior. After the delivery of the project works, we will visit the customer as appropriate, listen to the customer's views, understand their needs and satisfaction, and optimize according to the feedback, until the customer is satisfied. If a project quality accident occurs, the project department will report the cause, status and loss of the accident within 24 hours and coordinate the investigation and evaluation. The relevant responsible persons will be identified and punished according to the cause of the quality accident, the person in charge and the economic loss incurred.

Meanwhile, in order to better understand the needs and expectations of our customers, our engineering project teams regularly communicate with our customers in real time at the construction sites or in accordance with the project requirements, and make every effort to deal with their suggestions on the projects. The Group provides port infrastructure, waterway engineering and marine engineering, municipal utilities and construction services, which do not involve products subject to recalls for health and safety reasons. During the Reporting Period, the Group has not received any complaints regarding its services.

## Environmental, Social and Governance Report

In order to encourage our employees to actively participate in the continuous improvement and innovation of project quality, we have formulated the *Incentive Measures of the Company for Projects Winning Quality Award* and detailed the incentive regulations on the rewarding of projects awarded with provincial and ministerial-level quality engineering awards, construction work methods, and achievements in project quality management. Meanwhile, we also organised quality management seminars from time to time to promote experience exchange and learning among employees, to continuously improve the quality management level of the Company and to promote the Company's high quality development and competitiveness. During the Reporting Period, we reaped several external awards and recognitions in respect of project quality:

### Awarded with "Hangzhou Demonstration Enterprises for the Modernisation of the Construction Industry" in 2023

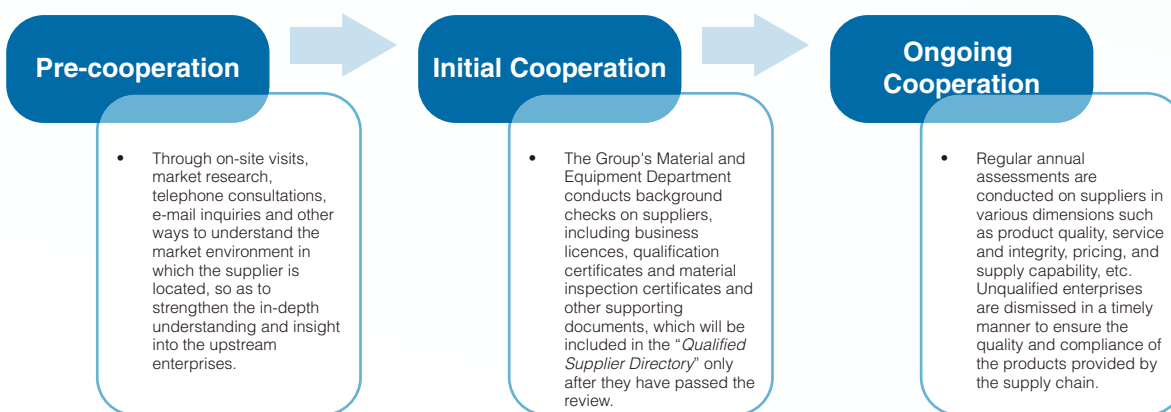
In November 2023, the Urban-Rural Development Committee of Hangzhou announced the "Notice on the List of Hangzhou Demonstration Enterprises for the Modernisation of the Construction Industry for the Year 2023", and Watts Gallop Construction, a subsidiary of the Company, stood out from the multi-level evaluation, and was awarded the title of "Hangzhou Demonstration Enterprises for the Modernisation of the Construction Industry" for the general contracting of building works and municipal utility works. The honor is a recognition of the quality and strength of the Group's projects, and we will continue to strive for excellence and play an exemplary and leading role.

### Awarded with "Project Support Supplier of the Year 2023" by the customers in 2023

In October 2023, our subsidiary, Third Harbor Maritime was invited to participate in the annual meeting organised by our customers. In this annual meeting, we were awarded the "Project Support Supplier of the Year 2023" trophy and recognised by the customers for the 20,000 tonnes of general cargo terminal project in Huabao Park, Indonesia. After eight months of unremitting efforts, the project was officially completed in October 2023, and effectively solved the problem of import and export transport of logistics and freight in Huabao Park, Indonesia.

## Responsible Supply Chain

A high-quality and sustainable supply chain is one of the key elements for the sustainable development of an enterprise. We continue to improve our responsible supply chain management system by formulating and strictly complying with internal management systems, such as the *Procurement Management System* and *Material Management System*, to ensure the regularity, transparency and sustainability of our supply chain activities.



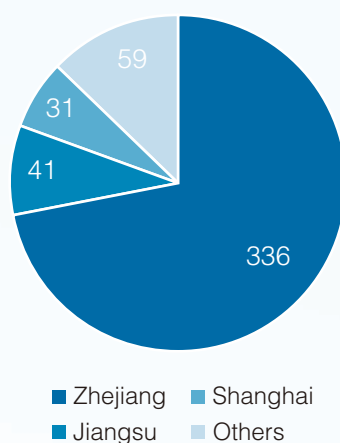
Supplier Co-operation Process



### On-site inspection of upstream supply chain

In order to understand the market situation of beacon lights and actively develop the application of environmentally friendly materials, we visited a beacon light supplier and conducted an on-site inspection. After confirming its business licence, environmental management system certification and other documents, we inspected the production process, product quality, production capacity and environmental protection of its beacon lights and buoys. During the visit, we learnt that its products are made of 304 stainless steel, which has the characteristics of recyclable, corrosion resistance and no secondary pollution to the environment, in line with the concept of green environmental protection. At the same time, the company carried out strict control of dust and other toxic substances in the on-site construction workshop, and the construction workers wear all personal protective equipment, which satisfied the safety production criteria of the enterprise. Through this visit, we have made further progress in finding green and environmentally-friendly materials to meet the demand for environmentally-friendly work practices, providing resources for the implementation of the subsequent projects.

As of 31 December 2023, the Group had 467 suppliers. During the Reporting Period, the Group conducted annual review on its key suppliers and no supplier was dismissed due to product security problems.



### Geographical distribution of the Group's suppliers

In addition to suppliers, subcontractors are also our important partners. Adhering to the concept of cooperation based on honesty and integrity, we have formulated internal systems, such as the *Evaluation and Management Methods for Qualified Subcontractors* and the *Management System for Safety Qualifications of Subcontracting Units and Personnel*, to carry out risk management and control work through standardised management processes. For the subcontractors with whom we cooperate for the first time, we carry out auditing and verification of documents such as business licences, enterprise qualification certificates and safety production permits, as well as the qualifications of personnel. After fully understanding the subcontractor's reputation, engineering performance and production and technical management capabilities, shareholders' holding and other information, and after it has passed the Group's review, we will include it in the *List of Qualified Suppliers*. In addition, we regularly review the subcontractors we are cooperating with every year, strictly monitor and check their construction quality and follow up on the progress of improvement after issuing assessment opinions. Subcontractors with non-compliant quality of subcontracted works, poor construction performance and no cooperation for three consecutive years will be removed from the *List of Qualified Suppliers*.

## Environmental, Social and Governance Report

The Group is committed to building a trustworthy and responsible supply chain network and including suppliers and subcontractors in its sustainability management framework:

Project Stage	Supplier	Subcontractor
<b>Period of Confirming the Cooperation Intention</b>	Require them to sign the <i>Environmental Protection Agreement, Safety Management Agreement</i> , and give priority to environmentally friendly production processes and raw materials;	Require to sign agreements on safety management, public security, fire protection, and environmental protection, and clearly specify the safety objectives, security responsibilities and persons responsible for safety;
<b>Period of On-site Operation</b>	Carry out occasional inspections of the operating environment and waste disposal in the production operations to ensure that the pollutants (wastewater, waste gas, solid waste, etc.) emitted during the supplier's production process meet national or local emission standards.	Subcontractors are required to rectify and eliminate issues in a timely manner upon receipt of rectification notices in the course of construction. In case of serious violates of the relevant regulations, the Group will deal with them in accordance with the actual situation.

### Adherence to Business Ethics

The Group firmly believes that integrity and honesty are the cornerstones of long-term business operations and is committed to establishing a high standard of business reputation. We strictly comply with the relevant laws and regulations of the regions and countries where we operate, such as the *Criminal Law of the People's Republic of China*, the *Tendering and Bidding Law of the People's Republic of China*, the *Anti-Unfair Competition Law of the People's Republic of China*, and also formulated the *Code of Corporate Governance Practices and Insider Information Disclosure Policy* to clarify the code of conduct of Directors after they become aware of inside information. In order to maintain a fair, honest and clean operating environment, we have formulated the *Corruption Prevention Policy* to clearly regulate the business conduct of enterprises and its employees in seven aspects, namely, preventive measures, acceptance of advantages, provision of advantages, hospitality, conflict of interest, education and publicity, as well as reporting, rewarding and punishment, and to strictly prohibit employees from engaging in bribery, extortion, fraud, money laundering, etc. in the course of their work.

The Group is committed to building harmonious, long-lasting, clean, honest, fair and just business relationships with all stakeholders. Before conducting business transactions with our partners, we take into account of factors such as their legitimacy (including agents, suppliers, customers or other trading counterparts) and whether there is any record of dishonest behaviour, and require them to sign the *Integrity Construction Agreement*.

## Environmental, Social and Governance Report

In addition, we provide training on business ethics to our directors, employees and major partners with whom the Group has business transactions through integrity publicity and training, integrity commitment, to ensure the effective implementation of the Group's anti-corruption policy, to jointly maintain an honest and equal partnerships, and to protect the rights and interests of both our partners and the Group.

In order to further build a transparent and clean corporate culture, the Group conducts regular anti-fraud and anti-corruption training covering all employees to enhance their ability to identify and prevent corruption risks.

### 2023 Training on anti-corruption management publicity for all staff

In August 2023, the Group conducted an annual anti-corruption management publicity training covering all employees. We adopted a combined online and offline approach to introduce relevant laws and regulations as well as a series of case studies to provide employees with a deeper understanding of anti-corruption actions. This activity effectively enhanced employees' legal awareness and ability to identify risks, strengthened their awareness of anti-corruption in practical work, and laid the foundation for the joint establishment of a clean and fair business environment.

The Group has a "zero tolerance" attitude towards corruption and bribery in any form. To this end, we have established a public reporting channel in the form of a reporting e-mail and hotline, so that employees or external stakeholders can report to us in the following ways if they are aware of any violation of business ethics related to bribery, extortion, fraud, money laundering, etc.:

- Reporting e-mail: jubao@shbt-china.com
- Report hotline: 021-66189006

## Environmental, Social and Governance Report

Once a report is received, we will immediately collect relevant clues in a unified manner and handle them in a timely manner. Where suspected violations are confirmed by investigation, the employees involved will be subject to disciplinary action, and in serious cases, their appointment/employment will be terminated, and a case will be opened for review and referred to judicial authorities. For units or individuals who provide clues or evidence for reporting, and are found to be true, we will give appropriate rewards. At the same time, we endeavour to protect whistleblower information to avoid unfair treatment or retaliation. During the Reporting Period, there was no corruption lawsuit filed against the Group or its employees.

### ➤ **Trade Secret Protection**

We attach importance to the protection of intellectual property rights and strictly comply with the *Patent Law of the People's Republic of China*, *Law of the People's Republic of China on Confidentiality* and the *Enterprise Intellectual Property Management Standards* and other relevant laws and regulations of the places where we operate. In order to further strengthen the management of intellectual property rights, the Group has formulated internal policies such as the *Intangible Assets Management Policy* to regulate the management of the Group's intangible assets such as patents, trademarks and proprietary technology rights, so as to safeguard the Group's rights and interests, as well as core competitiveness. During the Reporting Period, we have added 10 new patents, including 5 patents for inventions and 5 patents for utility models.

Information security and protection of commercial secrets is one of the key elements in winning the trust of customers and safeguarding corporate reputation. The Group has formulated internal policies such as the *Confidentiality Management Policy* and the *Information System Management Policy*, which clarify the responsibilities and obligations of the Company and its employees in respect of the confidentiality of customers and sensitive commercial information. We manage secrets of the Company in a hierarchical manner, and have dedicated personnel classify and organize confidential documents and strictly control the dissemination of relevant documents and information replication. Meanwhile, the Group has signed the *Confidentiality Agreement* with all new employees and third parties to ensure the security of customer and the Company's information.

## Co-creation and sharing

### Building a Happy Workplace

We are fully aware that talent are an important factor in promoting corporate development and maintaining competitive edge, and a harmonious workplace environment is conducive to the provision of high quality services to our customers. The Group strictly complies with the *Labour Law of the People's Republic of China*, the *Labour Contract Law of the People's Republic of China* and *Provisions on Prohibition of Child Labour* and other relevant laws and regulations of the regions and countries where it operates, and safeguards the legitimate rights and interests of its employees. We have formulated internal systems, such as the *Human Resource Management System*, to systematically regulate the recruitment, transfer, entry and quit, remuneration, training and leave of all employees, and to create a workplace environment that is equal, comfortable, and harmonious, and that has broad development opportunities and potentials for our employees in all aspects. Meanwhile, we have recruited local talents from various overseas countries, such as Brunei and Indonesia, to support the Group's international business presence, and to build up a diversified and localised team while contributing to the enhancement of the local economy and employment rate.

#### ➤ **Employment Management**

In order to implement the concept of diversity and equality of talents, we strictly prohibit restrictions on the career development of employees based on race, gender, color, age, family background, ethnic tradition, religion, physical fitness and nationality of origin, and we are always committed to building an inclusive and equal working environment. We carry out recruitment through campus recruitment, social recruitment and internal recruitment, and always adhere to the principles of openness, fairness, competition and meritocracy in the recruitment process. We have established an *Internal Recommendation Management System* to encourage current employees to utilise their own resources to recommend suitable talents for the Company. In addition, we also established internal systems such as the *Staff Entry and Quitting Management System* and signed *Labour Contracts* with regular employees to specify their working hours, labor remuneration, welfare benefits and basic responsibilities and obligations of both parties, so as to safeguard the legitimate rights and interests of our employees in a practical manner. In terms of employees' information protection, we clearly stipulate that the Company is responsible for the confidentiality of employees' personnel files, salary and income, and bonus distribution plans, and shall not arbitrarily disclose employees' personal information, so as to safeguard the security and privacy of employees' personal information.

We are committed to providing suitable job opportunities and safeguarding the welfare of persons with disabilities, actively promoting barrier-free employment, providing equal employment opportunities for people with disabilities, and arranging suitable jobs according to their ability and willingness. We are also concerned about the welfare of our employees with disabilities and provide appropriate welfare benefits, including medical insurance, leave system, and auxiliary aids for persons with disabilities, to ensure that they receive adequate support and protection at work, and actively create an inclusive and respectful working environment.

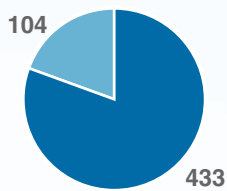


## Environmental, Social and Governance Report

The Group strongly prohibits the employment of child labour. That means the Group conducts age checks on candidates during recruitment to ensure employment compliance. All employees are required to provide their personal identification documents and academic certificates to verify their age and identity. In the event of an abnormal situation, the Group will conduct an investigation in accordance with the laws and regulations and relevant procedures of the places where it operates, and refer the person to his/her parents or legal guardians, and will be referred to the relevant judicial bodies when necessary. There was no incident of child labour employed by the Group during the Reporting Period.

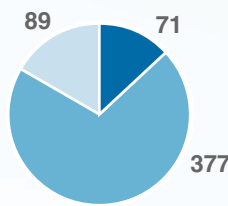
As of 31 December 2023, the Group had a total of 537 full-time employees. The detailed data are as follows:

**Total number of employees by gender (persons)**



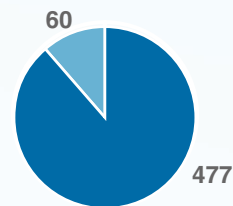
■ Male ■ Female

**Total number of employees by age (persons)**



■ Aged below 30 ■ Aged 30-50 ■ Aged over 50

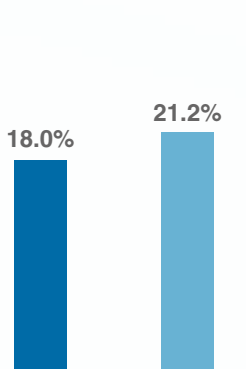
**Total number of employees by region (persons)**



■ China ■ Overseas

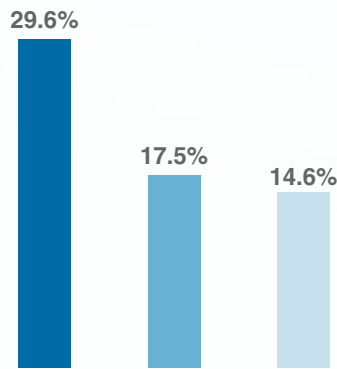
The Group's employee turnover was as follows:

**By gender**



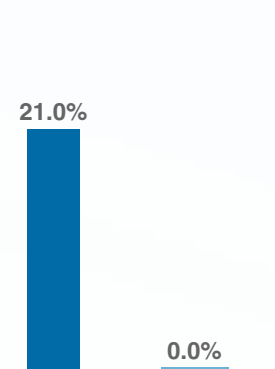
■ Male ■ Female

**By age**



■ Aged below 30 ■ Aged 30-50 ■ Aged over 50

**By region**



■ China ■ Overseas

Notes:

Employee turnover rate = (Number of employees who left in a specific category / Total number of employees in that category) \* 100%

## Environmental, Social and Governance Report

### ➤ **Working Hours and Holidays**

In order to ensure that employees have rest and reasonable working time, the Group has formulated the *Attendance and Leave Management System*, which clearly regulate the employees' working hours, attendance management, leave, etc. Depending on the nature of the position, we implement the standard working hour system, comprehensive working hour system or flexible working hour system. In case of continuous operations or suspension as a result of seasonal climate conditions, each subsidiary and project department can also flexibly adjust the working hours under the *Leave Policy for Project Departments* as required. Meanwhile, in order to enhance the happiness and satisfaction of our employees, we also provide annual leave, casual leave, sick leave, work injury leave, marriage leave, bereavement leave, family planning leave and rescheduled leave, etc.

We encourage our employees to be more productive during working hours and minimise unnecessary overtime work. We regulate employees' working hours, attendance and holidays in the *Attendance and Leave Management System*. In order to ensure the quality of work and motivation of employees, we clearly stipulate and comply with the criteria for employees' working hours in the *Labour Contract* and the *Attendance and Leave Management System*, and resolutely resist any form of forced labour. If forced labour is found, employees can report to the local labour inspection team. We will also take immediate action and investigate the cause, so as to strictly prevent the non-compliance. During the Reporting Period, the Group had no forced labour incident.

### ➤ **Compensation and Benefits**

In order to attract and retain talents, we conduct an annual review of our employees' remuneration and benefit system by investigating market salary changes, job requirements and employees' salary levels, and endeavour to establish a competitive remuneration and benefit system. During the Reporting Period, we updated the *Management Policy of Compensation and Benefits* by adding project post subsidy, overseas subsidy and semi-annual output bonus on the basis of the original total monthly salary (basic salary, position allowance, monthly performance bonus) and annual performance bonus, so as to enhance employees' passion and commitment to their work. Meanwhile, the Group provides social insurance for its employees in accordance with the law, including pension, medical, unemployment, work injury, maternity and housing provident fund. During the period of subcontracting, we signed the *Commitment on Wage Payment for Migrant Workers* with our subcontractors and made clear provisions on the process and details of the monthly payment of wages to migrant workers, so as to eliminate the occurrence of industrial workers' wage disputes and to safeguard the legitimate rights and interests of the migrant workers in a practical manner.

## Environmental, Social and Governance Report

In addition to statutory remuneration and benefits, we offer a comprehensive and diversified range of benefits and care for our employees, covering daily allowances, health care, women's benefits and holiday gift packages to enhance their sense of belonging and happiness.

### Daily Allowances

- Provide meal allowances, communication allowances, accommodation allowances, project post allowances, high temperature allowances, etc.

### Health Care

- Arrange annual medical checkups for employees and purchases mutual insurance (including hospitalization, special illness and accidents, etc.)

### Women's Benefits

- Provide health checkups for gynaecopathia and mastopathy, etc.

### Holiday Gift Packages

- Distribute festive gift packages, including but not limited to the Spring Festival, March 8th Women's Day, Mid-Autumn Festival, National Day, etc.

## Employee Benefits: A Tribute to the Builders — Summer Cooling Activities for Construction Sites

The persistent high temperatures in the summer of 2023 brought challenges to outdoor workers. In order to effectively prevent heatstroke and cool down the construction workers at front-line, we have continued to carry out high temperature condolence activities since late July to deliver “Summer Coolness” to the workers who are persistently working at the front-line. This activity not only stimulates the enthusiasm of frontline workers, but also improves their work efficiency and morale, and plays a positive role in promoting production safety.

In 2023, the Labour Union distributed high temperature anti-heat material and heat allowance to employees, in order to continuously perform safety production work during the summer high temperature, and to take practical actions to care for every employee and ensure the orderly progress of the construction works.



**Summer Cooling Activities for Construction Sites**

While providing a wide range of benefits to our employees, we attach importance to listening to the voices and opinions of our employees and encourage them to actively put forward their views and suggestions. The Group has established multi-dimensional communication and complaint channels for employees to facilitate communication and feedback between employees and the management.

## Environmental, Social and Governance Report

### ➤ **Colourful Employee Life**

The Group believes that work-life balance is essential for employees to enhance their performance and overall well-being. We provide our employees with a wide variety of activities every year to enhance their teamwork and communication skills, improve their physical and mental health, and create a positive corporate culture and working atmosphere.

#### Employee Activity: Outdoor Group Building Activity

In order to celebrate the 113th International Women's Day, Watts Gallop Construction organised an outdoor group building activity in March 2023 with the theme of "Women's Heart to the Party, Building for the New Era". This activity allowed female employees to step out of the office, get closer to the nature, and to feel the breath of spring, helping employees relieve work pressure, and cultivate the sentiment of life. We hope that through such activities, female employees will be inspired to devote themselves to their work and life in a better state of mind and showcase their grace and charm.



**International Working Women's Day Group Building Activity**

### **Escort for safety**

We are committed to creating a safe and reliable working and production environment to provide employees with the guarantee of safe work. The Group firmly establishes a people-oriented philosophy and adheres to safety development, always placing the health and safety of our employees as our top priority. We strictly comply with the *Labour Law of the People's Republic of China*, the *Work Safety Law of the People's Republic of China*, the *Law of the People's Republic of China on Prevention and Control of Occupational Diseases*, the *Regulations on Work Safety Licenses* and other relevant laws and regulations applicable to the places where we operate, and we have established and passed the *GB/T45001-2020/ISO45001:2018 Occupational Health and Safety Management System Certification*. Meanwhile, on the basis of ensuring the efficient operation of the occupational health and safety management system, we implement our production safety policy and occupational health and safety objectives and commitments to comprehensively strengthen safety management and protect the occupational health of employees.

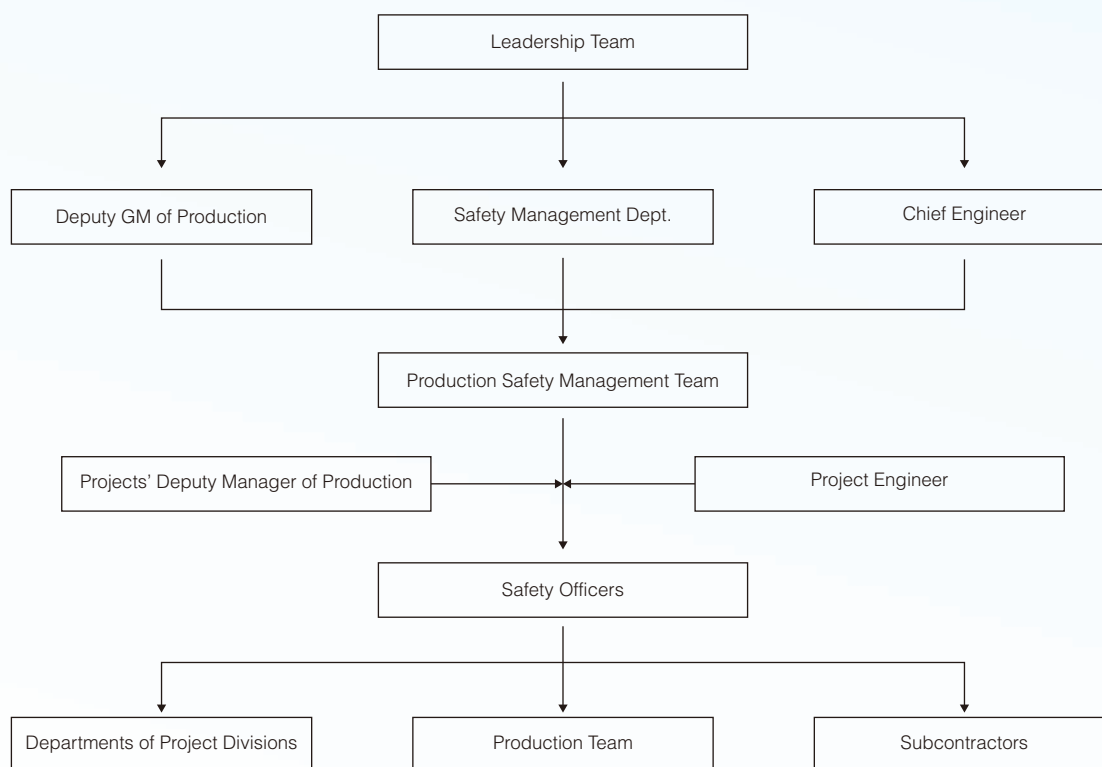


### Safety Production Policy

- Safety first, precaution emphasis and comprehensive treatment

We have established and continually improved the internal safety management system, including the *Measures for the Management of Production Safety*, the *Regulations on Division of Duties for Production Safety*, the *Regulations on Production Safety Inspections* and the *Regulations on the Management and Assessment of Safety Objectives*. Subsidiaries of the Group can also establish specific regulations according to the needs of their business operations to help implement safety production work. For example, Watts Gallop Construction has formulated the *Procedures for Reporting and Handling Work-related Injuries* in accordance with the *Regulations on Production Safety Accidents and Investigation and Handling*, which provides details on the four dimensions of work-related accident: emergency handling and reporting procedures, investigation and prevention of accidents, treatment and expense management, and accountability for the accidents.

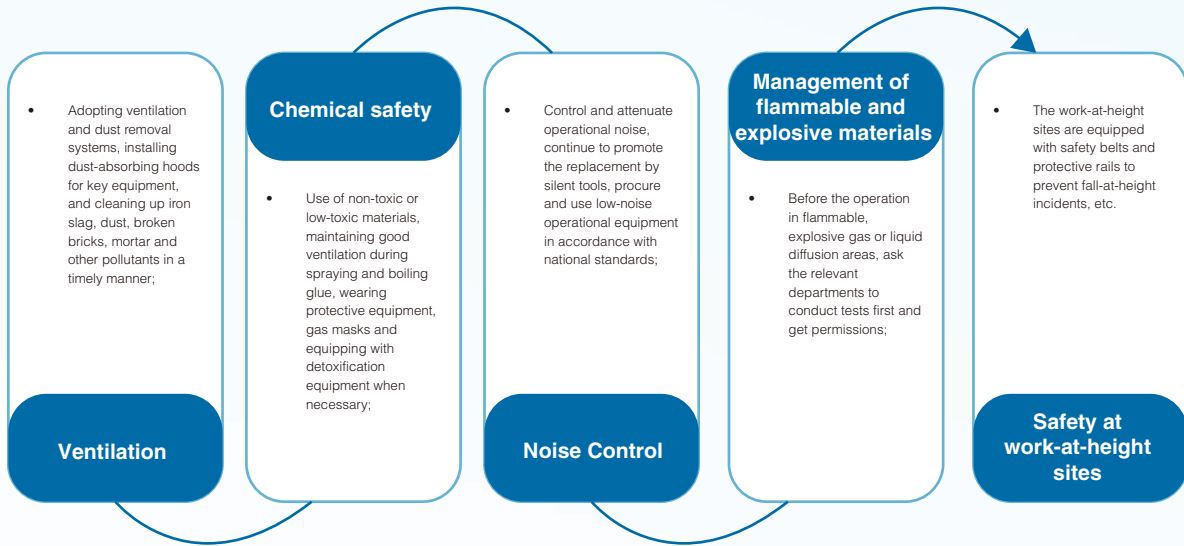
In order to ensure the comprehensive implementation of safety production responsibilities and management at all levels, the Group has established a safety production management network comprising a leadership team, safety production management team of project department, safety officers and other levels.



**Production Safety Management Network**

## Environmental, Social and Governance Report

We continue to perfect our risk prevention and control management to realize the occupational health and safety objectives. To that end, we have in place a top-to-bottom safety inspection system for identifying and assessing potential occupational hazards in existing workplaces. With this system, we may take necessary precautionary measures in a timely manner to mitigate or eliminate the risks:



### Measures for safety risk prevention

We carry out regular monthly safety inspections and project departments conduct weekly safety self-inspections, which are put on records by safety officers from the project departments. For the potential accidents found in the inspections, we will specify the persons and deadline for rectification, and organize timely rectification. We have a reward and punishment mechanism for commending and rewarding those who achieve good results in production safety and avoid major accidents; we will criticize and penalize those who fail to operate the safety system properly, or who present hidden accidents that jeopardize production safety, according to the regulations. In addition, we set up an incentive fund for annual production safety to provide bonus incentives to project departments that meet the standard conditions. The fund helps improve the enthusiasm and motivation of the project departments for better and sustainable production safety management. The Group had no work-related fatalities from 2021 to 2023, and 108 days had lost due to work injury during the Reporting Period.

We have formulated the *Measures for the Prevention and Control of Occupational Health Hazards* to further prevent and control the occupational health risks facing our employees. Under the supervision of the leading group for the prevention and control of occupational hazards, we have established employee health monitoring files, carried out occupational health education and training, and provided protective equipment for occupational diseases and supervised the wearing, to safeguard the occupational health and safety of our employees.

## Environmental, Social and Governance Report

For enhancing our employees' understanding of potential risks and hazards and their ability to deal with emergencies, we have laid down the *Regulations on Safety Education and Training*, established a comprehensive safety education and training system, and carried out activities such as the "Production Safety Month" to heighten the safety awareness of our employees. The Group has, through internal and external training, developed tailor-made training programs for different groups of people, such as interns, new recruits, employees who enter the construction site, and special operation personnel. Employees must acquaint themselves with safety knowledge and pass a safety education test before entering the construction site. In addition, the Group regularly organizes safety training and emergency response drills for management and operation personnel. In view of the problems identified in the drills, each unit shall assess the room for improvement and resolve the problems in time, to improve the emergency response capability and level of the whole staff.

### "Production Safety Month" activity

During the Reporting Period, Third Harbor Maritime established a leading group named "Production Safety Month", headed by the general manager and comprised of persons in charge of departments, to strengthen the organization and leadership of the Group's "Production Safety Month". Meanwhile, project departments set up their own leading groups for the "Production Safety Month" to ensure the implementation of the activity.

In June 2023, Third Harbor Maritime implemented the "Production Safety Month" activity around the theme that "everyone talks about safety, and everyone knows how to respond to emergencies". The Company publicized the importance of production safety and enhanced employees' awareness of production safety through channels such as Enterprise WeChat, WeChat group, bulletin boards, publicity galleries, slogans, banners, multi-media, and video conferences. At the same time, the project departments carried out orderly self-examination and self-correction activities, through which they identified and eliminated potential safety hazards to prevent accidents. We will continue to strengthen assessment of safety targets and responsibilities, specify the responsibilities of corresponding personnel, and sign safety responsibility letters at each level, to safeguard the life and property of our employees.



**Identifying production safety hazards of the terminal project of the Huabao Park, Indonesia**



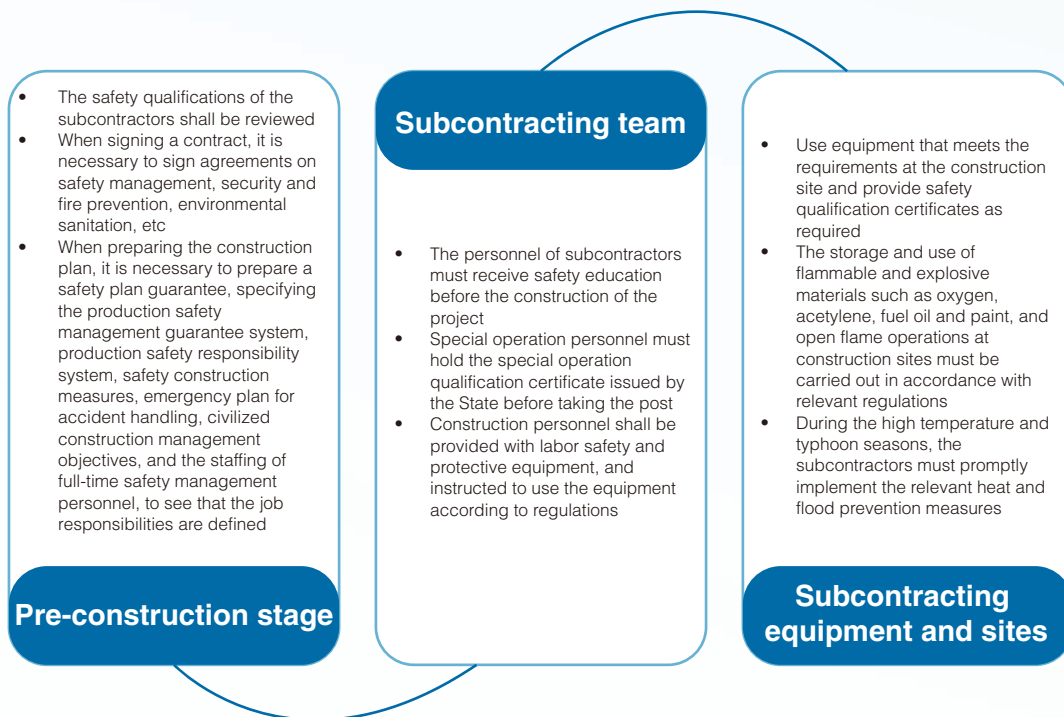
**Self-inspection and self-correction of the terminal project of Jincheng in Tongling, Anhui**

## Environmental, Social and Governance Report

### Fire safety training provided by Third Harbor Maritime

In July 2023, Third Harbor Maritime organized an emergency fire drill at Watts Gallop Building to improve the employees' emergency response capability. The activity has eased employees into the location of facilities and equipment such as fire-fighting facilities, safe passages and circuit switches in each area, and into the use of necessary fire-fighting facilities. The activity has heightened the safety awareness of the employees at the headquarters in fire emergency, enriched their fire knowledge reserves, helped them know the location of fire-fighting access, and improved their escape skills, laying a foundation for subsequent fire safety work.

The Group puts a premium on the occupational health and safety of subcontractors at the construction site. To do that, the Group has worked out internal regulations such as the *Measures for Production Safety Management on Subcontractors* and the *Measures for the Management of Subcontractors' Qualifications and Personnel Qualifications*. The Measures regulate the safety management of subcontractors in the three dimensions of pre-construction stage, subcontracting teams, and subcontracting equipment and sites, to safeguard the safety of subcontractors.



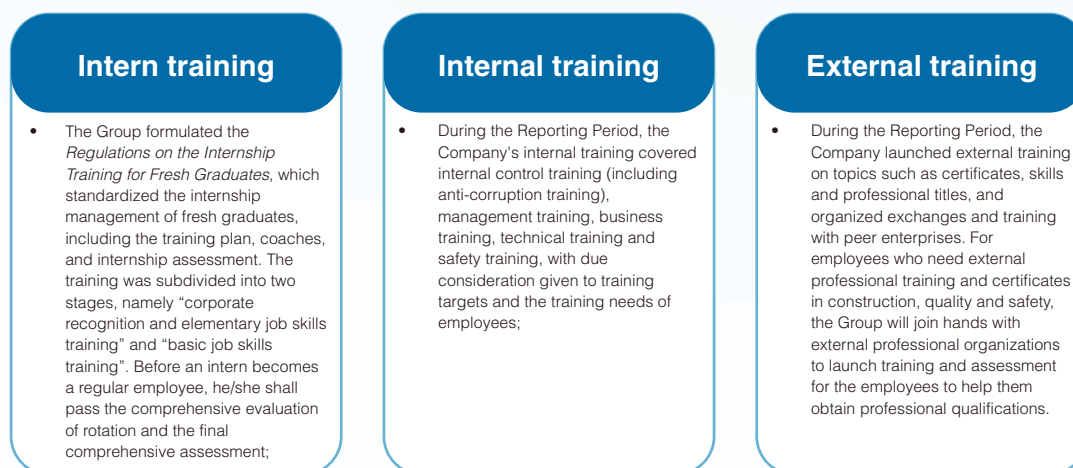
**Subcontractor safety management process**

## Facilitating talent development

The Group is keenly aware that the growth and development of employees is crucial to its long-term success. In this regard, the group has mapped out the *Regulations on Performance Appraisal* and the *Regulations on the Management of Internal Promotion*, created a fair, just and open competition mechanism for its employees, and provided them with clear promotion channels and a ranking system. The ranking system includes three position lines for management staff, support staff and project management staff, respectively, and each line has corresponding ranks.

During the Reporting Period, the Group optimized the appraisal dimensions of employees by adding the supervisor appraisal dimension, to facilitate the performance appraisal of grass-roots employees. Meanwhile, the Group, in a more equitable and objective form, carried out performance appraisals on a seasonal, semi-annual and annual basis and allocated performance bonuses to employees based on the appraisal results. The Group also made corresponding adjustments and decisions in light of the annual appraisal results, personal development wishes and development needs, to help employees grasp an expanding range of career development opportunities.

We have formulated the *Regulations on Training Management* and continued honing our training system, to satisfy the demand for talents and skills in our strategic development. From October to November every year, the Human Resources Department of the Group will formulate the *Annual Training Needs Form* and the work plan for human resources training for the following year, according to the Company's production, operation and development strategy and the job training needs of each department/project department. During the Reporting Period, we developed a total of 20 training plans and provided a wealth of learning resources to help our employees adapt to the rapidly changing work environment and industry trends.



### Training system

#### Intern training

- The Group formulated the *Regulations on the Internship Training for Fresh Graduates*, which standardized the internship management of fresh graduates, including the training plan, coaches, and internship assessment. The training was subdivided into two stages, namely "corporate recognition and elementary job skills training" and "basic job skills training". Before an intern becomes a regular employee, he/she shall pass the comprehensive evaluation of rotation and the final comprehensive assessment;

#### Internal training

- During the Reporting Period, the Company's internal training covered internal control training (including anti-corruption training), management training, business training, technical training and safety training, with due consideration given to training targets and the training needs of employees;

#### External training

- During the Reporting Period, the Company launched external training on topics such as certificates, skills and professional titles, and organized exchanges and training with peer enterprises. For employees who need external professional training and certificates in construction, quality and safety, the Group will join hands with external professional organizations to launch training and assessment for the employees to help them obtain professional qualifications.



## Environmental, Social and Governance Report

During the Reporting Period, the Group saw the training coverage rate of approximately 74.7%, with a breakdown of training by gender and employment type shown in the following table:

	<b>Percentage of trained employees</b>	<b>Average hours for each employee with complete training</b>
<b>By gender</b>		
Male	78.6%	29.6
Female	21.4%	37.1
<b>By employment type</b>		
Senior management	4.0%	17.4
Middle management	8.5%	60.3
Grass-roots employees	87.5%	29.4

We support our employees to participate in the acquisition of external professional certificates by formulating the *Regulations on Certificate Subsidy Management*. If an employee passes the examination of the registered and practicing (vocational) qualification certificates, professional title certificates or other relevant certificates which are directly related to the main business of the Company, the Company will provide subsidy support to the employee in accordance with the standard, to motivate the employee to continuously improve his/her own skills, professionalism and cultural literacy.

## Green growth and mutual benefits

### Environmental goals and commitments

- Up-to-standard emission of construction site noise
- Up-to-standard discharge of mud and wastewater
- Disposal of waste in compliance with relevant regulations
- Roll out the program for energy consumption reduction and energy conservation

Adhering to the principle of “green growth, harmonious cooperation and mutual benefits”, we consider environmental protection as an important factor in the operation process. We comply with the *Environmental Protection Law of the People’s Republic of China*, the *Energy Conservation Law of the People’s Republic of China*, and other laws and regulations in the places where we operate. On this basis, we have established our own environmental management system and got certified with GB/T24001–2016/ISO14001:2015. We observe internal regulations such as the *Manual for Quality, Environment, Occupational Health and Safety Management* and the *Measures for Environmental Protection and Pollution Prevention and Control*. We have also drawn up environmental objectives and environmental management programs and regulated the treatment and discharge of waste in the construction process, to stay on track for honing the environmental management system. We carry out environmental impact and risk assessment prior to construction. We identify and assess the current environmental condition of the construction site and the major pollutants of projects in accordance with the Control Procedures for Identification and Assessment of Environmental Factors. Construction will begin only after the construction site and projects pass the comprehensive project assessment. The Safety Management Department of the Group organizes regular environmental inspections, and promptly stops and supervises the elimination of hidden dangers found.

Furthermore, we offer training sessions, work on the awareness of the Group’s employees and partners for environmental protection and energy conservation, and enhance the awareness of energy conservation and environmental protection among all personnel of the Group. We sign environmental protection agreements with our partners to regulate their environmental protection responsibilities in the construction process. We hold that, through internal and external environmental awareness advocacy and management, we will contribute to the green and sustainable development of the society.

### Compliant Emission Management

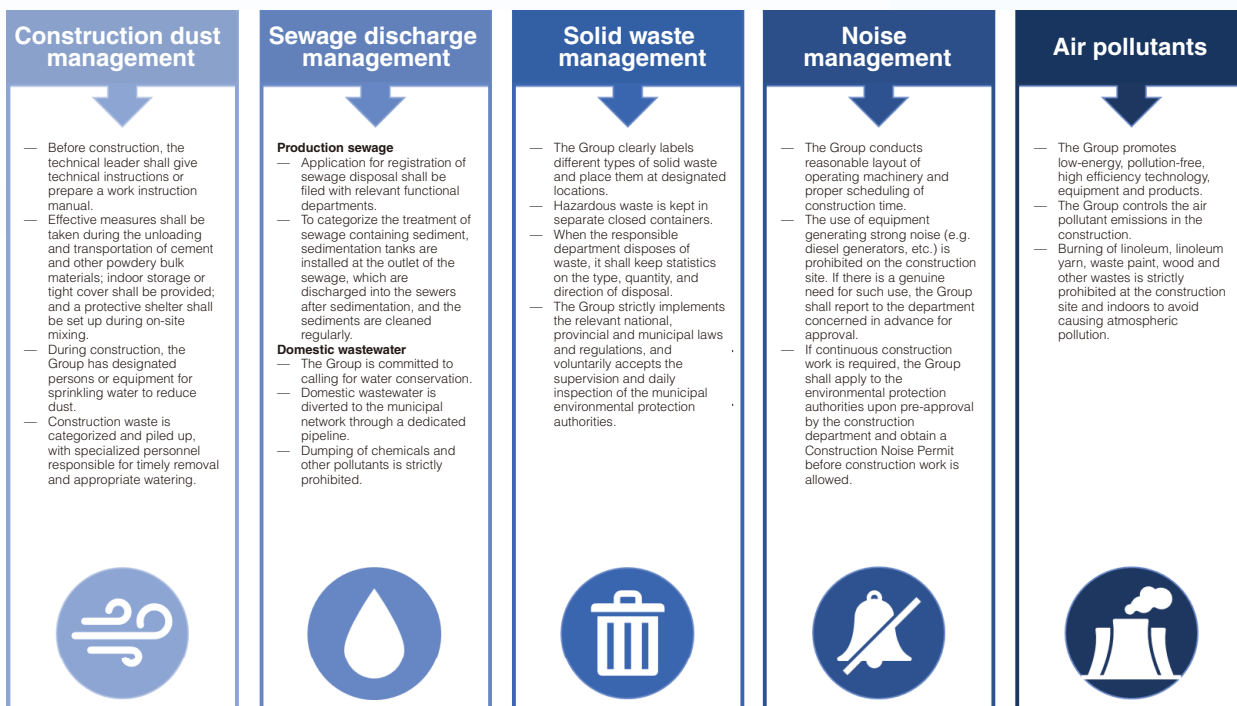
The Group strictly regulates the emissions generated during its operations by following closely the Law of the People’s Republic of China on Environmental Impact Assessment, the *Law of the People’s Republic of China on the Prevention and Control of Atmospheric Pollution*, the *Law of the People’s Republic of China on the Prevention and Control of Water Pollution*, the *Law of the People’s Republic of China on the Prevention and Control of Environmental Pollution by Solid Waste*, the *Law of the People’s Republic of China on Prevention and Control of Noise Pollution*, and the relevant regulations on civilized construction management in the places where the operations are carried out.

## Environmental, Social and Governance Report

We strictly require construction personnel to comply with the relevant management measures and post reminders at construction sites. Leaders and departments at all levels of the Group have the responsibility and obligation to inspect, supervise and guide environmental protection. The Safety Management Department, as the main department for environmental protection inspection and control, is responsible for organizing regular environmental inspections and daily inspections. In the event of any major environmental pollution incident, the Group will set up an incident investigation team in the first instance to seriously investigate, analyze and deal with the incident so as to avoid the occurrence of similar incidents. During the Reporting Period, the Group did not have any significant emission-related non-compliance incidents or significant environmental pollution accidents.

The Group's emissions mainly comprise of dust and wastewater generated in construction activities, nitrogen oxide (NO<sub>x</sub>), sulfur dioxide (SO<sub>2</sub>), particulate matters (PM) and other air pollutants, and non-hazardous waste such as construction waste and domestic waste. In addition to the above emissions, noise generated from the operation of machinery during the construction process may also cause impacts on the environment. In order to standardize the management of identified emissions and to reduce their potential impacts on the environment, we have also formulated the *Environmental Protection and Prevention Policy*, which provides a standardized, accountable and follow-up system for the management of all identified emissions and factors that have potential impacts on the environment.

The Group's specific control measures for various types of emissions are set out below:



**Specific measures of the Environmental Protection and Prevention Policy**

## Environmental, Social and Governance Report

During the Reporting Period, the Group's emissions are shown as below:

Type <sup>3</sup>	Emissions	2023	2022	2021
Air pollutant	NO <sub>x</sub> emissions (kg) <sup>1</sup>	423.85	675.95	803.45
	SO <sub>2</sub> emissions (kg) <sup>1</sup>	0.71	1.15	1.33
	PM emissions (kg) <sup>1</sup>	40.61	64.77	76.99
Non-hazardous waste	Total non-hazardous wastes (tons) <sup>2</sup>	13.6	13.8	15.0
	Intensity of non-hazardous wastes (tons per person)	0.11	0.11	0.11

Notes:

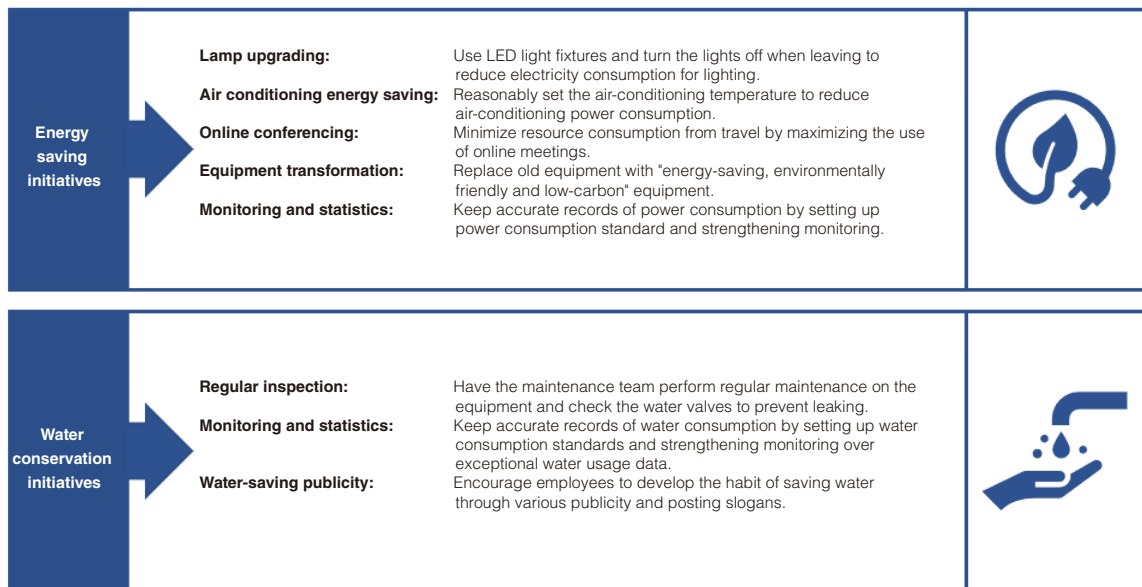
1. The gasoline and electricity used on the construction site of the Group are provided by the project owner, therefore, the Group cannot monitor all energy consumption data. As a result, the ESG Report only discloses the emissions of NO<sub>x</sub>, SO<sub>2</sub>, and PM generated from the Group's vehicles in its gasoline consumption by Shanghai and Hangzhou offices; emissions are measured in accordance with *How to prepare an ESG Report — Appendix 2: Reporting Guidance on Environmental KPIs* issued by the HKEX. In 2023, gasoline consumption and corresponding air pollutant emissions decreased compared to 2022 as a result of the Group's administrative cost management.
2. Most of the wastewater and non-hazardous wastes on the construction site are mainly disposed of by the project owner; therefore, the Group cannot monitor all emission data. The ESG Report only discloses figures of the domestic waste generated in the Group's Shanghai and Hangzhou offices.
3. Hazardous waste generated by the Group's office work consist of a small number of waste toner cartridges, waste ink cartridges, etc., and all hazardous wastes are recycled by qualified recyclers, so that only limited impact is exerted on the environment. Therefore, KPI A1.3 (total hazardous waste produced) has not been disclosed in the ESG Report.

## Environmental, Social and Governance Report

### Improving Resource Efficiency

The Group has always adhered to the concept of energy and resource conservation in its daily operations. We regularly evaluate the efficiency of energy and resource utilization and continue to enhance the resource utilization efficiency. We strictly comply with relevant laws and regulations in the places where we operate, including but not limited to the *Energy Conservation Law of the People's Republic of China* and the *Water Law of the People's Republic of China*.

The energy we use mainly includes gasoline and electricity, and the environmental resources mainly include water resources. We are committed to saving energy, water and other resources through the use of more energy-efficient and environmentally friendly equipment and a series of management measures. In addition, we actively integrate the concept of green environmental protection into all aspects of our daily operations, and advocate our employees to practice energy and resource conservation through various forms of daily publicity. The Group's subsidiary, Third Harbor Maritime, has posted energy-saving reminders at locations in the headquarters building, such as entrances, offices and conference rooms, to remind employees to turn off electrical appliances in a timely manner and to promote good energy-saving habits.



**Energy and water conservation initiatives**



## Environmental, Social and Governance Report

During the Reporting Period, the Group's use of resources is shown as below:

<b>Use of Resources<sup>3</sup></b>	<b>2023</b>	<b>2022</b>	<b>2021</b>
Total direct energy consumption (MWh)	439.24	682.02	792.78
Total indirect energy consumption (MWh)	289.89	159.19	148.68
Total energy consumption (MWh) <sup>1</sup>	729.13	841.22	941.45
Intensity of energy consumption (MWh per person)	5.93	6.78	7.13
Total water consumption (tons) <sup>2</sup>	1,406.00	1,404.00	1,240.00
Intensity of total water consumption (tons per person)	11.43	11.32	9.39

*Notes:*

1. Most of the gasoline and electricity used in the construction site of the Group is provided by the project owner, therefore, the Group cannot collect all energy usage data. As a result, the ESG Report only discloses the volume of gasoline used by the vehicles owned by the Group's Shanghai and Hangzhou offices and the electricity used by its Shanghai and Hangzhou offices. In 2023, gasoline consumption decreased as compared to 2022 due to the Group's administrative cost management; indirect energy consumption increased as compared to 2022 due to the relocation of the office building in Shanghai and the change in electricity consumption pattern. The total volume of energy consumption is calculated in accordance with the Chart 1 Default Values of Relevant Parameters for Fossil Fuel in China and Chart 2 Default Values of Fuel Density in the appendices of the *Guidelines for the Measuring and Reporting of Greenhouse Gas Emissions for Public Building Operating Enterprises* issued by the National Development and Reform Commission.
2. Most of the water used in the construction site of the Group are provided by the project owner. The Group cannot collect all water usage data. The ESG Report only discloses the water consumption of the Group's Shanghai and Hangzhou offices. All the water used by the Group's Shanghai and Hangzhou offices comes from municipal water, which does not involve water resource acquisition.
3. As the Group does not use packaging materials in its operation, KPI A2.5 (total packaging material used for finished products) is not applicable.

## Environmental, Social and Governance Report

### Addressing Climate Change

With climate change becoming a non-negligible factor in business operations, mitigating climate change has been an industry consensus. The Group actively responds to environmental protection initiatives by promoting low-energy, pollution-free and high-efficiency processes, equipment and products with an aim to conserving energy and reducing greenhouse gas emissions.

The Group's greenhouse gas emissions are mainly generated from office electricity consumption and gasoline used for administrative vehicles. During the Reporting Period, the Group's greenhouse gas emissions are shown as below:

Greenhouse gas emissions	2023	2022	2021
Scope 1: Direct greenhouse gas emissions (tCO <sub>2</sub> e) <sup>1</sup>	107.39	166.75	193.83
Scope 2: Indirect energy greenhouse gas emissions (tCO <sub>2</sub> e) <sup>1,2</sup>	164.82	88.64	83.98
Total greenhouse gas emissions (tCO <sub>2</sub> e) <sup>1</sup>	272.21	255.39	277.81
Intensity of greenhouse gas emissions (tCO <sub>2</sub> e per person)	2.21	2.06	2.10

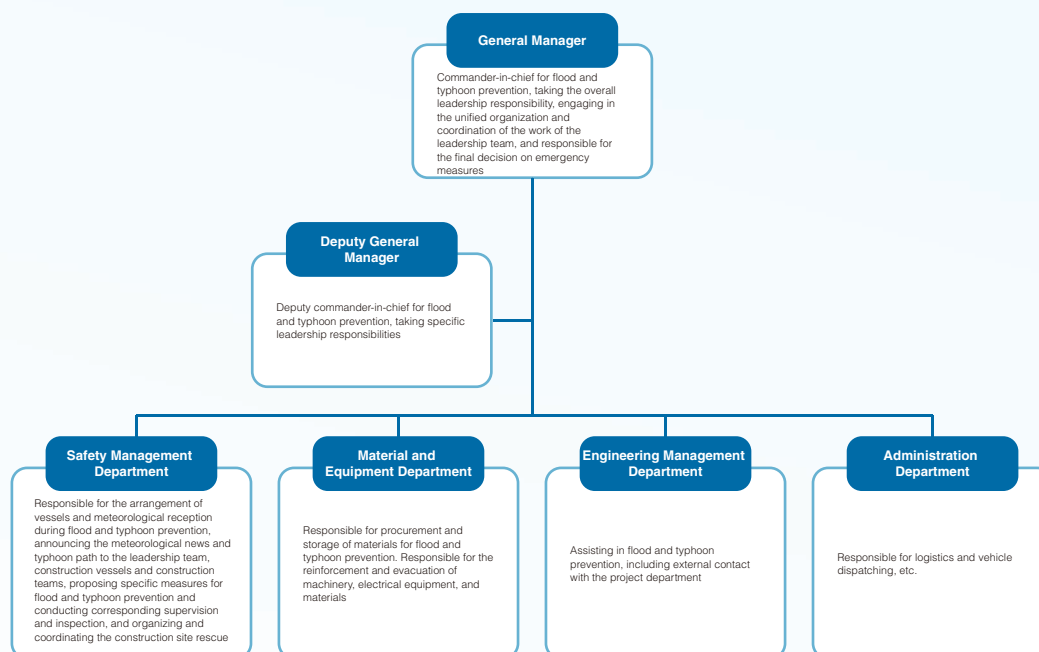
#### Notes:

1. This Report only discloses the greenhouse gas emissions generated from the use of gasoline by vehicles owned by the Group's Shanghai and Hangzhou offices and the electricity used by the Shanghai headquarters; the greenhouse gas emission data is presented in carbon dioxide equivalent. Greenhouse gases from purchased electricity are calculated according to the 2021 electricity carbon dioxide emission factor issued by the Ministry of Ecology and Environment of the People's Republic of China and the National Bureau of Statistics of the People's Republic of China; other greenhouse gas emissions are accounted for in accordance with the *Guidelines for the Measuring and Reporting of Greenhouse Gas Emissions for Public Building Operating Enterprises* issued by the National Development and Reform Commission. At the same time, we have also recalculated and presented the relevant data for 2021 and 2022 in accordance with the updated emission factors in order to safeguard the comparability of the data.
2. Scope 2 greenhouse gas emissions from indirect energy increased compared to 2022 due to a change in electricity consumption patterns following the relocation of the Shanghai office building.

The Group has deeply recognized the importance of the risk of climate change and has proactively commenced its efforts in response to climate change by integrating the awareness of risk management into its daily operations. Since the main construction projects of Third Harbor Maritime are concentrated in the coastal areas, it is inevitable to face the attack of typhoons and floods. In order to minimize the losses of construction vessels, construction personnel and construction structures of the Group's construction projects, Third Harbor Maritime has formulated the *Flood and Typhoon Prevention Plan* and special plans for climate change, which specifies the measures for the vessels to avoid the winds and for the safety protection of construction structures, mechanical and electrical equipment, and construction materials. In addition, Third Harbor Maritime has established a leadership team for flood and typhoon prevention, which is responsible for organizing and coordinating the work of flood and typhoon prevention and implementing the design of the emergency plan, material preparation, equipment maintenance, emergency rescue and evacuation of the staff.

## Environmental, Social and Governance Report

We continue to establish a sound and clear emergency management framework and comprehensive emergency plans in an effort to minimize potential losses. In the face of extreme weather conditions such as rainstorms and typhoons, upon receipt of an early warning from the local authorities (Maritime Safety Administration), we immediately arrange for the emergency rescue of large construction vessels and small auxiliary vessels in an orderly manner in accordance with a pre-determined plan, so as to ensure that on-site operation vessels will be evacuated from the construction site within 48 hours once a typhoon is approaching. Meanwhile, we have conducted a comprehensive inventory and inspection of all waterborne structures, mechanical and electrical equipment and construction materials. Equipment and facilities that can be easily evacuated will be relocated to a safe place, while those that cannot be evacuated will be reinforced or raised. We have fully reinforced our offices and staff quarters in advance to take leakage prevention measures to protect the safety of our staff and evacuate them to a safe place when necessary.



### Third Harbor Maritime leadership team for flood and typhoon prevention

In addition to Third Harbor Maritime, other subsidiaries of the Group also minimize the impact of extreme weather events on the Company's operations and employees by inspecting facilities and equipment for potential hazards and enhancing safety education.

## Environmental, Social and Governance Report

### Watts Gallop Construction organized flood fighting

In July 2023, Fuyang District, Hangzhou, where Watts Gallop Construction is located, issued a red warning for rainstorm, and the flood control and emergency response level was raised by three levels. The roads were blocked by torrential rainfall, affecting normal operations. We quickly activated the flood control and emergency response mechanism and dispatched emergency rescue teams to engage in road deblocking and road reinforcement to prevent landslides. The rescue team of Watts Gallop Construction went out of their way to complete the rescue and relief work, further demonstrating the capability of Watts Gallop Construction's to respond to extreme weather in a timely manner and its highly efficient organization of the rescue and relief work.

### Undertakings to Public Welfare

The Group fulfills its corporate social responsibility and is committed to public welfare undertakings. We have formulated the *Methods on Management of Charity and Public Benefit Activities* to regulate matters relating to public welfare activities organized and participated by the Group. During the Reporting Period, we organized or participated in a number of public welfare activities, with a particular focus on disadvantaged groups and local communities, with an aim to serving the community to the best of our ability and enthusiastically contributing to society. In addition, we have responded to the country's call to promote the "rural revitalization" by leveraging our industrial strengths in an effort to help diversify the rural development. During the Reporting Period, the Group's charitable and other donations were approximately HK\$568,515.

### Caring for the Disadvantaged

We hope to create an atmosphere of "providing children with access to education and care for the elderly" by actively contributing to local education and caring for the elderly in the community. In 2023, a subsidiary of the Group, Watts Gallop Construction, donated RMB500,000 to the education development fund of a local subdistrict to help further enhance the overall education quality and teaching environment, and to assist and encourage teachers and students. Meanwhile, we are very concerned about the disadvantaged and give a helping hand to diseased teenagers. In May 2023, after hearing that a local secondary school had organized a charity sale for diseased students, Watts Gallop Construction was touched by the kindness of the students and concerned about the condition of the diseased teenagers, and sent the management and volunteers to visit the diseased teenagers and offer donations and fruits. In addition, Third Harbor Maritime regularly sends rice, noodles, grain oil and gifts to the elderly in the community and takes practical actions to convey warm and positive energy.

### Serving the Local Community

The Group organizes various forms of volunteer activities in the hope of serving the local community and spreading positive energy to the society through participation in community services and voluntary labor. The Volunteer Program of the “Learning from Lei Feng” Month is a traditional program of the Group, in which we organize staff volunteers to approach local communities in a broad and in-depth manner. In March 2023, volunteers from Third Harbor Maritime participated in activities such as street sweeping and cleaning up debris under the slogan “Insisting on Co-construction and Sharing, Serving Deeply and Practically”. Furthermore, in response to the call to “build a civilized city”, our volunteers took to the streets to tidy up the electric cars and bicycles occupying the sidewalks, striving to keep the roads clean and smooth, and contributing to the maintenance of a civilized city.

### Building rural revitalization with concerted efforts

The Group actively responds to the national call for “rural revitalization”. To that end, the Group leverages its industrial strengths to solidly promote the construction and improvement of rural infrastructure, with an aim to helping rural areas to improve the quality of public services and the informationization in rural governance while maintaining their pristine ecological landscapes.

#### Third Harbor Maritime Helps Maojianong Village Create a New Look for Rural Areas

In the fall and winter of 2023, Third Harbor Maritime steadily promoted the construction of a demonstration area for rural revitalization, and carried out the configuration and renovation of public service facilities for Maojianong Village in Baoshan District, Shanghai. We focused on renovating the Maojia Village Committee and the Neighborhood Center, and adding facilities such as the Village Cultural and Historical Hall, Book Reading Room, and Rural Revitalization Command Center in order to enhance villagers’ sense of belonging and happiness. In addition, we have equipped Maojianong Village with the village digital surveillance and management system, which has effectively strengthened community law and order and raised the intelligence and informatization in rural governance. Moreover, we give full play to the natural advantages of the Maojia Rural Village in terms of ecological environment, and have built a riverside walkway, a forest nature study base, and a happy farm so as to further enrich the spare time life of the villagers and improve their quality of life.



# Independent Auditor's Report



羅兵咸永道

**To the Shareholders of Watts International Maritime Company Limited**  
(incorporated in the Cayman Islands with limited liability)

## Opinion

### What we have audited

The consolidated financial statements of Watts International Maritime Company Limited (the “**Company**”) and its subsidiaries (the “**Group**”), which are set out on pages 100 to 192, comprise:

- the consolidated statement of financial position as at 31 December 2023;
- the consolidated statement of comprehensive income for the year then ended;
- the consolidated statement of changes in equity for the year then ended;
- the consolidated statement of cash flows for the year then ended; and
- the notes to the consolidated financial statements, comprising material accounting policy information and other explanatory information.

### Our opinion

In our opinion, the consolidated financial statements give a true and fair view of the consolidated financial position of the Group as at 31 December 2023, and of its consolidated financial performance and its consolidated cash flows for the year then ended in accordance with Hong Kong Financial Reporting Standards (“**HKFRSs**”) issued by the Hong Kong Institute of Certified Public Accountants (“**HKICPA**”) and have been properly prepared in compliance with the disclosure requirements of Hong Kong Companies Ordinance.

## Basis for Opinion

We conducted our audit in accordance with Hong Kong Standards on Auditing (“**HKSA**s”) issued by the HKICPA. Our responsibilities under those standards are further described in the Auditor’s Responsibilities for the Audit of the Consolidated Financial Statements section of our report.

We believe that the audit evidence we have obtained is sufficient and appropriate to provide a basis for our opinion.

### Independence

We are independent of the Group in accordance with the HKICPA’s Code of Ethics for Professional Accountants (“**the Code**”), and we have fulfilled our other ethical responsibilities in accordance with the Code.

## Key Audit Matters

Key audit matters are those matters that, in our professional judgement, were of most significance in our audit of the consolidated financial statements of the current period. These matters were addressed in the context of our audit of the consolidated financial statements as a whole, and in forming our opinion thereon, and we do not provide a separate opinion on these matters.

Key audit matters identified in our audit are summarised as follows:

- Revenue recognition
- Impairment of trade receivables, retention receivables, long-term trade receivables and contract assets

### Key Audit Matter

### How our audit addressed the Key Audit Matter

#### Revenue recognition

Refer to Notes 4(a), 5(b), and 5(c)(i) to the consolidated financial statements.

The Group derives its revenue from marine construction services and municipal public construction services which amounted to approximately RMB725 million and RMB1,419 million for the year ended 31 December 2023, respectively.

Revenue is recognised over the period in which the marine construction services and municipal public construction services are rendered, using the output method, with the reference to the project progress measurement and payment requests (the "**Requests**") acknowledged by customers and/or third-party engineering project supervisors who are authorised by customers.

We focused on this area due to complexity of measuring the progress of different projects in many different locations and significant audit efforts spent.

Our procedures in relation to revenue recognition of marine construction services and municipal public construction services included:

- We understood, evaluated and validated the Group's internal controls in respect of the Group's process to recognise revenue, mainly from customer contracts approval, progress measurement with reference to the Requests and revenue recording based on contract terms and the Requests acknowledged by customers and/or third-party engineering project supervisors.
- We tested revenue transactions, on a sample basis, and performed the following procedures:
  - (a) obtained the Requests for which the Group used to measure the value of work and/or services completed during the month and
    - (i) examined the related contracts of marine construction services and municipal public construction services and agreed the contract sum and key transaction terms;
    - (ii) checked the acknowledgements of the Requests from customers and/or third-party engineering project supervisors;
    - (iii) checked the mathematical accuracy of the Requests and agreed the amounts with the revenue breakdown; and

## Independent Auditor's Report

### Key Audit Matter

### How our audit addressed the Key Audit Matter

- (b) compared with the subcontract costs, if any, and its composition to evaluate the reasonableness of the status of work-in-progress as set out in the Requests and the revenue recognised;
- We sent customer confirmations, on a sample basis, to confirm the amounts of revenue transactions recognised during the year and obtained evidence and explanations from management and reconciled the book amounts to replied amounts where there were differences on the replies.
- We selected, on a sample basis, the completed projects to compare the final settlement amounts set out in the subsequent acceptance settlement reports provided by third-party engineering project supervisors, to the accumulated revenue recognised for these projects.

We found that the Group's revenue from marine construction services and municipal public construction services tested was supported by available evidence.

## Key Audit Matter

### **Impairment of trade receivables, retention receivables, long-term trade receivables and contract assets**

Refer to Notes 41.10 and 41.13 in the summary of other potential material accounting policies, Notes 3.1, 4(b), 5(e) and 21 to the consolidated financial statements.

As at 31 December 2023, trade receivables, retention receivables, long-term trade receivables and contract assets of the Group amounted to RMB1,302.1 million, RMB322.6 million, RMB43.2 million and RMB902.8 million, while the impairment provision of which amounted to RMB92.7 million, RMB61.4 million, RMB2.6 million and RMB33.7 million, respectively.

The impairment of trade receivables, retention receivables, long-term trade receivables and contract assets were assessed individually or collectively by the management.

The management made significant judgements and estimates on the expected loss rates which consider factors including the past collection history of customers and are adjusted for forward-looking elements, such as expected significant changes in business, financial or economic conditions that may impact the customers' ability to meet its obligation, expected significant changes in the performance and behaviour of customers including changes in the payment period.

We identified the impairment provision on trade receivables, retention receivables, long-term trade receivables and contract assets as a key audit matter due to the high degree of estimation uncertainties and the subjectivity of judgements involved in determining the impairment provision.

## How our audit addressed the Key Audit Matter

Our procedures in relation to management's assessment on the impairment of trade receivables, retention receivables, long-term trade receivables and contract assets included:

- We obtained an understanding of the management's internal control and assessment process of the impairment assessment of trade receivables, retention receivables, long-term trade receivables and contract assets and assessed the inherent risk of material misstatement by considering the degree of estimation uncertainty and level of other inherent risk factors such as complexity, subjectivity of management's significant judgements, changes and susceptibility to management bias or fraud.
- We tested, on a sample basis, the accuracy of ageing profiles on trade receivables, retention receivables, long-term trade receivables and contract assets by checking to the underlying invoices, payment demand notes or the Requests.
- We obtained management's assessment on the collectability of individual trade receivables, retention receivables, long-term trade receivables and contract assets, and corroborated management's assessment against relevant supporting evidence, including credit history and financial capability of these customers.

## Independent Auditor's Report

### Key Audit Matter

### How our audit addressed the Key Audit Matter

- For those trade receivables, retention receivables, long-term trade receivables and contract assets that were not assessed individually, we assessed the appropriateness of the Group's grouping by considering the credit risk, and the management's simplified approach including roll rate method to determine historical loss rate and industry and country modelling to determine forward looking adjustments.
- We evaluated the reasonableness of the default rates of different groups by considering the actual losses incurred and whether the expected loss rates were assessed by the management based on the default rates considering the forward-looking elements, such as the Group's future business relationship with these customers, evidence from external sources including the relevant public search results relating to the financial circumstances of the customers, expected payments periods, GDP and industry investment index.
- We assessed the adequacy of the disclosures related to the impairment assessment of trade receivables, retention receivables, long-term trade receivables and contract assets in the context of HKFRSs.

We found that the judgements and estimates adopted by management in the assessment of impairment of trade receivables, retention receivables, long-term trade receivables and contract assets were supported by available evidence.



## Other Information

The directors of the Company are responsible for the other information. The other information comprises all of the information included in Watts international Maritime Company Limited 2023 Annual Report (the “**annual report**”) other than the consolidated financial statements and our auditor's report thereon. We have obtained some of the other information including corporate information, management discussion and analysis, biographical details of directors and senior management, report of the directors, corporate governance report and environmental, social and governance report prior to the date of this auditor's report. The remaining other information, including chairman's statement, five year financial summary and other section to be included in the annual report, are expected to be made available to us after that date.

Our opinion on the consolidated financial statements does not cover the other information and we do not and will not express any form of assurance conclusion thereon.

In connection with our audit of the consolidated financial statements, our responsibility is to read the other information identified above and, in doing so, consider whether the other information is materially inconsistent with the consolidated financial statements or our knowledge obtained in the audit, or otherwise appears to be materially misstated.

If, based on the work we have performed on the other information that we obtained prior to the date of this auditor's report, we conclude that there is a material misstatement of this other information, we are required to report that fact. We have nothing to report in this regard.

When we read the remaining other information to be included in the annual report, if we conclude that there is a material misstatement therein, we are required to communicate the matter to the Audit Committee and take appropriate action considering our legal rights and obligations.

## Responsibilities of Directors and the Audit Committee for the Consolidated Financial Statements

The directors of the Company are responsible for the preparation of the consolidated financial statements that give a true and fair view in accordance with HKFRSs issued by the HKICPA and the disclosure requirements of the Hong Kong Companies Ordinance, and for such internal control as the directors determine is necessary to enable the preparation of consolidated financial statements that are free from material misstatement, whether due to fraud or error.

In preparing the consolidated financial statements, the directors are responsible for assessing the Group's ability to continue as a going concern, disclosing, as applicable, matters related to going concern and using the going concern basis of accounting unless the directors either intend to liquidate the Group or to cease operations, or have no realistic alternative but to do so.

The Audit Committee is responsible for overseeing the Group's financial reporting process.

## Independent Auditor's Report

### Auditor's Responsibilities for the Audit of the Consolidated Financial Statements

Our objectives are to obtain reasonable assurance about whether the consolidated financial statements as a whole are free from material misstatement, whether due to fraud or error, and to issue an auditor's report that includes our opinion. We report our opinion solely to you, as a body, and for no other purpose. We do not assume responsibility towards or accept liability to any other person for the contents of this report. Reasonable assurance is a high level of assurance, but is not a guarantee that an audit conducted in accordance with HKSA's will always detect a material misstatement when it exists. Misstatements can arise from fraud or error and are considered material if, individually or in the aggregate, they could reasonably be expected to influence the economic decisions of users taken on the basis of these consolidated financial statements.

As part of an audit in accordance with HKSA's, we exercise professional judgement and maintain professional scepticism throughout the audit. We also:

- Identify and assess the risks of material misstatement of the consolidated financial statements, whether due to fraud or error, design and perform audit procedures responsive to those risks, and obtain audit evidence that is sufficient and appropriate to provide a basis for our opinion. The risk of not detecting a material misstatement resulting from fraud is higher than for one resulting from error, as fraud may involve collusion, forgery, intentional omissions, misrepresentations, or the override of internal control.
- Obtain an understanding of internal control relevant to the audit in order to design audit procedures that are appropriate in the circumstances, but not for the purpose of expressing an opinion on the effectiveness of the Group's internal control.
- Evaluate the appropriateness of accounting policies used and the reasonableness of accounting estimates and related disclosures made by the directors.
- Conclude on the appropriateness of the directors' use of the going concern basis of accounting and, based on the audit evidence obtained, whether a material uncertainty exists related to events or conditions that may cast significant doubt on the Group's ability to continue as a going concern. If we conclude that a material uncertainty exists, we are required to draw attention in our auditor's report to the related disclosures in the consolidated financial statements or, if such disclosures are inadequate, to modify our opinion. Our conclusions are based on the audit evidence obtained up to the date of our auditor's report. However, future events or conditions may cause the Group to cease to continue as a going concern.
- Evaluate the overall presentation, structure and content of the consolidated financial statements, including the disclosures, and whether the consolidated financial statements represent the underlying transactions and events in a manner that achieves fair presentation.
- Obtain sufficient appropriate audit evidence regarding the financial information of the entities or business activities within the Group to express an opinion on the consolidated financial statements. We are responsible for the direction, supervision and performance of the group audit. We remain solely responsible for our audit opinion.

## Independent Auditor's Report

We communicate with the Audit Committee regarding, among other matters, the planned scope and timing of the audit and significant audit findings, including any significant deficiencies in internal control that we identify during our audit.

We also provide the Audit Committee with a statement that we have complied with relevant ethical requirements regarding independence, and to communicate with them all relationships and other matters that may reasonably be thought to bear on our independence, and where applicable, actions taken to eliminate threats or safeguards applied.

From the matters communicated with the Audit Committee, we determine those matters that were of most significance in the audit of the consolidated financial statements of the current period and are therefore the key audit matters. We describe these matters in our auditor's report unless law or regulation precludes public disclosure about the matter or when, in extremely rare circumstances, we determine that a matter should not be communicated in our report because the adverse consequences of doing so would reasonably be expected to outweigh the public interest benefits of such communication.

The engagement partner on the audit resulting in this independent auditor's report is CHAN Chiu Kong, Edmond.

**PricewaterhouseCoopers**  
*Certified Public Accountants*

Hong Kong, 28 March 2024

# Consolidated Statement of Comprehensive Income

For the year ended 31 December 2023

	Note	Year ended 31 December	
		2023 RMB'000	2022 RMB'000
Revenue	5	<b>2,143,680</b>	2,075,610
Cost of sales	5,8	<b>(1,970,113)</b>	(1,904,484)
<b>Gross profit</b>		<b>173,567</b>	171,126
Selling and distribution expenses	8	<b>(4,365)</b>	(5,616)
Administrative expenses	8	<b>(83,859)</b>	(92,356)
Net impairment losses on financial assets	3.1(b)	<b>(20,289)</b>	(28,741)
Other operating expenses	8	<b>(349)</b>	(336)
Other income	6	<b>3,445</b>	3,981
Other (losses)/gains — net	7	<b>(1,135)</b>	13,260
<b>Operating profit</b>		<b>67,015</b>	61,318
Finance income	10	<b>7,055</b>	4,475
Finance costs	10	<b>(23,541)</b>	(25,672)
<b>Profit before income tax</b>		<b>50,529</b>	40,121
Income tax expense	11	<b>(19,779)</b>	(13,023)
<b>Profit for the year</b>		<b>30,750</b>	27,098
<b>Other comprehensive income</b>			
<i>Items that may be reclassified to profit or loss</i>			
Currency translation differences	28	<b>(4,593)</b>	4,918
Changes in the fair value of equity instruments at fair value through other comprehensive income, net of tax	23,28	<b>1,292</b>	7,703
<b>Other comprehensive income for the year, net of tax</b>		<b>(3,301)</b>	12,621
<b>Total comprehensive income for the year attributable to the Shareholders of the Company</b>		<b>27,449</b>	39,719
<b>Earnings per share for profit attributable to the Shareholders of the Company (expressed in RMB cents per share):</b>			
— Basic earnings per share	12	<b>3.75</b>	3.31
— Diluted earnings per share	12	<b>3.75</b>	3.31

The above consolidated statement of comprehensive income should be read in conjunction with the accompanying notes.

# Consolidated Statement of Financial Position

As at 31 December 2023

	Note	As at 31 December	
		2023 RMB'000	2022 RMB'000
<b>ASSETS</b>			
<b>Non-current assets</b>			
Property, plant and equipment	14	68,492	77,081
Investment properties	15	16,735	—
Right-of-use assets	16	11,910	12,464
Intangible assets	18	70	147
Contract assets	5	359,433	535,359
Trade and other receivables	21	115,643	129,422
Deferred tax assets	32	25,832	21,696
Financial assets at fair value through other comprehensive income	23	16,654	15,287
		<b>614,769</b>	<b>791,456</b>
<b>Current assets</b>			
Inventories	20	11,082	11,993
Contract assets	5	509,667	530,401
Trade and other receivables	21	1,684,898	1,399,712
Financial assets at fair value through profit or loss	22	—	1,300
Time deposits	24	1,831	—
Restricted cash	25	161,020	166,281
Cash and cash equivalents	25	255,754	540,175
		<b>2,624,252</b>	<b>2,649,862</b>
<b>Total assets</b>		<b>3,239,021</b>	<b>3,441,318</b>
<b>EQUITY</b>			
<b>Capital and reserves</b>			
Share capital	26	7,303	7,303
Share premium	26	273,074	280,092
Other reserves	28	31,054	30,385
Shares held for employee share scheme	27	(4,756)	(4,756)
Retained earnings	29	445,422	418,642
<b>Total equity</b>		<b>752,097</b>	<b>731,666</b>



## Consolidated Statement of Financial Position

As at 31 December 2023

	Note	As at 31 December	
		2023 RMB'000	2022 RMB'000
<b>LIABILITIES</b>			
<b>Non-current liabilities</b>			
Borrowings	31	9,500	14,500
Lease liabilities	17	366	3,003
Trade and other payables	30	197,242	215,180
Deferred tax liabilities	32	1,381	1,266
		<b>208,489</b>	233,949
<b>Current liabilities</b>			
Lease liabilities	17	3,541	1,498
Borrowings	31	193,669	231,411
Trade and other payables	30	2,019,633	2,078,719
Income tax payables		19,047	25,746
Contract liabilities	5	42,545	138,329
		<b>2,278,435</b>	2,475,703
<b>Total liabilities</b>		<b>2,486,924</b>	2,709,652
<b>Total equity and liabilities</b>		<b>3,239,021</b>	3,441,318

The above consolidated statement of financial position should be read in conjunction with the accompanying notes.

The financial statements on pages 100 to 192 were approved by the Board of Directors on 28 March 2024 and were signed on its behalf.

---

 Director

---

 Director

# Consolidated Statement of Changes in Equity

For the year ended 31 December 2023

	Attribute to the Shareholders						
	Note	Share capital RMB'000	Shares held for employee share scheme RMB'000	Share premium RMB'000	Other reserves RMB'000	Retained earnings RMB'000	Total RMB'000
<b>Balance at 1 January 2022</b>		7,303	(4,756)	291,505	14,404	394,904	703,360
<b>Comprehensive income</b>							
Profit for the year		—	—	—	—	27,098	27,098
Currency translation differences		—	—	—	4,918	—	4,918
Changes in the fair value of equity instruments at fair value through other comprehensive income, net of tax		—	—	—	7,703	—	7,703
<b>Total comprehensive income</b>		—	—	—	12,621	27,098	39,719
Appropriation to statutory reserves		—	—	—	3,360	(3,360)	—
Dividends distribution to shareholders	33	—	—	(11,413)	—	—	(11,413)
<b>Balance at 31 December 2022</b>		7,303	(4,756)	280,092	30,385	418,642	731,666

## Consolidated Statement of Changes in Equity

For the year ended 31 December 2023

	Note	Attribute to the Shareholders					Total RMB'000
		Share capital RMB'000	Shares held for employee share scheme RMB'000	Share premium RMB'000	Other reserves RMB'000	Retained earnings RMB'000	
<b>Balance at 1 January 2023</b>		<b>7,303</b>	<b>(4,756)</b>	<b>280,092</b>	<b>30,385</b>	<b>418,642</b>	<b>731,666</b>
<b>Comprehensive income</b>							
Profit for the year		—	—	—	—	30,750	30,750
Currency translation differences		—	—	—	(4,593)	—	(4,593)
Changes in the fair value of equity instruments at fair value through other comprehensive income, net of tax		—	—	—	1,292	—	1,292
<b>Total comprehensive income</b>		<b>—</b>	<b>—</b>	<b>—</b>	<b>(3,301)</b>	<b>30,750</b>	<b>27,449</b>
Appropriation to statutory reserves		—	—	—	3,970	(3,970)	—
Dividends distribution to shareholders	33	—	—	(7,018)	—	—	(7,018)
<b>Balance at 31 December 2023</b>		<b>7,303</b>	<b>(4,756)</b>	<b>273,074</b>	<b>31,054</b>	<b>445,422</b>	<b>752,097</b>

The above consolidated statement of changes in equity should be read in conjunction with the accompanying notes.

# Consolidated Statement of Cash Flows

For the year ended 31 December 2023

	Note	Year ended 31 December	
		2023 RMB'000	2022 RMB'000
<b>Cash flows from operating activities</b>			
Cash (used in)/generated from operations	34(a)	(193,510)	33,297
Income tax paid		(30,574)	(13,417)
<b>Net cash (used in)/generated from operating activities</b>		<b>(224,084)</b>	19,880
<b>Cash flows from investing activities</b>			
Purchase of property, plant and equipment	14	(7,612)	(8,010)
Interest received		4,552	1,798
Purchase of Time deposit	24	(1,800)	—
Proceeds from disposal of property, plant and equipment	34(c)	2,915	699
Proceeds from disposal of land use rights	34(c)	3,030	—
Dividends received from financial assets at fair value through other comprehensive income	7	282	407
Cash consideration paid during business combination under common control		—	(25,510)
Purchase of intangible assets	18	(56)	(71)
Purchase of financial assets at fair value through profit or loss		—	(1,300)
Proceeds from sale of financial assets at fair value through profit or loss		1,300	—
<b>Net cash generated from/(used in) investing activities</b>		<b>2,611</b>	(31,987)
<b>Cash flows from financing activities</b>			
Proceeds from borrowings	34(d)	278,369	303,384
Repayments of borrowings	34(d)	(321,111)	(181,858)
Dividend paid	33	(7,018)	(11,013)
Interest paid	10	(12,344)	(8,200)
Lease payment	34(d)	(1,102)	(800)
<b>Net cash (used in)/generated from financing activities</b>		<b>(63,206)</b>	101,513
<b>Net (decrease)/increase in cash and cash equivalents</b>			
Cash and cash equivalents at beginning of the financial year		540,175	443,833
Effects of exchange rate changes on cash and cash equivalents		258	6,936
<b>Cash and cash equivalents at end of year</b>	25	<b>255,754</b>	540,175

The above consolidated statement of cash flows should be read in conjunction with the accompanying notes.

# Notes to the Consolidated Financial Statements

For the year ended 31 December 2023

## 1 GENERAL INFORMATION

Watts International Maritime Company Limited (the “**Company**”) was incorporated in the Cayman Islands on 20 December 2017 as an exempted company with limited liability under the Companies Law, Cap. 22 (Law of 1961, as consolidated and revised) of the Cayman Islands. The address of the Company’s registered office is 4th Floor, Harbour Place, 103 South Church Street, P.O. Box 10240, Grand Cayman KY1-1002, Cayman Islands.

The Company, an investment holding company, and its subsidiaries (together, the “**Group**”) provide marine construction and municipal public construction services in the People’s Republic of China (the “**PRC**”) and Southeast Asia. The ultimate controlling shareholders are Mr. Wang Shizhong, Mr. Ye Kangshun, Mr. Wang Xiuchun, Ms. Zhou Meng, Mr. Wang Shiqin, Mr. Wang Likai (“**Controlling Shareholders**”), who are parties acting collectively and have been controlling the group companies since their incorporation.

The Company completed its initial public offering and its shares were listed on the Main Board of the Stock Exchange of Hong Kong Limited (the “**Stock Exchange**”) on 19 November 2018 (the “**Listing**”).

The consolidated financial statements are presented in Renminbi (“**RMB**”), unless otherwise stated.

The consolidated financial statements have been approved for issue by the Board of Directors (the “**Board**”) on 28 March 2024.

## 2 BASIS OF PREPARATION AND CHANGE IN ACCOUNTING POLICIES

The consolidated financial statements of the Company have been prepared in accordance with Hong Kong Financial Reporting Standards (“**HKFRSs**”) as issued by the Hong Kong Institute of Certified Public Accountants and the disclosure requirements of the Hong Kong Companies Ordinance Cap. 622. They have been prepared on a historical cost basis, except for certain financial assets and liabilities which were measured at fair value.

The preparation of the consolidated financial statements in conformity with HKFRSs requires the use of certain critical accounting estimates. It also requires management to exercise its judgement in the process of applying the Group’s accounting policies. The areas involving a higher degree of judgement or complexity, or areas where assumptions and estimates are significant to the consolidated financial statements are disclosed in Note 4.

### (i) New and amended standards adopted by the Group

The Group has applied the following new and amended standards for its annual reporting period commencing 1 January 2023:

- HKFRS 17 Insurance Contracts
- Definition of Accounting Estimates — Amendments to HKAS 8
- International Tax Reform — Pillar Two Model Rules — Amendments to HKAS 12
- Deferred Tax related to Assets and Liabilities arising from a Single Transaction — Amendments to HKAS 12
- Disclosure of Accounting Policies — Amendments to HKAS 1 and HKFRS Practice Statement 2

The amendments listed above did not have any impact on the amounts recognised in prior periods and are not expected to significantly affect the current or future periods.



## Notes to the Consolidated Financial Statements

For the year ended 31 December 2023

**2 BASIS OF PREPARATION AND CHANGE IN ACCOUNTING POLICIES**

(Continued)

**(ii) New and amended standards and revised conceptual framework not yet adopted**

Certain amendments to accounting standards and interpretation have been published that are not mandatory for 31 December 2023 reporting periods and have not been early adopted by the Group. These amendments are not expected to have a material impact on the Group in the current or future reporting periods and on foreseeable future transactions.

		<b>Effective for annual periods beginning on or after</b>
HKAS 1 (Amendments)	Classification of Liabilities as Current or Non-current	1 January 2024
HKAS 1 (Amendments)	Non-current liabilities with covenants	1 January 2024
HKFRS 16 (Amendments)	Lease liability in sale and leaseback	1 January 2024
HKAS 7 and HKFRS 7 (Amendments)	Supplier Finance Arrangements	1 January 2024
HK Int 5 (Revised)	Presentation of Financial Statements — Classification by the Borrower of a Term Loan that Contains a Repayment on Demand Clause	Applied when an entity applies Amendments to HKAS 1
HKFRS 10 and HKAS 28 (Amendments)	Sale or contribution of assets between an investor and its associate or joint venture	To be determined
Amendments to HKAS 21	Lack of Exchangeability	1 January 2025

## Notes to the Consolidated Financial Statements

For the year ended 31 December 2023

### 3 FINANCIAL RISK MANAGEMENT

#### 3.1 Financial risk factors

The Group's activities expose it to a variety of financial risks: market risk (including foreign exchange risk, fair value interest rate risk and cash flow interest rate risk), credit risk and liquidity risk. The Group's overall risk management programme focuses on the unpredictability of financial markets and seeks to minimise potential adverse effects on the Group's financial performance.

##### (a) Market risk

###### (i) Foreign exchange risk

The Group operates internationally and is exposed to foreign exchange risk arising from various currency exposures. The Group entities collect most of the revenue and incur most of the expenditures in respect of their functional currencies. Foreign exchange risk arises from various currency exposures primarily through proceeds received from customers and shareholders, and payments to the suppliers that are denominated in a currency other than the Group's entities' functional currency. The currencies giving rise to this risk are primarily US dollar ("US\$"), Indonesian Rupiah ("IDR"), Brunei dollar ("BN\$") and Malaysian Ringgit ("MYR") as certain purchases and sales of the Group are denominated in US\$, IDR, BN\$ and MYR. The Group also has certain amounts of cash and bank balances denominated in US\$, which are exposed to foreign currency translation risk. The management of the Group considers that the Group's exposure to foreign currency exchange risk is not significant due to the most of the functional currency of the entities in Group is the same as the transaction currency.

The Group currently does not have a foreign currency hedging policy. However, the management of the Group monitors foreign exchange exposure and will consider hedging significant foreign currency exposure should the need arise.

At 31 December 2023, if RMB had strengthened/weakened by 5% against the US\$, IDR, BN\$ and MYR, with all other variables held constant, the total profit for the year would have been RMB5,413,000 higher/lower (2022: RMB3,238,000), mainly as a result of foreign exchange gains/losses on translation of US\$, IDR, BN\$ and MYR denominated cash and cash equivalents, trade and other receivables and trade and other payables.

###### (ii) Cash flow and fair value interest rate risk

The Group's income and operating cash flows are substantially independent of changes in market interest rates as the Group has no significant interest-bearing assets and liabilities other than bank deposits and bank borrowings. As borrowings are obtained at the fixed rates, the Group has no cash flow interest rate risk. The Group has not used any financial instrument to hedge its exposure to cash flow and fair value interest rate risks.

## Notes to the Consolidated Financial Statements

For the year ended 31 December 2023

**3 FINANCIAL RISK MANAGEMENT** (Continued)**3.1 Financial risk factors** (Continued)**(b) Credit risk**

Credit risk arises from restricted cash, cash and cash equivalents, trade receivables, retention receivables, bills receivables and long-term trade receivables and contract assets. The carrying amounts of each class of these financial assets represent the Group's maximum exposure to credit risk in relation to the corresponding class of financial assets.

*(i) Risk management*

To manage the risk with respect to cash and cash equivalents and restricted cash, the Group placed them in banks with high reputation.

The Group considers the probability of default upon initial recognition of asset and whether there has been a significant increase in credit risk on an ongoing basis throughout each reporting period. To assess whether there is a significant increase in credit risk, the Group compares the risk of default occurring on the asset as at the reporting date with the risk of default as at the date of initial recognition. It considers available reasonable and supportive forward-looking information. Especially the following indicators are incorporated:

- actual or expected significant adverse changes in business, financial or economic conditions that are expected to cause a significant change to the customers' ability to meet its obligations
- actual or expected significant changes in the operating results of customers
- significant increases in credit risk on other financial instruments of customers
- significant changes in the expected performance and behaviour of customers, including changes in the payment status of customers in the Group and changes in the operating results of the customers.

*(ii) Impairment of financial assets*

The Group has several types of financial assets that are subject to the expected credit loss model. Among these assets, the identified impairment loss of restricted cash, cash and cash equivalents, and bills receivables was immaterial, and other ones are analysed as follows:

- Trade and retention receivables from providing marine construction services and municipal public construction services.
- Contract assets relating to marine construction contracts and municipal public construction contracts.
- Long-term trade receivables from providing municipal public construction services.

## Notes to the Consolidated Financial Statements

For the year ended 31 December 2023

### 3 FINANCIAL RISK MANAGEMENT (Continued)

#### 3.1 Financial risk factors (Continued)

##### (b) Credit risk (Continued)

##### (ii) Impairment of financial assets (Continued)

The Group applies the HKFRS 9 simplified approach to measuring expected credit losses, which uses a lifetime expected loss allowance for all trade receivables, retention receivables, long-term trade receivables and contract assets.

To measure the expected credit losses, trade receivables, retention receivables and contract assets have been grouped based on shared credit risk characteristics and the days past due. The contract assets relate to unbilled work in progress and have substantially the same risk characteristics as the trade receivables for the same types of contracts. The Group has therefore concluded that the expected loss rates for trade receivables are a reasonable approximation of the loss rates for the contract assets.

The expected loss rates are based on the payment profiles of providing marine construction services and municipal public construction services over a period of 7 years before 31 December 2023 or 1 January 2023 respectively and the corresponding historical credit losses experienced within this period. The historical loss rates are adjusted to reflect current and forward-looking information on macroeconomic factors affecting the ability of the customers to settle the receivables. The Group has considered evidence from external sources including the relevant public search results relating to the financial circumstances of the customers and expected behaviour including method of payments or payments period, and accordingly adjusts the historical loss rates based on expected changes in these factors.

##### *Trade and retention receivables*

For trade and retention receivables, the Group performs ongoing credit evaluations of its debtors' financial condition and does not require collateral from the debtors on the outstanding balances.

Individually impaired trade receivables and retention receivables are related to customers who are experiencing unexpected economic difficulties. The Group expects that the entire amounts of the receivables will have difficulty to be recovered and has recognised impairment losses. For the year ended 31 December 2023 and 2022, no individually impaired trade and retention receivables were identified.

## Notes to the Consolidated Financial Statements

For the year ended 31 December 2023

**3 FINANCIAL RISK MANAGEMENT** (Continued)**3.1 Financial risk factors** (Continued)**(b) Credit risk** (Continued)*(ii) Impairment of financial assets* (Continued)*Trade and retention receivables* (Continued)

As at 31 December 2023 and 2022, the trade receivables and retention receivables have been grouped on the basis of shared credit risk characteristics and the days past due for the measurement of expected credit loss:

## i) Marine construction services group

	Within 1 year RMB'000	1 to 2 years RMB'000	2 to 3 years RMB'000	Over 3 years RMB'000	Total RMB'000
<b>Trade receivables At 31 December 2023</b>					
Expected loss rate	2.11%	3.88%	8.24%	31.65%	
Gross carrying amount	<u>379,343</u>	<u>69,684</u>	<u>82,919</u>	<u>51,839</u>	<u>583,785</u>
<b>Total loss allowance provision</b>	<u>8,014</u>	<u>2,703</u>	<u>6,835</u>	<u>16,407</u>	<u>33,959</u>
	Within 1 year RMB'000	1 to 2 years RMB'000	2 to 3 years RMB'000	Over 3 years RMB'000	Total RMB'000
<b>Retention receivables At 31 December 2023</b>					
Expected loss rate	12.02%	18.34%	22.60%	57.48%	
Gross carrying amount	<u>68,915</u>	<u>38,460</u>	<u>2,210</u>	<u>53,240</u>	<u>162,825</u>
<b>Total loss allowance provision</b>	<u>8,280</u>	<u>7,052</u>	<u>500</u>	<u>30,600</u>	<u>46,432</u>



## Notes to the Consolidated Financial Statements

For the year ended 31 December 2023

**3 FINANCIAL RISK MANAGEMENT** (Continued)**3.1 Financial risk factors** (Continued)**(b) Credit risk** (Continued)*(ii) Impairment of financial assets* (Continued)*Trade and retention receivables* (Continued)

## i) Marine construction services group (Continued)

	Within 1 year <i>RMB'000</i>	1 to 2 years <i>RMB'000</i>	2 to 3 years <i>RMB'000</i>	Over 3 years <i>RMB'000</i>	Total <i>RMB'000</i>
<b>Trade receivables</b>					
<b>At 31 December 2022</b>					
Expected loss rate	2.03%	3.63%	8.23%	23.39%	
Gross carrying amount	<u>260,143</u>	<u>108,271</u>	<u>46,065</u>	<u>97,858</u>	<u>512,337</u>
<b>Total loss allowance provision</b>	<u>5,273</u>	<u>3,934</u>	<u>3,793</u>	<u>22,891</u>	<u>35,891</u>
	Within 1 year <i>RMB'000</i>	1 to 2 years <i>RMB'000</i>	2 to 3 years <i>RMB'000</i>	Over 3 years <i>RMB'000</i>	Total <i>RMB'000</i>
<b>Retention receivables</b>					
<b>At 31 December 2022</b>					
Expected loss rate	8.98%	13.95%	16.77%	69.34%	
Gross carrying amount	<u>62,051</u>	<u>8,843</u>	<u>44,160</u>	<u>39,166</u>	<u>154,220</u>
<b>Total loss allowance provision</b>	<u>5,574</u>	<u>1,234</u>	<u>7,403</u>	<u>27,160</u>	<u>41,371</u>

## Notes to the Consolidated Financial Statements

For the year ended 31 December 2023

**3 FINANCIAL RISK MANAGEMENT** (Continued)**3.1 Financial risk factors** (Continued)**(b) Credit risk** (Continued)*(ii) Impairment of financial assets* (Continued)*Trade and retention receivables* (Continued)

## ii) Municipal public construction services group

	Within 1 year RMB'000	1 to 2 years RMB'000	2 to 3 years RMB'000	Over 3 years RMB'000	Total RMB'000
<b>Trade receivables At 31 December 2023</b>					
Expected loss rate	3.47%	9.55%	20.82%	71.43%	
Gross carrying amount	<u>529,166</u>	<u>103,974</u>	<u>60,095</u>	<u>25,057</u>	<u>718,292</u>
<b>Total loss allowance provision</b>	<u>18,373</u>	<u>9,925</u>	<u>12,510</u>	<u>17,899</u>	<u>58,707</u>
	Within 1 year RMB'000	1 to 2 years RMB'000	2 to 3 years RMB'000	Over 3 years RMB'000	Total RMB'000
<b>Retention receivables At 31 December 2023</b>					
Expected loss rate	4.78%	32.92%	48.28%	92.03%	
Gross carrying amount	<u>148,636</u>	<u>2,664</u>	<u>1,848</u>	<u>6,662</u>	<u>159,810</u>
<b>Total loss allowance provision</b>	<u>7,104</u>	<u>877</u>	<u>892</u>	<u>6,131</u>	<u>15,004</u>

## Notes to the Consolidated Financial Statements

For the year ended 31 December 2023

**3 FINANCIAL RISK MANAGEMENT** (Continued)**3.1 Financial risk factors** (Continued)**(b) Credit risk** (Continued)*(ii) Impairment of financial assets* (Continued)*Trade and retention receivables* (Continued)

## ii) Municipal public construction services group (Continued)

	Within 1 year RMB'000	1 to 2 years RMB'000	2 to 3 years RMB'000	Over 3 years RMB'000	Total RMB'000
<b>Trade receivables</b>					
<b>At 31 December 2022</b>					
Expected loss rate	3.10%	8.50%	20.41%	64.48%	
Gross carrying amount	<u>422,340</u>	<u>78,626</u>	<u>30,496</u>	<u>23,938</u>	<u>555,400</u>
<b>Total loss allowance provision</b>					
	<u>12,904</u>	<u>6,683</u>	<u>6,223</u>	<u>15,436</u>	<u>41,246</u>
<b>Retention receivables</b>					
<b>At 31 December 2022</b>					
Expected loss rate	5.11%	29.56%	43.91%	98.15%	
Gross carrying amount	<u>119,556</u>	<u>1,848</u>	<u>2,509</u>	<u>4,916</u>	<u>128,829</u>
<b>Total loss allowance provision</b>					
	<u>6,111</u>	<u>546</u>	<u>1,102</u>	<u>4,825</u>	<u>12,584</u>

*Contract assets*

Contract assets relate to unbilled work in progress which have substantially the same risk characteristics as the trade receivables for the same types of contracts. The Group has therefore concluded that the expected loss rates for trade receivables are a reasonable approximation of the loss rates for the contract assets. Since the contract assets are still in performing, the payment is not due.

## Notes to the Consolidated Financial Statements

For the year ended 31 December 2023

### 3 FINANCIAL RISK MANAGEMENT (Continued)

#### 3.1 Financial risk factors (Continued)

##### (b) Credit risk (Continued)

##### (ii) Impairment of financial assets (Continued)

##### *Contract assets (Continued)*

Individually impaired contract assets are related to projects under litigation claims. Management makes individual assessment on these contract assets based on historical settlement records, past experience, pledged assets as well as forward looking factors. As at 31 December 2023, the contract assets of RMB20,145,000 (2022: RMB20,145,000) from two customers are under litigation claims. The Group made an individual loss allowance of RMB5,760,000 for these contract assets for the year ended 31 December 2023 (2022: RMB5,704,000).

The expected loss rates of the remaining contract assets are assessed to be 2.11% for marine construction and 3.47% for municipal public construction (2022: 2.03% and 3.10%, respectively), which are the same as that of trade receivables past due up to one year respectively.

As at 31 December 2023, the loss allowance for provision for contract assets of marine construction and municipal public construction was approximately RMB4,206,000 and RMB29,492,000 (2022: RMB7,219,000 and RMB28,170,000, respectively).

##### *Long-term trade receivables*

Long-term trade receivables relate to a public-private-partnership project in municipal public construction services and are recognised as contract assets when the project is still performing and transferred to receivables after the project is finished. Since the customer is a government owned company with strong reputation and the payment is not due according to the contract, the expected loss rate for the long-term trade receivables is assessed to be the same as that of the trade receivables past due up to one year. As at 31 December 2023, the loss allowance for provision for long-term trade receivables was approximately RMB2,592,000 (2022: RMB3,099,000).

## Notes to the Consolidated Financial Statements

For the year ended 31 December 2023

**3 FINANCIAL RISK MANAGEMENT** (Continued)**3.1 Financial risk factors** (Continued)**(b) Credit risk** (Continued)*(ii) Impairment of financial assets* (Continued)*Long-term trade receivables* (Continued)

The loss allowance provision for trade receivables, retention receivables, long-term trade receivables and contract assets as at 31 December 2023 and 2022 reconciles to the opening loss allowance for that provision is as follows:

	Trade receivables RMB'000	Retention receivables RMB'000	Long- term trade receivables RMB'000	Contract assets RMB'000	Total RMB'000
<b>At 1 January 2022</b>	86,210	23,335	1,750	29,100	140,395
(Reversal of)/provision for loss allowance recognised in consolidated statement of comprehensive income	(9,149)	30,246	1,349	6,295	28,741
Currency translation differences	76	374	—	(6)	444
<b>At 31 December 2022</b>	77,137	53,955	3,099	35,389	169,580
Provision for/(reversal of) loss allowance recognised in consolidated statement of comprehensive income	15,341	7,205	(507)	(1,750)	20,289
Currency translation differences	188	276	—	59	523
<b>At 31 December 2023</b>	92,666	61,436	2,592	33,698	190,392

*Other receivables*

The Group adopts general approach for expected credit losses of other receivables and considers it has not significantly increased in credit risk from initial recognition. Thus, it is still in stage one and only consider 12-month expected credit losses.

For other receivables, management makes periodic collective assessments as well as individual assessment on the recoverability of other receivables based on historical settlement records and past experience. The Group considered counter parties having a low risk of default and a strong capacity to meet contractual cash flow as performing. The directors of the Company believe that there is no material credit risk in the Group's outstanding balance of other receivables.



## Notes to the Consolidated Financial Statements

For the year ended 31 December 2023

**3 FINANCIAL RISK MANAGEMENT** (Continued)**3.1 Financial risk factors** (Continued)**(b) Credit risk** (Continued)*(ii) Impairment of financial assets* (Continued)*Cash and cash equivalents and bills receivables*

For cash and cash equivalents, restricted cash and bills receivables, the Group only transacts with state-owned or reputable financial institutions in Mainland China and reputable international financial institutions outside of Mainland China. There has been no recent history of default in relation to these financial institutions. The Group considered counter parties having a low risk of default and a strong capacity to meet contractual cash flow in the near term. The identified impairment loss was immaterial.

*Net impairment losses on financial assets and contract assets recognised in profit or loss*

During the year, the following losses were recognised in profit or loss in relation to impaired financial assets and contract assets:

	<b>Year ended 31 December</b>	
	<b>2023</b> <i>RMB'000</i>	2022 <i>RMB'000</i>
Net impairment losses on financial assets and contract assets	<b>20,289</b>	28,741

Impairment losses on trade receivables, retention receivables, long-term trade receivables and contract assets are presented as net impairment losses within operating profit. Subsequent recoveries of amounts previously written off are credited against the same line item.

## Notes to the Consolidated Financial Statements

For the year ended 31 December 2023

**3 FINANCIAL RISK MANAGEMENT** (Continued)**3.2 Liquidity risk**

Prudent liquidity risk management implies maintaining sufficient cash and cash equivalents, the availability of funding through an adequate amount of committed credit facilities and the ability to close out market positions. The Group's objective is to maintain adequate committed credit lines to ensure sufficient and flexible funding is available to the Group.

The table below analyses the Group's non-derivative financial liabilities into relevant maturity groupings based on the remaining period at the balance sheet date to the contractual maturity date. The amounts disclosed in the table are the contractual undiscounted cash flows.

	<b>Less than 1 year RMB'000</b>	<b>Between 1 and 2 years RMB'000</b>	<b>Between 2 and 5 years RMB'000</b>	<b>Over 5 years RMB'000</b>	<b>Total RMB'000</b>
<b>At 31 December 2022</b>					
Borrowings	234,042	5,690	10,104	—	249,836
Lease liabilities	1,649	373	1,155	2,173	5,350
Trade and other payables	1,916,184	109,389	127,046	2,915	2,155,534
	<u>2,151,875</u>	<u>115,452</u>	<u>138,305</u>	<u>5,088</u>	<u>2,410,720</u>
<b>At 31 December 2023</b>					
Borrowings	<b>195,453</b>	<b>5,410</b>	<b>4,694</b>	—	<b>205,557</b>
Lease liabilities	<b>3,982</b>	<b>211</b>	<b>155</b>	—	<b>4,348</b>
Trade and other payables	<b>2,598,136</b>	<b>137,311</b>	<b>82,525</b>	<b>1,469</b>	<b>2,819,441</b>
	<u><b>2,797,571</b></u>	<u><b>142,932</b></u>	<u><b>87,374</b></u>	<u><b>1,469</b></u>	<u><b>3,029,346</b></u>

## Notes to the Consolidated Financial Statements

For the year ended 31 December 2023

**3 FINANCIAL RISK MANAGEMENT** (Continued)**3.3 Capital management**

The capital structure of the Group consists of equity and borrowings. In order to maintain or adjust the capital structure, the Group may adjust the amount of dividends paid to shareholders, return capital to shareholders, issue new shares or sell assets to reduce borrowings. The Group monitors capital on the basis of debt to equity ratio. The debt to equity ratio is calculated as net debt divided by total equity. Net debt is calculated as total borrowings less cash and cash equivalents, time deposits and pledged bank deposits. The net cash position as at 31 December 2023 and 2022 was resulted from the Group's operation. The debt to equity ratios as at 31 December 2023 and 2022 are as follows:

	<b>As at 31 December</b>	
	<b>2023</b> <i>RMB'000</i>	2022 <i>RMB'000</i>
Total borrowings (Note 31)	<b>203,169</b>	245,911
Less: cash and cash equivalents, time deposit with maturity over 3 months and pledged bank deposits (Note 25)	<b>(416,774)</b>	(706,456)
Net cash	<b>(213,605)</b>	(460,545)
Total equity	<b>752,097</b>	731,666
Debt to equity ratio	<b>N/A</b>	N/A

## Notes to the Consolidated Financial Statements

For the year ended 31 December 2023

**3 FINANCIAL RISK MANAGEMENT** (Continued)**3.4 Fair value estimation****(a) Financial assets and liabilities***(i) Fair value hierarchy*

This section explains the judgements and estimates made in determining the fair values of the financial instruments that are recognised and measured at fair value in the financial statements. To provide an indication about the reliability of the inputs used in determining fair value, the Group has classified its financial instruments into the three levels prescribed under the accounting standards. An explanation of each level follows underneath the table.

**Recurring fair value measurements**

	Note	Level 1 RMB'000	Level 2 RMB'000	Level 3 RMB'000	Total RMB'000
<b>At 31 December 2023</b>					
Financial assets at fair value through other comprehensive income	23	4,784	—	11,870	16,654
Recurring fair value measurements	Note	Level 1 RMB'000	Level 2 RMB'000	Level 3 RMB'000	Total RMB'000
<b>At 31 December 2022</b>					
Financial assets at fair value through profit or loss	22	—	—	1,300	1,300
Financial assets at fair value through other comprehensive income	23	3,917	—	11,370	15,287
		3,917	—	12,670	16,587

## Notes to the Consolidated Financial Statements

For the year ended 31 December 2023

**3 FINANCIAL RISK MANAGEMENT** (Continued)**3.4 Fair value estimation** (Continued)**(a) Financial assets and liabilities** (Continued)*(i) Fair value hierarchy* (Continued)

There were no transfers between levels 1, 2, and 3 for recurring fair value measurements during the year.

**Level 1:** The fair value of financial instruments traded in active markets (such as publicly traded derivatives, and trading and available-for-sale securities) is based on quoted market prices at the end of the reporting period. The quoted market price used for financial assets held by the Group is the current bid price. The quoted market price already incorporates the market's assumptions with respect to changes in economic climate such as rising interest rates and inflation, as well as changes due to ESG risk. These instruments are included in level 1.

**Level 2:** The fair value of financial instruments that are not traded in an active market (for example, over-the-counter derivatives) is determined using valuation techniques which maximise the use of observable market data and rely as little as possible on entity-specific estimates. If all significant inputs required to fair value an instrument are observable, the instrument is included in level 2.

**Level 3:** If one or more of the significant inputs is not based on observable market data, the instrument is included in level 3. This is the case for unlisted equity securities and for instruments where ESG risk gives rise to a significant unobservable adjustment.

*(ii) Valuation techniques used to determine fair values*

Specific valuation techniques used to value financial instruments include:

- the use of quoted market prices or dealer quotes for similar instruments
- for other financial instruments discounted cash flow analysis.

The finance manager of the Group performs valuation on these level 3 instruments for financial reporting purposes. On an annual basis, the team adopts various valuation techniques to determine the fair value of the Group's level 3 instrument.

As at 31 December 2023 and 2022, the level 1 instrument of the Group mainly includes investment in listed securities, the fair value of the equity instrument is based on quoted market price at the end of the year. The instrument is included in level 1.

As at 31 December 2023 and 2022, the level 3 instrument of the Group mainly includes investment in equity securities that are not publicly traded.



## Notes to the Consolidated Financial Statements

For the year ended 31 December 2023

### 3 FINANCIAL RISK MANAGEMENT (Continued)

#### 3.4 Fair value estimation (Continued)

##### (a) Financial assets and liabilities (Continued)

##### (ii) Valuation techniques used to determine fair values (Continued)

As the instrument in a wealth management product is not traded in an active market, its fair value has been determined using various applicable valuation techniques, including discounted cash flows approach and comparable transaction approach, etc. Major assumptions used in the valuation include historical financial results, assumptions about future growth rates, recent market transactions and other exposure.

For the Group's investments in equity securities in level 3 that are not publicly traded, the Group uses its judgement to select market approach and make major assumptions including risk-free interest rate, excepted volatility and probability and estimated time of liquidation/redemption listing scenario at each balance sheet date to assess the fair value.

### 4 CRITICAL ACCOUNTING ESTIMATES AND JUDGEMENTS

Estimates and judgements are continually evaluated and are based on historical experience and other factors, including expectations of future events that may have a financial impact on the Group and that are believed to be reasonable under the circumstances.

The Group makes estimates and assumptions concerning the future. The resulting accounting estimates will, by definition, seldom equal the related actual results. The estimates and assumptions that have a significant risk of causing a material adjustment to the carrying amounts of assets and liabilities within the next financial year are addressed below.

#### (a) Revenue recognition

The Group has primary responsibility to fulfillment of the contract, quality and warranty of the overall work and has discretion in selecting subcontractors and discretion of the pricing for subcontractor. Thus, the Group is acting as the principal and recognises revenue on a gross basis. The determination of the progress of the construction service involves judgements. The Group recognises revenue based on progress measurement and payment requests (the "**Requests**") acknowledged by customers and/or third-party engineering project supervisors who are authorised by customers. Management will assess whether the Requests reflect progress towards complete satisfaction of performance obligation and are commensurate with the work performance based on direct measurements of the value of units delivered or survey of work performed. The customers will provide final statement when the whole project is completed and may have adjustments on accumulated recognition of work performed according to the actual performance till the day of completion. Based on historical experience with similar projects, the difference is immaterial. In addition, when determining the transaction price, the Group considers factors such as whether there is any financing component. The Group considers whether the payment schedule is commensurate with the Group's performance and whether the delayed payment is for finance purpose. When the contract does not contain a financing component, the Group has recognised revenue on the Requests over the period during which the services are rendered and transferred to customers. When the contract contains a financing component which provides the customer a significant benefit or financing the transfer of services to the customer for more than one year, revenue is measured at the present value of the amount receivable, discounted using the discount rate that would be reflected in a separate financing transaction between the Group and the customer at contract inception.

## Notes to the Consolidated Financial Statements

For the year ended 31 December 2023

### 4 CRITICAL ACCOUNTING ESTIMATES AND JUDGEMENTS (Continued)

#### (b) Provision for impairment of financial assets and contract assets

The Group's management determines the provision for impairment of trade receivables, retention receivables, long-term trade receivables and contract assets on a forward-looking basis and the expected lifetime losses are recognised from initial recognition of the assets. The provision matrix is determined based on the Group's historical observed default rates over the expected life of the trade receivables with similar credit risk characteristics and is adjusted for forward-looking estimates. Contract assets will not be transferred to trade receivables or retention receivables unless the construction services are completed, which is the time when the Group has unconditional right to receive consideration. The Group assesses that the contract assets have substantially the same risk characteristics as the trade receivables for the same types of contracts. In making the judgement, management considers available reasonable and supportive forward-looking information such as actual or expected significant changes in the business relationship with customers, financial circumstances of the customers and expected behaviour including method of payments or payments period. At every reporting date the historical observed default rates are updated and changes in the forward-looking estimates are analysed by the Group's management.

#### (c) Useful lives of property, plant and equipment

The Group's management determines the estimated useful lives and related depreciation charges for its property, plant and equipment. This estimate is based on the historical experience of the actual useful lives of property, plant and equipment of similar nature and functions. It could change significantly as a result of technical innovations and competitor actions in response to severe industry cycles. Management reassesses the useful lives on a regular basis. Management will increase the depreciation charge where useful lives are shorter than previously estimated lives, or it will write-off or write-down technically obsolete or non-strategic assets that have been abandoned or sold.

#### (d) Income taxes and deferred tax assets/liabilities

The Group is subject to income taxes in several jurisdictions. Judgement is required in determining the provision for income taxes. Where the final tax outcome of these matters is different from the amounts that were initially recorded, such differences will impact the current income tax and deferred income tax provisions in the periods in which such determination are made.

Deferred tax assets relating to certain temporary differences and tax losses are recognised as management considers it is probable that future taxable profits will be available against which the temporary differences or tax losses can be utilised. Where the expectation is different from the original estimate, such differences will impact the recognition of deferred tax assets and taxation in the periods in which such estimate is changed.

## Notes to the Consolidated Financial Statements

For the year ended 31 December 2023

### 4 CRITICAL ACCOUNTING ESTIMATES AND JUDGEMENTS (Continued)

#### (e) Long-term payables

Long-term payables represent amounts due to suppliers for certain construction whose contractual payment periods are over one year. The Group determines the payment periods according to payment schedule in the contracts with suppliers, which is related to the estimated completion date of the project. The long-term payables are settled upon the completion of the project and measured at amortised cost using the effective interest method, which is used to calculate the discount amounts. Management reassesses the estimated completion date of the project and discount rate at each balance sheet date.

### 5 SEGMENT INFORMATION

#### (a) Description of segments and principal activities

The chief operating decision-maker has been identified as the executive directors. The Group's management evaluates the Group's performance both from a service and geographic perspective and has identified two reportable segments of its business:

- (i) Marine construction, including infrastructure construction of ports, waterway engineering and other services; and
- (ii) Municipal public construction, including construction of public infrastructure within cities, urban greening and construction of buildings.

The segment results represent the gross profit of marine construction and municipal public construction.

Segment assets and liabilities are measured in the same way as in the consolidated financial statements. Segment assets are allocated based on the operations of the segment and the physical location of the asset. Segment liabilities are allocated based on the operations of the segment.

## Notes to the Consolidated Financial Statements

For the year ended 31 December 2023

**5 SEGMENT INFORMATION** (Continued)**(b) Segment results and other information**

The segment information for the year ended 31 December 2023 is as follows:

	Year ended 31 December 2023		
	Marine construction RMB'000	Municipal public construction RMB'000	Total RMB'000
Revenue	724,585	1,419,095	2,143,680
Cost of sales	(643,964)	(1,326,149)	(1,970,113)
Gross profit	80,621	92,946	173,567
Unallocated items			
Operating expenses			(108,862)
Other income (Note 6)			3,445
Other losses — net (Note 7)			(1,135)
Finance costs — net (Note 10)			(16,486)
Profit before income tax			50,529
Income tax expense (Note 11)			(19,779)
Profit for the year			30,750
Segment items included:			
Depreciation and amortization (Note 8)	(8,531)	(7,377)	(15,908)
Net impairment losses on financial assets (Note 3.1)	406	(20,695)	(20,289)

The segment assets and liabilities at 31 December 2023 are as follows:

	As at 31 December 2023			
	Marine construction RMB'000	Municipal public construction RMB'000	Inter- segment elimination RMB'000	Total RMB'000
Total assets	1,381,828	1,960,578	(103,385)	3,239,021
Total liabilities	929,199	1,661,110	(103,385)	2,486,924

## Notes to the Consolidated Financial Statements

For the year ended 31 December 2023

**5 SEGMENT INFORMATION** (Continued)**(b) Segment results and other information** (Continued)

The segment information for the year ended 31 December 2022 is as follows:

	Year ended 31 December 2022		
	Marine construction RMB'000	Municipal public construction RMB'000	Total RMB'000
Revenue	512,498	1,563,112	2,075,610
Cost of sales	(466,054)	(1,438,430)	(1,904,484)
Gross profit	46,444	124,682	171,126
Unallocated items			
Operating expenses			(127,049)
Other income (Note 6)			3,981
Other gains — net (Note 7)			13,260
Finance costs — net (Note 10)			(21,197)
Profit before income tax			40,121
Income tax expense (Note 11)			(13,023)
Profit for the year			27,098
Segment items included:			
Depreciation and amortisation	(11,750)	(7,592)	(19,342)
Net impairment losses on financial assets (Note 3.1)	(10,066)	(18,675)	(28,741)

The segment assets and liabilities at 31 December 2022 are as follows:

	As at 31 December 2022			Total RMB'000
	Marine construction RMB'000	Municipal public construction RMB'000	Inter- segment elimination RMB'000	
Total assets	1,483,678	2,061,164	(103,524)	3,441,318
Total liabilities	1,031,885	1,781,291	(103,524)	2,709,652



## Notes to the Consolidated Financial Statements

For the year ended 31 December 2023

**5 SEGMENT INFORMATION** (Continued)**(c) Revenue from contract with customers and cost of sales**

The Group derives revenues from the transfer of services over time for customers in the following services and locations of the customers:

	Year ended 31 December					
	Marine construction RMB'000	2023 Municipal public construction RMB'000	Total RMB'000	Marine construction RMB'000	2022 Municipal public construction RMB'000	Total RMB'000
<b>PRC</b>						
Revenue	422,598	1,419,095	1,841,693	351,084	1,563,112	1,914,196
Cost of sales	(367,284)	(1,326,149)	(1,693,433)	(312,964)	(1,438,430)	(1,751,394)
	<b>55,314</b>	<b>92,946</b>	<b>148,260</b>	38,120	124,682	162,802
<b>Southeast Asia</b>						
Revenue	301,987	—	301,987	161,414	—	161,414
Cost of sales	(276,680)	—	(276,680)	(153,090)	—	(153,090)
	<b>25,307</b>	<b>—</b>	<b>25,307</b>	8,324	—	8,324

The breakdown of individual customer's revenue exceeds 10% of the Group's total revenue for the year ended 31 December 2023 and 2022 is as follows:

	Year ended 31 December	
	2023 RMB'000	2022 RMB'000
Customer A	<b>236,618</b>	358,740

## Notes to the Consolidated Financial Statements

For the year ended 31 December 2023

### 5 SEGMENT INFORMATION (Continued)

#### (c) Revenue from contract with customers and cost of sales (Continued)

##### (i) Accounting policies of revenue recognition

Revenue are recognised when or as the control of the goods or services is transferred to the customer. Depending on the terms of the contract and the laws that apply to the contract, control of the goods and services may be transferred over time or at a point in time.

When control of the goods or services is transferred over time, the progress towards complete satisfaction of performance obligation is measured based on one of the following methods that best depicts the Group's performance in satisfying the performance obligation:

- (a) direct measurements of the value of individual services transferred by the Group to the customer, such as units produced or delivered, contract milestones, or surveys of work performed; or
- (b) the Group's efforts or inputs to the satisfaction of the performance obligation.

A contract asset is the Group's right to consideration in exchange for goods or services that the Group has transferred to a customer, and it should be presented separately. Incremental costs incurred to obtain a contract, if recoverable, are capitalised and presented as contract assets and subsequently amortised when the related revenue is recognised. A contract asset becomes a receivable when receipt of the consideration is conditional only on the passage of time.

Contract assets are assessed for impairment under the same approach adopted for impairment assessment of financial assets carried at amortised cost.

A contract liability is the Group's obligation to render the services to a customer for which the Group has received non-refundable consideration from the customer.

The following is a description of accounting policy for the revenue streams of the Group.

The Group obtains revenue from marine construction services and municipal public construction services. Marine construction services include the services of infrastructure construction of ports and waterway engineering. Municipal public construction services include construction of public infrastructure, urban greening and construction of buildings. These two construction related businesses have similar method of revenue recognition.

The Group derives revenue from the transfer of the above construction services over time.

## Notes to the Consolidated Financial Statements

For the year ended 31 December 2023

**5 SEGMENT INFORMATION** (Continued)**(c) Revenue from contract with customers and cost of sales** (Continued)**(i) Accounting policies of revenue recognition** (Continued)

The progress towards complete satisfaction of performance obligation is measured in output method based on the project progress measurement and payment requests (the “**Requests**”) acknowledged by customers and/or third-party engineering project supervisors who are authorised by customers, which are commensurate with the work performance based on direct measurements of the value of units delivered or survey of work performed. The contractual payment terms differ for different customers due to the variety of projects. Most of the payments are payable according to the stage of construction with credit terms of 30 to 60 days, while 10% to 35% of payments will be payable upon the completion of the construction and such portion of payments are recognised as contract assets before the completion of the projects and transferred to trade receivables when the Group has the right to bill the customers which is usually upon completion of construction; the rest 5% to 10% of the contract price are recognised as retention receivables, which would be paid after the warranty period expires. The payments are commensurate with the Group’s performance and the contracts require certain amounts to be retained until completion of construction or expiry of warranty period which are intended for protection against non-performance. The Group does not intend to give a financing to customers in most cases and the Group makes efforts to collect the receivables and timely monitor the credit risk.

For some projects, such as the public-private-partnership project, longer payment term may be extended to customers. When determining the transaction price, the Group considers factors such as whether there is any financing component. The Group considers whether the payment schedule is commensurate with the Group’s performance and whether the delayed payment is for finance purpose. When the contract contains a financing component which provides the customer a significant benefit or financing the transfer of construction services to the customer for more than one year, revenue is measured at the present value of the amount receivable discounted using the discount rate that would be reflected in a separate financing transaction between the Group and the customer at contract inception.

The Group does not have any variable consideration such as discounts, refunds, rebates, credits, penalties, performances bonuses or royalties. Also, the contract modification rarely occurs, and the contract price finally confirmed by the customer upon completion of project does not vary significantly from the original price. Trade receivables and contract assets expected to be recovered in one year or less are classified as current assets. If not, they are presented as non-current assets.

There is no material contract fulfilment cost or cost of obtaining contracts of the Group.

Cost of sales incurred comprise direct materials, the costs of subcontracting, direct labour, depreciation, and other expenses. Costs are recognised when incurred during the completion of the contract activity. Direct materials occupied the most in the cost of sales.

The Group records contract liabilities for non-refundable advance payment from customer before rendering of services since there is still performance obligation to complete. The contract liabilities are recognised as revenue over the period during which the relevant services are rendered to customers.

## Notes to the Consolidated Financial Statements

For the year ended 31 December 2023

**5 SEGMENT INFORMATION** (Continued)**(d) Segment assets by territory**

Non-current assets, other than non-current receivables, contract assets, financial assets at fair value through other comprehensive income and deferred tax assets, by territory:

	<b>As at 31 December</b>	
	<b>2023</b>	2022
	<b>RMB'000</b>	RMB'000
PRC	<b>90,331</b>	78,677
Southeast Asia	<b>6,876</b>	11,015
<b>Total</b>	<b>97,207</b>	89,692

**(e) Contract assets and liabilities**

The Group recognised the following assets and liabilities relating to contract with customers:

	<b>As at 31 December</b>	
	<b>2023</b>	2022
	<b>RMB'000</b>	RMB'000
<b>Contract assets</b>		
Current portion		
Marine construction	<b>149,856</b>	338,248
Municipal public construction	<b>381,275</b>	210,617
Less: allowance for impairment of contract assets (Note 3.1(b))	<b>(21,464)</b>	(18,464)
	<b>509,667</b>	530,401
Non-current portion		
Marine construction	<b>49,282</b>	17,882
Municipal public construction	<b>322,385</b>	534,402
Less: allowance for impairment of contract assets (Note 3.1(b))	<b>(12,234)</b>	(16,925)
	<b>359,433</b>	535,359
<b>Total contract assets</b>	<b>869,100</b>	1,065,760
<b>Contract liabilities</b>		
Marine construction	<b>2,250</b>	11,279
Municipal public construction	<b>40,295</b>	127,050
<b>Total contract liabilities</b>	<b>42,545</b>	138,329

## Notes to the Consolidated Financial Statements

For the year ended 31 December 2023

**5 SEGMENT INFORMATION** (Continued)**(e) Contract assets and liabilities** (Continued)**(i) Significant changes in contract assets and liabilities**

The contract assets are the Group's right to consideration in the exchange for services that the Group has transferred to customers. The contract assets transferred to trade and retention receivables when receipt of the consideration is conditional only on the passage of time.

The Group expects that contract assets have the same risk characteristics as trade receivables. The impairment of contract assets does not have significant impact on the Group. The impairment of contract assets is disclosed in Note 3.1(b).

The contract liabilities above are due to the non-refundable advance payment made by customers. Such liabilities fluctuate as a result of the terms of different projects. A contract liability is the Group's obligation to render services to a customer for which the Group has received consideration from the customer. A contract liability is recognised by the Group when the customer pays consideration but before the Group renders service to the customer.

Due to the completion of the construction, approximately RMB482,238,000 and RMB604,010,000 of contract assets were transferred to trade receivables, while approximately RMB129,624,000 and RMB140,940,000 of contract assets were transferred to retention receivables during the years ended 31 December 2023 and 2022.

**(ii) Revenue recognised in relation to contract liabilities**

The following table shows how much of the revenue, which was included in the contract liabilities balance at the beginning of the year, recognised during the years ended 31 December 2023 and 2022 relates to carried-forward contract liabilities.

	<b>Year ended 31 December</b>	
	<b>2023</b> <i>RMB'000</i>	2022 <i>RMB'000</i>
Marine construction	<b>11,279</b>	12,859
Municipal public construction	<b>127,050</b>	33,440
	<b>138,329</b>	46,299



## Notes to the Consolidated Financial Statements

For the year ended 31 December 2023

**5 SEGMENT INFORMATION** (Continued)**(e) Contract assets and liabilities** (Continued)**(iii) Unsatisfied performance obligations**

The following table shows unsatisfied performance obligations as at 31 December 2023 and 2022.

	<b>As at 31 December</b>	
	<b>2023</b>	2022
	<b>RMB'000</b>	RMB'000
Marine construction	<b>802,137</b>	819,512
Municipal public construction	<b>1,385,897</b>	1,470,851
	<b>2,188,034</b>	2,290,363

For marine construction services, management expects that 65% of the transaction price allocated to the unsatisfied contracts as at 31 December 2023 will be recognised as revenue before 31 December 2024, 25% will be recognised as revenue before 31 December 2025, the remaining 10% will be recognised as revenue before 31 December 2026. For municipal public construction services, management expects that 43% of the transaction price allocated to the unsatisfied contracts as at 31 December 2023 will be recognised as revenue before 31 December 2024, 25% will be recognised as revenue before 31 December 2025, 20% will be recognised as revenue before 31 December 2026, 8% will be recognised as revenue before 31 December 2027, the remaining 4% will be recognised as revenue before 31 December 2028.

**6 OTHER INCOME**

	<b>Year ended 31 December</b>	
	<b>2023</b>	2022
	<b>RMB'000</b>	RMB'000
Rental income	<b>1,841</b>	1,841
Government grants relating to costs	<b>1,604</b>	320
Sales of raw materials	—	1,820
	<b>3,445</b>	3,981

## Notes to the Consolidated Financial Statements

For the year ended 31 December 2023

**7 OTHER (LOSSES)/GAINS — NET**

	Year ended 31 December	
	2023 RMB'000	2022 RMB'000
Net foreign exchange (losses)/gains	(4,723)	14,221
Dividend income from financial assets at fair value through other comprehensive income	282	407
Donations	(515)	(600)
Gains/(losses) on disposal of property, plant and equipment, and land use rights — net (Note 34(c))	3,115	(45)
Others — net	706	(723)
	<b>(1,135)</b>	<b>13,260</b>

**8 EXPENSES BY NATURE**

Expenses included in cost of sales, selling and distribution expenses, administrative expenses and other operating expenses are analysed as follows:

	Year ended 31 December	
	2023 RMB'000	2022 RMB'000
Raw materials and consumables used	989,067	962,427
Subcontracting costs	809,649	743,204
Operating lease expenses	102,842	110,627
Wages and salaries, social welfare and benefits, including directors' emoluments (Note 9)	71,708	71,775
Travelling and entertainment expenses	14,301	14,679
Depreciation of property, plant and equipment (Note 14)	14,073	17,473
Consulting service expenses	10,949	10,849
Taxes and surcharges	8,570	8,161
Transportation expenses	8,381	4,371
Utilities	5,509	5,670
Auditors' remuneration		
— Audit services	2,650	2,880
— Non-audit services	125	125
Depreciation of right of use assets (Note 16)	1,613	1,653
Amortisation of intangible assets (Note 18)	133	216
Depreciation of investment properties (Note 15)	89	—
Other expenses	19,027	48,682
	<b>2,058,686</b>	<b>2,002,792</b>

## Notes to the Consolidated Financial Statements

For the year ended 31 December 2023

**8 EXPENSES BY NATURE** (Continued)

The Group incurred expenses amounted to approximately RMB33,694,000 and RMB49,660,000 related to research and development of new construction techniques for the years ended 31 December 2023 and 2022 respectively. All of these expenses comprise material costs in “Raw materials and consumables used”, remuneration paid to certain staff in “Wages and salaries, social welfare and benefits” and depreciation of certain equipment in “Depreciation of property, plant and equipment”.

**9 EMPLOYEE BENEFIT EXPENSES****(a) Employee benefit expenses**

	Year ended 31 December	
	2023 RMB'000	2022 RMB'000
Salaries, wages and allowances	54,966	57,117
Pension costs	9,976	6,989
Bonuses	6,766	7,669
Total employee benefit expenses	71,708	71,775

**(b) Five highest paid individuals**

The five individuals whose emoluments were the highest in the Group include two directors whose emoluments are reflected in the analysis presented in Note 40 during the year ended 31 December 2023 (year ended 31 December 2022: two). The emoluments paid to the remaining individuals for the years ended 31 December 2023 and 2022 are as follows:

	Year ended 31 December	
	2023 RMB'000	2022 RMB'000
Basic salaries, housing allowances, other allowances and benefits in kind	1,612	1,312
Contribution to pension scheme	75	103
Discretionary bonuses	727	468
Total employee benefit expenses	2,414	1,883

## Notes to the Consolidated Financial Statements

For the year ended 31 December 2023

**9 EMPLOYEE BENEFIT EXPENSES** (Continued)**(b) Five highest paid individuals** (Continued)

The number of highest paid non-director individuals, whose remuneration for the years ended 31 December 2023 and 2022 fell within the following bands:

	Year ended 31 December	
	2023	2022
Emolument bands HK\$100,000 to HK\$1,000,000	<b>3</b>	3

During the years ended 31 December 2023 and 2022, no emoluments were paid to the highest paid individuals as an inducement to join or upon joining the Group or as compensation for loss of office.

**10 FINANCE COSTS — NET**

	Year ended 31 December	
	2023 RMB'000	2022 RMB'000
Finance income		
— Interest income derived from cash and bank and other financial instruments	<b>4,583</b>	1,798
— Unwinding of discount of long-term receivables	<b>2,472</b>	2,677
	<b>7,055</b>	4,475
Finance costs		
— Unwinding of discount of long-term payables (i)	<b>(11,138)</b>	(17,281)
— Interest expenses on bank borrowings	<b>(12,344)</b>	(8,200)
— Interest expenses paid/payable for lease liabilities	<b>(59)</b>	(191)
	<b>(23,541)</b>	(25,672)
<b>Finance costs — net</b>	<b>(16,486)</b>	(21,197)

- (i) The financial cost is related to unwinding of discount of long-term payables and measured under effective rate method.

## Notes to the Consolidated Financial Statements

For the year ended 31 December 2023

**11 INCOME TAX EXPENSE**

The amounts of tax expense charged to the consolidated statement of comprehensive income represent:

	<b>Year ended 31 December</b>	
	<b>2023</b> <i>RMB'000</i>	<i>2022</i> <i>RMB'000</i>
Current income tax	<b>23,875</b>	18,837
Deferred income tax ( <i>Note 32</i> )	<b>(4,096)</b>	(5,814)
<b>Income tax expense — net</b>	<b>19,779</b>	13,023

**(i) Cayman Islands profits tax**

The Company was incorporated in the Cayman Islands as an exempted company with limited liability under the Companies Law (Law 3 of 1961, as consolidated and revised) of the Cayman Islands and is exempted from payment of the Cayman Islands income tax.

**(ii) British Virgin Islands (“BVI”) profits tax**

The Company’s subsidiaries incorporated in the BVI are exempted from BVI income tax, as they are incorporated under the International Business Companies Act of the BVI.

**(iii) Hong Kong profits tax**

One of the Company’s subsidiaries incorporated in Hong Kong is subject to Hong Kong profits tax. The applicable Hong Kong profits tax rate is 16.5% for the years ended 31 December 2023 and 2022.

**(iv) PRC corporate income tax (“CIT”)**

The Group’s subsidiaries in the PRC are subject to PRC CIT which is calculated based on the applicable tax rate of 25% (2022: 25%) on the assessable profits of the subsidiaries in accordance with PRC tax laws and regulations, except for the subsidiaries as disclosed below.

Shanghai Third Harbor Benteng Maritime Engineering Co., Ltd. (“**Third Harbor Maritime**”), a subsidiary of the Group, obtained new and high-technology enterprise recognition in October 2019 and renewed in October 2022 and is entitled to a preferential income tax rate of 15%. Shanghai Watts Environmental Technology Co., Ltd. (“**Watts Environmental**”), a subsidiary of the Group was recognised as a new and high-technology enterprise in November 2022 and is entitled to a preferential income tax rate of 15%. The certificate of new and high-technology enterprise is subject to renewal for each three-year interval.

**(v) Brunei income tax**

One of the Company’s subsidiaries incorporated in Brunei is subject to Brunei income tax. The applicable Brunei income tax rate is 18.5% for the years ended 31 December 2023 and 2022.



## Notes to the Consolidated Financial Statements

For the year ended 31 December 2023

**11 INCOME TAX EXPENSE** (Continued)**(vi) Indonesia income tax**

One of the Company's subsidiaries incorporated in Indonesia is subject to Indonesia income tax. Indonesia income tax is charged through a system of withholding taxes. The customers of the Group are required to withhold final income tax for construction services and the banks are required to withhold final income tax on interest income from bank deposits. For the years ended 31 December 2023, income tax was provided at the rate of 2.65%-4% on the revenue from construction services(2022: 2.65%) and income tax of 20% was provided on the interest income from bank deposits, according to respective Indonesia income tax laws and regulations.

**(vii) Malaysia income tax**

One of the Company's subsidiaries incorporated in Malaysia is subject to Malaysia income tax. The applicable Malaysia income tax rate is 24% for the year ended 31 December 2023.

The tax on the Group's profit before income tax differs from the theoretical amount that would arise using the statutory tax rate to profits of the consolidated entities as follows:

	<b>Year ended 31 December</b>	
	<b>2023</b>	2022
	<b>RMB'000</b>	RMB'000
Profit before income tax	<b>50,529</b>	40,121
Tax calculated at applicable tax rates	<b>20,979</b>	13,362
Expenses not deductible for tax purpose	<b>362</b>	445
Tax losses for which no deferred income tax asset was recognised	<b>—</b>	873
Adjustments for current tax of prior periods	<b>276</b>	772
Super deduction of research and development expenses	<b>(1,838)</b>	(2,429)
<b>Tax charge</b>	<b>19,779</b>	13,023

During the years ended 31 December 2023 and 2022, no dividend withholding tax for PRC companies, Benteng Indonesia and Benteng Malaysia was provided as the directors have confirmed that the Group does not expect these subsidiaries to distribute their retained earnings to the Group as at 31 December 2023 and 2022 in the foreseeable future.

## Notes to the Consolidated Financial Statements

For the year ended 31 December 2023

**12 BASIC AND DILUTED EARNINGS PER SHARE****(a) Basic earnings per share**

The calculation of the basic earnings per share is based on the profit for the year attributable to the Shareholders of the Company and the weighted average number of ordinary shares in issue during the year, as adjusted to exclude the shares repurchased under the share award scheme during the years ended 31 December 2023 and 2022.

	<b>2023</b>	2022
Profit attributable to the Shareholders of the Company (RMB'000)	<b>30,750</b>	27,098
Weighted average number of ordinary shares in issue (thousands)	<b>819,008</b>	819,008
Total basic earnings per share attributable to the ordinary equity holders of the Group (RMB cents)	<b>3.75</b>	3.31

**(b) Diluted earnings per share**

Diluted earnings per share is of the same amount as the basic earnings per share as there was no potentially dilutive ordinary share outstanding as at 31 December 2023 and 2022.

## Notes to the Consolidated Financial Statements

For the year ended 31 December 2023

## 13 SUBSIDIARIES

As at 31 December 2023, the Company had direct and indirect interests in the following subsidiaries:

Name of entity	Place of incorporation/ establishment and type of legal entity	Date of incorporation/ establishment	Issued and Paid-in capital	Ownership interest held by the Group	Principal activities and place of operation
HuaZi Rosely Limited	BVI, limited liability company	5 January 2018	US\$19,450,000	100%	Investment holding, BVI
Maritime Vansun Limited	BVI, limited liability company	5 January 2018	US\$1	100%	Investment holding, BVI
Engineering Prosper Limited	BVI, limited liability company	5 January 2018	US\$1	100%	Investment holding, BVI
Royal Karry HK Engineer Limited	HK, limited liability company	8 February 2018	US\$19,449,750	100%	Investment holding, HK
Shanghai Shanyu Construction and Engineering Co., Ltd.	PRC, wholly foreign owned enterprise	30 November 2017	RMB122,440,000	100%	Investment holding, PRC
Shanghai Yubo Construction and Engineering Co., Ltd.	PRC, limited liability company	1 December 2017	RMB120,000,000	100%	Investment holding, PRC
Shanghai Xingning Construction and Engineering Co., Ltd. ("Shanghai Xingning")	PRC, limited liability company	14 December 2017	RMB120,000,000	100%	Investment holding, PRC
Third Harbor Maritime <sup>(i)</sup>	PRC, limited liability company	14 August 2017	RMB120,000,000	100%	Provision of engineering and construction services, PRC
Pahaytc & Benteng JV Sdn Bhd ("Benteng Brunei")	Brunei, limited liability company	19 January 2016	BN\$25,000	100%	Provision of engineering and construction services, Brunei
PT. Shanghai Third Harbor Benteng Construction and Engineering ("Benteng Indonesia")	Indonesia, limited liability company	21 September 2016	IDR13,162,000,000	100%	Provision of engineering and construction services, Indonesia
Shanghai Watts Benteng Municipal Public Engineering Co., Ltd.	PRC, limited liability company	30 April 2019	RMB130,500,000	100%	Investment holding, PRC
Watts Gallop Construction Engineering Group Co., Ltd. ("Watts Gallop Construction") <sup>(ii)</sup>	PRC, limited liability company	10 December 1999	RMB130,500,000	100%	Provision of Municipal Public construction services, PRC

## Notes to the Consolidated Financial Statements

For the year ended 31 December 2023

## 13 SUBSIDIARIES (Continued)

Name of entity	Place of incorporation/ establishment and type of legal entity	Date of incorporation/ establishment	Issued and Paid-in capital	Ownership interest held by the Group	Principal activities and place of operation
Lanxi Watts Construction Engineering Co., Ltd.	PRC, limited liability company	2 March 2016	RMB26,500,000	100%	Provision of Municipal Public construction services, PRC
Watts Environmental <sup>(iii)</sup>	PRC, limited liability company	7 July 2020	RMB10,000,000	100%	Provision of engineering and construction services, PRC
Watts Zhihe (Shanghai) Cultural And Creative Development Co., Ltd. (" <b>Watts Zhihe</b> ") <sup>(iv)</sup>	PRC, limited liability company	26 November 2021	—	100%	Provision of consulting services, PRC
Shanghai Third Harbor Benteng Maritime Engineering Malaysia Sdn. Bhd. (" <b>Benteng Malaysia</b> ")	Malaysia, limited liability company	15 November, 2022	MYR1,000,000	100%	Provision of engineering and construction services, Malaysia
Shanghai Fangyun Industrial Co., Ltd. (" <b>Shanghai Fangyun</b> ") <sup>(v)</sup>	PRC, limited liability company	14 July 2023	—	100%	Provision of construction materials trade, PRC

- (i) The issued capital of Third Harbor Maritime is RMB200,000,000, among which amount of RMB80,000,000 has not been paid as at 31 December 2023.
- (ii) The issued capital of Watts Gallop Construction of RMB387,500,000 subscribed by Shanghai Watts Benteng Municipal Public Engineering Co., Ltd. has not been paid as at 31 December 2023.
- (iii) The issued capital of Watts Environmental is RMB50,000,000, among which amount of RMB40,000,000 has not been paid as at 31 December 2023.
- (iv) The issued capital of Watts Zhihe of RMB10,000,000 subscribed by Third Harbor Maritime has not been paid as at 31 December 2023.
- (v) The issued capital of Shanghai Fangyun of RMB5,000,000 subscribed by Third Harbor Maritime has not been paid as at 31 December 2023.

## Notes to the Consolidated Financial Statements

For the year ended 31 December 2023

## 14 PROPERTY, PLANT AND EQUIPMENT

	Industrial machinery and equipment <i>RMB'000</i>	Transport equipment <i>RMB'000</i>	Buildings <i>RMB'000</i>	Office supplies and electronic equipment <i>RMB'000</i>	Leasehold improvements <i>RMB'000</i>	Construction- in-progress <i>RMB'000</i>	Total <i>RMB'000</i>
<b>At 1 January 2022</b>							
Cost	166,739	14,476	16,526	4,115	3,923	8,454	214,233
Accumulated depreciation	(105,031)	(12,693)	(5,423)	(3,295)	(1,234)	—	(127,676)
Net book amount	61,708	1,783	11,103	820	2,689	8,454	86,557
<b>Year ended 31 December 2022</b>							
Opening net book amount	61,708	1,783	11,103	820	2,689	8,454	86,557
Additions	4,962	—	—	66	259	2,723	8,010
Transfers	—	—	—	9,288	—	(9,288)	—
Depreciation charge	(11,416)	(421)	(1,887)	(2,426)	(1,323)	—	(17,473)
Disposals	(582)	(124)	—	(38)	—	—	(744)
Currency translation differences	(2)	—	—	(101)	(1)	835	731
Closing net book amount	54,670	1,238	9,216	7,609	1,624	2,724	77,081
<b>At 31 December 2022</b>							
Cost	171,117	14,352	16,526	13,330	4,181	2,724	222,230
Accumulated depreciation	(116,447)	(13,114)	(7,310)	(5,721)	(2,557)	—	(145,149)
Net book amount	54,670	1,238	9,216	7,609	1,624	2,724	77,081



## Notes to the Consolidated Financial Statements

For the year ended 31 December 2023

**14 PROPERTY, PLANT AND EQUIPMENT** (Continued)

	Industrial machinery and equipment RMB'000	Transport equipment RMB'000	Buildings RMB'000	Office supplies and electronic equipment RMB'000	Leasehold improvements RMB'000	Construction- in-progress RMB'000	Total RMB'000
<b>Year ended 31 December 2023</b>							
Opening net book amount	54,670	1,238	9,216	7,609	1,624	2,724	77,081
Additions	5,181	—	—	419	956	1,056	7,612
Depreciation charge	(10,192)	(324)	(1,500)	(1,039)	(1,018)	—	(14,073)
Disposals	(108)	—	(4)	(2,383)	—	—	(2,495)
Currency translation differences	124	—	—	243	—	—	367
<b>Closing net book amount</b>	<b>49,675</b>	<b>914</b>	<b>7,712</b>	<b>4,849</b>	<b>1,562</b>	<b>3,780</b>	<b>68,492</b>
<b>At 31 December 2023</b>							
Cost	176,314	14,352	16,522	11,609	5,137	3,780	227,714
Accumulated depreciation	(126,639)	(13,438)	(8,810)	(6,760)	(3,575)	—	(159,222)
<b>Net book amount</b>	<b>49,675</b>	<b>914</b>	<b>7,712</b>	<b>4,849</b>	<b>1,562</b>	<b>3,780</b>	<b>68,492</b>

During the years ended 31 December 2023 and 2022, the amounts of depreciation expense charged to “Cost of sales”, “Administrative expenses”, “Other operating expenses” and “Selling and distribution expenses” are as follows:

	Year ended 31 December	
	2023 RMB'000	2022 RMB'000
Cost of sales	10,783	12,401
Administrative expenses	3,204	4,978
Other operating expenses	59	59
Selling and distribution expenses	27	35
	<b>14,073</b>	<b>17,473</b>

## Notes to the Consolidated Financial Statements

For the year ended 31 December 2023

**14 PROPERTY, PLANT AND EQUIPMENT** (Continued)

Depreciation is calculated using the straight-line method to allocate their cost or revalued amounts, net of their residual values of 0% to 5% over their estimated useful lives, as follows:

- |  |            |
|--|------------|
| • Industrial machinery and equipment       | 3–25 years |
| • Transport equipment                      | 3–8 years  |
| • Buildings                                | 5–20 years |
| • Office supplies and electronic equipment | 3–5 years  |
| • Leasehold improvements                   | 3 years    |

See Note 41.6 for the other accounting policies relevant to Property, plant and equipment.

**15 INVESTMENT PROPERTIES**

	<b>Year ended 31 December</b>	
	<b>2023</b>	<b>2022</b>
	<b>RMB'000</b>	<b>RMB'000</b>
<b>Opening net book amount</b>	—	—
Additions	<b>16,824</b>	—
Depreciation for the year	<b>(89)</b>	—
<b>Closing net book amount</b>	<b>16,735</b>	—

The Group's investment properties are stated at historical cost at the end of each reporting period.

## Notes to the Consolidated Financial Statements

For the year ended 31 December 2023

## 16 RIGHT-OF-USE ASSETS

	Land use rights RMB'000	Land under leases RMB'000	Properties RMB'000	Total RMB'000
<b>At 1 January 2022</b>				
Cost	12,210	4,440	3,970	20,620
Accumulated depreciation	(2,490)	(1,364)	(2,649)	(6,503)
<b>Net book amount</b>	<b>9,720</b>	<b>3,076</b>	<b>1,321</b>	<b>14,117</b>
<b>Year ended 31 December 2022</b>				
Opening net book amount	9,720	3,076	1,321	14,117
Depreciation charge	(276)	(422)	(955)	(1,653)
<b>Closing net book amount</b>	<b>9,444</b>	<b>2,654</b>	<b>366</b>	<b>12,464</b>
<b>At 31 December 2022</b>				
Cost	12,210	4,440	3,970	20,620
Accumulated depreciation	(2,766)	(1,786)	(3,604)	(8,156)
<b>Net book amount</b>	<b>9,444</b>	<b>2,654</b>	<b>366</b>	<b>12,464</b>
<b>At 1 January 2023</b>				
Cost	<b>12,210</b>	<b>4,440</b>	<b>3,970</b>	<b>20,620</b>
Accumulated depreciation	<b>(2,766)</b>	<b>(1,786)</b>	<b>(3,604)</b>	<b>(8,156)</b>
<b>Net book amount</b>	<b>9,444</b>	<b>2,654</b>	<b>366</b>	<b>12,464</b>
<b>Year ended 31 December 2023</b>				
Opening net book amount	<b>9,444</b>	<b>2,654</b>	<b>366</b>	<b>12,464</b>
Additions	—	<b>2,678</b>	<b>1,238</b>	<b>3,916</b>
Depreciation charge	<b>(260)</b>	<b>(802)</b>	<b>(551)</b>	<b>(1,613)</b>
Disposals	<b>(335)</b>	<b>(2,522)</b>	—	<b>(2,857)</b>
<b>Closing net book amount</b>	<b>8,849</b>	<b>2,008</b>	<b>1,053</b>	<b>11,910</b>
<b>At 31 December 2023</b>				
Cost	<b>11,875</b>	<b>4,596</b>	<b>5,208</b>	<b>21,679</b>
Accumulated depreciation	<b>(3,026)</b>	<b>(2,588)</b>	<b>(4,155)</b>	<b>(9,769)</b>
<b>Net book amount</b>	<b>8,849</b>	<b>2,008</b>	<b>1,053</b>	<b>11,910</b>

## Notes to the Consolidated Financial Statements

For the year ended 31 December 2023

**16 RIGHT-OF-USE ASSETS** (Continued)

During the year ended 31 December 2023 and 2022, depreciation of right-of-use assets charged to “Cost of sales”, “Administrative expenses” and “Other operating expenses” are as follows:

	<b>Year ended 31 December</b>	
	<b>2023</b> <i>RMB'000</i>	2022 <i>RMB'000</i>
Cost of sales	<b>802</b>	744
Administrative expenses	<b>551</b>	643
Other operating expenses	<b>260</b>	266
	<b>1,613</b>	1,653

Land use rights of the Group represent prepaid operating lease payments for the land located in Zhejiang Province in the PRC. The Group has land lease agreements with PRC government and obtained the land use right certificates. Land under leases of the Group represent lease arrangements with third parties without land use right certificates.

## Notes to the Consolidated Financial Statements

For the year ended 31 December 2023

**17 LEASE LIABILITIES**

This note provides information for leases where the Group is a lessee.

**(i) Amounts recognised in the balance sheet**

The balance sheet shows the following amounts relating to leases:

	<b>As at 31 December</b>	
	<b>2023</b>	2022
	<b>RMB'000</b>	RMB'000
<b>Lease liabilities</b>		
Current	<b>3,541</b>	1,498
Non-current	<b>366</b>	3,003
	<b>3,907</b>	4,501

**(ii) Amounts recognised in the statement of profit or loss**

	<b>Year ended 31 December</b>	
	<b>2023</b>	2022
	<b>RMB'000</b>	RMB'000
<b>Depreciation charge of right-of-use assets</b>		
Properties	<b>551</b>	955
Land under leases	<b>802</b>	422
Land use rights	<b>260</b>	276
	<b>1,613</b>	1,653
Interest expense (included in finance cost)	<b>59</b>	191
Expense relating to short-term leases (included in cost of sales)	<b>102,842</b>	110,627

During the year ended 31 December 2023, the total cash outflow for leases was approximately RMB103,944,000 (2022: RMB111,427,000).



## Notes to the Consolidated Financial Statements

For the year ended 31 December 2023

## 18 INTANGIBLE ASSETS

	Licences RMB'000	Computer software RMB'000	Total RMB'000
<b>At 1 January 2022</b>			
Cost	100	1,415	1,515
Accumulated amortisation	(89)	(1,134)	(1,223)
<b>Net book amount</b>	<b>11</b>	<b>281</b>	<b>292</b>
<b>Year ended 31 December 2022</b>			
Opening net book amount	11	281	292
Additions	—	71	71
Amortisation charge	(10)	(206)	(216)
<b>Closing net book amount</b>	<b>1</b>	<b>146</b>	<b>147</b>
<b>At 31 December 2022</b>			
Cost	100	1,455	1,555
Accumulated amortisation	(99)	(1,309)	(1,408)
<b>Net book amount</b>	<b>1</b>	<b>146</b>	<b>147</b>
<b>Year ended 31 December 2023</b>			
Opening net book amount	<b>1</b>	<b>146</b>	<b>147</b>
Additions	<b>—</b>	<b>56</b>	<b>56</b>
Amortisation charge	<b>(1)</b>	<b>(132)</b>	<b>(133)</b>
<b>Closing net book amount</b>	<b>—</b>	<b>70</b>	<b>70</b>
<b>At 31 December 2023</b>			
Cost	<b>100</b>	<b>1,544</b>	<b>1,644</b>
Accumulated amortisation	<b>(100)</b>	<b>(1,474)</b>	<b>(1,574)</b>
<b>Net book amount</b>	<b>—</b>	<b>70</b>	<b>70</b>

Amortisation charges of intangible assets were charged to “Administrative expenses” in the consolidated statement of comprehensive income.

## Notes to the Consolidated Financial Statements

For the year ended 31 December 2023

**19 FINANCIAL INSTRUMENTS BY CATEGORY**

The Group holds the following financial instruments:

	<b>As at 31 December</b>	
	<b>2023</b> <i>RMB'000</i>	2022 <i>RMB'000</i>
<b>Financial assets</b>		
Financial assets at amortised cost		
— Trade and other receivables excluding prepayments and prepaid taxation	<b>1,678,975</b>	1,408,203
— Cash and cash equivalents ( <i>Note 25</i> )	<b>255,754</b>	540,175
— Restricted cash ( <i>Note 25</i> )	<b>161,020</b>	166,281
Financial assets at fair value through profit or loss ( <i>Note 22</i> )	—	1,300
Financial assets at fair value through other comprehensive income ( <i>Note 23</i> )	<b>16,654</b>	15,287
<b>Total</b>	<b>2,112,403</b>	2,131,246

	<b>As at 31 December</b>	
	<b>2023</b> <i>RMB'000</i>	2022 <i>RMB'000</i>
<b>Financial liabilities</b>		
Liabilities at amortised cost		
— Borrowings ( <i>Note 31</i> )	<b>203,169</b>	245,911
— Trade and other payables excluding payroll and social security, other tax liabilities	<b>2,047,605</b>	2,121,776
— Lease liabilities ( <i>Note 17</i> )	<b>3,907</b>	4,501
<b>Total</b>	<b>2,254,681</b>	2,372,188

The Group's exposure to various risks associated with the financial instruments is discussed in Note 3. The maximum exposure to credit risk at the end of the reporting period is the carrying amount of each class of financial assets mentioned above.

## Notes to the Consolidated Financial Statements

For the year ended 31 December 2023

## 20 INVENTORIES

	As at 31 December	
	2023 RMB'000	2022 RMB'000
Raw materials	11,082	11,993

Inventories recognised as an expense during the year ended 31 December 2023 amounted to RMB989,067,000 (2022: RMB962,427,000) (Note 8), included in cost of sales amounted to RMB970,734,000 (2022: RMB925,854,000) and research and development expenses amounted to RMB18,333,000 (2022: RMB36,573,000). There were no provision for or reversal of write-down of inventories during the years ended 31 December 2023 and 2022.

## 21 TRADE AND OTHER RECEIVABLES

	As at 31 December	
	2023 RMB'000	2022 RMB'000
Trade receivables (i)	1,302,077	1,067,737
Less: allowance for impairment of trade receivables (iv)	(92,666)	(77,137)
Trade receivables — net	1,209,411	990,600
Retention receivables (ii)	322,635	283,049
Less: allowance for impairment of retention receivables (iv)	(61,436)	(53,955)
Retention receivables — net	261,199	229,094
Bills receivables (i)	92,686	75,113
Long-term trade receivables (v, vi)	43,235	47,156
Less: allowance for impairment of long-term trade receivables (iv)	(2,592)	(3,099)
Long-term trade receivables-net	40,643	44,057
Other receivables (iii)	75,036	69,339
Prepayments	119,868	118,066
Prepaid taxation	1,698	2,865
	1,800,541	1,529,134

## Notes to the Consolidated Financial Statements

For the year ended 31 December 2023

**21 TRADE AND OTHER RECEIVABLES** (Continued)

	<b>As at 31 December</b>	
	<b>2023</b> <i>RMB'000</i>	2022 <i>RMB'000</i>
<b>Less: non-current portion</b>		
Retention receivables (ii)	<b>(69,954)</b>	(76,213)
Long-term trade receivables (v, vi)	<b>(36,810)</b>	(40,463)
Other receivables (iii)	<b>(8,879)</b>	(12,746)
	<b>(115,643)</b>	(129,422)
<b>Current portion</b>	<b>1,684,898</b>	1,399,712

- (i) The Group's revenues are generated through marine construction services and municipal public construction services. Settlements are made in accordance with the terms specified in the contracts governing the relevant transactions. The Group seeks to maintain strict control over its outstanding receivables to minimise credit risk. Overdue receivables are reviewed regularly by senior management. In view of the aforementioned and the fact that the Group's trade receivables relate to a large number of diversified customers, certain customers may have large trade receivables balances and there may be concentration of credit risk. The customers of certain long ageing trade and retention receivables are related to some large projects and the customers have strong financial capacity with low credit risk. The Group does not hold any collateral or other credit enhancements over its trade receivables balances.

As at 31 December 2023, bills receivables with a total net book amount of RMB31,669,000 were pledged as collateral for the Group's bank borrowings (2022: RMB21,560,000), and no trade receivables were pledged as collateral for the Group's bank borrowings (2022: RMB6,001,000) (Note 31).

As at 31 December 2023 and 2022, the ageing analysis of the trade and bills receivables based on the payment requests acknowledged by the customers is as follows:

	<b>As at 31 December</b>	
	<b>2023</b> <i>RMB'000</i>	2022 <i>RMB'000</i>
Within 3 months	<b>548,739</b>	492,062
4 to 6 months	<b>72,456</b>	90,755
7 to 12 months	<b>374,768</b>	174,779
1 to 2 years	<b>167,238</b>	186,897
2 to 3 years	<b>80,453</b>	76,561
Over 3 years	<b>151,109</b>	121,796
	<b>1,394,763</b>	1,142,850

## Notes to the Consolidated Financial Statements

For the year ended 31 December 2023

**21 TRADE AND OTHER RECEIVABLES** (Continued)

- (ii) Retention receivables represent amounts due from customers upon completion of the free maintenance period of the construction services, which normally lasts from one to five years, and the maintenance cost is usually immaterial during that period. In the consolidated statement of financial position, retention receivables are classified as current assets if they are expected to be received in one year or less. If not, they are presented as non-current assets. The ageing of the retention receivables is as follows:

	<b>As at 31 December</b>	
	<b>2023</b>	2022
	<b>RMB'000</b>	RMB'000
Within 1 year	<b>117,668</b>	42,034
1 to 2 years	<b>17,534</b>	78,556
2 to 3 years	<b>72,019</b>	51,242
3 to 4 years	<b>40,035</b>	57,807
4 to 5 years	<b>51,560</b>	6,181
Over 5 years	<b>23,819</b>	47,229
	<b>322,635</b>	283,049

The credit terms granted to customers by the Group are usually 30 to 60 days.

- (iii) Other receivables mainly represent tender deposits and performance deposits due from customers. The tender deposits are usually returned after the bidding process, which may last approximately three months. The performance deposits are usually returned after the construction project is finished. Certain other receivables represent the reimbursed expenses paid on behalf of related parties (Note 34(b)). These receivables are unsecured, interest free and receivable/repayable on demand. The carrying amount of other receivables approximate their fair value and there is no indication of significant credit risk. Other receivables are classified as current assets if they are expected to be paid in one year or less. If not, they are presented as non-current assets.
- (iv) The Group applies simplified approach to provide for expected credit losses prescribed in HKFRS 9 as disclosed in Note 3.1(b). Provision for impaired receivables has been included in "Net impairment losses on financial assets" in the consolidated statement of comprehensive income.

## Notes to the Consolidated Financial Statements

For the year ended 31 December 2023

**21 TRADE AND OTHER RECEIVABLES** (Continued)

- (v) Long-term trade receivables represent amounts due from customers for services relating to a public-private-partnership performed by the private investor with quarterly instalment in fifteen years. Long-term trade receivables were measured at amortised cost using the effective interest method at average rate of 5.39%.
- (vi) As at 31 December 2023, the Group pledged long-term trade receivables with carrying amount of approximately RMB40,643,000 (2022: RMB44,057,000) for the long-term bank borrowings amounted to RMB14,500,000 (2022: RMB19,500,000) as disclosed in Note 31(i).
- (vii) The carrying amounts, excluding provision, of the Group's trade receivables, bills receivables, retention receivables, other receivables and long-term trade receivables are denominated in the following currencies:

	<b>As at 31 December</b>	
	<b>2023</b> <i>RMB'000</i>	2022 <i>RMB'000</i>
RMB	<b>1,665,447</b>	1,386,922
IDR	<b>142,270</b>	120,094
US\$	<b>14,289</b>	15,603
MYR	<b>6,715</b>	—
BN\$	<b>5,104</b>	19,775
HK\$	<b>1,844</b>	—
	<b>1,835,669</b>	1,542,394

**Impairment**

The Group assesses on a forward-looking basis the expected credit losses associated with its debt instruments carried at amortised cost. The impairment methodology applied depends on whether there has been a significant increase in credit risk. Note 3.1 details how the Group determines whether there has been a significant increase in credit risk.

The Group has the following types of assets that are subject to HKFRS 9's expected credit loss model:

- trade and retention receivables for providing marine construction services and municipal public construction services
- contract assets relating to marine construction and municipal public construction contracts
- long-term trade receivables
- other receivables
- cash and cash equivalents
- restricted cash



## Notes to the Consolidated Financial Statements

For the year ended 31 December 2023

**21 TRADE AND OTHER RECEIVABLES** (Continued)**Impairment (Continued)**

For trade receivables and contract assets with no significant financing component, the Group applies the simplified approach permitted by HKFRS 9, which requires expected lifetime losses to be recognised from initial recognition of the assets. The provision matrix is determined based on historical observed default rates over the expected life of the trade receivables and contract assets with similar credit risk characteristics and is adjusted for forward-looking estimates. At every reporting date the historical observed default rates are updated and changes in the forward-looking estimates are analysed.

For long-term trade receivables with financing component, the Group applies expected lifetime loss model similar with trade receivables and contract assets based on the original value of long-term trade receivables.

Impairment on other receivables and bank deposits are measured as either 12-month expected credit losses or lifetime expected credit losses, depending on whether there has been a significant increase in credit risk since initial recognition. If a significant increase in credit risk of a receivable has occurred since initial recognition, then impairment is measured as lifetime expected credit losses.

If, in a subsequent period, the amount of the impairment loss decreases and the decrease can be related objectively to an event occurring after the impairment was recognised, the reversal of the previously recognised impairment loss is recognised in the consolidated statement of comprehensive income.

**22 FINANCIAL ASSETS AT FAIR VALUE THROUGH PROFIT OR LOSS**

Financial assets at fair value through profit or loss are all held for trading and include the following:

	<b>As at 31 December</b>	
	<b>2023</b> <i>RMB'000</i>	2022 <i>RMB'000</i>
<b>Current assets</b>		
Bank products for wealth management	—	1,300

The above financial assets at fair value through profit or loss are denominated in RMB.

Change in fair values of financial assets at fair value through profit or loss is recorded in “Other (losses)/gains — net” in the consolidated statement of comprehensive income.

## Notes to the Consolidated Financial Statements

For the year ended 31 December 2023

## 23 FINANCIAL ASSETS AT FAIR VALUE THROUGH OTHER COMPREHENSIVE INCOME

Financial assets at fair value through other comprehensive income are equity securities which are not held for trading, and which the Group has irrevocably elected at initial recognition to recognise in this category. These are strategic investments and the Group considers this classification to be more relevant. Equity investments at FVOCI comprise the following individual investments:

	As at 31 December	
	2023 RMB'000	2022 RMB'000
<b>Non-current assets</b>		
Listed securities	4,784	3,917
Unlisted securities	11,870	11,370
	<b>16,654</b>	15,287

As at 31 December 2023, the fair value of the financial assets at FVOCI is approximately RMB16,654,000 (2022: RMB15,287,000). The changes of fair value of these financial assets are recorded within the other reserve in consolidated financial statements.

## 24 TIME DEPOSITS

	As at 31 December	
	2023 RMB'000	2022 RMB'000
<b>Non-current assets</b>		
Time deposits (i)	1,800	—
Accrued interest (ii)	31	—
	<b>1,831</b>	—

- (i) Time deposits held by the Group as at 31 December 2023 bear interests at 2.05% per annum with a duration of one year.

As at 31 December 2023, the Group pledged the time deposits with carrying amount of RMB1,831,000 for the letter of guarantee.

- (ii) The interest on financial instruments accrued based on the effective interest rate method has been included in the balance of the corresponding financial instruments.

## Notes to the Consolidated Financial Statements

For the year ended 31 December 2023

## 25 CASH AND CASH EQUIVALENTS

	As at 31 December	
	2023 RMB'000	2022 RMB'000
Cash on hand	652	590
Cash at bank	416,122	705,866
Less: Restricted cash (i)	(161,020)	(166,281)
	<b>255,754</b>	<b>540,175</b>

Cash at bank and on hand are denominated in the following currencies:

	As at 31 December	
	2023 RMB'000	2022 RMB'000
RMB	386,827	618,022
IDR	15,862	14,388
US\$	8,296	70,194
MYR	3,950	—
BN\$	1,281	640
HK\$	558	3,212
	<b>416,774</b>	<b>706,456</b>

(i) The restricted cash represents the following balances:

	As at 31 December	
	2023 RMB'000	2022 RMB'000
Deposits for wages of migrant labours	80,511	97,900
Restricted cash for project expenditure	62,958	57,223
Restricted cash for litigation	17,246	4,174
Deposits for issuing letter of guarantee	305	484
Deposits for issuing bank acceptance notes	—	6,500
	<b>161,020</b>	<b>166,281</b>

## Notes to the Consolidated Financial Statements

For the year ended 31 December 2023

## 26 SHARE CAPITAL AND PREMIUM

	Number of ordinary shares	Amount		
		Equivalent nominal value of ordinary share RMB'000	Share premium RMB'000	Total RMB'000
Authorised:				
At 1 January 2022, 31 December 2022 and 2023	10,000,000,000	88,498	—	88,498
Issued:				
<b>Balance as at 1 January 2022</b>	825,400,000	7,303	291,505	298,808
Dividends (Note 33)	—	—	(11,413)	(11,413)
<b>Balance as at 31 December 2022</b>	825,400,000	7,303	280,092	287,395
Dividends (Note 33)	—	—	(7,018)	(7,018)
<b>Balance as at 31 December 2023</b>	<b>825,400,000</b>	<b>7,303</b>	<b>273,074</b>	<b>280,377</b>

The total number of issued share capital of the Company comprised 825,400,000 ordinary shares with a par value of HK\$0.01 each as at 31 December 2023.

## 27 SHARES HELD FOR EMPLOYEE SHARE SCHEME

The Group has adopted share award scheme (the “**Scheme**”), effective from 24 March 2020 (the “**Adoption Date**”). The Scheme is established to, among other things, recognise the contributions of the eligible persons and motivate them to strive for the future development and expansion of the Group. The Scheme will initially be valid and effective for the period commencing on the Adoption Date and ending on the business day immediately prior to the 10th anniversary of the Adoption Date. Pursuant to the Scheme, the award shares will be satisfied by (i) existing Shares to be acquired by a trustee (the “**Trustee**”) on the market, and/or (ii) new shares to be allotted and issued to the Trustee. The total number of the award shares underlying all grants made pursuant to the Scheme shall not exceed 10% of the issued share capital of the Group as at the Adoption Date.

During the year ended 31 December 2020, the Group has set up a trust specially for the management of the Scheme and through the trust, a total of 6,392,000 shares of the Group have been purchased by the Trustee at a cost of approximately HK\$5,263,000 (equivalent to approximately RMB4,756,000). No shares have been granted during the years ended 31 December 2023 and 2022.

## Notes to the Consolidated Financial Statements

For the year ended 31 December 2023

## 28 OTHER RESERVES

	Other reserves				Total RMB'000
	Statutory reserve RMB'000 Note (a)	Merge reserve RMB'000	Financial assets at FVOCI RMB'000	Exchange reserve RMB'000 Note (b)	
<b>Balance as at 1 January 2022</b>	44,540	(19,051)	(3,992)	(7,093)	14,404
Appropriation to statutory reserves	3,360	—	—	—	3,360
Currency translation differences	—	—	—	4,918	4,918
Revaluation (c)	—	—	9,034	—	9,034
Income tax relating to these items	—	—	(1,331)	—	(1,331)
<b>Balance as at 31 December 2022</b>	47,900	(19,051)	3,711	(2,175)	30,385
<b>Balance as at 1 January 2023</b>	<b>47,900</b>	<b>(19,051)</b>	<b>3,711</b>	<b>(2,175)</b>	<b>30,385</b>
Appropriation to statutory reserves	<b>3,970</b>	—	—	—	<b>3,970</b>
Currency translation differences	—	—	—	<b>(4,593)</b>	<b>(4,593)</b>
Revaluation (c)	—	—	<b>1,367</b>	—	<b>1,367</b>
Income tax relating to these items	—	—	<b>(75)</b>	—	<b>(75)</b>
<b>Balance as at 31 December 2023</b>	<b>51,870</b>	<b>(19,051)</b>	<b>5,003</b>	<b>(6,768)</b>	<b>31,054</b>

- (a) Statutory reserves comprise statutory surplus reserve of the subsidiary companies in the PRC. The Company's subsidiaries incorporated in the PRC are required to make appropriations to statutory reserves from their profit for the year after offsetting accumulated losses carried forward from prior years as determined under the PRC accounting regulations and before distribution to shareholders. The percentages to be appropriated to such statutory reserve are determined according to the relevant regulations in the PRC at rate of 10% or at the discretion of the board of directors of the PRC subsidiaries, and further appropriation is optional when the accumulated fund is 50% or more of the registered capital of the subsidiaries.
- (b) Exchange reserve of the Group represents the difference arising from the translation of the financial statements of companies within the Group that have a functional currency different from RMB, the presentation currency of the financial statements of the Company and the Group.
- (c) The Group has elected to recognise changes in the fair value of certain investments in equity securities in OCI, as explained in Note 23. These changes are recorded within the FVOCI reserve under equity. The Group transfers amounts from this reserve to retained earnings when the relevant equity securities are derecognised.

## Notes to the Consolidated Financial Statements

For the year ended 31 December 2023

**29 RETAINED EARNINGS**

	<b>As at 31 December</b>	
	<b>2023</b>	2022
	<b>RMB'000</b>	RMB'000
At beginning of year	<b>418,642</b>	394,904
Profit for the year	<b>30,750</b>	27,098
Appropriation to statutory reserves	<b>(3,970)</b>	(3,360)
At end of year	<b>445,422</b>	418,642

**30 TRADE AND OTHER PAYABLES**

	<b>As at 31 December</b>	
	<b>2023</b>	2022
	<b>RMB'000</b>	RMB'000
Trade payables (i)	<b>1,525,923</b>	1,469,417
Bills payables (i) (vi)	<b>20,000</b>	13,000
Retention payables (ii)	<b>175,416</b>	204,054
Long-term payables (iii)	<b>202,396</b>	292,705
Payroll and social security	<b>20,709</b>	18,589
Other payables (iv)	<b>123,870</b>	142,200
Dividend payables	<b>—</b>	400
Other tax liabilities excluding income tax liabilities	<b>148,561</b>	153,534
	<b>2,216,875</b>	2,293,899
<b>Less: non-current portion</b>		
Retention payables (ii)	<b>(117,656)</b>	(95,570)
Long-term payables (iii)	<b>(59,639)</b>	(95,640)
Other payables (iv)	<b>(19,947)</b>	(23,970)
	<b>(197,242)</b>	(215,180)
<b>Current portion</b>	<b>2,019,633</b>	2,078,719



## Notes to the Consolidated Financial Statements

For the year ended 31 December 2023

**30 TRADE AND OTHER PAYABLES** (Continued)

- (i) The Group's trade payables are mainly denominated in the RMB.

As at 31 December 2023 and 2022, the ageing analysis of the trade and bills payables based on the payment requests or demand notes is as follows:

	<b>As at 31 December</b>	
	<b>2023</b> <i>RMB'000</i>	2022 <i>RMB'000</i>
Within 3 months	<b>299,432</b>	521,671
4 to 6 months	<b>258,707</b>	144,103
7 to 12 months	<b>259,133</b>	195,718
1 to 2 years	<b>313,762</b>	248,526
2 to 3 years	<b>137,678</b>	85,893
Over 3 years	<b>277,211</b>	286,506
	<b>1,545,923</b>	1,482,417

- (ii) Retention payables represent amounts due to suppliers upon completion of the free maintenance period of the construction services, which normally lasts from one to five years. In the consolidated statement of financial position, retention payables are classified as current liabilities if they will be required to be paid in one year or less. If not, they are presented as non-current liabilities. The ageing of the retention payables is as follows:

	<b>As at 31 December</b>	
	<b>2023</b> <i>RMB'000</i>	2022 <i>RMB'000</i>
Within 1 year	<b>26,977</b>	53,002
1 to 5 years	<b>131,611</b>	104,758
Over 5 years	<b>16,828</b>	46,294
	<b>175,416</b>	204,054

## Notes to the Consolidated Financial Statements

For the year ended 31 December 2023

**30 TRADE AND OTHER PAYABLES** (Continued)

- (iii) Long-term trade payables represent amounts due to suppliers for certain construction services with unbilled payables and the expected billing period is over one year. For some suppliers, usually 10% to 35% of the payments will be paid upon the completion of the construction and 5% to 10% of the payments will be paid after the warranty period expires. Long-term payables are measured at amortised cost using the effective interest method at the average rate from 3.45% to 5.01%. In the consolidated statement of financial position, long-term payables are classified as current liabilities if they will be required to be paid in one year or less. If not, they are presented as non-current liabilities. The ageing analysis of the long-term payables is as follows:

	<b>As at 31 December</b>	
	<b>2023</b> <i>RMB'000</i>	2022 <i>RMB'000</i>
Within 1 year	<b>41,184</b>	97,252
1 to 5 years	<b>137,831</b>	130,085
Over 5 years	<b>23,381</b>	65,368
	<b>202,396</b>	292,705

- (iv) Other payables mainly represent performance deposits due to suppliers, which are usually repaid after the construction project is finished. Other payables are classified as current liabilities if they are expected to be paid in one year or less. If not, they are presented as non-current liabilities.
- (v) The carrying amounts of the Group's trade payables, bills payables, retention payables, long-term payables and other payables are denominated in the following currencies:

	<b>As at 31 December</b>	
	<b>2023</b> <i>RMB'000</i>	2022 <i>RMB'000</i>
RMB	<b>1,850,996</b>	1,966,011
IDR	<b>145,904</b>	110,290
BN\$	<b>43,643</b>	43,472
MYR	<b>4,511</b>	—
US\$	<b>2,551</b>	2,003
	<b>2,047,605</b>	2,121,776

- (vi) As at 31 December 2023, no bills payables (2022: RMB7,000,000) were guaranteed by Zhejiang Watts Benteng Real Estate Development Co., Ltd. ("**Watts Gallop Real Estate**") (Note 36(c)).

## Notes to the Consolidated Financial Statements

For the year ended 31 December 2023

## 31 BORROWINGS

	As at 31 December	
	2023 RMB'000	2022 RMB'000
<b>Non-current</b>		
Long-term bank borrowings — Secured (i)	9,500	14,500
<b>Current</b>		
Long-term bank borrowings due within one year — Secured (i)	5,000	5,000
Short-term bank borrowings — Secured (ii)	188,669	214,411
Loans from shareholders — Unsecured (iii)	—	12,000
	<b>203,169</b>	<b>245,911</b>

The bank borrowings of the Group as at the respective balance sheet dates are all at fixed rate.

- (i) As at 31 December 2023, the secured long-term bank borrowings of RMB14,500,000 (2022: RMB19,500,000) were guaranteed by Zhejiang Kexin Engineering Materials Co., Ltd. (“**Zhejiang Kexin**”), a third party, and were secured by the pledge of long-term trade receivables carrying amount of approximately RMB40,643,000 (2022: RMB44,057,000) (Note 21).
- (ii) As at 31 December 2023, secured short-term borrowings of RMB82,000,000 (2022: RMB76,850,000) were guaranteed by Third Harbor Maritime, secured short-term borrowings of RMB65,000,000 (2022: RMB35,000,000) were guaranteed by Shanghai Watts Gallop Holding Group Co., Ltd. (“**Watts Gallop**”), secured short-term borrowings of RMB10,000,000 (2022: RMB30,000,000) were guaranteed by Third Harbor Construction and no secured short-term borrowings (2022: RMB45,000,000) were guaranteed by Watts Gallop Real Estate (Note 36(c)).

As at 31 December 2023, short-term borrowings of RMB31,669,000 (2022: RMB21,560,000) were secured by the pledged of the Group’s bills receivables with net book amount of RMB31,669,000 (2022: RMB21,560,000) (Note 21), and no short-term borrowings were secured by the pledged of the Group’s trade receivables.(2022: RMB6,001,000) (Note 21).

- (iii) As at 31 December 2022, the unsecured loans from shareholders were interest free and repayable on demand (Note 36(b)).

At 31 December 2023 and 2022, the Group’s borrowings were repayable as follows:

	As at 31 December	
	2023 RMB'000	2022 RMB'000
Within 1 year	193,669	231,411
Between 1 and 2 years	5,000	5,000
Between 2 and 5 years	4,500	9,500
	<b>203,169</b>	<b>245,911</b>

## Notes to the Consolidated Financial Statements

For the year ended 31 December 2023

**31 BORROWINGS** (Continued)

The weighted average effective interest rates during the years ended 31 December 2023 and 2022 were as follows:

	Year ended 31 December	
	2023	2022
Bank borrowings	<b>3.90%</b>	4.20%

The carrying amount and fair value of non-current borrowings are as follows:

	As at 31 December			
	2023		2022	
	Carrying amount <i>RMB'000</i>	Fair value <i>RMB'000</i>	Carrying amount <i>RMB'000</i>	Fair value <i>RMB'000</i>
<b>Non-current</b>				
Bank borrowings	<b>9,500</b>	<b>9,577</b>	14,500	14,631

The fair values of non-current borrowings are based on discounted cash flows using a current borrowing rate. They are classified as level 3 fair values in the fair value hierarchy (see Note 3.4) due to the use of unobservable inputs, including own credit risk.

For the current borrowings, the fair values are not materially different to their carrying amounts, since the borrowings are of a short-term nature.

Movements in borrowings are analysed as follows:

	As at 31 December	
	2023 <i>RMB'000</i>	2022 <i>RMB'000</i>
At beginning of year	<b>245,911</b>	124,385
New borrowings	<b>278,369</b>	303,384
Repayments of borrowings	<b>(321,111)</b>	(181,858)
At end of year	<b>203,169</b>	245,911

## Notes to the Consolidated Financial Statements

For the year ended 31 December 2023

**32 DEFERRED INCOME TAX**

Deferred income tax assets and liabilities are offset when there is a legally enforceable right to offset current income tax assets and liabilities relate to income tax levied by the same taxation authority on either the taxable entity or different taxable entities where there is an intention to settle the balances on a net basis. The analysis of deferred tax assets and deferred tax liabilities is as follows:

	<b>As at 31 December</b>	
	<b>2023</b> <i>RMB'000</i>	2022 <i>RMB'000</i>
Deferred tax assets:		
— Deferred tax assets to be recovered within 12 months	<b>1,816</b>	1,699
— Deferred tax assets to be recovered after more than 12 months	<b>34,023</b>	31,676
	<b>35,839</b>	33,375
Set-off of deferred tax liabilities pursuant to set-off provisions	<b>(10,007)</b>	(11,679)
<b>Net deferred tax assets — net</b>	<b>25,832</b>	21,696
Deferred tax liabilities:		
— Deferred tax liabilities to be recovered within 12 months	<b>(809)</b>	(1,105)
— Deferred tax liabilities to be recovered after more than 12 months	<b>(10,579)</b>	(11,840)
	<b>(11,388)</b>	(12,945)
Set-off of deferred tax assets pursuant to set-off provisions	<b>10,007</b>	11,679
<b>Net deferred tax liabilities — net</b>	<b>(1,381)</b>	(1,266)

## Notes to the Consolidated Financial Statements

For the year ended 31 December 2023

**32 DEFERRED INCOME TAX** (Continued)**(a) Deferred tax assets**

The movement in deferred tax assets and liabilities during the years ended 31 December 2023 and 2022, without taking consideration the offsetting of balances within the same tax jurisdiction, is as follows:

	Allowance for impairment of financial assets and contract assets RMB'000	Tax losses RMB'000	Lease liabilities RMB'000	Others RMB'000	Total RMB'000
<b>At 1 January 2022</b>	25,328	1,438	1,345	1,528	29,639
Credited/(charged) to profit or loss	3,878	234	(53)	(273)	3,786
Currency translation differences	—	(50)	—	—	(50)
<b>At 31 December 2022</b>	29,206	1,622	1,292	1,255	33,375
<b>At 1 January 2023</b>	<b>29,206</b>	<b>1,622</b>	<b>1,292</b>	<b>1,255</b>	<b>33,375</b>
Credited/(charged) to profit or loss	4,427	(1,622)	(570)	229	2,464
<b>At 31 December 2023</b>	<b>33,633</b>	<b>—</b>	<b>722</b>	<b>1,484</b>	<b>35,839</b>

Deferred tax assets are recognised for tax losses carry-forwards to the extent that the realisation of the related tax benefit through future taxable profits is probable.



## Notes to the Consolidated Financial Statements

For the year ended 31 December 2023

**32 DEFERRED INCOME TAX** (Continued)**(b) Deferred tax liabilities**

	Property, plant and equipment <i>RMB'000</i>	Long-term payables <i>RMB'000</i>	Right- of-use assets <i>RMB'000</i>	Fair value change of FVOCI <i>RMB'000</i>	Others <i>RMB'000</i>	Total <i>RMB'000</i>
<b>At 1 January 2022</b>	(5,634)	(6,764)	(1,206)	—	(38)	(13,642)
Credited to profit or loss	806	1,118	104	—	—	2,028
Debit to other comprehensive income	—	—	—	(1,331)	—	(1,331)
<b>At 31 December 2022</b>	(4,828)	(5,646)	(1,102)	(1,331)	(38)	(12,945)
<b>At 1 January 2023</b>	(4,828)	(5,646)	(1,102)	(1,331)	(38)	(12,945)
Credited to profit or loss	731	667	234	—	—	1,632
Debit to other comprehensive income	—	—	—	(75)	—	(75)
<b>At 31 December 2023</b>	(4,097)	(4,979)	(868)	(1,406)	(38)	(11,388)

**33 DIVIDENDS**

	Year ended 31 December	
	2023 <i>RMB'000</i>	2022 <i>RMB'000</i>
Final, proposed	7,630	7,018

At a meeting held on 28 March 2024, the Board proposed a final dividend of HK1.02 cents (equivalent to RMB0.92 cent) per share (2022: HK0.92 cent (equivalent to RMB0.85 cent) per share) for the year ended 31 December 2023, representing total amount of approximately HK\$8,419,000 (equivalent to RMB7,630,000) (2022: HK\$7,594,000 (equivalent to RMB7,018,000)) to be distributed from the share premium account. This dividend is not reflected as a dividend payable in these consolidated financial statements, but will be reflected as an appropriation from the share premium account for the year ending 31 December 2024.

## Notes to the Consolidated Financial Statements

For the year ended 31 December 2023

**34 CASH GENERATED FROM OPERATIONS****(a) Reconciliation of profit before income tax to cash generated from operations**

	Year ended 31 December	
	2023 RMB'000	2022 RMB'000
Profit before income tax	50,529	40,121
Adjustments for:		
— Depreciation of property, plant and equipment (Note 14)	14,073	17,473
— Depreciation of investment property (Note 15)	89	—
— Depreciation of right-of-use assets (Note 16)	1,613	1,653
— Amortisation of intangible assets (Note 18)	133	216
— (Gains)/losses on disposal of property, plant and equipment, and land use rights — net (Note 7)	(3,115)	45
— Dividend income from financial assets through other comprehensive income (Note 7)	(282)	(407)
— Provision for impairment of financial assets and contract assets (Note 3.1)	20,289	28,741
— Finance costs — net (Note 10)	16,486	21,197
— Net foreign exchange gains	(582)	(7,007)
Operating capital before working capital changes	99,233	102,032
Changes in working capital:		
— Decrease/(increase) in restricted cash	5,261	(90,287)
— Decrease in inventories	911	30,715
— Decrease in contract assets	198,350	109,131
— (Decrease)/increase in contract liabilities	(95,784)	92,030
— Increase in trade and other receivables	(312,376)	(78,260)
— Decrease in trade and other payables	(89,105)	(132,064)
<b>Cash (used in)/generated from operations</b>	<b>(193,510)</b>	<b>33,297</b>

**(b) Non-cash investing and financing activities**

	Year ended 31 December	
	2023 RMB'000	2022 RMB'000
Settlement of trade receivables through investment properties (Note 15)	16,824	—
Gains recognised in other comprehensive income related to equity Investments (Note 23)	1,367	9,034
	<b>18,191</b>	<b>9,034</b>

## Notes to the Consolidated Financial Statements

For the year ended 31 December 2023

**34 CASH GENERATED FROM OPERATIONS** (Continued)**(c) Proceeds from disposal of property, plant and equipment, and land use rights**

	<b>Year ended 31 December</b>	
	<b>2023</b> <b>RMB'000</b>	<b>2022</b> <b>RMB'000</b>
Net book amount for disposals of property, plant and equipment ( <i>Note 14</i> )	<b>2,495</b>	744
Net book amount for disposals of land use rights ( <i>Note 16</i> )	<b>335</b>	—
Net gains/(losses) on disposal of property, plant and equipment, and land use rights ( <i>Note 7</i> )	<b>3,115</b>	(45)
Proceeds from disposal of property, plant and equipment, and land use rights	<b>5,945</b>	699

**(d) Reconciliation of liabilities arising from financing activities**

	<u>Other assets</u>	<u>Liabilities from financing activities</u>			<b>Total</b> <b>RMB'000</b>
	<b>Cash and cash equivalents</b> <b>RMB'000</b>	<b>Borrowings (Current)</b> <b>RMB'000</b>	<b>Borrowings (Non-current)</b> <b>RMB'000</b>	<b>Lease liabilities</b> <b>RMB'000</b>	
Net debt as at 1 January 2022	443,833	(104,885)	(19,500)	(5,058)	314,390
Finance charges for lease liabilities	—	—	—	(243)	(243)
Non-cash changes reclassification	—	(5,000)	5,000	—	—
Cash flows	89,406	(121,526)	—	800	(31,320)
Foreign exchange adjustments	6,936	—	—	—	6,936
Net debt as at 31 December 2022	540,175	(231,411)	(14,500)	(4,501)	289,763
Finance charges for lease liabilities	—	—	—	(508)	(508)
Non-cash changes reclassification	—	(5,000)	5,000	—	—
Cash flows	<b>(284,679)</b>	<b>42,742</b>	—	<b>1,102</b>	<b>(240,835)</b>
Foreign exchange adjustments	<b>258</b>	—	—	—	<b>258</b>
Net debt as at 31 December 2023	<b>255,754</b>	<b>(193,669)</b>	<b>(9,500)</b>	<b>(3,907)</b>	<b>48,678</b>

## Notes to the Consolidated Financial Statements

For the year ended 31 December 2023

### 35 COMMITMENTS

#### (a) Capital commitments

As at 31 December 2023 and 2022, the Group and the Company did not have any significant capital commitments.

#### (b) Non-cancellable operating leases

##### As lessee

The Group leases various offices and land under non-cancellable operating leases expiring within one to three years. The leases have varying terms, escalation clauses and renewal rights. On renewal, the terms of the leases are renegotiated.

From 1 January 2019, the Group has recognised right-of-use assets for these leases, except for short-term and low-value leases, see Notes 17 and 41.23 for further information.

Minimum lease payments under non-cancellable operating leases not recognised in the financial statements are payable as follows:

	<b>As at 31 December</b>	
	<b>2023</b>	2022
	<b>RMB'000</b>	RMB'000
No later than 1 year	<b>905</b>	862
Later than 1 year and no later than 2 years	<b>222</b>	—
Later than 2 years and less than 3 years	<b>111</b>	—
	<b>1,238</b>	862

### 36 RELATED PARTY TRANSACTIONS

Related parties are those parties that have the ability to control, jointly control or exert significant influence over the other party in holding power over the investee; exposure, or rights, to variable returns from its involvement with the investee; and the ability to use its power over the investee to affect the amount of the investor's returns. Parties are also considered to be related if they are subject to common control or joint control. Related parties may be individuals or other entities.

The following is a summary of the significant transactions carried out between the Group and its related parties in the ordinary course of business during the years ended 31 December 2023 and 2022, and balances arising from related party transactions as at the respective balance sheet dates.

## Notes to the Consolidated Financial Statements

For the year ended 31 December 2023

**36 RELATED PARTY TRANSACTIONS** (Continued)

Name and relationship with related parties are set out below:

Related party	Relationship
Mr. Wang Shizhong	Ultimate controlling shareholder
Watts Gallop	Controlled by the same ultimate controlling shareholder
Watts Gallop Real Estate	Controlled by the same ultimate controlling shareholder
Zhejiang Sanmei Real Estate Development Co., Ltd. (“ <b>Zhejiang Sanmei</b> ”)	Subsidiary of Watts Gallop Real Estate
Hangzhou Huazi Greentown Real Estate Co., Ltd. (“ <b>Hangzhou Huazi Greentown</b> ”)	Subsidiary of Watts Gallop Real Estate
Shanghai Third Harbor Benteng Construction and Engineering Co., Ltd. (“ <b>Third Harbor Construction</b> ”)	Subsidiary of Watts Gallop
Zhejiang Zhoushan Benteng Construction Material Co., Ltd. (“ <b>Zhoushan Benteng</b> ”)	Subsidiary of Watts Gallop
Jiangsu Shenyu Port Engineering Co., Ltd. (“ <b>Jiangsu Shenyu</b> ”)	Subsidiary of Watts Gallop
Jiangsu Watts Energy & Engineering Co., Ltd. (“ <b>Watts Energy &amp; Engineering</b> ”)	Subsidiary of Watts Gallop
Zhejiang Huazikexin Cultural Tourism Development Co., Ltd. (formerly known as Zhejiang Zhongjiao Tonglu Construction Co., Ltd.) (“ <b>Huazikexin Cultural</b> ”)	Subsidiary of Watts Gallop
Shanghai Zihui Property Management Co., Ltd. (“ <b>Zihui Property</b> ”)	Subsidiary of Watts Gallop
Shanghai Ziguang Property Management Co., Ltd. (“ <b>Ziguang Property</b> ”)	Subsidiary of Watts Gallop
Zhejiang Huazi Renewable Resources Utilization Co., Ltd. (“ <b>Huazi Renewable Resources</b> ”)	Subsidiary of Watts Gallop
Hangzhou Fuyang Huazi Zhongyue Enterprise Management Co., Ltd. (“ <b>Fuyang Zhongyue</b> ”)	Subsidiary of Watts Gallop
Zhejiang Benteng Transportation Engineering Co., Ltd. (“ <b>Benteng Transportation</b> ”)	Associate of Watts Gallop
Ningguo Huazi Zhuyou Building Materials Technology Co., Ltd. (“ <b>Ningguo Watts Zhuyou</b> ”)	Associate of Watts Gallop

## Notes to the Consolidated Financial Statements

For the year ended 31 December 2023

**36 RELATED PARTY TRANSACTIONS** (Continued)**(a) Transactions with related parties**

Save as disclosed elsewhere in these financial statements, during the years ended 31 December 2023 and 2022, the following transactions were carried out with related parties at terms mutually agreed by the underlying parties:

**(i) Provision of construction services**

	Year ended 31 December	
	2023 RMB'000	2022 RMB'000
<b>Continuing connected transactions</b>		
— Hangzhou Huazi Greentown (a)	103,038	89,682
— Huazi Renewable Resources (a)	36,192	—
— Watts Gallop Real Estate (a)	31,492	10,939
— Third Harbor Construction (a)	12,798	—
— Benteng Transportation (b)	735	—
	<b>184,255</b>	100,621

(a) The Group has entered into construction services agreement and provided building construction services to these related parties during the years ended 31 December 2023 and 2022.

(b) The Group has entered into construction services agreement and provided public infrastructure construction services to these related parties during the current year.

**(ii) Purchases of goods and services**

	Year ended 31 December	
	2023 RMB'000	2022 RMB'000
<b>Continuing connected transactions</b>		
Purchasing raw materials		
— Ningguo Watts Zhuyou	1,080	2,929
— Jiangsu Shenyu	162	361
— Zhoushan Benteng	—	704
	<b>1,242</b>	3,994



## Notes to the Consolidated Financial Statements

For the year ended 31 December 2023

**36 RELATED PARTY TRANSACTIONS** (Continued)**(a) Transactions with related parties** (Continued)**(iii) Rental**

	Year ended 31 December	
	2023 RMB'000	2022 RMB'000
<b>Continuing connected transactions</b>		
— Huazi Renewable Resources	750	—
— Third Harbor Construction	300	349
	<b>1,050</b>	<b>349</b>

**(iv) Property service**

	Year ended 31 December	
	2023 RMB'000	2022 RMB'000
<b>Continuing connected transactions</b>		
— Ziguang Property	196	13
— Zihui Property	—	29
	<b>196</b>	<b>42</b>

The related party transactions above were carried out on terms mutually agreed between the parties. In the opinion of the directors of the Company, these transactions were entered into in the ordinary courses of business of the Group and in accordance with the terms of the underlying agreements.

**(v) Provision of borrowings**

	Year ended 31 December	
	2023 RMB'000	2022 RMB'000
— Certain shareholders (Note 31)	—	19,473

**(vi) Repayments of borrowings**

	Year ended 31 December	
	2023 RMB'000	2022 RMB'000
— Certain shareholders (Note 31)	12,000	22,358

## Notes to the Consolidated Financial Statements

For the year ended 31 December 2023

**36 RELATED PARTY TRANSACTIONS** (Continued)**(a) Transactions with related parties** (Continued)**(vii) Key management compensation**

Key management includes directors and senior management. The compensation paid or payable to key management for employee services is shown below:

	<b>Year ended 31 December</b>	
	<b>2023</b> <i>RMB'000</i>	<b>2022</b> <i>RMB'000</i>
Salaries, wages and allowances	2,779	2,996
Bonuses	1,917	1,197
Pension costs	179	173
	<b>4,875</b>	4,366

**(b) Balances with related parties****(i) Amounts due from related parties**

	<b>As at 31 December</b>	
	<b>2023</b> <i>RMB'000</i>	<b>2022</b> <i>RMB'000</i>
Trade and retention receivables		
— Hangzhou Huazi Greentown	168,773	75,422
— Huazi Renewable Resources	38,193	—
— Zhejiang Sanmei	32,101	29,029
— Watts Gallop Real Estate	10,225	41
— Benteng Transportation	8,001	7,752
— Watts Energy & Engineering	6,109	6,914
— Third Harbor Construction	4,295	4,295
— Huazikexin Cultural	—	1,254
	<b>267,697</b>	124,707

	<b>As at 31 December</b>	
	<b>2023</b> <i>RMB'000</i>	<b>2022</b> <i>RMB'000</i>
Contract assets		
— Hangzhou Huazi Greentown	76,661	93,935
— Watts Gallop Real Estate	10,891	676
— Huazi Renewable Resources	1,059	—
— Watts Energy & Engineering	—	3,464
	<b>88,611</b>	98,075

## Notes to the Consolidated Financial Statements

For the year ended 31 December 2023

**36 RELATED PARTY TRANSACTIONS** (Continued)**(b) Balances with related parties** (Continued)**(i) Amounts due from related parties** (Continued)

	As at 31 December	
	2023 RMB'000	2022 RMB'000
Other receivables		
— Third Harbor Construction	3,800	39
— Jiangsu Shenyu	2,000	2,000
— Benteng Transportation	1,169	1,169
— Hangzhou Huazi Greentown (a)	100	4,378
— Ziguang Property	14	9
	<b>7,083</b>	<b>7,595</b>

(a) The other receivables due from Hangzhou Huazi Greentown represent deposits for certain projects as at 31 December 2023.

	As at 31 December	
	2023 RMB'000	2022 RMB'000
Prepayments		
— Huazi Renewable Resources	5,050	—
— Ziguang Property	9	—
	<b>5,059</b>	<b>—</b>

**(ii) Amounts due to related parties**

	As at 31 December	
	2023 RMB'000	2022 RMB'000
Trade and retention payables		
— Jiangsu Shenyu	3,052	3,839
— Ningguo Watts Zhuyou	1,054	1,297
— Third Harbor Construction	130	130
— Ziguang Property	26	—
— Zhoushan Benteng	—	3,895
	<b>4,262</b>	<b>9,161</b>

## Notes to the Consolidated Financial Statements

For the year ended 31 December 2023

**36 RELATED PARTY TRANSACTIONS** (Continued)**(b) Balances with related parties** (Continued)**(ii) Amounts due to related parties** (Continued)

	<b>As at 31 December</b>	
	<b>2023</b>	2022
	<b>RMB'000</b>	RMB'000
Other payables		
— Watts Gallop	<b>388</b>	386

**(iii) Borrowings**

	<b>As at 31 December</b>	
	<b>2023</b>	2022
	<b>RMB'000</b>	RMB'000
Loans from certain shareholders (Note 31)	—	12,000

**(c) Guarantees**

As at 31 December 2023 and 2022, the Group's banking facilities were guaranteed by related parties as follows:

	<b>As at 31 December</b>	
	<b>2023</b>	2022
	<b>RMB'000</b>	RMB'000
— Watts Gallop	<b>330,000</b>	281,420
— Watts Gallop Real Estate	<b>114,210</b>	101,360
— Third Harbor Construction	<b>20,000</b>	100,000
— Fuyang Zhongyue	<b>6,855</b>	—
	<b>471,065</b>	482,780

**37 CONTINGENCIES**

As at 31 December 2023, there are two outstanding claims against Watts Gallop Construction (Note 3.1(b)) and one outstanding claim against Third Harbor Maritime. According to the legal advisers for the claims, potentially liability, legal fees and costs, and interest are not expected to be significant. As such, these legal proceedings individually or in aggregate would not have material financial or operational adverse impact on the consolidated financial statements.

**38 EVENTS AFTER THE BALANCE SHEET DATE**

Other than disclosed in Note 33 in this report, there was no significant event of the Group occurred after the balance sheet date.

## Notes to the Consolidated Financial Statements

For the year ended 31 December 2023

**39 BALANCE SHEET AND RESERVE MOVEMENT OF THE COMPANY****Balance sheet of the Company**

	Note	As at 31 December	
		2023 RMB'000	2022 RMB'000
<b>ASSETS</b>			
<b>Non-current assets</b>			
Investment in subsidiaries		189,418	189,418
<b>Current assets</b>			
Other receivables		197,077	152,096
Cash and cash equivalents		217	41,258
<b>Total assets</b>		<b>386,712</b>	<b>382,772</b>
<b>EQUITY</b>			
<b>Capital</b>			
Share capital		7,303	7,303
Share premium		273,074	280,092
Shares held for employee share scheme		(4,756)	(4,756)
Capital reserve	(a)	65,859	65,859
Accumulated losses	(a)	(7,340)	(7,789)
<b>Total equity</b>		<b>334,140</b>	<b>340,709</b>
<b>LIABILITIES</b>			
<b>Current liabilities</b>			
Trade and other payables		50	50
Amounts due to fellow subsidiaries		52,522	42,013
<b>Total liabilities</b>		<b>52,572</b>	<b>42,063</b>
<b>Total equity and liabilities</b>		<b>386,712</b>	<b>382,772</b>

The balance sheet of the Company was approved by the Board of Directors on 28 March 2024 and was signed on its behalf.

\_\_\_\_\_  
Director

\_\_\_\_\_  
Director

## Notes to the Consolidated Financial Statements

For the year ended 31 December 2023

**39 BALANCE SHEET AND RESERVE MOVEMENT OF THE COMPANY**

(Continued)

**(a) Reserve movement of the Company**

	Accumulated losses RMB'000	Capital reserve RMB'000
<b>1 January 2022</b>	(15,208)	65,859
Profit for the year	7,419	—
<b>At 31 December 2022</b>	(7,789)	65,859
Profit for the year	449	—
<b>At 31 December 2023</b>	(7,340)	65,859

**40 EMPLOYEE BENEFIT EXPENSES****(a) Directors and chief executive emoluments**

The remuneration expenses of every director and the chief executive recorded in the consolidated statement of comprehensive income is set out below:

Name	Fees RMB'000	Salaries, housing allowance and other allowances RMB'000	Bonuses RMB'000	Employer's contribution to pension scheme RMB'000	Total RMB'000
For the year ended 31 December 2023					
<b>Executive directors</b>					
Mr. Wang Xiuchun (i)	—	544	499	39	1,082
Ms. Wan Yun (i)	—	557	699	50	1,306
Mr. Wang Lijiang	—	214	120	30	364
Mr. Wang Likai	—	350	—	—	350
<b>Non-executive directors</b>					
Mr. Wang Shizhong	—	—	—	—	—
<b>Independent non- executive directors</b>					
Mr. Sun Dajian	180	—	—	—	180
Mr. How Sze Ming	180	—	—	—	180
Mr. Wang Hongwei	180	—	—	—	180
	<b>540</b>	<b>1,665</b>	<b>1,318</b>	<b>119</b>	<b>3,642</b>



## Notes to the Consolidated Financial Statements

For the year ended 31 December 2023

**40 EMPLOYEE BENEFIT EXPENSES** (Continued)**(a) Directors and chief executive emoluments** (Continued)

Name	Fees RMB'000	Salaries, housing allowance and other allowances RMB'000	Bonuses RMB'000	Employer's contribution to pension scheme RMB'000	Total RMB'000
For the year ended 31 December 2022					
<b>Executive directors</b>					
Mr. Wang Xiuchun (i)	—	625	419	39	1,083
Ms. Wan Yun (i)	—	558	499	50	1,107
Mr. Wang Lijiang	—	315	20	30	365
Mr. Wang Likai	—	350	—	—	350
<b>Non-executive directors</b>					
Mr. Wang Shizhong	—	—	—	—	—
<b>Independent non- executive directors</b>					
Mr. Sun Dajian	174	—	—	—	174
Mr. How Sze Ming	174	—	—	—	174
Mr. Wang Hongwei	174	—	—	—	174
	<u>522</u>	<u>1,848</u>	<u>938</u>	<u>119</u>	<u>3,427</u>

(i) During the years ended 31 December 2023 and 2022, Mr. Wang Xiuchun was the chairman of the Company.

During the years ended 31 December 2023 and 2022, Ms. Wan Yun was the chief executive officer of the Company.

(ii) The remuneration shown above represents aggregate emoluments paid to or receivable by directors in respect of their services in connection with the management of the affairs of the Company or its subsidiaries undertaking.

None of the directors of the Company received or were paid any remuneration in respect of accepting office, and waived or agreed to waive any emolument for the years ended 31 December 2023 and 2022.

## Notes to the Consolidated Financial Statements

For the year ended 31 December 2023

### 40 EMPLOYEE BENEFIT EXPENSES (Continued)

#### (b) Directors' retirement benefit

There were no retirement benefits paid to any director for the years ended 31 December 2023 and 2022.

#### (c) Directors' termination benefits

There were no termination benefits paid to any director for the years ended 31 December 2023 and 2022.

#### (d) Consideration provided to or receivable by third parties for making available directors' services

No consideration was provided to or receivable by third parties for making available directors' services for the years ended 31 December 2023 and 2022.

#### (e) Information about loans, quasi-loans and other dealings in favour of directors

No loans, quasi-loans and other dealings were entered into between the Group and the directors in favour of the directors for the years ended 31 December 2023 and 2022.

#### (f) Directors' material interests in transactions, arrangements or contracts

No significant transactions, arrangements and contracts in relation to the Group's business to which the Company was a party and in which a director of the Company had a material interest, whether directly or indirectly, subsisted at the end of the year or at any time during the year, during the years ended 31 December 2023 and 2022.

### 41 SUMMARY OF OTHER POTENTIALLY MATERIAL ACCOUNTING POLICIES

#### 41.1 Principles of consolidation

##### **Subsidiaries**

Subsidiaries are all entities (including structured entities) over which the Group has control. The Group controls an entity when the Group is exposed to, or has rights to, variable returns from its involvement with the entity and has the ability to affect those returns through its power to direct the activities of the entity. Subsidiaries are fully consolidated from the date on which control is transferred to the Group. They are deconsolidated from the date that control ceases.

Intra-group transactions, balances and unrealised gains on transactions between group companies are eliminated. Unrealised losses are also eliminated unless the transaction provides evidence of an impairment of the transferred asset. Accounting policies of subsidiaries have been changed where necessary to ensure consistency with the policies adopted by the Group.

## Notes to the Consolidated Financial Statements

For the year ended 31 December 2023

## 41 SUMMARY OF OTHER POTENTIALLY MATERIAL ACCOUNTING POLICIES (Continued)

### 41.2 Business combinations

The Group applies the acquisition method to account for business combinations. The consideration transferred for the acquisition of a subsidiary is the fair values of the assets transferred, the liabilities incurred to the former owners of the acquiree and the equity interests issued by the Group. The consideration transferred includes the fair value of any asset or liability resulting from a contingent consideration arrangement. Identifiable assets acquired and liabilities and contingent liabilities assumed in a business combination are measured initially at their fair values at the acquisition date.

Acquisitions failed to meet the definition of business combination are treated as acquisitions of assets and liabilities instead of business combination.

Acquisition-related costs are expensed as incurred.

The excess of the consideration transferred, the amount of any non-controlling interest in the acquiree and the acquisition-date fair value of any previous equity interest in the acquiree over the fair value of the identifiable net assets acquired is recorded as goodwill. If the total of consideration transferred, non-controlling interest recognised and previously held interest measured is less than the fair value of the net assets of the subsidiary acquired in the case of a bargain purchase, the difference is recognised directly in the consolidated statement of comprehensive income.

If the business combination is achieved in stages, the acquisition date carrying value of the acquirer's previously held equity interest in the acquiree is remeasured to fair value at the acquisition date; any gains or losses arising from such remeasurement are recognised in profit or loss.

Intra-group transactions, balances and unrealised gains on transactions between group companies are eliminated. Unrealised losses are also eliminated unless the transaction provides evidence of an impairment of the transferred asset. When necessary, amounts reported by subsidiaries have been adjusted to conform with the Group's accounting policies.

### 41.3 Separate financial statements

Investments in subsidiaries are accounted for at cost less impairment. Cost includes direct attributable costs of investment. The results of subsidiaries are accounted for by the Company on the basis of dividend received and receivable.

Impairment testing of the investments in subsidiaries is required upon receiving a dividend from these investments if the dividend exceeds the total comprehensive income of the subsidiary in the period the dividend is declared or if the carrying amount of the investment in the separate financial statements exceeds the carrying amount in the consolidated financial statements of the investee's net assets including goodwill.

## Notes to the Consolidated Financial Statements

For the year ended 31 December 2023

### 41 SUMMARY OF OTHER POTENTIALLY MATERIAL ACCOUNTING POLICIES (Continued)

#### 41.4 Segment reporting

Operating segments are reported in a manner consistent with the internal reporting provided to the chief operating decision maker.

The management of the Company assesses the financial performance and position of the Group, and makes strategic decisions. The chief operating decision-maker has been identified as the executive directors.

#### 41.5 Foreign currency translation

##### (a) *Functional and presentation currency*

Items included in the financial statements of each of the Group's entities are measured using the currency of the primary economic environment in which the entity operates (the "**functional currency**"). The consolidated financial statements are presented in RMB, which is the functional currency of the PRC subsidiaries in the Group and the Company.

##### (b) *Transactions and balances*

Foreign currency transactions are translated into the functional currency using the exchange rates at the dates of the transactions. Foreign exchange gains and losses resulting from the settlement of such transactions and from the translation of monetary assets and liabilities denominated in foreign currencies at year end exchange rates are generally recognised in the consolidated statement of comprehensive income.

Foreign exchange gains and losses are presented in the consolidated statement of comprehensive income within "Other (losses)/gains — net".

Non-monetary items that are measured at fair value in a foreign currency are translated using the exchange rates at the date when the fair value was determined. Translation differences on assets and liabilities carried at fair value are reported as part of the fair value gain or loss. For example, translation differences on non-monetary assets and liabilities such as equities held at fair value through profit or loss are recognised in profit or loss as part of the fair value gain or loss and translation differences on non-monetary assets such as equities classified as fair value through other comprehensive income are recognised in other comprehensive income.

## Notes to the Consolidated Financial Statements

For the year ended 31 December 2023

## 41 SUMMARY OF OTHER POTENTIALLY MATERIAL ACCOUNTING POLICIES (Continued)

### 41.5 Foreign currency translation (Continued)

#### **(c) Group companies**

The results and financial position of foreign operations (none of which has the currency of a hyperinflationary economy) that have a functional currency different from the presentation currency are translated into the presentation currency as follows:

- assets and liabilities for each financial position presented are translated at the closing rate at the date of that financial position;
- income and expenses for each statement of comprehensive income are translated at average exchange rates (unless this is not a reasonable approximation of the cumulative effect of the rates prevailing on the transaction dates, in which case income and expenses are translated at the dates of the transactions); and
- all resulting exchange differences are recognised in other comprehensive income

On consolidation, exchange differences arising from the translation of any net investment in foreign entities, are recognised in other comprehensive income. When a foreign operation is sold, the associated exchange differences are reclassified to profit or loss, as part of the gain or loss on sale.

### 41.6 Property, plant and equipment

Property, plant and equipment, comprising industrial machinery and equipment, office supplies and electronic equipment, transport equipment and buildings, are stated at historical cost less depreciation. Historical cost includes expenditure that is directly attributable to the acquisition of the items.

Subsequent costs are included in the asset's carrying amount or recognised as a separate asset, as appropriate, only when it is probable that future economic benefits associated with the item will flow to the Group and the cost of the item can be measured reliably. The carrying amount of any component accounted for as a separate asset is derecognised when replaced. All other repairs and maintenance are charged to profit or loss during the reporting period in which they incurred.

The assets' residual values and useful lives are reviewed, and adjusted if appropriate, at the end of each reporting period.

An asset's carrying amount is written down immediately to its recoverable amount if the asset's carrying amount is greater than its estimated recoverable amount (Note 41.9).

Gains and losses on disposals are determined by comparing proceeds with carrying amount. These are included in the consolidated statement of comprehensive income.

Construction-in-progress represents properties under construction and is stated at cost less accumulated impairment, if any. This includes cost of construction, plant and equipment and other direct costs. Construction-in-progress is not depreciated until such time as the assets are completed and are ready for operational use.

## Notes to the Consolidated Financial Statements

For the year ended 31 December 2023

### 41 SUMMARY OF OTHER POTENTIALLY MATERIAL ACCOUNTING POLICIES (Continued)

#### 41.7 Investment properties

Property that is held for long-term rental yields or for capital appreciation or both, and that is not occupied by the companies in the Group, is classified as investment property. Investment property also includes property that is being constructed or developed for future use as investment property.

Investment property is measured initially at its cost, including related transaction costs and where applicable borrowing costs. Subsequent to initial recognition, investment properties are stated at cost less subsequent accumulated depreciation and any accumulated impairment losses. Depreciation is recognised so as to write off the cost of investment properties over their estimated useful lives and after taking into account of their estimated residual value, using the straight-line method.

An item of investment properties is derecognised upon disposal or when no future economic benefits is expected to arise from the continued use of the asset. Any gain or loss arising on derecognition of the asset (calculated as the difference between the net disposal proceeds and the carrying amount of the item) is included in the consolidated statement of profit or loss in the period in which the item is derecognised.

#### 41.8 Intangible assets

##### (a) Licences

Separately acquired licences are shown at historical cost. Licences have a finite useful life and are subsequently carried at cost less accumulated amortisation and impairment losses. Amortisation is calculated using the straight-line method to allocate the cost of licences over their estimated useful lives. The licence of the Group contains four registered patent licence. The legal term of the registered patent rights is 10 years which the Group consider as the justification to have useful life of 10 years.

##### (b) Software

The software of the Group mainly includes computer software, which is capitalised on the basis of the cost incurred to acquire the specific software. These costs are amortised over the estimated useful life of 2–5 years.

##### (c) Research and development

Research expenditures are expensed as incurred. Development expenditure incurred on projects to develop new technology and skills is capitalised and deferred only when the Group can demonstrate the technical feasibility of completing the intangible asset so that it will be available for use or sale, its intention to complete, its ability to use or sell the asset, how the asset will generate future economic benefits, the availability of resources to complete the project and the ability to measure reliably the expenditure during the development. Other development expenditure which does not meet these criteria is expensed when incurred.



## Notes to the Consolidated Financial Statements

For the year ended 31 December 2023

## 41 SUMMARY OF OTHER POTENTIALLY MATERIAL ACCOUNTING POLICIES *(Continued)*

### 41.9 Impairment of non-financial assets

Assets that are subject to amortisation are tested for impairment whenever events or changes in circumstances indicate that the carrying amount may not be recoverable. An impairment loss is recognised for the amount by which the asset's carrying amount exceeds its recoverable amount. The recoverable amount is the higher of an asset's fair value less costs of disposal and value in use. For the purposes of assessing impairment, assets are grouped at the lowest levels for which there are separately identifiable cash flows (cash-generating units). Non-financial assets that suffered an impairment are reviewed for possible reversal of the impairment at each reporting period.

### 41.10 Financial assets

#### **(a) Classification**

The Group classifies its financial assets in the following categories:

- those to be measured subsequently at fair value (either through other comprehensive income ("**OCI**") or through profit or loss), and
- those to be measured at amortised cost.

The classification depends on the entity's business model for managing the financial assets and the contractual terms of the cash flow.

For assets measured at fair value, gains and losses will either be recorded in profit or loss or OCI. For investments in equity instruments that are not held for trading, this will depend on whether the Group has made an irrevocable election at the time of initial recognition to account for the equity investment at fair value through other comprehensive income ("**FVOCI**").

#### **(b) Recognition and derecognition**

Regular way purchases and sales of financial assets are recognised on trade-date, the date on which the Group commits to purchase or sell the asset. Financial assets are derecognised when the rights to receive cash flows from the financial assets have expired or have been transferred and the Group has transferred substantially all the risks and rewards of ownership.

#### **(c) Measurement**

At initial recognition, the Group measures a financial asset at its fair value plus, in the case of a financial asset not at fair value through profit or loss, transaction costs that are directly attributable to the acquisition of the financial asset. Transaction costs of financial assets carried at fair value through profit or loss are expensed in profit or loss.

## Notes to the Consolidated Financial Statements

For the year ended 31 December 2023

### 41 SUMMARY OF OTHER POTENTIALLY MATERIAL ACCOUNTING POLICIES (Continued)

#### 41.10 Financial assets (Continued)

##### (c) **Measurement** (Continued)

###### (i) *Debt instruments*

Subsequent measurement of debt instruments depends on the Group's business model for managing the asset and the cash flow characteristics of the asset. There are three measurement categories into which the Group classifies its debt instruments:

**Amortised cost:** Assets that are held for collection of contractual cash flows where those cash flows represent solely payments of principal and interest are measured at amortised cost. Interest income from these financial assets is included in finance income using the effective interest rate method. Any gain or loss arising on derecognition is recognised directly in the consolidated statement of comprehensive income and presented in "Other (losses)/gains — net", together with foreign exchange gains and losses. Impairment losses are presented as separate line item in the statement of the consolidated statement of comprehensive income.

**FVOCI:** Assets that are held for collection of contractual cash flows and for selling the financial assets, where the assets' cash flows represent solely payments of principal and interest, are measured at FVOCI. Movements in the carrying amount are taken through OCI, except for the recognition of impairment gains or losses, interest income and foreign exchange gains and losses which are recognised in profit or loss. When the financial asset is derecognised, the cumulative gain or loss previously recognised in OCI is reclassified from equity to profit or loss and recognised in "Other (losses)/gains — net". Interest income from these financial assets is included in finance income using the effective interest rate method. Foreign exchange gains and losses are presented in "Other (losses)/gains — net" and impairment expenses are presented as separate line item in the statement of profit or loss.

**FVPL:** Assets that do not meet the criteria for amortised cost or FVOCI are measured at FVPL. A gain or loss on a debt investment that is subsequently measured at FVPL is recognised in the consolidated statement of comprehensive income and presented net within "Other (losses)/gains — net" in the period in which it arises.

## Notes to the Consolidated Financial Statements

For the year ended 31 December 2023

## 41 SUMMARY OF OTHER POTENTIALLY MATERIAL ACCOUNTING POLICIES (Continued)

### 41.10 Financial assets (Continued)

#### (c) Measurement (Continued)

##### (ii) Equity instruments

The Group subsequently measures all equity investments at fair value. Where the Group's management has elected to present fair value gains and losses on equity investments in OCI, there is no subsequent reclassification of fair value gains and losses to profit or loss following the derecognition of the investment. Dividends from such investments continue to be recognised in profit or loss as other income when the Group's right to receive payments is established.

Changes in the fair value of financial assets at FVPL are recognised in "Other (losses)/gains — net" in the consolidated statement of comprehensive income as applicable. Impairment losses on equity investments measured at FVOCI are not reported separately from other changes in fair value.

Details on how the fair value of financial instruments is determined are disclosed in Note 3.4(a).

### 41.11 Offsetting financial instruments

Financial assets and liabilities are offset and the net amount reported in the financial position where the Group currently has a legally enforceable right to offset the recognised amounts, and there is an intention to settle on a net basis or realise the asset and settle the liability simultaneously.

### 41.12 Inventories

Inventories including raw materials are stated at the lower of cost and net realisable value. Costs of purchased inventory are determined after deducting rebates and discounts. Net realisable value is the estimated selling price in the ordinary course of business less the estimated costs of completion and disposal.

### 41.13 Trade receivables

Trade receivables are amounts due from customers for services performed in the ordinary course of business. If collection of trade receivables is expected in one year or less (or in the normal operating cycle of the business if longer), they are classified as current assets. If not, they are presented as non-current assets.

Trade receivables are recognised initially at the amount of consideration that is unconditional unless they contain significant financing components, when they are recognised at fair value. The Group holds the trade receivables with the objective to collect the contractual cash flows and therefore measures them subsequently at amortised cost using the effective interest method.

## Notes to the Consolidated Financial Statements

For the year ended 31 December 2023

### 41 SUMMARY OF OTHER POTENTIALLY MATERIAL ACCOUNTING POLICIES (Continued)

#### 41.14 Cash and cash equivalents

For the purpose of presentation in the consolidated statement of cash flows, cash and cash equivalents includes cash on hand, cash at bank, other short-term, highly liquid investments with original maturities of three months or less that are readily convertible to known amounts of cash and which are subject to an insignificant risk of changes in value.

#### 41.15 Share capital

Ordinary shares are classified as equity.

Incremental costs directly attributable to the issue of new shares or options are shown in equity as a deduction, net of tax, from the proceeds.

#### 41.16 Trade and other payables

These amounts represent liabilities for goods and services provided to the Group prior to the end of financial year which are unpaid. Trade and other payables are presented as current liabilities unless payment is not due within 12 months after the reporting period. They are recognised initially at their fair value and subsequently measured at amortised cost using the effective interest method.

Long-term trade payables represent amounts due to suppliers for certain construction whose contractual payment periods are over one year. The Group determines the payment periods according to payment schedule in the contracts with suppliers, which is related to the estimated completion date of the project. The long-term trade payables are settled upon the completion of the project and measured at amortised cost using the effective interest method, which is used to calculate the discount amounts. Management reassesses the estimated completion date of the project and discount rate at each balance sheet date.

#### 41.17 Borrowings

Borrowings are initially recognised at fair value, net of transaction costs incurred. Borrowings are subsequently carried at amortised cost; any difference between the proceeds (net of transaction costs) and the redemption value is recognised in the consolidated statement of comprehensive income over the period of the borrowings using the effective interest method. Fees paid on the establishment of loan facilities are recognised as transaction costs of the loan to the extent that it is probable that some or all of the facility will be drawn down. In this case, the fee is deferred until the draw-down occurs. To the extent there is no evidence that it is probable that some or all of the facility will be drawn down, the fee is capitalised as a pre-payment for liquidity services and amortised over the period of the facility to which it relates.

Borrowings are removed from the balance sheet when the obligation specified in the contract is discharged, cancelled or expired. The difference between the carrying amount of a financial liability that has been extinguished or transferred to another party and the consideration paid, including any non-cash assets transferred or liabilities assumed, is recognised in profit or loss as finance costs.

Borrowings are classified as current liabilities unless the Group has an unconditional right to defer settlement of the liability for at least 12 months after the end of the reporting period.

## Notes to the Consolidated Financial Statements

For the year ended 31 December 2023

## 41 SUMMARY OF OTHER POTENTIALLY MATERIAL ACCOUNTING POLICIES *(Continued)*

### 41.18 Borrowing costs

General and specific borrowing costs directly attributable to the acquisition, construction or production of qualifying assets, which are assets that necessarily take a substantial period of time to get ready for their intended use or sale, are added to the cost of those assets, until such time as the assets are substantially ready for their intended use or sale.

Investment income earned on the temporary investment of specific borrowings pending their expenditure on qualifying assets is deducted from the borrowing costs eligible for capitalisation.

Other borrowing costs are expensed in the period in which they are incurred.

### 41.19 Current and deferred income tax

The income tax expense or credit for the year is the tax payable on the current period's taxable income based on the applicable income tax rate for each jurisdiction adjusted by changes in deferred tax assets and liabilities attributable to temporary differences and to unused tax losses.

#### **(a) Current income tax**

The current income tax charge is calculated on the basis of the tax laws enacted or substantively enacted at the end of the reporting period in the countries where the Company's subsidiaries operate and generate taxable income. Management periodically evaluates positions taken in tax returns with respect to situations in which applicable tax regulation is subject to interpretation. It establishes provisions where appropriate on the basis of amounts expected to be paid to the tax authorities.

#### **(b) Deferred income tax**

Deferred income tax is provided in full, using the liability method, on temporary differences arising between the tax bases of assets and liabilities and their carrying amounts in the consolidated financial statements. However, deferred tax liabilities are not recognised if they arise from the initial recognition of goodwill. Deferred income tax is also not accounted for if it arises from initial recognition of an asset or liability in a transaction other than a business combination that at the time of the transaction affects neither accounting nor taxable profit or loss and does not give rise to equal taxable and deductible temporary differences. Deferred income tax is determined using tax rates (and laws) that have been enacted or substantially enacted by the end of the reporting period and are expected to apply when the related deferred income tax asset is realised or the deferred income tax liability is settled.

Deferred tax assets are recognised only if it is probable that future taxable amounts will be available to utilise those temporary differences and losses.

Deferred tax liabilities and assets are not recognised for temporary differences between the carrying amount and tax bases of investments in foreign operations where the Company is able to control the timing of the reversal of the temporary differences and it is probable that the differences will not reverse in the foreseeable future.



## Notes to the Consolidated Financial Statements

For the year ended 31 December 2023

### 41 SUMMARY OF OTHER POTENTIALLY MATERIAL ACCOUNTING POLICIES (Continued)

#### 41.19 Current and deferred income tax (Continued)

##### (b) *Deferred income tax* (Continued)

Deferred tax assets and liabilities are offset when there is a legally enforceable right to offset current tax assets and liabilities and when the deferred tax balances relate to the same taxation authority. Current tax assets and tax liabilities are offset where the entity has a legally enforceable right to offset and intends either to settle on a net basis, or to realise the asset and settle the liability simultaneously.

Current and deferred tax is recognised in the consolidated statement of comprehensive income, except to the extent that it relates to items recognised in other comprehensive income or directly in equity. In this case, the tax is also recognised in other comprehensive income or directly in equity, respectively.

#### 41.20 Employee benefits

##### (a) *Short-term obligations*

Liabilities for wages and salaries, including non-monetary benefits and accumulating sick leave that are expected to be settled wholly within 12 months after the end of the period in which the employees render the related service are recognised in respect of employees' services up to the end of the reporting period and are measured at the amounts expected to be paid when the liabilities are settled. The liabilities are presented as current employee benefit obligations in the financial position.

##### (b) *Post-employment obligations*

The Group operates post-employment schemes via defined contribution pension plans. For defined contribution plans, the Group pays contributions to publicly or privately administered pension insurance plans on a mandatory, contractual or voluntary basis. The Group has no further payment obligations once the contributions have been paid. The contributions are recognised as employee benefit expense when they are due.

*For employees in Mainland China:*

The employees of the Group's subsidiaries established in Mainland China participate in defined contribution retirement benefit plans organised by the relevant provincial governments under which the Group is required to make monthly contributions to these plans at certain percentages of the employees' monthly salaries and wages, subject to certain ceilings.

*For employees in Hong Kong:*

The Group participates in a Mandatory Provident Fund scheme (the "**MPF Scheme**") in accordance with the Mandatory Provident Fund Scheme Ordinance of Hong Kong. Under the rules of the MPF Scheme, the employer and its employees in Hong Kong are each required to contribute 5% of the employees' gross earnings with a ceiling of HK\$1,500 per month.



## Notes to the Consolidated Financial Statements

For the year ended 31 December 2023

## 41 SUMMARY OF OTHER POTENTIALLY MATERIAL ACCOUNTING POLICIES (Continued)

### 41.20 Employee benefits (Continued)

#### (b) Post-employment obligations (Continued)

*For employees in Indonesia:*

The Group participates in an employee social security programme (the “**Indonesian Social Security Programme**”) in Indonesia, providing compensation in the event of working accidents, death, old age, and in case of sickness and hospitalisation. Under the Indonesian Social Security Programme, the employer is required to contribute a fixed percentage of the employee’s salaries every month.

*For employees in Malaysia:*

The Group participates in the social security programmes for employees in Malaysia, including EPF (Employees Provident Fund), EIS (Employment Insurance System) and the workers’ compensation insurance programme administered by SOCSO (Social Security Organisation) to provide compensation in the event of old age, unemployment, work accident, death, sickness and hospitalisation. Under these programmes, the employer is required to contribute a fixed percentage of the employee’s salaries each month.

*For employees in Brunei:*

The Group participates in a contribution scheme in accordance with the Employee Trust Act and Employee Trust Rules and Regulations of Brunei (“**Bruneian Contribution Scheme**”). Under the rules of the Bruneian Contribution Scheme, for the employees who are citizens and permanent residents of Brunei Darussalam aged below 55 years, the employees and the employers are each required to contribute a fixed percentage of the employee’s basic salaries every month.

### 41.21 Provisions

Provisions for legal claims are recognised when the Group has a present legal or constructive obligation as a result of past events, it is probable that an outflow of resources will be required to settle the obligation and the amount can be reliably estimated. Provisions are not recognised for future operating losses.

Where there are a number of similar obligations, the likelihood that an outflow will be required in settlement is determined by considering the class of obligations as a whole. A provision is recognised even if the likelihood of an outflow with respect to any one item included in the same class of obligations may be small.

Warranty provision is provided to customers in conjunction with the construction services. The warranty obligation arises through the contract signed between the Group and customers, which lasts from one to five years after completion of construction. The Group’s retention money are collected after the warranty period. During the years ended 31 December 2023 and 2022, the warranty cost was rare and immaterial, therefore provision for the warranty obligation was not recognised.

Provisions are measured at the present value of management’s best estimate of the expenditure required to settle the present obligation at the end of the reporting period. The discount rate used to determine the present value is a pre-tax rate that reflects current market assessments of the time value of money and the risks specific to the liability. The increase in the provision due to the passage of time is recognised as interest expense.

## Notes to the Consolidated Financial Statements

For the year ended 31 December 2023

### 41 SUMMARY OF OTHER POTENTIALLY MATERIAL ACCOUNTING POLICIES (Continued)

#### 41.22 Earnings per share

**(i) Basic earnings per share**

Basic earnings per share is calculated by dividing:

- the profit attributable to owners of the Company, excluding any costs of servicing equity other than ordinary shares, and
- by the weighted average number of ordinary shares outstanding during the financial year, adjusted for bonus elements in ordinary shares issued during the year and excluding treasury shares.

**(ii) Diluted earnings per share**

Diluted earnings per share adjusts the figures used in the determination of basic earnings per share to take into account:

- the after income tax effect of interest and other financing costs associated with dilutive potential ordinary shares, and
- the weighted average number of additional ordinary shares that would have been outstanding assuming the conversion of all dilutive potential ordinary shares.

#### 41.23 Leases

Leases are recognised as a right-of-use asset and a corresponding liability at the date at which the leased asset is available for use by the Group.

Contracts may contain both lease and non-lease components. The Group allocates the consideration in the contract to the lease and non-lease components based on their relative stand-alone prices. However, for leases of real estate for which the Group is a lessee, it has elected not to separate lease and non-lease components and instead accounts for these as a single lease component.

Lease terms are negotiated on an individual basis and contain a wide range of different terms and conditions. The lease agreements do not impose any covenants other than the security interests in the leased assets that are held by the lessor. Leased assets may not be used as security for borrowing purposes.

The Group leases different equipment and land. Rental contracts for land are typically made for fixed periods. Lease terms are negotiated on an individual basis and contain a wide range of different terms and conditions. Rental contracts for equipment are typically for construction projects with no fixed term periods and are for short-term lease purpose. The lease agreements do not impose any covenants, but leased assets may not be used as security for borrowing purposes.

## Notes to the Consolidated Financial Statements

For the year ended 31 December 2023

## 41 SUMMARY OF OTHER POTENTIALLY MATERIAL ACCOUNTING POLICIES (Continued)

### 41.23 Leases (Continued)

Assets and liabilities arising from a lease are initially measured on a present value basis. Lease liabilities include the net present value of the following lease payments:

- fixed payments (including in-substance fixed payments), less any lease incentives receivable;
- variable lease payments that are based on an index or a rate, initially measured using the index or rate as at the commencement date;
- amounts expected to be payable by the Group under residual value guarantees; the exercise price of a purchase option if the Group is reasonably certain to exercise that option, and
- payments of penalties for terminating the lease, if the lease term reflects the Group exercising that option.

Lease payments to be made under reasonably certain extension options are also included in the measurement of the liability.

The lease payments are discounted using the interest rate implicit in the lease. If that rate cannot be readily determined, which is generally the case for leases in the Group, the lessee's incremental borrowing rate is used, being the rate that the individual lessee would have to pay to borrow the funds necessary to obtain an asset of similar value to the right-of-use asset in a similar economic environment with similar terms, security and conditions.

To determine the incremental borrowing rate, the Group:

- where possible, uses recent third-party financing received by the individual lessee as a starting point, adjusted to reflect changes in financing conditions since third party financing was received, and
- makes adjustments specific to the lease, e.g. term, currency and security.

Lease payments are allocated between principal and finance cost. The finance cost is charged to profit or loss over the lease period so as to produce a constant periodic rate of interest on the remaining balance of the liability for each period.

Right-of-use assets are measured at cost comprising the following:

- the amount of the initial measurement of lease liability;
- any lease payments made at or before the commencement date less any lease incentives received;
- any initial direct costs, and
- restoration costs.

## Notes to the Consolidated Financial Statements

For the year ended 31 December 2023

### 41 SUMMARY OF OTHER POTENTIALLY MATERIAL ACCOUNTING POLICIES (Continued)

#### 41.23 Leases (Continued)

Right-of-use assets are generally depreciated over the shorter of the asset's useful life and the lease term on a straight-line basis. If the Group is reasonably certain to exercise a purchase option, the right-of-use asset is depreciated over the underlying asset's useful life.

Payments associated with short-term leases of equipment and vehicles are recognised on a straight-line basis as an expense in profit or loss. Short-term leases are leases with a lease term of 12 months or less.

Lease income from operating leases where the Group is a lessor is recognised in income on a straight-line basis over the lease term. Initial direct costs incurred in obtaining an operating lease are added to the carrying amount of the underlying asset and recognised as expense over the lease term on the same basis as lease income. The respective leased assets are included in the balance sheet based on their nature.

#### 41.24 Dividend distribution

Dividend distribution to the Company's shareholder is recognised as a liability in the Group's and the Company's financial statements in the period in which the dividends are approved by the Company's directors or shareholders, wherever appropriate.

#### 41.25 Government grants

Grants from the government are recognised at their fair value where there is a reasonable assurance that the grant will be received and the Group will comply with all attached conditions.

Government grants relating to costs are deferred and recognised in the profit or loss over the period necessary to match them with the costs that they are intended to compensate.

Government grants relating to the purchase of property, plant and equipment are included in non-current liabilities as deferred income and are credited to profit or loss on a straight-line basis over the expected lives of the related assets.

#### 41.26 Interest income

Interest income from financial assets at FVPL is included in the net fair value (losses)/gains on these assets, see Note 7 above.

Interest income is presented as finance income where it is earned from financial assets that are held for cash management purposes, see Note 10 above. Any other interest income is included in other income.

Interest income is calculated by applying the effective interest rate to the gross carrying amount of a financial asset except for financial assets that subsequently become credit-impaired. For credit-impaired financial assets the effective interest rate is applied to the net carrying amount of the financial asset (after deduction of the loss allowance).

## Five Year Financial Summary

(RMB in million)	Year ended 31 December				
	2023	2022	2021	2020	2019
Revenue	<b>2,144</b>	2,076	2,263	1,818	2,050
Gross profit	<b>174</b>	171	208	203	247
Profit before income tax	<b>51</b>	40	58	59	104
Income tax expense	<b>(20)</b>	(13)	(11)	(12)	(3)
Profit for the year	<b>31</b>	27	47	47	101

(RMB in million)	Year ended 31 December				
	2023	2022	2021	2020	2019
Non-current assets	<b>615</b>	791	814	732	603
Current assets	<b>2,624</b>	2,650	2,522	2,700	2,822
Total assets	<b>3,239</b>	3,441	3,336	3,432	3,425
Non-current liabilities	<b>209</b>	234	283	285	338
Current liabilities	<b>2,278</b>	2,476	2,350	2,483	2,433
Total liabilities	<b>2,487</b>	2,710	2,633	2,768	2,771
Total equity	<b>752</b>	731	703	664	654

## Definitions

2024 AGM	the forthcoming annual general meeting of the Company to be held on Tuesday, 25 June 2024
Acting-in-concert Confirmation	the acting-in-concert confirmation dated 22 August 2004 entered into among Mr. Wang Shizhong, Mr. Ye Kangshun (葉康舜), Mr. Wang Xiuchun (王秀春), Ms. Zhou Meng (周萌) and Mr. Wang Shiqin (王士勤) (as supplemented by another acting-in-concert confirmation dated 25 May 2018 entered into among the same parties and Mr. Wang Likai (王利凱))
Audit Committee	the audit committee of the Company
Benteng Brunei	Pahaytc & Benteng JV Sdn Bhd, a company incorporated under the laws of Brunei with limited liability in January 2016
Benteng Indonesia	PT. Shanghai Third Harbor Benteng Construction and Engineering, a company incorporated under the laws of Indonesia on 16 September 2016 and obtained its legal entity status on 21 September 2016
Benteng Malaysia	Shanghai Third Harbor Benteng Maritime Engineering Malaysia Sdn. Bhd., a company incorporated under the laws of Malaysia with limited liability in November 2022, which is an operating entity of the Company in Malaysia
BN\$	Brunei Dollars, the lawful currency of Brunei
Board	the board of Directors of the Company
Companies Act	the Companies Act (As Revised), Cap. 22 of the Cayman Islands
Company	Watts International Maritime Company Limited, a company incorporated in the Cayman Islands with limited liability, the shares of which are listed on the main board of the Stock Exchange
Director(s)	director(s) of the Company
Engineering Prosper	Engineering Prosper Limited, a BVI business company incorporated under the laws of the BVI with limited liability on 5 January 2018 and is a direct wholly-owned subsidiary of the Company
Group	the Company and its subsidiaries from time to time
HK\$	Hong Kong dollars, the lawful currency of Hong Kong
IDR	the Indonesian Rupiah, the lawful currency of Indonesia
Listing	the listing of the Shares on the main board of the Stock Exchange on 19 November 2018



## Definitions

Listing Date	19 November 2018, being the date from which the Shares are listed and dealings in the Shares are first permitted to take place on the Stock Exchange
Listing Rules	the Rules Governing the Listing of Securities on The Stock Exchange of Hong Kong Limited, as amended, supplemented or otherwise modified from time to time
Major Currencies	RMB, HK\$, BN\$, IDR, MYR and US\$, the major currencies used by the Group in conducting its business
MYR	Malaysian Ringgit, the lawful currency of Malaysia
Nomination Committee	the nomination committee of the Company
Placing	the offer of 185,714,000 Shares to as described in the section headed “Structure and Conditions of the Share Offer” in the Prospectus
PRC or China	the People’s Republic of China, but for the purpose of this annual report only and, unless the context otherwise requires, excluding Hong Kong Special Administrative Region of the People’s Republic of China, Macau Special Administrative Region of the People’s Republic of China and China Taiwan
Prospectus	the prospectus of the Company dated 30 October 2018
PTPB	PT. Indo Panshi Bumi, a company established under the laws of Indonesia on 17 January 2018, the current registered holder of 33% shareholding interest in Benteng Indonesia under the Contractual Arrangements, and a connected person
PTSP	PT. Indo Sichuan Petroleum, a company established under the laws of Indonesia on 3 November 2018, the former registered holder of 33% shareholding interest in Benteng Indonesia under the Contractual Arrangements
Remuneration Committee	the remuneration Committee of the Company
Renminbi or RMB	Renminbi, the lawful currency of the PRC
Reporting Period	the period from 1 January 2023 to 31 December 2023
SFO	the Securities and Futures Ordinance (Chapter 571 of the Laws of Hong Kong), as amended, supplemented or otherwise modified from time to time
Shanghai Municipal	Shanghai Watts Benteng Municipal Public Engineering Co., Ltd.* (上海華滋奔騰市政工程有限公司), a company established in the PRC and acquired by the Company on 24 December 2019

## Definitions

Shanghai Municipal Group	Shanghai Municipal and its subsidiaries
Share(s)	ordinary shares of HK\$0.01 each in the share capital of the Company
Share Option Scheme	the share option scheme conditionally approved and adopted by the Company on 19 October 2018
Shareholder(s)	holder(s) of the Shares
Stock Exchange	The Stock Exchange of Hong Kong Limited
Third Harbor Construction	Shanghai Third Harbor Benteng Construction and Engineering Co., Ltd.* (上海三航奔騰建設工程有限公司) (formerly known as First Engineering Company of Third Harbor Bureau* (第三航務工程局第一工程公司)), a company established under the laws of the PRC as a limited liability company on 1 June 1989
Third Harbor Maritime	Shanghai Third Harbor Benteng Maritime Engineering Co., Ltd. (上海三航奔騰海洋工程有限公司), established under the laws of the PRC as a limited liability company on 14 August 2017, and a wholly-owned subsidiary of our Company
Watts Gallop Construction	Watts Gallop Construction Engineering Group Co., Ltd. (華滋奔騰建工集團有限公司), a limited liability company established under the laws of the PRC as on 10 December 1999, a wholly-owned subsidiary of Shanghai Municipal
US\$ or USD	U.S. dollars, the lawful currency of U.S.
Watts Gallop	Shanghai Watts Gallop Holding Group Co., Ltd. (formerly known as Zhejiang Benteng Investment Co., Ltd.* (浙江奔騰投資有限公司) and Zhejiang Benteng Investment Group Co., Ltd.* (浙江奔騰投資集團有限公司)), a company established under the laws of the PRC on November 2003
Watts Gallop Group	Watts Gallop and its subsidiaries

\* For identification purposes only