



渝太地產集團有限公司
Y. T. REALTY GROUP LIMITED

Stock Code : 00075

2023
ANNUAL
REPORT





CONTENTS

	Pages
Corporate information	1
Chairman's statement and management discussion and analysis	2
Directors and senior management	7
Corporate governance report	9
Environmental, social and governance report	26
Directors' report	56
Independent auditor's report	66
Consolidated statement of profit or loss	72
Consolidated statement of comprehensive income	73
Consolidated statement of financial position	74
Consolidated statement of changes in equity	76
Consolidated statement of cash flows	77
Notes to financial statements	78
Particulars of properties	165
Five year financial summary	167

EXECUTIVE DIRECTOR

Wong Hy Sky
(former English name: Huang Yun)
(Chairman and Managing Director)
Yuen Wing Shing
Liu Jie

INDEPENDENT NON-EXECUTIVE DIRECTOR

Luk Yu King, James
Leung Yu Ming, Steven
Lai Degang

AUDIT COMMITTEE

Luk Yu King, James (Chairman)
Leung Yu Ming, Steven
Lai Degang

REMUNERATION COMMITTEE

Leung Yu Ming, Steven (Chairman)
Wong Hy Sky
Lai Degang

NOMINATION COMMITTEE

Wong Hy Sky (Chairman)
Leung Yu Ming, Steven
Lai Degang

AUTHORISED REPRESENTATIVE

Wong Hy Sky
Yuen Wing Shing

COMPANY SECRETARY

Chan Sau Mui Juanna

REGISTERED OFFICE

Clarendon House
2 Church Street
Hamilton HM 11
Bermuda

PRINCIPAL PLACE OF BUSINESS

Room 2805, 28th Floor, China Resources Building
26 Harbour Road
Wanchai
Hong Kong
Tel: (852) 2573 8888
Fax: (852) 2507 2120
Website: www.ytrealtygroup.com.hk
Email: investors@ytrealtygroup.com.hk

EXTERNAL AUDITOR

Ernst & Young
Certified Public Accountants
Registered Public Interest Entity Auditor

PRINCIPAL BANKER

The Hongkong and Shanghai Banking Corporation
Limited
The Bank of East Asia, Limited

LEGAL ADVISER

Bermuda:
Conyers Dill & Pearman

Hong Kong:
Woo, Kwan, Lee & Lo
Ronald Tong & Co

REGISTRAR & TRANSFER OFFICE

Bermuda:
MUFG Fund Services (Bermuda) Limited
4th Floor North, Cedar House
41 Cedar Avenue
Hamilton HM 12
Bermuda

Hong Kong:
Tricor Abacus Limited
17/F, Far East Finance Centre
16 Harcourt Road
Hong Kong
Tel: (852) 2980 1700
Fax: (852) 2890 9350

SHARE LISTING

The Stock Exchange of Hong Kong Limited
Stock Code: 00075

On behalf of the board of directors (the "Board" or "Directors") of Y.T. Realty Group Limited (the "Company"), I am pleased to report the following results and operations of the Company together with its subsidiaries (collectively, the "Group") for the year ended 31 December 2023.

RESULTS

The audited consolidated net loss attributable to shareholders after tax for the year was HK\$30.1 million and the loss per share amounted to HK3.8 cents, as compared to net loss of HK\$476.0 million and the loss per share of HK59.5 cents for the year ended 31 December 2022.

DIVIDENDS

The Board does not recommend the payment of a final dividend for the year ended 31 December 2023 (2022: Nil). No interim dividend was paid during the year (2022: Nil).

NET ASSET VALUE

The consolidated net asset value attributable to equity holders of the Company as at 31 December 2023 was HK\$1,029.1 million (2022: HK\$1,053.0 million). The consolidated net asset value attributable to equity holders of the Company per share as at 31 December 2023 was HK\$1.29 based on 799,557,415 shares in issue as compared to HK\$1.32 per share based on 799,557,415 shares in issue as at 31 December 2022.

BUSINESS REVIEW

During 2023, despite social and economic activities have been restored to pre-COVID-19 level after the pandemic was under control around the world, the global economy was still very challenging due to high inflation in many major economies and geopolitical conflicts around the world especially Russia and Ukraine in Europe, and Israel and Palestine in the Middle-East. To counter high inflation rates, the U.S. and many countries had continued to increase interest rates during the year which caused hardship for economic recovery.

In Mainland China, the overall economic activities had improved as compared to the corresponding period in 2022 as pandemic restrictions were removed during the early part of 2023. During the year, the Central Government continued to provide accommodative monetary policy and necessary fiscal stimulus to boost economic recovery. Despite the magnitude of economic recovery was below expectation because of the continued trade and political tension with the U.S., Gross Domestic Product ("GDP") growth of about 5% was recorded for 2023. However, the property sector continued its weakness as many property developers have yet to resolve the credit and liquidity problems carried forward from previous years and there existed lack of confidence in the general market. In general, overall property sales and sales prices declined as compared to the previous year across sectors and regions on Mainland.

In the UK, the economy had resumed its pace to pre-pandemic level in terms of economic activities. However, the economic growth was affected by high inflation and rising interest rate. During the year, the property market was under pressure due to high borrowing cost. The property market in London where the Group has property investment was inevitably affected as well.

BUSINESS REVIEW (Continued)

In Hong Kong, the economy had finally recovered and picked up its pace as pandemic prevention measures and cross-border restrictions had been lifted during the early part of 2023. With improved economic activities and the Hong Kong government's supportive measures such as Consumption Vouchers Scheme to boost local spending and marketing efforts to promote Hong Kong for the tourism industry, Hong Kong had experienced real GDP growth as compared to the previous year and unemployment rate had dropped to encouraging low level. However, the overall property market was weak due to rising interest rates.

In 2023, the Group's total revenue amounted to HK\$7,274.4 million, representing an increase of 168.7% from HK\$2,707.0 million recorded in 2022. Revenue from property sale increased by 170.3% to HK\$7,246.2 million from HK\$2,681.2 million in 2022. Rental income from investment properties amounted to HK\$27.1 million, up 5.9% from HK\$25.5 million. Treasury management income amounted to HK\$1.1 million, increased 524.3% from HK\$0.2 million.

In 2023, the Group recorded a loss attributable to shareholders in the amount of HK\$30.1 million as compared to net loss of HK\$476.0 million in 2022. Loss per share for 2023 was HK3.8 cents (2022: loss per share HK59.5 cents). The substantial decrease in loss was mainly attributed to the increase in net profit as a result of the increase in revenue from sale of properties recognised in 2023, decrease in impairment losses of certain property development projects and gain from disposal of certain subsidiaries, and which is offset by the losses arising from revaluation of the Group's investment properties as compared to gains in the prior year.

Revaluation of the Group's investment properties resulted in a loss of HK\$132.9 million (2022: HK\$5.9 million gain). The change in value based on revaluation was reported in the consolidated statement of profit or loss.

Property Development and Trading

In 2023, the Group had pre-sales for three property projects in Sichuan, PRC. The aggregate contract sales in 2023 was approximately HK\$4,075.8 million (2022: HK\$4,017.1 million) and the revenue recognised amounted to HK\$7,246.2 million (2022: HK\$2,681.2 million) for the year.

The summary of contract sales in 2023 is as follows:

Projects	Location	Contract Sales RMB'M	Contract Sales GFA Sqm	Average Selling Price RMB/Sqm
Binjiang Wisdom City	Meishan, Sichuan	363.9	35,868	10,146
The City of Islands	Meishan, Sichuan	3,174.5	373,387	8,502
Rare Land	Chengdu, Sichuan	150.2	6,572	22,855

BUSINESS REVIEW (Continued)**Property Investment**

As at the end of 2023, the Group's major investment properties include 1 Harrow Place in London, UK and investment properties under construction in Sichuan, PRC.

Gross rental income for the year amounted to HK\$27.1 million, an increase of 5.9% as compared with last year's rental income of HK\$25.5 million. As at 31 December 2023, the occupancy rate of the Group's investment property in UK is 100%.

Treasury Management

In 2023, treasury management income amounted to HK\$1.1 million as compared to HK\$0.2 million recorded in 2022.

Material Disposal

On 22 November 2023, the Group entered into an agreement to dispose of the entire issued capital of Chengdu Runbin Corporate Management Co. Ltd. ("Chengdu Runbin"), an indirect wholly-owned subsidiary of the Group, Chengdu Runbin indirectly held 100% interest of the unsold portion of Group's development project known as Rare Land in Chengdu, Sichuan. The total consideration for the disposal was RMB1.96 million (equivalent to approximately HK\$2.14 million). Completion took place on 23 November 2023. Further details of the disposal were already disclosed in the relevant announcement dated 22 November 2023 issued by the Company.

LIQUIDITY AND FINANCIAL RESOURCES

As at 31 December 2023, the Group had net borrowing of HK\$1,012.3 million (2022: HK\$1,929.0 million), consisting cash and bank balances of HK\$997.5 million (2022: HK\$1,125.7 million) and total borrowings of HK\$2,009.8 million (2022: HK\$3,054.6 million). The gearing ratio of the Group was 98.4% (2022: 183.2%). The gearing ratio, if any, is calculated as the ratio of net borrowings to shareholders' funds.

As at 31 December 2023, the total cash and bank balances amounted to HK\$997.5 million (2022: HK\$1,125.7 million), approximately 96.7% (2022: 94.4%) was denominated in Renminbi ("RMB"), 1.6% (2022: 4.3%) in Hong Kong dollar ("HKD"), 1.1% (2022: 0.9%) in U.S. dollar, and 0.6% (2022: 0.4%) in British Pound Sterling.

As at 31 December 2023, the Group's total borrowings amounted to HK\$2,009.8 million (2022: HK\$3,054.6 million) which is secured by the pledge of certain property interest and equity interests in certain subsidiaries of the Group, and certain amount of the Group's total borrowings is guaranteed by the Company. Approximately 77.8% (2022: 86.3%) of total borrowings was denominated in RMB and 22.2% (2022: 13.7%) in HKD. The Group proactively managed its financial resources and devised appropriate funding plan for working capital and capital expenditure.

LIQUIDITY AND FINANCIAL RESOURCES (Continued)

The maturity profile of the Group's bank and other borrowings as at 31 December 2023 is as follows:

	RMB HK\$'M	HKD HK\$'M	Total HK\$'M	Percentage
Repayable:				
Within one year or on demand	219.5	–	219.5	10.9%
In the second year	230.5	446.0	676.5	33.7%
In the third to fourth years, inclusive	<u>1,113.8</u>	<u>–</u>	<u>1,113.8</u>	<u>55.4%</u>
Total	<u><u>1,563.8</u></u>	<u><u>446.0</u></u>	<u><u>2,009.8</u></u>	<u><u>100.0%</u></u>

The Group has its major property business operations in Mainland China and UK. Therefore, it is subject to foreign exchange rate fluctuation of Renminbi and British Pound Sterling.

CONTINGENT LIABILITIES/FINANCIAL GUARANTEES

As at 31 December 2023, the Group provided financial guarantees to certain banks in respect of mortgage facilities provided for certain purchasers of the Group's properties in Mainland China amounting to HK\$7,338.2 million (2022: HK\$5,033.5 million).

Save as disclosed above, the Group did not have any contingent liabilities as at 31 December 2023 (2022: Nil).

PROSPECTS AND STRATEGIES

For the coming year, it is anticipated that the global economy will be challenging and volatile. Even though inflation has decreased from its high in 2023 and the cycle of interest rate increases may reach its peak in the U.S. and many major economies, but high level of interest rate is expected to continue until the U.S. Federal Reserve begins to make downward adjustment on interest rate based on solid evidence that inflation is within the desired range. In addition, uncertainties surrounding Russia-Ukraine war and the Middle East geopolitical conflicts will continue to undermine economic recovery.

In Mainland China, the economic outlook in 2024 depends on a number of key factors, such as domestic policies, the global economic conditions, and the international trade environment. It is expected that the Central Government will continue its effort to provide proactive and accommodative monetary policy and fiscal stimulus to ensure stable economic growth. To revive and support the property market, more supportive policies and measures by Central Government are expected to be put in place as the property market is very vital to the overall economy. With the support from the Central Government to boost confidence for the economy, it is anticipated that the property market will gradually recover and improve in the long run.

PROSPECTS AND STRATEGIES (Continued)

In the UK, the economic growth will continue to be dampened by inflation and high interest rate environment though reduction in interest rate is expected during 2024. It is anticipated that economic growth will be volatile and the general property market will remain weak. The property market in London will still be under pressure even it is relatively more resilient as compared to other regions in the UK.

In Hong Kong, it is anticipated that the pace of economic growth will be affected by the interest rate cycle of the U.S.. The general local market conditions and tourism will be affected by the economic growth of Mainland China. It is expected that the property market across sectors will remain weak due to high interest rate.

In anticipation of the challenging economic environment, the Group will continue to adopt prudent and proactive approach for its business operations and development. The Group will look for business opportunities in property markets with stable and long-term economic prospects for sustainable growth, and endeavor to enhance the returns for our shareholders in the long run. The Group will continue its efforts in the property business in Mainland China which is expected to improve gradually with supportive measures by the government to ensure healthy economic growth.

STAFF

As at 31 December 2023, the Group employed 288 staff members. Staff remuneration is reviewed by the Group from time to time. In addition to salaries, the Group provides staff benefits including medical insurance, pension scheme and discretionary vocational tuition/training subsidies. Share options and bonuses are also available to employees of the Group at the discretion of the Directors depending upon the financial performance of the Group.

APPRECIATION

I would like to take this opportunity to thank our shareholders and business partners for their continuing support, and the Group's dedicated management and staff for their valuable contributions during the past year.

Wong Hy Sky

Chairman and Managing Director

Hong Kong, 27 March 2024

EXECUTIVE DIRECTOR/SENIOR MANAGER

Wong Hy Sky (former English name: Huang Yun), aged 52, was appointed as Executive Director of the Company on 15 October 2019 and has further assumed the roles of Chairman and Managing Director of the Company since 10 November 2021. He is members of the Executive Committee and the Remuneration Committee of the Company, as well as a member and chairman of the Nomination Committee of the Company. He also holds directorships in certain other members of the Group. Mr. Wong has more than 20 years of extensive experience in investments, operations and business management, and is particularly passionate about promoting enterprise innovation. He is a pragmatic entrepreneur and has experience in forming joint ventures with large enterprises to jointly operate and develop the markets. He has engaged in various businesses including comprehensive large-scale real estate development, infrastructure construction, oil and natural gases, and fast-moving consumer goods. He is a director of Joybeam Global Limited and Ever Lead Developments Limited, which are companies disclosed in the section headed "Other Persons' Interests and Short Positions" contained in the Directors' Report of this annual report.

Yuen Wing Shing, aged 77, was appointed as Executive Director of the Company on 28 September 2000 and is a member of the Executive Committee of the Company and director of certain other members of the Group. Mr. Yuen holds a diploma in management studies awarded jointly by the then Hong Kong Polytechnic and Hong Kong Management Association in 1986. Prior to joining the Company, he had held senior management positions with a major bank in Hong Kong for over 20 years. He is an executive director of The Cross-Harbour (Holdings) Limited ("Cross-Harbour") and a Shareholder Supervisor of the seventh session of the Supervisory Board of Shengjing Bank Co., Ltd. ("Shengjing"). He served as an executive director and managing director of Planetree International Development Limited (formerly known as Yugang International Limited, "Planetree") until 30 April 2019 and as a non-executive director of Shengjing until 20 October 2020. Cross-Harbour, Shengjing and Planetree are public listed companies in Hong Kong.

Liu Jie, aged 42, was appointed as Executive Director of the Company on 30 May 2022 and is a member of the Executive Committee of the Company and supervisor of certain other members of the Group. He has been the Chief Planning Officer of an indirect wholly-owned subsidiary of the Company since November 2021 and is currently responsible for brand and marketing planning for the Group. Prior to joining the Group, Mr. Liu served as brand development and planning director of a number of branded real estate companies and has extensive management experience in the real estate industry.

INDEPENDENT NON-EXECUTIVE DIRECTOR

Luk Yu King, James, aged 69, was appointed as Independent Non-executive Director of the Company on 10 September 2007 and is a member and the chairman of the Audit Committee of the Company. Mr. Luk graduated from The University of Hong Kong with a bachelor of science degree. He is a fellow of the Association of Chartered Certified Accountants, an associate of the Hong Kong Institute of Certified Public Accountants and an ordinary member of the Hong Kong Securities and Investment Institute. He has over 15 years of experience in corporate finance and in securities & commodities trading business, working with international and local financial institutions. Mr. Luk is currently an independent non-executive director of C C Land Holdings Limited and also served as an independent non-executive director of Cross-Harbour and Planetree until 22 May 2023 and 30 April 2019 respectively.

Leung Yu Ming, Steven, aged 64, was appointed as Independent Non-executive Director of the Company on 1 October 2007 and is a member of the Audit Committee and the Nomination Committee of the Company, as well as a member and chairman of the Remuneration Committee of the Company. Mr. Leung received his bachelor of social science degree from The Chinese University of Hong Kong and master's degree in accountancy from Charles Sturt University of Australia. He is a fellow of the Institute of Chartered Accountants in England and Wales, the Association of Chartered Certified Accountants, the Hong Kong Institute of Certified Public Accountants and The Taxation Institute of Hong Kong. He is also a certified practising accountant in Australia and a practising certified public accountant in Hong Kong. Mr. Leung commenced public practice in auditing and taxation in 1990 and is currently a senior partner in a CPA firm. He has over 30 years of experience in assurance, financial management and corporate finance, having previously worked as assistant vice president in the International Finance and Corporate Finance Department of Nomura International (Hong Kong) Limited. He is an independent non-executive director of Cross-Harbour, C C Land Holdings Limited and Suga International Holdings Limited, all being public listed companies in Hong Kong, and served as an independent non-executive director of Planetree until 30 April 2019.

Lai Degang, aged 56, was appointed as Independent Non-executive Director of the Company on 10 August 2023 and is a member of the Audit Committee, the Nomination Committee and the Remuneration Committee of the Company. Mr. Lai obtained a master's degree in business administration from the University of Electronic Science and Technology of China and was qualified as a national first-class construction engineer in China in 2005. He has over 30 years of working experience in construction, real estate development and hotel management business.

This report sets out the Company's application in the year to 31 December 2023 of the Corporate Governance Code (the "CG Code") set out within Appendix C1 to the Rules Governing the Listing of Securities (the "Listing Rules") on The Stock Exchange of Hong Kong Limited (the "Exchange"). To ensure that governance standards are met, and that processes are in place to ensure continuous improvements, the full board assumes the corporate governance duties rather than delegates the responsibility to a committee. The Board is responsible for discharging the corporate governance functions prescribed under the CG Code.

(A) CORPORATE GOVERNANCE PRACTICE

During the year, the Board conducted an annual review of (a) the Company's policies and practices on corporate governance; (b) the training and continuous professional development of Directors (including executive Directors who are senior management of the Company); (c) the Company's policies and practices on compliance with legal and regulatory requirements; and (d) the conduct codes applicable to employees and Directors. The Board also reviewed the Company's compliance with the CG Code at regular intervals and relevant disclosure in the interim report and in this report. In the opinion of the board, the Company complied with the principles and the code provisions of the CG Code in all respects throughout the year save for the deviations from C.2.1 and C.3.3.

(B) SECURITIES DEALINGS BY DIRECTORS

Directors' dealings are governed by a code adopted by the Company (the "Securities Code") (of which the Model Code for Securities Transactions by Directors of Listed Issuers set out within Appendix C3 to the Listing Rules as amended from time to time (the "Model Code") forms part). Each Director will be given a copy of the Securities Code at the time of his appointment, and a copy of any revised Securities Code thereafter in a timely manner. Directors will be notified in advance of the commencement of each period during which they are not allowed to deal in the Company's securities with reminders of their obligations under both codes.

All Directors confirmed that they had complied with the required standard set out within the Model Code and the Securities Code throughout the year.

The Company has also adopted a code for relevant employees regarding securities transactions on terms no less exacting than the Model Code. Relevant employees will be notified in advance of the commencement of each period during which they are not allowed to deal in the Company's securities with reminders of their obligations under the code.

(C) BOARD OF DIRECTORS

The Board is responsible for the management of the Company on behalf of its shareholders. Key responsibilities include formulation of the Group's overall strategies, setting of management targets, supervision of management performance and discharging the corporate governance functions. Directors being pillars of corporate governance act at all times honestly and exercise care, diligence and skill in the discharge of their duties. The Board is collectively responsible for promoting the success of the Company and seeks to balance broader stakeholder interests and those of the Group.

(C) BOARD OF DIRECTORS (Continued)**Board Composition**

As at the date of this report, the Board comprises six Directors including three executive Directors and three independent non-executive Directors. The Board members are listed below:

Executive Directors

Wong Hy Sky (*Chairman and Managing Director*)

Yuen Wing Shing

Liu Jie

Independent Non-executive Directors

Luk Yu King, James

Leung Yu Ming, Steven

Lai Degang

Brief biographical details of the current Directors appear in the Directors and senior management section on pages 7 and 8.

Appointment and Re-election of Directors

The Company has no formal letters of appointment for Directors except Wong Hy Sky and Lai Degang setting out the key terms and conditions of their appointment and has therefore deviated from C.3.3 of the CG Code. This notwithstanding, every Director, including those appointed for a specific term, shall be subject to retirement by rotation, removal, vacation or termination of the office as a director, and disqualification to act as a director in the manner specified in the Company's bye-laws, applicable laws and the Listing Rules. Shareholders are sent (at the same time as the notice of the relevant general meeting) a circular containing all the information reasonably necessary to enable them to make an informed decision on whether to vote for or against the ordinary resolution to approve the re-election of each retiring Director who stands for re-election at the meeting, including the information required to be disclosed pursuant to Rule 13.51(2) of the Listing Rules.

Delegations to Board committees and management

The Board is ultimately accountable for the Group's activities, strategies and financial performance, which includes formulating business development strategies, directing and supervising the Group's affairs, reviewing the financial statements of the Company, approving quarterly reports, interim reports, annual reports and announcements of quarterly results, interim results and annual results, considering dividend policy, reviewing the effectiveness of the risk management and internal control systems and so on.

(C) BOARD OF DIRECTORS (Continued)

Delegations to Board committees and management (Continued)

The Board has established three committees, namely, the Remuneration Committee, the Nomination Committee and the Audit Committee with written terms of reference set out in accordance with the CG Code. More details of these committees are set out in separate sections of this report.

The Board delegates necessary powers and authorities to management to facilitate the efficient day to day management of the Group's business. There is a written statement of matters reserved for the Board and those delegated to management. These arrangements are reviewed on an annual basis to ensure that they remain appropriate to the needs of the Company. In addition, the Board delegates to the Remuneration Committee authorities to determine remuneration for individual executive Directors and members of senior management.

Independent non-executive Directors

In compliance with Rules 3.10(1) and (2), and 3.10A of the Listing Rules, the Company has appointed three independent non-executive Directors representing not less than one-third of the Board with all of them having appropriate professional qualifications or accounting or related financial management expertise. The Company has, through the Nomination Committee, reviewed the independence of, and received the confirmation of independence from each of Luk Yu King, James, Leung Yu Ming, Steven and Lai Degang, and considers all of them are independent in accordance with the guidelines set out in Rule 3.13 of the Listing Rules notwithstanding that Luk Yu King, James and Leung Yu Ming, Steven had all served as independent non-executive Directors for more than 9 years with the Company.

Supply of and access to information

The Board and individual Directors have separate and independent access to senior management at all times. The management ensures that the Board and its committees receive adequate information, board papers and related materials in a timely manner to enable them to make informed decisions. All Directors have access to the advice and services of the company secretary, who is responsible to the Board to ensure that board procedures are being followed and that applicable rules and regulations are being complied with. Every Director or Board committee member can seek independent professional advice in appropriate circumstances at the Company's expense.

Liability Insurance for Directors

The Company has arranged appropriate directors' and officers' liability insurance coverage for the Directors and officers of the Group in respect of possible relevant actions against the Directors and officers.

(C) BOARD OF DIRECTORS (Continued)**Directors' Continuous Professional Development**

All Directors are encouraged to attend relevant training courses at the Company's expense. All Directors are regularly provided with information in respect of the Group's latest business development and the latest development regarding the Listing Rules and other applicable statutory and regulatory requirements to facilitate their effective performance of directors' duties and ensure compliance and maintenance of good corporate governance practices. During the year, all Directors had participated in seminars and/or studied materials for developing and refreshing their knowledge and skills. The Company has received from all Directors their respective training records for the year, as set out below.

Directors' Attendance Records At Meetings and Training

During the year, the attendance records of each member of the Board and Board committees at the respective meetings and their training records during the year are as follows:

	Number of meetings attended/held					Training
	Board Meeting	Audit Committee Meeting	Remuneration Committee Meeting	Nomination Committee Meeting	2023 Annual General Meeting	
Executive Directors:						
Wong Hy Sky	5/5	–	1/1	1/1	1/1	B
Yuen Wing Shing	5/5	–	–	–	1/1	B
Liu Jie	5/5	–	–	–	1/1	B
Independent Non-executive Directors:						
Luk Yu King, James	5/5	3/3	–	–	1/1	A & B
Leung Yu Ming, Steven	5/5	3/3	1/1	1/1	1/1	A & B
Lai Degang*	2/2	2/2	–	–	–	A & B
Ng Kwok Fu [#]	4/4	2/2	1/1	1/1	1/1	N/A

* Lai Degang was appointed on 10 August 2023

[#] Ng Kwok Fu resigned on 8 September 2023

A: attending seminars and/or conferences and/or forums relating to directors' duties

B: reading newspaper, journals and updates relating to the economy general business or directors' duties etc.

(D) CHAIRMAN AND MANAGING DIRECTOR

The Company has deviated from C.2.1 of the CG Code to the extent that the roles of chairman and chief executive are performed by Wong Hy Sky (“Mr. Wong”). Having considered the existing structure and composition of the Board and operations of the Group, the Board believes that vesting the roles of both chairman and managing director in Mr. Wong facilitates the effective implementation and execution of its business strategies by, and ensure a consistent leadership for, the Group. Further, a balance of power and authority between the Board and management can be ensured by the operation of the Board, whose members (including the three independent non-executive Directors) are individuals of high calibre with ample experience, such that the interests of shareholders can be safeguarded. The Company will continue to review the structure and composition of the Board from time to time to ensure that a balance of power and authority between the Board and management is appropriately maintained for the Group.

(E) NON-EXECUTIVE DIRECTORS

Save for Lai Degang who was appointed for a term of three years, no formal letters of appointment for non-executive Directors. Every Director, including those appointed for a specific term, shall be subject to retirement by rotation, removal, vacation or termination of the office as a director, and disqualification to act as a director in the manner specified in the Company’s bye-laws, applicable laws and the Listing Rules.

(F) BOARD COMMITTEES

The Board is supported in its decisions by the four principal committees described below. The terms of reference of all except the Executive Committee are available on the website of the Company.

The Executive Committee

In directing and supervising the Company’s affairs, the Board is supported by the Executive Committee whose membership is exclusive to executive Directors. There are three executive Directors in office as shown in the corporate information section on page 1 of this annual report.

The Executive Committee is vested with the powers of the Directors by the Company’s bye-laws or that are otherwise expressly conferred upon it, as defined by its terms of reference.

The Remuneration Committee

The Remuneration Committee was established with written terms of reference. The Remuneration Committee currently has three members comprising two independent non-executive directors, namely Leung Yu Ming, Steven (chairman of Remuneration Committee) and Lai Degang and an executive director, namely Wong Hy Sky.

(F) BOARD COMMITTEES (Continued)**The Remuneration Committee** (Continued)

The Remuneration Committee supports the board in determining the remuneration packages of individual executive directors and senior management. It further assists the board in making recommendations on the Company's remuneration policy and structure for all directors and senior management, in reviewing and approving the management's remuneration proposals as well as in making recommendations on the remuneration of non-executive directors.

The Group's remuneration approach seeks to attract, motivate and retain the executive talent that is essential for the implementation of its business strategy towards sustained and long-term returns for shareholders. Its remuneration structure comprises fixed and variable components, including salaries, discretionary bonuses, pension scheme contributions and share options. The emoluments received by every executive Director and senior executive are determined with reference to individual and company performance, industry specific remuneration benchmarks and prevailing market conditions, subject to annual assessment. The Remuneration Committee recommends non-executive Director fees annually, based on market practices, time commitment and level of responsibility. These recommendations are then put to a meeting of the Board for approval. The Remuneration Committee met once during the year.

During the year, The Remuneration Committee reviewed and approved the management's remuneration proposals. It also reviewed, among other matters, directors' fees and remuneration policy and structure. The Remuneration Committee made recommendation to the board on the director fee of a newly appointed independent non-executive director and fixed the remuneration packages of individual executive directors, focusing on salary levels in comparator companies and role, responsibility and performance of the individual executive director so as to align management incentives with shareholders' interests.

The Group adopted the following main principles in determining the Directors' remuneration:

- No individual should determine his own remuneration;
- Remuneration should be broadly aligned with companies with whom the Group competes for human resources; and
- Remuneration should reflect performance and responsibility with a view to motivating and retaining high performing individuals and enhancing the value of the Company to the shareholders.

The Remuneration Committee is confident that the remuneration policy, which was applied in the year under review and is expected to be applied in future years and beyond, supports the Company's goals and objectives.

(F) BOARD COMMITTEES (Continued)

The Nomination Committee

The Nomination Committee was established with written terms of reference. The Nomination Committee currently has three members comprising an executive director, Wong Hy Sky (chairman of Nomination Committee) and two independent non-executive directors, namely Leung Yu Ming, Steven and Lai Degang.

The Nomination Committee supports the board in formulating and implementing the policy for the nomination of directors; in assessing the independence of independent non-executive directors and in advising on directors' appointment or re-appointment and the management of board succession. Its primary role is to recruit, screen and recommend board candidates for election by shareholders to ensure that the right mix of talent, skills and experience, as well as diversity on the board, is retained. The Nomination Committee met once during the year.

The Nomination Committee held its annual meeting in January 2023 to review the board composition and independence of independent non-executive directors, and considered the suitability of those retiring directors standing for re-election at the next annual general meeting as well as the need for a director succession plan. The Nomination Committee also reviewed the Nomination Policy and the Board Diversity Policy and discussed the objectives set for implementing the latter, and noted that the appropriate level of diversity on the board had been achieved. The Nomination Committee recommended to the board to make corresponding changes to the structure of the board in accordance with the current Corporate Governance Code before expiration of the relevant period. The Nomination Committee also recommended to the board on the appointment of an independent non-executive directors in August 2023.

According to the Nomination Policy adopted by the Company, the Nomination Committee shall review the structure, size, composition and diversity (including the evaluation of skills, knowledge, professional experience, cultural and educational background, gender and age of the Board members and assessment on the independence of the independent non-executive Directors) of the Board at least annually. It is responsible for making recommendations on any proposed changes to the Board to complement the Company's corporate strategy and succession planning for the Directors from time to time and selecting suitable and qualified individuals to become Board members. In evaluating and selecting candidate(s) for directorship, the Nomination Committee considers various factors including but not limited to: the character and integrity; skills and expertise; professional and educational background; potential time commitment for the Board and/or committee responsibilities; and the elements of our Board Diversity Policy as stated on page 21 of this annual report etc. The Nomination Committee makes recommendation to the Board to appoint the appropriate person among the candidates nominated for directorship. The Board appoints suitable candidate(s) in accordance with the Bye-laws of the Company and the Listing Rules.

(F) BOARD COMMITTEES (Continued)**The Audit Committee**

The Audit Committee was established with written terms of reference. It currently comprises three independent non-executive Directors namely, Luk Yu King, James (chairman of the Audit Committee), Leung Yu Ming, Steven and Lai Degang. The Audit Committee acts as the key representative body for overseeing the Company's relations with the external auditor. It supports the Board in monitoring the Company's financial information and whistleblowing procedures for employees, and oversees the Group's financial reporting system, risk management and internal control systems.

Meetings of the Audit Committee are held at least biannually with the external auditor, Ernst & Young, and triannually with management. The Audit Committee met three times during the year.

During the year, the Audit Committee approved the remuneration and terms of engagement of Ernst & Young and considered their suitability for re-appointment. It examined Ernst & Young's independence and objectivity, having regard to any non-audit services, and the effectiveness of the audit process. The Audit Committee was satisfied that Ernst & Young had demonstrated the independence and objectivity required for external auditors and that the audit process had been effective. The Audit Committee also reviewed the Company's financial statements and half-yearly and annual results, and discharged its other duties under the CG Code, including reviewing the risk management and internal control systems, the effectiveness of the internal audit function as well as the non-audit services policy and the whistleblowing policy.

As disclosed in the Risk Management and Internal Control section on pages 17 to 20 of this annual report, the Audit Committee plays a vital role in monitoring the Group's risk management and internal control systems. This was done through regular meetings of the Audit Committee with Ernst & Young and with the internal audit function (whether or not in the presence of management) during the year, in which the Audit Committee engaged discussions on the risk areas identified (including ESG risks), and reviewed any key findings related to risk assessment as well as arising from the internal and external audit.

In the opinion of management, adequate risk management and internal control systems had been in place and maintained properly throughout the year to ensure the effectiveness and efficiency of operations; to safeguard assets against unauthorised use and disposition; to ensure the maintenance of proper accounting records and the truth and fairness of the financial statements; to allow proactive management of the relevant risks identified; to allow fair and independent investigation of possible improprieties in financial reporting, internal control or other matters and appropriate follow-up action; and to ensure compliance with relevant legislation and regulations. Management was of the further views that there had been no changes, since the last annual review, in the nature and extent of significant risks; that the Company was able to respond to changes to its business and the external environment and its processes for financial reporting and Listing Rules compliance were effective; that the resources, staff qualifications and experience, training programmes and budget of the Group's accounting, internal audit and financial reporting function were adequate. For the year under review, no significant control failings or weaknesses were identified and there revealed no significant areas of improvement or modification which were required to be brought to the attention of the Audit Committee.

(F) BOARD COMMITTEES (Continued)

The Audit Committee (Continued)

The Audit Committee concurred with the above findings, and was satisfied that management had performed its duty to have effective systems. The Audit Committee further noted that there was no conflict between internal audit and external audit, and the internal audit function was still adequately resourced and effective and had appropriate standing within the Company, during the year. Recommendations were made to the Board on the re-appointment of Ernst & Young as the external auditor of the Company for the ensuing year and on the submission of the 2023 annual accounts for shareholder approval at the forthcoming annual general meeting.

(G) COMPANY SECRETARY

The Company Secretary supports the Chairman, the Board and Board committees by ensuring good information flow within the Board and that Board policy and procedures are followed. The Company Secretary reports to the Board and assists the Board in functioning effectively and efficiently. The Company Secretary also advises the Board on governance matters and facilitates the induction and professional development of Directors.

Chan Sau Mui Juanna was appointed as the Company Secretary with effect from 28 February 2023. During the year, she has undertaken not less than 15 hours of relevant professional training in compliance with Rule 3.29 of the Listing Rules.

(H) RISK MANAGEMENT AND INTERNAL CONTROL

The Board is responsible for ensuring that the Group maintains appropriate and effective risk management and internal control systems (the "Systems") to safeguard shareholders' investment and the Company's assets and hence for taking reasonable steps to prevent and detect fraud and other irregularities. The Company has in place a risk management structure, comprising the Board, the audit committee, the internal audit function and management. The Board evaluates and determines the nature and extent of the risks (including ESG risks) that should be taken in achieving the Company's strategic objectives, and oversees management in the design, implementation and monitoring of the Systems, through the Audit Committee and the internal audit function, and management provides a confirmation to the Board on the system effectiveness.

While acknowledging responsibility for the Systems and for reviewing their effectiveness, the Board recognises that they are designed to assist the Company in managing, rather than eliminating, the risk of failure to achieve its business objectives, and can only provide reasonable and not absolute assurance against material misstatement or loss.

(H) RISK MANAGEMENT AND INTERNAL CONTROL (Continued)

The review of the Systems is an ongoing process, being conducted in turn by management, by the internal audit function and the Audit Committee, and, ultimately, by the Board. Each year, the Audit Committee receives an internal audit report and a management report with respect to the operational aspects of internal controls over the areas of key risk identified. Any material internal control defects, and recommendations for resolving the defects, are identified and made to the Board as appropriate. Based on those reports, the Audit Committee conducts relevant review and reports to the Board, highlighting any areas where action or improvement is needed. The Board reviews the effectiveness of the Systems, taking into account the views and recommendations of the Audit Committee, and reports to shareholders by way of disclosure in this report.

The Board scheduled a meeting in November 2023 and an additional meeting in March 2024 and reviewed the Company's compliance with the risk management and internal control code provisions during the year. The review covered all material controls, including financial, operational and compliance controls, and gave particular consideration to the items under D.2.2 and D.2.3 of the CG Code. They are: (a) the adequacy of resources, staff qualifications and experience, training programmes and budget of the Company's accounting, internal audit, financial reporting functions and ESG performance and reporting; (b) the changes in the nature and extent of significant risks (including ESG risks), and the Company's ability to respond to changes to its business and the external environment; (c) the scope and quality of management's ongoing monitoring of risks (including ESG risks) and of the internal control systems, and the work of its internal audit function; (d) the extent and frequency of communication of monitoring results to the Audit Committee; (e) significant control failings or weaknesses and their impacts on the Company's financial performance or condition; and (f) the effectiveness of the Company's processes for financial reporting and Listing Rules compliance. Nothing wrong or improper with respect to any of the foregoing items was noted on both occasions.

The Company's process for identifying, evaluating, and managing significant risks, as well as the main features of the Systems, are described in the sub-section headed "Risk Management Process" below. In addition, the Company has adopted procedures and internal controls governing the handling and dissemination of inside information, as described in the sub-section headed "Handling and Dissemination of Inside Information" below.

The risk management process and the procedures and internal controls for the handling and dissemination of inside information were in place throughout the year up to the date of this report.

(H) RISK MANAGEMENT AND INTERNAL CONTROL (Continued)

Risk Management Process

The Board acknowledges that its risk assessment process provides a reliable basis for determining appropriate risk responses. The business operation of the Group exposes the Group to various risks (including ESG risks). The Board is responsible for identifying and assessing risks so that appropriate risk management policies and strategies can be defined to deal with the risks identified. Management seeks to have risk management features embedded in our business operations as well as in functional areas such as property investment, property development and trading, property management, treasury, legal and finance.

The risk management process includes the establishment of risk context (strategic, organisational and operational), the identification of risk factors, the analysis and evaluation of risk levels and the related impacts on the business performance of the Group, prioritisation of risk factors, selection and implementation as well as evaluation of the control mechanisms/activities which contribute to mitigating the risk of business disruptions or non-compliance with applicable rules and regulations. The management is delegated to perform risk assessment by reviewing and updating the risk profiles. The scope of risk review of the Group includes strategic, compliance, operations and financial risks, which are further divided into various risk categories, risk titles and descriptions. Since the risk profile may vary and may be valid for only a certain period of time, the management is responsible for monitoring any risk changes as well as the effectiveness of the related control mechanisms and/or control activities by conducting reviews on the overall risk profile on an as-needed basis but at least once a year.

The Board, together with the Audit Committee and the internal audit function, regularly assesses the effectiveness of the systems established and maintained by management and ensures that management has performed its duty to have effective systems.

Handling and dissemination of Inside Information

The Board is responsible for ensuring the Group's compliance with its disclosure obligations regarding inside information and has appointed a disclosure group with specific designated duties to assist it in, among other things, overseeing and co-ordinating the disclosure of inside information. The procedures and internal controls for the handling and dissemination of inside information are given in the policy (the "PSI Policy") adopted by the Company to ensure that it is able to meet relevant obligations under Part XIVA of the Securities and Futures Ordinance (Cap. 571) (the "SFO"). The PSI Policy applies to the Directors, officers and employees of the Group.

(H) RISK MANAGEMENT AND INTERNAL CONTROL (Continued)**Handling and dissemination of Inside Information** (Continued)

Under the PSI Policy, the Company must disclose inside information to the public by way of an announcement as soon as reasonably practicable unless the information falls within any of the safe harbours described under the SFO. Any Director, officer or employee who becomes aware of a matter, development or event that he or she considers to be, or potentially to be, inside information shall report it promptly to the disclosure group. Before the relevant information is fully disclosed to the public, the disclosure group should take reasonable precautions to ensure that the information is kept strictly confidential. Where it is believed that the necessary degree of confidentiality cannot be maintained or that confidentiality may have been breached, the information should be disclosed immediately to the public. If the disclosure group needs time to clarify the details of, and the impact arising from, an event or a set of circumstances before it is in a position to issue a full announcement to properly inform the public, the disclosure group should consider issuing a “holding announcement” which details as much ascertainable information of the subject matter as possible and sets out the reasons why a fuller announcement cannot be made. Following a holding announcement, the disclosure group should ensure that a full announcement is made as soon as reasonably practicable. In the event that confidentiality has not been maintained and it is not able to make a full announcement or a holding announcement, the disclosure group should consider applying for a suspension of trading in the Company’s securities, subject to approval of the Board, until disclosure can be made. All inside information related announcements must be properly approved by the Board before publication, and all unpublished inside information must be kept in strict confidence until a formal announcement is made. The disclosure group must further ensure that access to unpublished inside information is given only to employees on a “need-to-know” basis for discharging their duties. Apart from reporting to the disclosure group, every Director, officer or employee who possesses or has been given access to unpublished inside information must not disclose, discuss or share such information to or with any other parties within or outside the Group. The PSI Policy also sets out the criteria for advance disclosure of inside information to certain categories of people as may be necessary in the circumstances. In this case, the disclosure group should monitor the situation so that disclosure may be made as soon as reasonably practicable if there is any leakage of information.

Directors, officers and employees must refrain from dealing in the shares of the Company at any time when they are in possession of unpublished inside information. Securities dealings are governed by the Securities Codes applicable to Directors and relevant employees (within the meaning of the CG Code).

(I) AUDITOR'S REMUNERATION AND AUDITOR RELATED MATTERS

During the year, the remuneration paid/payable to the Company's auditor, Ernst & Young, is set out below:

	Fee paid/payable <i>HK\$'000</i>
Audit services	2,450
Non-audit services*	<u>666</u>
Total	<u><u>3,116</u></u>

* Such services included the agreed-upon procedures engagements for the Group's interim report and preliminary annual result announcement, other non-audit professional services and tax advisory services.

(J) DIVERSITY**Board Diversity Policy**

The Company recognises and embraces the benefit of having a diverse board, and sees increasing diversity at board level as an essential element in maintaining a competitive advantage and achieving long-term sustainable growth for the Group. A balanced and diversified board brings a broad range of views to bear upon discussions and critical decision-making, and balances against "group thinking". Our Board Diversity Policy is multi-faceted stressing business experience, skill-sets, knowledge and professional expertise in addition to gender, ethnicity and age. The said elements have substantially been included in the current board composition. Having reviewed the board composition, the Nomination Committee recognises the importance and benefits of the gender diversity at the board level and shall continue to identify at least one female candidate to fulfill the compliance of Rule 13.92 of the Listing Rules by end of 2024.

The gender ratio in the workforce

Employment of the Group is based on merit and attributes that the selected candidates will bring to the Group to complement and expand the competencies, experience and perspectives. The Company considers the concept of diversity incorporates a number of different aspects, such as professional experiences, business perspectives, skills, knowledge, gender, age, cultural and educational background and ethnicity.

As at 31 December 2023, the gender ratio in the workforce of the Group was 63.2% (male) and 36.8% (female). The Company will take opportunities to increase the proportion of female employees over time when selecting and making recommendations on suitable candidates for employment. The Company ensures that appropriate balance of gender diversity is achieved with reference to stakeholders' expectation.

(K) DIRECTORS' AND AUDITOR'S RESPONSIBILITIES FOR THE CONSOLIDATED FINANCIAL STATEMENTS

The Directors acknowledge their responsibilities for the preparation of the consolidated financial statements which give a true and fair view in accordance with statutory requirements and applicable accounting standards. The statement of the Company's auditor about its reporting responsibilities on the consolidated financial statements is set out in the "Independent Auditor's Report" on pages 66 to 71 of this annual report.

(L) SHAREHOLDERS ENGAGEMENT

The Board has established a shareholders' communication policy which sets out the Company's approach to maintain an on-going dialogue with its shareholders and potential investors. The policy is reviewed annually to ensure its effectiveness.

(M) SHAREHOLDERS' RIGHTS

An annual general meeting shall be held in every year. General meetings which are not annual general meetings are known as special general meetings as referred to in the procedures described below. These procedures are subject to the bye-laws of the Company, the Bermuda Companies Act 1981 and applicable legislation and regulations.

Convening a special general meeting

1. Shareholders holding at the date of deposit of the requisition not less than one-tenth (1/10) of the paid-up capital of the Company carrying the right to vote at general meetings of the Company shall at all times have the right to require a special general meeting to be called by the Board for the transaction of any business specified in such requisition by written requisition.
2. A requisition referred to above must state the purposes of such meeting and must be signed by the requisitionist(s) and deposited at the Company's registered office in Bermuda, and may consist of several documents in like form, each signed by one or more requisitionist(s). To ensure that the requisition is received by the Company at the earliest opportunity, the requisitionist(s) is/are urged to deposit also a copy of the signed requisition at the Company's principal place of business in Hong Kong (for the attention of the Board or the company secretary).
3. If the directors do not within twenty-one (21) days from the date of the deposit of the requisition proceed duly to convene a special general meeting to be held within two (2) months after the deposit of the requisition, the requisitionist(s), or any of them representing more than one-half (1/2) of the total voting rights of all of them, may themselves convene a meeting and be repaid by the Company for any reasonable expenses incurred by reason of the failure of the directors duly to convene a meeting as aforesaid provided that any meeting so convened by the requisitionist(s) shall not be held after the expiration of three (3) months from the said date.

(M) SHAREHOLDERS' RIGHTS (Continued)

Convening a special general meeting (Continued)

4. Other than an adjourned meeting, pursuant to the bye-laws of the Company and the Listing Rules,
 - (1) a special general meeting called for the passing of a special resolution shall be called by at least twenty-one (21) clear days and not less than ten (10) clear business days written notice. All other special general meetings may be called by at least fourteen (14) clear days and not less than ten (10) clear business days written notice.
 - (2) any special general meeting may be called by shorter notice than that specified in subsection (1) if it is so agreed by a majority in number of the shareholders having the right to attend and vote at the meeting, being a majority together holding not less than ninety-five per cent (95%) in nominal value of the shares giving that right.

Putting forward proposals at general meetings

1. In addition to the right to requisition a special general meeting, shareholders have also the right to request circulation of resolutions which may properly be moved at an annual general meeting. Any number of shareholders representing not less than one-twentieth (1/20) of the total voting rights of all the shareholders having at the date of the requisition a right to vote at the general meetings; or not less than one hundred (100) shareholders, shall (unless otherwise resolved by the Company) at their own expense have the right by written requisition: (a) to require notice of any resolution which may properly be moved and is intended to be moved at the next annual general meeting to be given to shareholders; and/or (b) to request for circulation to shareholders any statement of not more than one thousand (1,000) words with respect to the matter referred to in any proposed resolution or the business to be dealt with at any general meeting.
2. A requisition referred to above must be signed by the requisitionist(s) in a single document or in separate copies prepared for the purpose. A copy of the signed requisition, accompanied by a sum reasonably sufficient to meet the Company's expenses, must be deposited at the Company's registered office in Bermuda: (a) in the case of a requisition requiring notice of a resolution, not less than six (6) weeks before the annual general meeting unless an annual general meeting is called for a date six (6) weeks or less after the copy has been deposited, in which case the copy shall be deemed to have been properly deposited though not deposited within the time required; and (b) in the case of any other requisition, not less than one (1) week before the general meeting. To ensure that the requisition is received by the Company at the earliest opportunity, the requisitionist(s) is/are urged to deposit also a copy of the signed requisition at the Company's principal place of business in Hong Kong (for the attention of the Board or the company secretary).

(M) SHAREHOLDERS' RIGHTS (Continued)**Putting forward proposals at general meetings** (Continued)

3. A shareholder who wishes to propose a person (other than a retiring director and any person recommended by the directors for election) for election as a director at a general meeting must give notice in writing of such intent and notice in writing by that person and accompanying personal information, being information required to be disclosed pursuant to Rule 13.51(2) of the Listing Rules, must also be given to the Company at its principal place of business in Hong Kong (for the attention of the Board or the company secretary) not earlier than the day after the dispatch of the notice of the general meeting appointed for such election and not later than seven (7) days prior to the date of such meeting. The first notice must be signed by the shareholder concerned and the second notice, indicating willingness to be elected and consent to publication of his or her personal information, must be signed by that person being proposed for election.

Note: In order to give shareholders sufficient time to consider the election of the proposed person as a director without adjourning the meeting, the shareholder making the proposal is urged to submit or procure the submission of the required notices and information as early as practicable, preferably not later than fourteen (14) business days before the date of the relevant general meeting.

Shareholders may at any time send enquiries to the Board via the Company's principal place of business in Hong Kong or via investors@ytrealtygroup.com.hk. The company secretarial or investor relations personnel will, where appropriate, forward the relevant enquiries to the Board or the board committee(s). For enquiries concerning shareholdings and related matters, they should call or visit the Company's branch registrar and transfer office in Hong Kong.

(N) INVESTOR RELATIONS

By a special resolution passed at the annual general meeting of the Company held on 25 May 2023, the Company adopted a new set of amended and restated Bye-laws to, among other things, (i) conform to the current requirements of the Listing Rules, including the Core Shareholder Protection Standards as set out in Appendix A1 (previously known as Appendix 3) to the Listing Rules, and the applicable laws of Bermuda; and (ii) incorporate certain housekeeping amendments. For details, please refer to the circular of the Company dated 24 April 2023.

Save as disclosed above, there was no change in the constitutional document during the year. The latest version of the Company's constitutional documents are also available on the Company's website and the Stock Exchange's website.

(N) INVESTOR RELATIONS (Continued)

The Group uses several formal channels to ensure fair disclosure and comprehensive and transparent reporting of its performance and activities. The Company's annual and interim reports and circulars are printed and sent to all Shareholders. Moreover, announcements, circulars, publications and press releases of the Company are published on the Company's website (www.ytrealtygroup.com.hk). The Company's website disseminates corporate information and other relevant financial and non-financial information electronically on a timely basis. The Company acknowledges that general meetings are good communication channel with Shareholders and encourages the Directors, the members of the board committees and senior management of the Group to attend and answer questions raised by Shareholders at the general meetings. The Company is committed to promoting and maintaining effective communication with Shareholders and other stakeholders. The Shareholders Communication Policy has been adopted for ensuring that the Shareholders and potential investors are provided with ready, equal and timely access to balanced and understandable information about the Company in order to enable Shareholders to exercise their rights in an informed manner, and to allow Shareholders and potential investors to engage actively with the Company. The Shareholders Communication Policy will be reviewed by the Board from time to time to reflect current best practice in communications with Shareholders.

During the year, the Company has implemented the Shareholders Communication Policy effectively by maintaining an on-going dialogue with Shareholders, and ensuring timely dissemination of information to Shareholders, mainly through the Company's announcements, results announcements, interim and annual reports, general meeting(s), as well as by making available all the disclosures published to the Exchange's website and the corporate communications on the Company's website.

(O) CULTURE AND STRATEGY

The Company has always been committed to upholding the principles of good corporate governance. These principles highlight an effective board, sound risk management and internal control systems as well as transparency and accountability. The Board considers such commitment essential in balancing the interests of various stakeholders and the Group as a whole. The Company sees to it that the corporate governance agenda is focused on improving performance and not just bogged down in conformity and compliance.

The Group will continuously review and adjust, if necessary, its business strategies and keep track of the changing market conditions to ensure prompt and proactive measures will be taken to respond to the changes and meet the market needs to foster the sustainability of the Group.

INTRODUCTION

Y. T. Realty Group Limited (the “Company”, together with its subsidiaries, the “Group”) is pleased to present its environmental, social and governance (“ESG”) report (“ESG Report”) for the year ended 31 December 2023 (“2023”) objectively disclosing its vision, strategy and practice on sustainable development in a comprehensive manner, with a view to enhancing the confidence and understanding of the stakeholders toward the Group.

The Group is principally engaged in property development and trading, property investment, provision of property management and related services, treasury management and investment holding.

STATEMENT FROM THE BOARD OF DIRECTORS OF THE COMPANY (THE “BOARD”)

ESG Governance Structure

Fostering a sophisticated governance framework is crucial for successful delivery of the Group’s sustainability strategy. In this regard, the Group has established a purposeful and robust corporate governance structure that aligns with its business strategy and enables an effective information flow throughout the Group.

The Board holds the overall and collective responsibility for the Group’s ESG issues as well as ensuring the effectiveness of the Group’s ESG risk management and the internal control systems. The Board is diverse in its composition and is considered to have a balance of skills and experience in overseeing the ESG matters of the Group. The Board arranges meeting at least once per year for examining and approving the Group’s ESG management approach, strategies, policies, objectives, goals and targets, and priorities, reviewing the Group’s performance against ESG-related goals and targets, and approving disclosures in the Group’s ESG reports with the assistance of senior executives from different functional departments.

Meanwhile, the senior executives from different functional departments are responsible to review and monitor the Group’s ESG policies, practices and performance to ensure that the Group complies with the relevant legal and regulatory requirements, and maintain a transparent and effective discussion with various stakeholders. The senior executives also assist in identifying and assessing the Group’s ESG risks, assess the effectiveness of the Group’s ESG internal control mechanism, monitor and respond to emerging ESG issues and make recommendations to the Board. In order to improve the overall performance of ESG policies, the senior executives hold a meeting at least once per year to evaluate the effectiveness of current policies and procedures. The findings, decisions and suggestions are reported to the Board after each meeting in written or verbal form.

ESG Management Approach

The Group believes that ESG is one of the key elements in achieving continuing success, therefore, the Group has integrated ESG factors into its business strategy. To ensure that the sustainability strategies are carried out effectively and consistently throughout the Group, the Group has adopted a comprehensive policy, namely, corporate social responsibility policy (the “CSR Policy”) which outlines its obligations to sustainable development and corporate social responsibility. The said policy guides the Group’s business and operational decisions to take into account its responsibility to four focus areas: workplace, operating practices, community and environment.

During 2023, the Group worked with an independent third party to prepare the ESG Report and assess the material ESG issues to its business. A materiality assessment was conducted to collect opinions from the Group’s stakeholders in order to solicit and prioritise the material ESG issues. Taking into consideration the Group’s operations and sustainability trends, material issues were identified and incorporated into the assessment so that an in-depth understanding of stakeholders’ opinions and expectations towards the Group’s sustainability performance and strategies was attained.

To support the global vision for carbon neutrality, the Group has increased its effort to accelerate low-carbon transition and to foster sustainable practices. As a responsible property developer, the Group has invested considerable time and resources in addressing the urgent challenges associated with climate change. During the year ended 31 December 2021 (“2021”), the Group has set targets for greenhouse gas (“GHG”) emissions as a roadmap for decarbonising its operations. Together with the Group’s commitment to energy saving, water efficiency and waste reduction, the Group demonstrates its dedication to environmental protection.

During 2023, the Group actively carried out various measures at operational levels in order to meet the targets. The Board has delegated the authority to the senior executives to gather ESG data, monitor and analyse the Group’s performance, and evaluate the Group’s progress made against ESG-related goals and targets. Overall, through the regular reports from the senior executives, the Board anticipates steady progress towards the established goals and targets. Looking ahead, the Board and the senior executives will continue to review the progress made against ESG-related goals and targets annually and ensure that the Group possesses sufficient measures and resources to achieve the set targets. Relevant results are summarised in the section headed “Environmental Targets”.

REPORTING SCOPE

The senior executives identify the reporting scope of the ESG Report by considering the Group’s core business and main revenue source. As in the previous report, the reporting scope of this ESG Report is consistent with the annual report and continues to cover all the business operations in Hong Kong and Mainland China, including property investment, property development and trading, property management and related services, and treasury management segments, which together represent 100% of the Group’s total revenue.

REPORTING FRAMEWORK

This ESG Report has been prepared in accordance with the Environmental, Social and Governance Reporting Guide (the “ESG Reporting Guide”) as set out in Appendix C2 of the Listing Rules.

Information relating to the Group’s corporate governance practices is set out in the Corporate Governance Report enclosed with this annual report.

Reporting Principles

The content of this ESG Report follows the reporting principles of the ESG Reporting Guide.

Materiality: This ESG Report is structured in terms of the materiality of the respective issues resulting from materiality assessment. The result of materiality assessment was reviewed and confirmed by the Board and senior executives. For further details, please refer to the sections headed “Stakeholder Engagement” and “Materiality Assessment”.

Quantitative: This ESG Report is prepared in accordance with the ESG Reporting Guide and discloses key performance indicators (“KPIs”) in a quantitative manner. Information regarding the standards, methodologies, assumptions and/or calculation references; and sources of key conversion factors used for KPIs are stated wherever appropriate.

Consistency: Unless otherwise stated, the Group’s disclosure and KPIs are consistent with the previous financial year for meaningful comparison. Where there are any changes in the scope of disclosure or calculation methods, which may affect the comparison with previous reports, the Group will make explanatory notes to the corresponding section hereof.

The Group has established internal controls and a formal review process to ensure that any information presented in this ESG Report is as accurate and reliable as possible. This ESG Report has been approved by the Board.

REPORTING PERIOD

This ESG Report describes the ESG activities, challenges and measures of the Group for 2023.

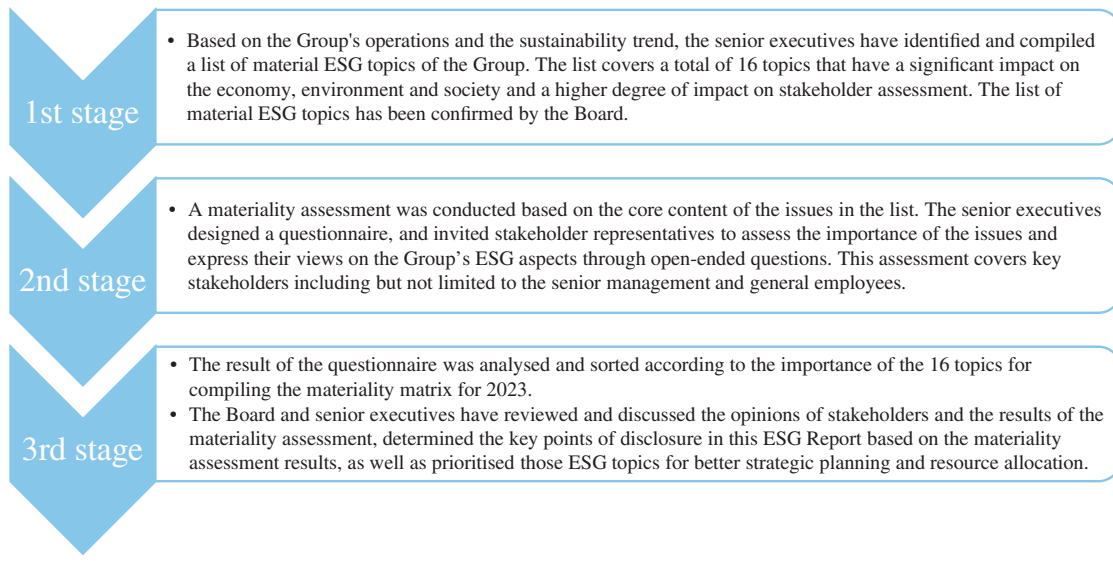
STAKEHOLDER ENGAGEMENT

The Group has always been committed to maintaining a strong relationship with its stakeholders, and working towards the goal of sustainable development. Stakeholder engagement is a key part of management strategy to identify, manage and report on issues that are most material to stakeholders and most relevant to the Group’s business. In order to strengthen the Group’s understanding of stakeholders’ expectations and needs, as well as to identify material issues and assess the effectiveness of its sustainability measures, the Group maintains regular contact with stakeholders by utilising diversified engagement methods and communications channels as shown below:

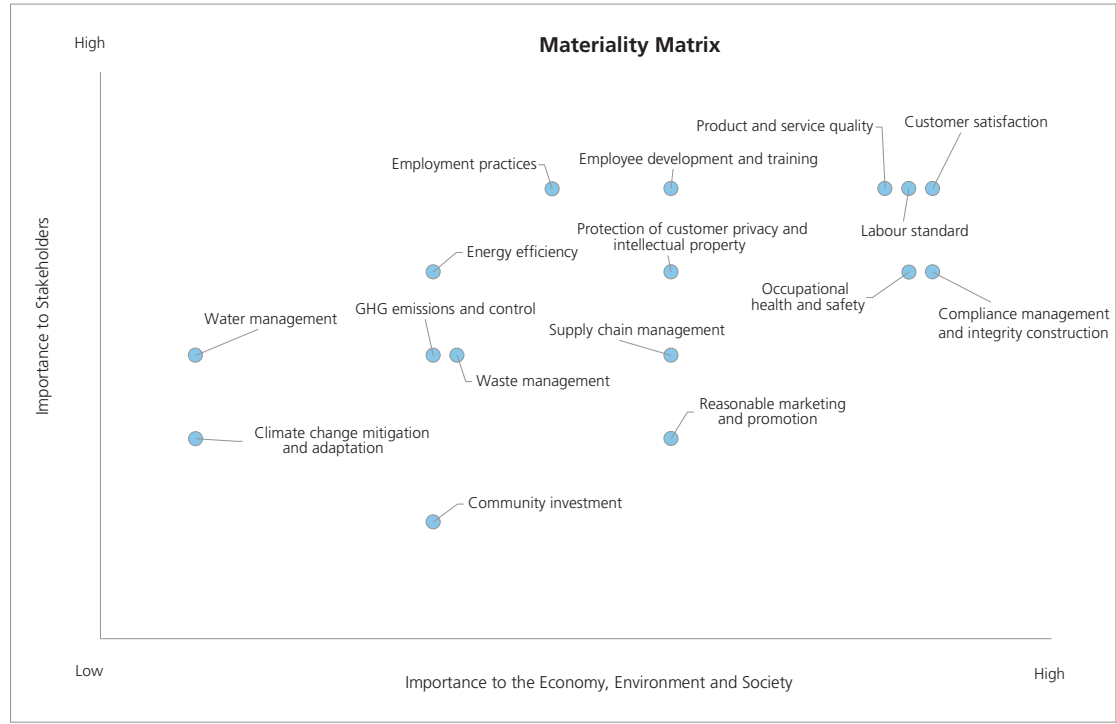
Stakeholders	Expectations	Communication Channels
Shareholders and investors	<ul style="list-style-type: none"> • Corporate governance system • Compliance operations • Information disclosure and transparency • Protection of shareholders’ interests • Investment returns 	<ul style="list-style-type: none"> • Annual general meeting and other shareholder meetings • Financial reports • Announcements and circulars • Company website and email
Customers	<ul style="list-style-type: none"> • Reasonable price • Product quality • Customer privacy protection • Business integrity and ethics 	<ul style="list-style-type: none"> • Sales hotline • Media • Personal contact • Satisfaction survey
Employees	<ul style="list-style-type: none"> • Career development opportunities • Occupational health and safety • Remuneration and benefits • Working environment 	<ul style="list-style-type: none"> • Trainings, seminars and briefing sessions • Staff appraisals • Cultural and sports activities • Intranet and emails
Suppliers and partners	<ul style="list-style-type: none"> • Fair tendering • Business ethics and reputation • Long-term partnership 	<ul style="list-style-type: none"> • Business meetings, emails and phone calls • Review and assessment • Site visits
Regulatory bodies and government authorities	<ul style="list-style-type: none"> • Corporate governance system • Compliance operations • Information disclosure and transparency • Implementation of policies • Payment of tax 	<ul style="list-style-type: none"> • Compliance advisor • On-site inspections • Financial reports • Website • Legal advisor
The community, non-governmental organisation and media	<ul style="list-style-type: none"> • Giving back to society • Environmental protection • Social welfare • Occupational health and safety • Compliance operations 	<ul style="list-style-type: none"> • Community activities • ESG reports • Media

MATERIALITY ASSESSMENT

The Board and senior executives who are responsible for key functions of the Group, have participated in the preparation of the ESG Report. They have assisted the Group in reviewing its operations, identifying key ESG issues and assessing their importance to its business and stakeholders. To ensure that the disclosures in the ESG Report reflect the Group’s effort on sustainability issues, a materiality assessment has been conducted to identify ESG topics that have the most significant impact on the Company’s business and its stakeholders. The specific steps are as follows:



The summary of the material ESG aspects of the Group is as follows:



CONTACT AND FEEDBACK

The Group welcomes your feedback about this ESG Report for continuous improvement. If you have any suggestions or questions on the Group’s ESG practices, please share your views with the Group by email to investors@ytrealtygroup.com.hk.

A. ENVIRONMENTAL

The Group is aware of the environmental impacts associated with its business and makes every endeavour to minimise the amount of air pollutants, GHG emissions, wastewater discharge and waste generated in its operations. With the aim of reducing its impact of operations on the environment, the Group is committed to environmental protection and has continued its efforts in promoting awareness among its stakeholders. The Group has formulated specific guidelines that cover four main areas into which its green practices may fall, namely emissions, use of resources, the environment and natural resources, and climate change.

For the Group’s property development and trading segment, all of its real estate development projects are outsourced to third-party contractors. Nevertheless, the Group effectively manages the environmental impact of the construction sites of its projects. The Group requires its contractors to strictly follow national standards including but not limited to the Green Construction Evaluation Standard and has formulated the Administrative Measures for Civilised Construction (《文明施工管理辦法》). In the meantime, the Group has implemented green measures to protect the environment, conserve energy and reduce its impacts on the environment during construction as much as possible.

During 2023, the Group was not aware of any major violations of laws and regulations relating to air and GHG emissions, discharges into water and land, and generation of hazardous and non-hazardous waste that may have a significant impact on the Group, including but not limited to the Air Pollution Control Ordinance (Cap. 311) of Hong Kong, the Waste Disposal Ordinance (Cap. 354) of Hong Kong, the Water Pollution Control Ordinance (Cap. 358) of Hong Kong, the Law of the PRC on Prevention and Control of Solid Waste Pollution Environment, the Law of the PRC on Environmental Protection, the Law of the PRC on Prevention and Control of Atmospheric Pollution, and the Law of the PRC on Prevention and Control of Water Pollution.

Environmental Targets

In 2021, the Group has set quantitative targets for the environmental aspects to better manage the Group’s material topics and its sustainability performance. The table below summarises the Group’s environmental targets and its progress towards the targets:

Aspects	Environmental Targets	Progress
GHG Emissions	Reduce its GHG emissions intensity (tCO ₂ e/million revenue) by 3% by 2026, using 2021 as the baseline year.	In progress
Non-hazardous Waste	Reduce the total non-hazardous waste disposal intensity (tonnes/million revenue) by 3% by 2026, using 2021 as the baseline year.	In progress
Energy Consumption	Reduce total energy consumption intensity (kWh/million revenue) by 3% by 2026, using 2021 as the baseline year.	In progress
Water Consumption	Reduce water consumption intensity (m ³ /million revenue) by 3% by 2026, using 2021 as the baseline year.	In progress

Data related to the above targets and year-on-year comparisons are presented and described in the subsequent sections.

A1. Emissions

Air Emissions

The Group’s major source of air emissions is originated from petrol consumed by vehicles. In response to the above source, the Group has actively adopted the following measures to manage air emissions of itself and the contractors:

- Planning routes ahead of time to avoid route repetition and optimise fuel consumption;
- Switching off the engine whenever the vehicle is idling;
- Conducting regular vehicle inspection and maintenance to ensure optimal engine performance and fuel use;
- Using telephone/video conferencing for online presentations and meetings to substitute unnecessary overseas business trips;
- Encouraging staff to use public transport when performing out-of-office duties;
- Requiring contractors to reduce engine speed or shut down vehicles between work periods; and
- Adopting the use of ultra-low sulphur diesel at the development projects.

With the purchase of new vehicle in the Hong Kong operation, the air emissions generated by the Group have generally increased during 2023.

Summary of the Group’s air emissions performance:

Types of air emissions ^{1,2}	Unit	2023		2022
		Mainland China	Hong Kong	Mainland China
Nitrogen oxides (NO _x)	g	1,979.75	3,361.50	2,743.50
Sulphur oxides (SO _x)	g	6.47	86.66	4.41
Particulate matter (PM)	g	189.70	247.50	262.88

Note(s):

1. The calculation method of air emissions is based on “How to prepare an ESG Report — Appendix 2: Reporting Guidance on Environmental KPIs” issued by the Exchange.
2. Since the Group has purchased a new vehicle in Hong Kong in 2023, air emissions data for Hong Kong are newly included. While only the air emission data in Mainland China were included for 2022 as no vehicles were used in the Hong Kong operation, and thus no air emissions were reported.

A1. Emissions (Continued)**GHG Emissions**

The major sources of the Group's GHG emissions are direct emissions from petrol consumed by vehicles (Scope 1), energy indirect emissions from purchased electricity (Scope 2), as well as other indirect emissions from electricity used for processing fresh water and sewage by the government departments and paper waste disposal at landfills (Scope 3). In order to mitigate GHG emissions of the Group and achieve its target, the Group has actively adopted measures through the value chain to reduce GHG emissions.

Recognising that the Group's construction contractors account for a significant part of the GHG emissions of its property development projects, which depend largely on the nature and number of projects, the Group has not only required the contractors to comply with applicable laws and regulations for all its projects, but also implemented the following actions to manage GHG emissions from the construction contractors at different construction sites:

- Monitoring contractors' emissions performance; and
- Requiring the contractors to comply with the Group's emission control practices which are described in the section headed "Air Emissions" under this aspect.

The Group embraces driving green practices and has further adopted the following measures in its day-to-day operations:

- Posting green information in office areas to raise employees' awareness and promote best environmental management practices;
- Implementing fleet management measures which are described in the sections headed "Air Emissions" under this aspect; and
- Implementing energy and water conservation measures which are described in the sections headed "Energy Management" and "Water Management" under aspect A2.

During 2023, the total GHG emissions of the Group has increased by approximately 53.88% as compared to 2022. The increase in the total Scope 1 and 2 emissions was attributed to the resumption of normal business after the pandemics and different stages of the Group's project, while the decrease in Scope 3 emissions was due to the decrease in water consumption and paper disposal from the different stages of the projects and the promotion of paperless operation. However, due to the increase in the total revenue of the Group, the GHG emissions intensity (tCO₂e/million revenue) during 2023 has decreased by approximately 42.64% as compared to 2022. The Group will continue to monitor its performance, seek to reduce its GHG emissions intensity and review the progress made against its target in the coming years.

A1. Emissions (Continued)

GHG Emissions (Continued)

Summary of the Group's GHG emissions performance:

Indicators	Unit	2023			2022		
		Mainland China	Hong Kong	Total	Mainland China	Hong Kong	Total
Direct GHG emissions (Scope 1) ³ • Petrol consumed by vehicles	tCO ₂ e	1.17	15.68	16.85	0.80	–	0.80
Energy indirect GHG emissions (Scope 2) ³ • Purchased electricity	tCO ₂ e	7,941.99	4.65	7,946.64	5,061.68	3.81	5,065.49
Other indirect GHG emissions (Scope 3) ³ • Paper waste disposed at landfills • Electricity used for processing fresh water and sewage by government departments	tCO ₂ e	245.68	1.45	247.13	261.36	8.17	269.53
Total GHG emissions	tCO ₂ e	8,188.84	21.78	8,210.62	5,323.84	11.98	5,335.82
GHG emissions intensity	tCO ₂ e/employee ⁴	29.89	1.56	28.51	78.29	0.80	64.29
	tCO ₂ e/million revenue ⁵			1.13			1.97

Note(s):

- GHG emissions data is presented in terms of carbon dioxide equivalent and is based on, but not limited to, "The Greenhouse Gas Protocol: A Corporate Accounting and Reporting Standards" issued by the World Resources Institute and the World Business Council for Sustainable Development, "How to prepare an ESG report — Appendix 2: Reporting Guidance on Environmental KPIs" issued by the Exchange, the "Global Warming Potential Values" from the IPCC Sixth Assessment Report, 2021 (AR6), the "Sustainability Report 2022" published by the Hongkong Electric Company, the "Notice on the Reporting and Verification of Greenhouse Gas Emissions by Enterprises in Selected Key Industries for 2023–2025" (《關於做好2023–2025年部分重點行業企業溫室氣體排放報告與核査工作的通知》) issued by the Ministry of Ecology and Environment of the PRC, the "Annual Report 2020/21" published by the Water Supplies Department and the "Sustainability Report 2021–22" published by the Drainage Services Department.
- As at 31 December 2023, the Group employed 288 (as at 31 December 2022: 83) staff members, including executive directors and employees of the Company, as to 14 (as at 31 December 2022: 15) in Hong Kong and as to 274 (as at 31 December 2022: 68) in Mainland China. This data is also used for calculating other intensity data in the ESG Report.
- For 2023, the Group recorded a total revenue of approximately HK\$7,274,368,000 (2022: approximately HK\$2,706,963,000). This data is also used for calculating other intensity data in the ESG Report.

A1. Emissions (Continued)**Waste Management*****Hazardous Waste***

Although the amount of hazardous waste such as chemical waste generated by the Group's operation accounts for a relatively small percentage of its overall waste production in 2023 and the Group has no direct control over the construction sites operated by the main contractor for its project, the Group understands the potential impacts of hazardous waste on the environment and hence takes all necessary actions to handle and manage them properly. The Group ensures that its main contractors have legally handled and disposed of waste by engaging licensed waste collectors. The Group aims to continuously reduce its adverse impact due to the production of hazardous waste.

In addition, the Group has established guidelines to govern the management and disposal of hazardous waste in the offices. For instance, employees are reminded to print less to save ink or toner so as to minimise the generation of hazardous waste. In case there is any hazardous waste produced, the Group engages a licensed waste collector to handle such waste in accordance with the relevant environmental rules and regulations.

Due to the Group's business nature, the Group did not generate a significant amount of hazardous waste from its business operation during 2023 (2022: Nil). Therefore, no specific targets are set for hazardous waste reduction.

Non-hazardous Waste

Non-hazardous waste generated by the Group was mainly general waste. In order to achieve its target, the Group will continue to make great effort in adopting different environmentally friendly initiatives to minimise the environmental impacts from non-hazardous waste generated by its business operations.

With respect to the Group's property development business, the Group strives to enhance its efforts in waste reduction and recycling at its construction projects. Engaged contractors are required to comply with a set of waste management procedures as stated in the Engineering, Procurement and Construction Contract (《施工總承包合同》) as a part of their commitment to sustainability. The Group also applies the concept of 3R principles (reduce, reuse and recycle) in the waste management initiatives and adopts the following measures at the construction site:

- Avoiding overstocking of materials through proper inventory planning and construction site management;
- Requiring the contractors to store and handle construction materials in a manner to prevent deterioration and damages;
- Encouraging reuse of construction materials wherever possible, such as turning dry concrete into aggregates for concrete production and reusing wooden boards; and
- Monitoring contractors' performance on waste management through non-periodical inspections.

A1. Emissions (Continued)

Waste Management (Continued)

Non-hazardous Waste (Continued)

To efficiently manage and reduce waste in the Group’s offices, the Group envisions embedding an environmentally friendly mindset among its employees. Hence, the Group encourages all employees to act on their knowledge and bring innovative ideas to reduce the amount of solid waste in offices at source. Specifically, the Group has advocated the following practices:

- Encouraging staff to participate in the recycling of general solid waste and paper by installing the recycling facilities in the offices;
- Promoting the use of green stationery such as refillable ball pens and mechanical pencils where applicable;
- Reusing tableware, cutlery, cups and glasses to reduce the use of disposable eating utensils;
- Serving drinks with teapots and cups/glasses instead of bottled water at meetings to reduce plastic wastage; and
- Formulating paper-saving initiatives which are described in the section headed “Paper Management” under aspect A2.

During 2023, the total non-hazardous waste intensity (tonnes/million revenue) of the Group has decreased by approximately 75.00% as compared to 2022. The decrease in the total non-hazardous waste was attributed to the different stages of the Group’s project, and due to the increase in the total revenue of the Group, the non-hazardous waste disposal intensity has decreased. The Group will continue to monitor its performance, seek to reduce the amount of waste produced and review the progress made against its target in the coming years.

Summary of the Group’s non-hazardous waste disposal performance:

Types of non-hazardous waste ⁶	Unit	2023		2022	
		Hong Kong	Total	Hong Kong	Total
General waste	tonnes	1.03	1.03	1.18	1.18
Total non-hazardous waste	tonnes	1.03	1.03	1.18	1.18
Non-hazardous waste disposal intensity	tonnes/employee	0.07	0.004	0.08	0.01
	tonnes/million revenue		0.0001		0.0004

Note(s):

6. Only the non-hazardous waste data in Hong Kong is included. The non-hazardous waste data in Mainland China is not available as the Group has no direct control over the production of the non-hazardous waste at the construction sites operated by the main contractor for its projects, and there are no internal records of the construction waste disposed of.

Sewage Discharge

The Group does not consume a significant volume of water through its business activities, therefore its business activities did not generate a material portion of discharge into water. As the sewage discharged by the Group is discharged into the municipal sewage pipe network, the amount of sewage discharge is considered as the water consumed. The amount of water consumed and corresponding water-saving initiatives will be described in the section headed “Water Management” under aspect A2.

A2. Use of Resources

Energy Management

The energy consumed by the Group was mainly petrol for transportation and electricity for daily operations. The Group aims to minimise the environmental impacts of its operations by identifying and adopting appropriate measures in its operations. Related policies and initiatives on energy conservation have been developed to show that the Group attaches importance to energy efficiency. Regular review is also conducted on the Group's energy target to seek continuous improvement in its energy performance.

Committed to being a responsible property developer, the Group has implemented a range of initiatives to reduce electricity consumption for its projects. The green measures include:

- Exploring energy-efficient technologies to implement in projects;
- Tracking and control both direct and indirect energy usage;
- Promoting effective environmental management among contractors; and
- Considering solar and other renewable energy options, where applicable.

The Group also proactively adopts resource efficiency and eco-friendly measures to optimise the use of electricity in its offices. These measures include:

- Using energy-saving features of electrical appliances and office equipment, such as adopting the "sleep or standby mode" when the computer is idle;
- Serving reminders by affixing conspicuous "save energy" labels near the power switches of printing equipment, and information and communications technology equipment;
- Designating employees to monitor the energy consumption status periodically;
- Carrying out regular checking and cleaning of office equipment;
- Arranging maintenance or procuring timely replacement of deteriorated or aged parts of office equipment to reduce power loss due to malfunction and component failure;
- Encouraging the use of stairs instead of elevators for inter-floor traffic; and
- Encouraging staff participation in energy-saving campaigns.

During 2023, the total energy consumption of the Group has increased by approximately 57.52% as compared to 2022. The increase in the total energy consumption was attributed to the resumption of normal business after the pandemics and different stages of the Group's project. However, due to the increase in the total revenue of the Group, the energy consumption intensity (kWh/million revenue) during 2023 has decreased by approximately 41.38% as compared to 2022. The Group will continue to monitor its performance, seek to reduce its energy consumption and review the progress made against its target in the coming years.

A2. Use of Resources (Continued)

Energy Management (Continued)

Summary of the Group's energy consumption performance:

Types of energy	Unit	2023			2022		
		Mainland China	Hong Kong	Total	Mainland China	Hong Kong	Total
Direct energy consumption ⁷	kWh	4,264.20	57,134.92	61,399.12	2,907.41	-	2,907.41
Petrol	kWh	4,264.20	57,134.92	61,399.12	2,907.41	-	2,907.41
Indirect energy consumption	kWh	13,925,994.00	6,844.00	13,932,838.00	8,875,470.86	5,609.00	8,881,079.86
Purchased electricity	kWh	13,925,994.00	6,844.00	13,932,838.00	8,875,470.86	5,609.00	8,881,079.86
Total energy consumption	kWh	13,930,258.20	63,978.92	13,994,237.12	8,878,378.27	5,609.00	8,883,987.27
Energy consumption intensity	kWh/ employee	50,840.36	4,569.92	48,591.10	130,564.39	373.93	107,035.99
	kWh/million revenue			1,923.77			3,281.90

Note(s):

7. The unit conversion method of direct energy consumption data is based on the "Energy Statistic Manual" issued by the International Energy Agency.

Water Management

Water was mainly used in offices and construction sites. Recognising water as one of the most precious resources on the planet, the Group has been seeking effective ways to use water and prioritise water conservation. To reach its water-saving target, the Group strives to minimise unnecessary consumption through careful decisions and close monitoring.

In the Group's property development business, water-saving measures are incorporated into the operations to reduce the use of freshwater. At the Group's construction sites, rainwater is collected for cooling and irrigation. Wastewater is also collected and treated for wheel-washing.

The Group actively promotes behavioural changes at its offices and construction sites and encourages water conservation by adopting the following measures where applicable:

- Serving reminders by affixing conspicuous "save water" and "protect our natural environment" labels near water taps;
- Shutting off the main water supply to the area concerned after office hours;
- Notifying the responsible personnel of any leaking water taps or pipes for repair to avoid wastage of water;
- Using dual-flush toilets;
- Using faucets and urinals with infrared sensors where possible; and
- Appointing staff to inspect the water supply system to ensure no leakage on a regular basis.

A2. Use of Resources (Continued)**Water Management** (Continued)

During 2023, the water consumption intensity (m³/million revenue) of the Group has decreased by approximately 65.88% as compared to 2022. The decrease in the total water consumption was attributed to the different stages of the Group's project, and due to the increase in the total revenue of the Group, the water consumption intensity has decreased. The Group will continue to monitor the data, seek to reduce its water consumption and enhance the water-saving measures in the coming years.

Summary of the Group's water consumption performance:

Water consumption	Unit	2023			2022		
		Mainland China	Hong Kong	Total	Mainland China	Hong Kong	Total
Total water consumption	m ³	375,572.00	89.40	375,661.40	409,654.83	92.15	409,746.98
Water consumption intensity	m ³ /employee	1,370.70	6.39	1,304.38	6,024.34	6.14	4,936.71
	m ³ /million revenue			51.64			151.37

Due to the Group's business nature, the Group did not encounter any issues in water sourcing.

Paper Management

One of the principal materials consumed by the Group was paper for administrative purposes. To minimise the use of paper, the Group has advocated the concept of the paperless office and promoted the application of office automation. During 2023, the following measures were adopted by the Group in its daily operations:

- Communicating and sharing information by electronic means (e.g. via intranet, internet or email) as far as possible to minimise paper use;
- Using both sides of paper and reusing envelopes;
- Providing recycling bins near copiers and fax machines; and
- Separating waste paper into single-sided and used papers.

Use of Packaging Materials

Due to the Group's business nature, the Group did not use any packaging materials in its daily operations during 2023 (2022: Nil).

A3. The Environment and Natural Resources

As a responsible corporate citizen, the Group recognises the impacts of its daily operations on the environment and is committed to conducting its business in an environmentally responsible manner. In order to minimise the significant impacts on the environment and natural resources, the Group is committed to implementing necessary measures as mentioned in the sections headed “Emissions” and “Use of Resources” in emissions reduction, energy conservation and environmental protection. The Group would also promote environmental awareness amongst customers, employees, subcontractors, suppliers, business partners and other stakeholders with a view to mitigating the waste of resources as a whole.

Noise Management

As certain procedures would produce noises during construction, which may cause impacts to the residents nearby, the Group adopts necessary measures to minimise noises in compliance with the Law of the PRC on the Prevention and Control of Environmental Noise Pollution. Since the Group’s construction projects are carried out by contractors, the Group maintains dialogue with contractors to ensure that proper noise control measures are implemented during the construction period. Noise tests and controls are performed on a regular basis before the construction work commences to ensure that the noise generated is within acceptable parameters as outlined in the relevant local laws and regulations. The Group’s project manager also performs close scrutiny and onsite inspection to detect and prevent potential violations of the relevant laws and regulations.

Green Workplace

The Group is also committed to providing employees with green working environment to enhance work efficiency. The Group understands that changing its employees’ habits and increasing their environmental awareness require nurturing and constant reinforcement. Therefore, posters with environmental tips and conservation reminders can be seen around the working premises to remind employees to take action.

The Group has also established office discipline and environmental hygiene, so as to keep the office areas clean and tidy. The Group will inspect the conditions of every common area and workspace from time to time so as to identify and assess ahead any safety hazards and address them promptly.

A4. Climate Change

The momentum on climate change is building towards action across major jurisdictions around the world, including Hong Kong and the PRC. The governments have begun to scale up their emissions reduction commitments over the past years by setting a clear timeline to achieve carbon neutrality. Acknowledging the global trend and local initiatives, the Group continued to make gradual progress by incorporating climate-related measures into the CSR Policy, enabling the Group to identify and mitigate climate-related risks. Aiming to build long-term resilience and doing its part to support the transition towards a low-carbon economy, the Group carefully considers climate change when developing environmental management and strategies. The Group has referred to the recommendations of the Task Force on Climate-related Financial Disclosures and identified the potential impacts on the Group's business arising from the following risks:

Physical Risks

Regarding the Group's physical risk exposure, extreme weather event is identified as a climate-related risk to its operations, with the potential to cause property damages and economic losses. The Group's climate risk assessment results suggested that its business in Sichuan could potentially be materially impacted by flooding due to the increasing frequency of torrential rain. The Group has implemented measures to ameliorate climate change related impacts, including the preparation of disaster recovery plans to handle unexpected emergencies.

Transition Risks

It is anticipated that more stringent ESG-related policies and initiatives will be implemented by the PRC and Hong Kong government to meet the carbon emission reduction targets and net-zero ambitions. Higher operating costs are therefore expected to cater for the need to replace equipment with higher efficiency models to ensure compliance in the future. In an attempt to reduce carbon emissions, the Group has adopted applicable recognised standards for building construction and procured energy-saving equipment across its operations.

In addition, the Group regularly monitors climate-related trends, policies and regulations so that senior management is kept updated on the latest developments promptly to avoid cost increments, non-compliance fines and/or reputational risks due to delayed response. For example, the Exchange has required listed companies to enhance climate-related disclosures in their ESG reports, which may result in increased compliance costs. Failure to meet the climate change compliance requirements may expose the Group to risks of claims and lawsuits. Corporate reputation may also decline.

Going forward, the Group will continue to assess, monitor, control, document and annually disclose its GHG emissions, as well as to evaluate the effectiveness of current measures to further improve its environmental sustainability.

B. SOCIAL

Apart from a safe and healthy workplace, the Group offers its employees a comprehensive remuneration and benefits package, training opportunities, equal opportunities and fairness at work, as well as channels for staff communication. Team building activities and social events are arranged to enhance employees' sense of belonging and to help create a friendly and harmonious working environment. Salaries are reviewed and adjusted at least yearly to ensure balancing pay for performance with shareholder alignment. The Group recognises the importance of a sound, healthy stakeholder relationship in building its long-term success. To this end, senior management maintains good communication and, where appropriate, exchange ideas with stakeholders.

B1. Employment

The Group considers that building a harmonious and motivating work environment is a key factor for sustainable development and ensures that policies on employment, such as recruitment, promotion, discipline, working hours, leaves and other duties and benefits of employees, are in place.

During 2023, the Group was not aware of any major violations of employment laws and regulations relating to compensation and dismissal, recruitment and promotion, working hours, rest periods, equal opportunity, diversity, anti-discrimination, and other benefits and welfare that may have a significant impact on the Group, including but not limited to the Employment Ordinance of Hong Kong and the Labour Law of the PRC.

As at 31 December 2023, the Group employed 288 (as at 31 December 2022: 83) staff members, including executive directors of the Company and employees. Demographic data for the Group's staff, with breakdown by gender, age group, employment type, employee category and geographical region, are presented below:

Employee Data	Headcount	
	As at 31 December 2023	As at 31 December 2022
By Gender		
Male	182	50
Female	106	33
By Age Group		
Under 30 Years Old	50	10
30 to 50 Years Old	228	65
Above 50 Years Old	10	8
By Employment Type		
Full-time	288	83
Part-time	–	–
By Employee Category		
Senior Management	10	8
Supervisory Level	96	15
General Employees	182	60
By Geographical Region		
Hong Kong	14	15
Mainland China	274	68

B1. Employment (Continued)**Recruitment, Promotion and Dismissal**

The Group recognises that employees are a valuable asset to its business, and therefore attaches great importance to attracting talent. Employees are recruited via a robust, transparent and fair recruitment process. Employment decisions are based on the candidates' suitability in terms of qualifications, personality and career goals, regardless of their race, gender, religion, physical disability, marital status and sexual orientation.

The Group offers opportunities for career progression through an open and fair assessment system. This is to explore and develop the employees' strengths and capabilities thereby contributing to the Group's sustainable growth. Performance appraisals are conducted annually, or upon completion of probation, as appropriate. The appraisal serves as a basis for considering and determining salary increments, discretionary bonuses and promotions. The Group also prioritises internal promotion to motivate employees.

Termination of all employment contracts is governed by internal procedures to ensure that all dismissals comply with relevant laws and regulations in Hong Kong and the PRC. The Group strictly prohibits any form of unfair or unlawful dismissal.

During 2023, the overall employee turnover rate⁸ of the Group was approximately 27.43% (2022: 39.76%). The employee turnover rate by gender, age group and geographical region is summarised below:

Turnover Rate (%) ⁹	2023	2022
By Gender		
Male	22.53	38.00
Female	35.85	42.42
By Age Group		
Under 30 Years Old	36.00	30.00
30 to 50 Years Old	25.44	44.62
Above 50 Years Old	30.00	12.50
By Geographical Region		
Hong Kong	35.71	26.67
Mainland China	27.01	42.65

Note(s):

8. The overall employee turnover rate is calculated by dividing the number of employees leaving employment during the reporting period by the number of employees at the end of the reporting period.
9. The employee turnover rate by specific category is calculated by dividing the number of employees in the specified category leaving employment during the reporting period by the number of employees in the specified category at the end of the reporting period.

B1. Employment (Continued)

Remuneration and Benefits

To attract and retain talent, the Group offers attractive and competitive remuneration packages that include medical insurance, retirement schemes, long service awards, training subsidies and paid leaves among other benefits. Staff remuneration levels are determined with reference to individual performance and contributions in addition to market standards.

Equal Opportunities, Diversity and Anti-discrimination

The Group respects cultural and individual diversity. The Group's supportive and inclusive culture allows people to connect and benefit from synergies. The Group believes that no one should receive less favourable treatment on the grounds of age, race, ethnicity or nationality, gender, religion, marital status, disability or family status. All employees have equal training, career development, and employment opportunities. Any person found to have engaged in unlawful discrimination or harassment will be subject to disciplinary action and/or dismissal.

Work-life Balance

The Group cares about the health and well-being of employees and thus attaches great importance to work-life balance. The Group has formulated basic working hours and rest periods no less exacting than local employment laws and regulations.

Where practicable, social and recreational activities are arranged by the Group for employees to strike a work-life balance while fostering cohesion and team spirit among them.

B2. Health and Safety

Creating a workplace that promotes employee health and well-being is key to unlocking the talent pool. The Group is committed to providing and maintaining a safe, healthy, and hygienic working environment. The Group has formulated health and safety rules and regulations, and employees are required to stringently abide by those rules and regulations at all times to avoid accidents and protect themselves and their co-workers from safety hazards.

During 2023, the Group was not aware of any major violations of employment laws and regulations relating to the provision of a safe working environment and protecting employees from occupational hazards that may have a significant impact on the Group, including but not limited to the Occupational Safety and Health Ordinance of Hong Kong, the Production Safety Law of the PRC, the Law of the PRC on the Prevention and Control of Occupational Diseases and the Regulation on Work-Related Injury Insurance of the PRC.

B2. Health and Safety (Continued)**Occupational Health and Safety Measures**

The Group pays special attention to occupational health, safety and well-being at its construction sites. The Group has formulated the Civilised Construction Control Procedures (《文明施工管理辦法》) and the Management Agreement on Construction Safety Protection and Construction Cost on Civilised Construction Measures and Controls (《建築工程防護、文明施工措施費用及使用管理協議》) to ensure the proper management by its contractors on its property development projects as well as mitigating health and safety risks. The Group also strictly complies with all applicable legal requirements in the jurisdictions in which it operates, such as the JGJ59-2011 Standard for Construction Safety Inspection. The Group further ensures that adequate control and due processes are in place to safeguard the health and safety of all at the construction sites. They include:

- Hiring external safety supervisors at site level that are empowered to identify and report safety hazards;
- Investigating all reported accidents and dangerous occurrence by safety supervisors with follow up corrective actions; and
- Providing personal protective equipment to protect the workmen of contractors and its employees from safety hazards.

The Group is dedicated to providing employees with good working conditions as well as protecting employees from occupational hazards. The Administration Department is responsible for identifying the actual and potential safety hazards and risks in the workplace and providing a safe and hygienic working environment for employees by properly managing workplace hazards. The Administration Department is also responsible for monitoring and reviewing all safety systems by performing regular checks. At the same time, employees are obliged to stay alert of the safety hazards in their working environment and to avoid any improper behaviours that could lead to accidents or injuries in the workplace. Employees should immediately report any incidents which have led or may lead to injury or damage to their department heads and the Administration Department.

Apart from safeguarding occupational health and safety, the Group also encourages employees to adopt good hygiene habits to maintain a clean working environment. To prevent the spread of infectious diseases, employees are required to keep the office and its common areas clean and tidy, observe personal hygiene and monitor their own health.

All offices and workplaces of the Group were operated and maintained in safe and reliable conditions throughout 2023. The Group will review relevant procedures from time to time to safeguard employees' occupational health and safety. During 2023, the Group did not register any material injury cases and working day lost due to work injury (2022: Nil). As at 31 December 2023, the Group recorded zero case of work-related fatalities (rate of work-related fatalities: 0%) and this has been maintained for 3 consecutive financial years.

B3. Development and Training

The Group acknowledges the importance of training not only to staff development but also to its success. The Group is committed to excellence by creating an intellectually stimulating environment that enables employees to grow and thrive. This is achieved through regular training that focuses on creating values and serving the needs of its society.

Training and Career Development

Relevant training procedures have been formulated so as to standardise the management of employees' training. The Group has also developed a training management system and provides training opportunities to employees at all levels to impart the necessary knowledge and skills upon them to discharge their duties at work.

Where possible, the Group offers customised training to its employees, through training programs, seminars, workshops and conferences, regular sharing sessions, peer learning and/or on-the-job coaching, to help equip them with the knowledge and skills to perform their duties effectively and efficiently. To assist its employees in developing the required character, knowledge and skills that help advance their career, the Group also provides training subsidies. The Group believes that this combined effort is essential to employees and the Group in achieving personal and corporate goals respectively. In 2023, the Group has compiled a list of online learning materials such as videos and readings on occupational health and safety and anti-corruption for employees to learn more about these aspects to equip them for their jobs.

During 2023, approximately 99.65%¹⁰ (2022: approximately 97.59%) of the Group's employees participated in training. The average training hours per employee¹¹ was approximately 8.65 hours in 2023 (2022: approximately 11.30 hours). The percentage of employees trained and average training hours completed per employee by gender and employee category are as follow:

	2023		2022	
	Percentage of Employees Trained (%) ¹²	Average Training Hours per Employee (hours) ¹³	Percentage of Employees Trained (%) ¹²	Average Training Hours per Employee (hours) ¹³
By Gender				
Male	100.00	8.94	98.00	10.41
Female	99.06	8.16	96.97	12.64
By Employee Category				
Senior Management ¹⁴	100.00	16.70	100.00	32.56
Supervisory Level	98.96	8.79	93.33	18.40
General Employees	100.00	8.14	98.33	6.68

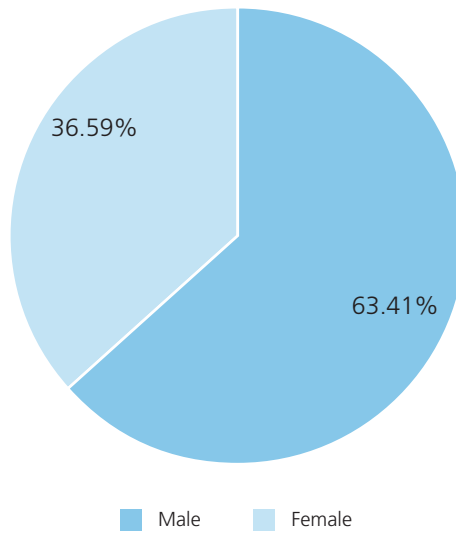
Note(s):

10. This percentage is calculated by dividing the total number of trained employees during the reporting period by the total number of employees at the end of the reporting period.
11. The average training hours per employee is calculated by dividing the total training hours during the reporting period by the total number of employees at the end of the reporting period.
12. The percentage of trained employees by category is calculated by dividing the number of trained employees in the specified category during the reporting period by the total number of employees in the specified category at the end of the reporting period.
13. The average training hours by category is calculated by dividing the training hours for employees in the specified category during the reporting period by the number of employees in the specified category at the end of the reporting period.
14. The training data for senior management include executive directors' training during the reporting period.

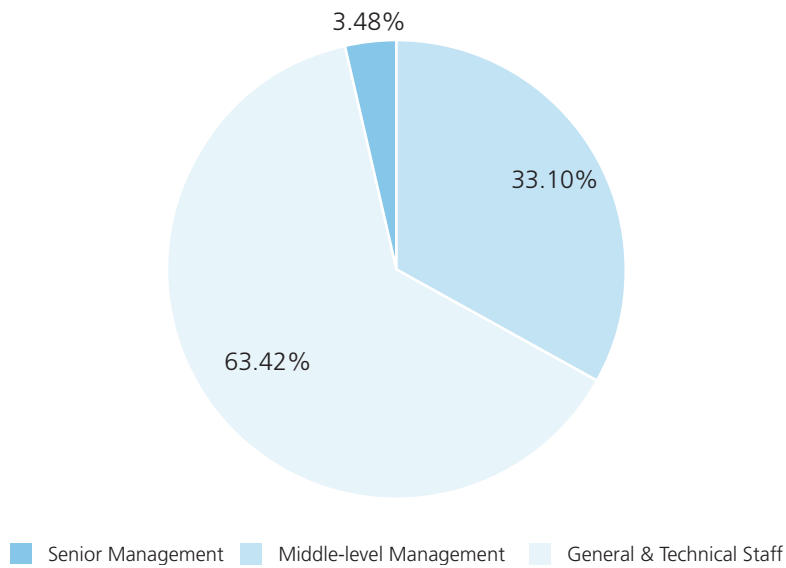
B3. Development and Training (Continued)

Training and Career Development (Continued)

Breakdown of Employees Trained by Gender¹⁵



Breakdown of Employees Trained by Employee Category¹⁶



Note(s):

- 15. The breakdown of employees trained by gender is calculated by dividing the number of trained employees in the specified gender during the reporting period by the total number of trained employees during the reporting period.
- 16. The breakdown of employees trained by category is calculated by dividing the number of trained employees in the specified category during the reporting period by the total number of trained employees during the reporting period.

B4. Labour Standards

The Group respects human rights and strictly prohibits any unethical hiring practices, including child and forced labour in the workplace. The Group conducts recruitment in accordance with applicable laws and regulations in Hong Kong and the PRC. Personal data and other credentials are collected in particular during the recruitment process to ensure that those laws and regulations are not violated.

Applicants are required to provide true, accurate and complete information in support of their applications and to make declarations in their application forms that any misrepresentation in the documents and information provided will result in disqualification of their applications and subsequent employments in the Company. Where applicable, the Human Resources Department collects and thoroughly checks the documents provided by the applicant (including identity documents) and subsequently reviews the personal data and/or credentials of successful applicants to ensure compliance with relevant labour laws. In addition, the Group ensures that no employee is below the minimum legal working age and no forced labour is employed through regular training and internal audit. Any case of child labour or forced labour, when discovered, shall be investigated and acted upon and reported to the government authorities promptly in accordance with applicable laws. Further, the Group shall immediately terminate the employment contract and impose due punishment on the erring employee.

The Group avoids engaging suppliers of administrative supplies and services and contractors that are known to employ child or forced labour in their operations.

During 2023, the Group was not aware of any major violations of employment laws and regulations relating to preventing child and forced labour that may have a significant impact on the Group, including but not limited to the Employment Ordinance of Hong Kong and the Labour Law of the PRC.

B5. Supply Chain Management

The Group recognises the importance of supply chain management to its business and emphasises the management of potential environmental and social risks in the supply chain. All suppliers are carefully evaluated under a rigorous and standardised procurement system, and they are regularly monitored and evaluated in a fair manner.

Procurement Practices

The Group has in place well-established procedures to select and monitor contractors and suppliers. During the supplier selection process, the Group reviews not only suppliers' basic information, but also a number of other factors, such as delivery schedule, pricing, possession of requisite licenses, certifications, and compliance with relevant industrial laws, regulations and standards, among others. In addition, the performance of each contractor is reviewed from time to time to ensure construction works they deliver meet relevant quality standards.

During 2023, the Group collaborated with 92 (2022: 62) active trade suppliers, contractors and suppliers of building materials and building services equipment in the PRC with accumulated transactions over RMB1,000,000.

Managing Environmental and Social Risks of the Supply Chain

The Group recognises that its operations are highly dependent on a responsible and sustainable supply chain and therefore has put considerable effort into safeguarding its values along the supply chain to protect its principles of ethics and legality. Apart from requiring suppliers and contractors to comply with the Group's standards and requirements as well as with local regulations, the Group is also aware of the environmental and safety performance of its suppliers and contractors. During the process of assessing tenders from the suppliers and contractors, the Cost Control and Procurement Department (造價採購部) conducts background search on the suppliers and contractors for reference. In addition, the Group integrates sustainability into supplier selection. Preference would be given to suppliers and contractors who demonstrate a commitment to sustainable development and adopt internationally recognised ESG management system. The Group also promotes environmental practices in its supply chain through implementing environmental policies, conducting sustainability initiatives, and reporting its sustainability performance. In particular, the Group has formulated specific procedures and standards in its suppliers and contractors selection.

In order to identify environmental and social risks along the supply chain, the Group continues to monitor supplier performance and adopt adequate control measures to ensure that the purchased products conform to project specifications. Designated personnel of the Group monitor the construction progress and the methodologies used. They also inspect the materials delivered on-site, ensuring that they comply with relevant regulations, standards and qualities.

Beyond quality and legal compliance, the Group expects the contractors to adopt fair labour practices and demonstrate their commitment to ethics. Requirements for suppliers are provided in the Supplier Honesty and Integrity Agreement (《廉潔合作協議書》) by the legal representative of the Group; and the supplier performance is monitored and assessed through site visits to ensure compliance with the said agreement. Only those who pass the assessment will remain on the Approved Subcontractors/Suppliers List, and severe non-compliance may ultimately lead to cease of collaboration. During 2023, the aforementioned supplier engagement practices have been imposed on all suppliers.

B6. Product Responsibility

The Group actively monitors the quality of its products through an internal control process, and maintains an ongoing communication with its customers to ensure mutual understanding while fulfilling their needs and expectations. The Group strives to cater to customers' needs and expectations as well as to continuously improve the quality of its products and services. To avoid and reduce the environmental impacts caused by its products and services, the Group has established the CSR Policy to ensure that appropriate measures and clear procedures are in place and are being followed by relevant personnel with respect to health and safety, advertising, labelling and privacy matters relating to products and services provided and methods of redress.

During 2023, the Group was not aware of any major violations of product responsibility laws and regulations relating to health and safety, advertising, labelling and privacy matters relating to products and services provided and methods of redress that may have a significant impact on the Group, including but not limited to the Personal Data (Privacy) Ordinance of Hong Kong, the Law of the PRC on Protection of Consumer Rights, the Advertising Law of the PRC and the Patent Law of the PRC.

Quality Assurance

The Group has established a comprehensive quality management system, namely the Guide to Construction Project Management (《施工作业指導書》) (the "Construction Guide"), which is in strict accordance with relevant laws, regulations and standards, including but not limited to the Product Quality Law of the PRC, the Construction Law of the PRC, the Regulation on the Quality Management of Construction Projects and the Unified Standards for Construction Quality Acceptance of Building Projects (GB50300-2013).

The Construction Guide outlines a comprehensive evaluation and inspection system. Pursuant to the Construction Guide, the Group conducts a general survey on projects through process assessment, and identifies quality defects as well as safety vulnerabilities through special inspections. Then, the Group performs rectification to eliminate hidden dangers and fulfill the Group's safety, quality, planning, technology, and engineering management system requirements and related rules, which can ensure the project quality and safety. In addition, the Group has established a mechanism to deal with potential safety hazards and regularly conducts investigations concerning product safety hazards. In response to product safety hazards, the Group takes recall measures immediately to safeguard customer safety and properties. During 2023, the Group did not have any products sold or shipped that were subject to recall for safety and health reasons (2022: Nil).

Customer Services

The Group endeavours to improve its services to clients through customer feedback. The Group takes every customer complaint seriously and handles it promptly. Concerns are addressed by designated personnel, through discussion to resolution. Unresolved and serious issues are directed to the operations team and reported back to management. During 2023, there was no material claim or complaint brought against the Group by its customers, and the cost incurred for rectifying defective works was immaterial.

B6. Product Responsibility (Continued)**Privacy Protection**

The Group recognises that protecting confidential information is key to success, and hence customer data and privacy protection are always its top priority. The Group has established strict management requirements to protect customer privacy. Only designated personnel are allowed to gain access to customer personal data and information.

The Group also provides training to employees, in particular frontline staff, on the requirements of the laws in relation to data privacy and data protection to ensure that they understand how to collect, store and handle customer information in a lawful manner.

The Group strictly adheres to applicable statutory requirements. Employees are required to keep in strict confidence any information obtained during their employment, including but not limited to trade secrets, client personal data and information, supplier information and other proprietary information.

Intellectual Property Rights

Notwithstanding that intellectual property rights is not considered as the Group's material ESG aspect due to its business nature, the Group has established relevant policies to govern the information technology management of its information system. In addition, the Information Technology Department is responsible for obtaining proper licenses for software, hardware and information used by the Group in its business operations. Duplication or downloading of information, software, and images from the internet must be approved by relevant departments. The Group also closely monitors the infringement actions in the market and avoids any infringement behavior, such as counterfeit trademarks.

Responsible Marketing and Promotion

The Group attaches great importance to the protection of consumer rights and interests. The Group has formulated relevant guidelines that clearly define misleading and deceptive behaviour, and strictly require staff to refrain from any false, misleading and fraudulent behaviour during the sales process. To avoid any possible misunderstanding during the sales process, customers are reminded to carefully read the home purchase contract and are provided with warm tips before the sales transaction. They are further reminded to fully consider the risks of market fluctuations and policy changes to ensure that the purchase of properties is a fully voluntary commercial act.

B7. Anti-corruption

The Group aims to set and maintain a high standard of business integrity throughout its operations. The Group prohibits all forms of bribery, extortion, fraudulent, money laundering and corruption activities in connection with any of its business activities. As a preventive measure, all directors and employees are required to strictly comply with applicable codes of conduct that prohibit the aforementioned corruption activities.

During 2023, the Group was not aware of any major violations of anti-corruption laws and regulations relating to bribery, extortion, fraud and money laundering that may have a significant impact on the Group, including but not limited to the Prevention of Bribery Ordinance of Hong Kong and the Law of the PRC on Anti-money Laundering. During 2023, there were no concluded legal cases regarding corruption practices brought against the Group or its employees (2022: Nil).

Whistleblowing Procedures

The Group has adopted whistleblowing procedures for employees to report in confidence and anonymity any suspected cases of misconduct, malpractice, impropriety, unethical or unfair treatment. All employees are required to report incidents or suspected cases of corruption, theft, fraud and embezzlement to management. The management will make an investigation and report to local police or the Independent Commission Against Corruption (“ICAC”) as appropriate. Any reported case of fraudulence will receive immediate, fair and independent investigation and appropriate follow-up action. Those arrangements are reviewed on a regular basis.

B7. Anti-corruption (Continued)**Anti-corruption Training**

The Group endeavours to maintain a culture of integrity, transparency and accountability by adhering to stringent anti-corruption practices. As a preventive measure, the Group helps its employees and directors to adhere to the updated anti-corruption laws and regulations by providing them with annual anti-corruption training. Guidelines from the ICAC on anti-corruption topics, including but not limited to the Compliance and Beyond Training Package on Business Ethics for Listed Company, the Anti-corruption Law at a Glance, the Private Sector Corruption, and the Recent ICAC Cases, have been circulated among directors and employees during 2023. Anti-corruption training data of the Group are presented below:

	2023			2022		
	Number of Trained Individuals	Percentage of Trained Individuals (%) ¹⁷	Total Training Hours (hours)	Number of Trained Individuals	Percentage of Trained Individuals (%) ¹⁷	Total Training Hours (hours)
By Employee Category						
Directors ¹⁸	6	100.00	20	6	100.00	22
Senior Management	8	80.00	24	6	100.00	29.5
Supervisory Level	36	37.50	51	14	93.33	35
General Employees	84	46.15	111	27	45.00	85
By Geographical Region						
Mainland China	117	42.70	118	37	54.41	39
Hong Kong	17	85.00	88	16	88.89	132.5

Note(s):

17. The percentage of trained individuals by category is calculated by dividing the number of individuals in the specified category who took part in anti-corruption training during the reporting period by the total number of directors and staff in the specified category at the end of the reporting period.
18. The anti-corruption training data for directors include both executive directors' and non-executive directors' training during the reporting period.

B8. Community Investment

The Group recognises the importance of creating positive impacts on the community and therefore strives to reciprocate society. Policies on community investment have been formulated to engage employees in community investment so that they can understand the needs of the communities where the Group operates while focusing and supporting the development of a sustainable community through monetary donations and sponsorship of charitable or educational projects.

As part of the social responsibility initiatives, the Group encourages its employees to serve and reciprocate the community by enlisting their participation in community activities, including charitable fund-raising events by way of monetary contribution or volunteer work. During 2023, the Group donated RMB1,600,000 to The Caring For Children Foundation (關愛未成年人基金) and The Community Fund (社區基金) of Meishan Charity Federation (眉山市慈善總會) to carry out support for the needy in society and children in difficult circumstances.

Going forward, the Group will expand its efforts in charity work to cater to the needs of its community as well as to create a more favourable environment for its community and business by focusing on contributing to social welfare, education, health and culture.

The Board is pleased to present the annual report together with the audited financial statements of the Company and its subsidiaries (the "Group") for the year ended 31 December 2023.

PRINCIPAL ACTIVITIES AND GROUP PERFORMANCE

During the year, the Company continued to be an investment holding company. The principal activities of its subsidiaries included property development and trading, property investment, the provision of property management and related services, treasury management and investment holding. Details of those activities are set out in note 1 to the financial statements. Over 99% of the Group's revenue for the year was derived from its property development and trading business in Mainland China. An analysis of the Group's performance for the year by operating segments is set out in note 4 to the financial statements.

BUSINESS REVIEW

This business review of the Group is made pursuant to paragraph 28(2)(d) of Appendix D2 to the Listing Rules, pursuant to which further analysis of and discussion on the above principal activities of the Group as required by Schedule 5 to the Companies Ordinance (Chapter 622 of the Laws of Hong Kong) (the "Companies Ordinance") are made. In the opinion of the Directors, the Chairman's Statement and Management Discussion and Analysis section provides a comprehensive review of the performance of the Group for the year ended 31 December 2023 as well as its future prospects.

Principal risks and uncertainties

The Directors recognise that the Group's performance and prospects are dependent on economic conditions and market performance of the property market in which the Group has its business operations. The Group monitors risks (including ESG risks) associated with the external factors affecting the Group and takes prompt actions to minimise potential business impact. In addition, the directors are aware that the Group is exposed to various financial risks in its business operations. An analysis of the Group's financial risk management is provided in note 40 to the consolidated financial statements.

Environmental policies and performance

The Group believes that ESG is one of the key elements in achieving continuing success, therefore, it has integrated ESG factors into its business strategy. To ensure that its sustainability strategies are carried out effectively and consistently throughout the Group, it has adopted a comprehensive policy, namely corporate social responsibility policy which outlines its obligations to sustainable development and corporate social responsibility. The said policy guides the Group's business and operational decisions to take into account its responsibility to 4 focus areas: workplace, operating practices, community and environment.

BUSINESS REVIEW (Continued)

Environmental policies and performance (Continued)

During 2023, the Group conducted a materiality assessment to collect opinions from its stakeholders in order to solicit and prioritise the material ESG issues. Taking into consideration the Group's operations and sustainability trends, material issues were identified and incorporated into the assessment so that an in-depth understanding of stakeholders' opinions and expectations towards the Group's sustainability performance and strategies was attained.

To support the global vision for carbon neutrality, the Group has increased its effort to accelerate low-carbon transition and to foster sustainable practices. As a responsible property developer, the Group has invested considerable time and resources in addressing the urgent challenges associated with climate change. The Group has set targets for greenhouse gas emissions, a roadmap for decarbonising its operations. Together with the Group's commitment to energy saving, water efficiency and waste reduction, the Group demonstrates its dedication to environmental protection. The Board and the senior executives from different functional departments will review the progress made against ESG-related goals and targets annually.

Compliance with relevant laws and regulations

During the year, there were no areas of material non-compliance with applicable laws and regulations that had a significant impact on the Company known to the Directors, including but not limited to the Bermuda Companies Act 1981, the Companies Ordinance, the Listing Rules and the SFO.

Key relationships with employees, customers and suppliers and others stakeholders

The Group has developed and implemented a remuneration structure which is a key for the Group to attract and retain the best talents. Details of employee benefits are set out in the section headed "Staff" under "Chairman's Statement and Management Discussion and Analysis" in this annual report. There have been no material interruptions to operations nor any material labour disputes to date.

In particular to the COVID-19 virus situation, the Group has also implemented special arrangement for the protection of employees' health and safety.

The Group recognises the importance of a sound, healthy stakeholder relationship in building its long-term success. To this end, the senior management maintains good communication and, where appropriate, exchanges ideas with the stakeholders.

During the year, there were no material and significant disputes between the Company or any of its subsidiaries and their respective employees, customers and suppliers, shareholders or business partners known to the Directors.

RESULTS AND APPROPRIATIONS

The results of the Group for the year and the financial position of the Group at that date are set out in the consolidated statement of profit or loss and consolidated statement of financial position on pages 72, 74 and 75 respectively.

The Company has adopted a dividend policy and aims to provide a steady return to shareholders and at the same time to maintain a strong balance sheet for investment opportunities and sustainable development in the future. Dividends proposed or declared, or not recommended, is subject to financial performance, cash flow and future investment opportunities of the Group.

Having considered the factors stated in the dividend policy, the Board does not recommend the payment of a final dividend in respect of the year (2022: Nil).

PROPERTY, PLANT AND EQUIPMENT

Movements in the property, plant and equipment of the Group during the year are set out in note 13 to the consolidated financial statements.

PRINCIPAL PROPERTIES

Particulars of the principal properties held by the Group are set out on pages 165 and 166.

SUBSIDIARIES

Particulars of the Company's principal subsidiaries are set out in note 1 to the consolidated financial statements.

SHARE CAPITAL

Movements in the share capital of the Company during the year are set out in note 28 to the consolidated financial statements.

RESERVES

Movements in the reserves of the Group during the year are set out in the consolidated statement of changes in equity on page 76 and note 29 to the consolidated financial statements respectively.

DISTRIBUTABLE RESERVES

At 31 December 2023, the Company's reserves available for distribution, calculated in accordance with the Bermuda Companies Act 1981, amounted to HK\$710.4 million (2022: HK\$712.0 million), none of which has been proposed as final dividend for the year (2022: Nil). In addition, the Company's share premium account in the amount of HK\$95.7 million (2022: HK\$95.7 million) may be distributed in the form of fully paid bonus shares.

CHARITABLE CONTRIBUTIONS

During the year, charitable contribution made by the Group amounted to HK\$1,768,000 (2022: Nil).

FIVE YEAR FINANCIAL SUMMARY

A summary of the results and of the assets and liabilities of the Group for the last five financial years is set out on page 167. This summary does not form part of the audited financial statements.

MAJOR SUPPLIERS AND CUSTOMERS

The percentages of purchases and revenue for the year attributable to the Group's major suppliers and customers, respectively, are as follows:

	2023	2022
	%	%
Purchases		
— the largest supplier	82	84
— the five largest suppliers combined	91	95
Revenue		
— the largest customer	1	1
— the five largest customers combined	3	2

None of the directors, their associates or any shareholder (which to the knowledge of the Directors owns more than 5% of the Company's share capital) had an interest in those major suppliers and customers.

DIRECTORS

The Directors during the year and up to the date of this report are:

Executive Directors

Wong Hy Sky
Yuen Wing Shing
Liu Jie

Independent Non-executive Directors

Luk Yu King, James
Leung Yu Ming, Steven
Lai Degang (*appointed on 10 August 2023*)
Ng Kwok Fu (*resigned on 8 September 2023*)

Yuen Wing Shing (“Mr. Yuen”), Leung Yu Ming, Steven (“Mr. Leung”) and Lai Degang (“Mr. Lai”) will hold office until the forthcoming annual general meeting (the “AGM”). Mr. Yuen has informed the Board that he will not stand for re-election and accordingly will retire as executive Director after the conclusion of the AGM. Mr. Leung and Mr. Lai, being eligible, offer themselves for re-election at the AGM in accordance with Bye-laws 87 and 86(2).

No Director proposed for re-election at the forthcoming annual general meeting has an unexpired service contract which is not determinable by the Company or any of its subsidiaries within one year without payment of compensation, other than statutory compensation.

CONFIRMATION OF INDEPENDENCE

The Company has received from each individual independent non-executive director an annual confirmation of his independence and still considers them to be independent.

DIRECTORS' INFORMATION/SIGNIFICANT COMMITMENTS

Save as disclosed in this annual report, the Company has not been advised by its directors of any change in the information required to be disclosed pursuant to paragraphs (a) to (e) and (g) of Rule 13.51(2) of the Listing Rules since its last update to shareholders nor in any of their significant commitments for the purposes of C.1.5 of the CG Code set out within Appendix C1 to the Listing Rules.

DIRECTORS' INTERESTS IN TRANSACTIONS, ARRANGEMENTS OR CONTRACTS

No transaction, arrangement nor contract of significance to which the Company or any of its subsidiaries was a party, and in which a director of the Company or an entity connected with a director had a material interest, whether directly or indirectly, subsisted at the end of the year or at any time during the year.

EMOLUMENTS OF DIRECTORS AND THE FIVE HIGHEST PAID INDIVIDUALS

Details of the Directors' emoluments and those of the five highest paid individuals in the Group are set out in notes 8 and 9 to the consolidated financial statements respectively.

DIRECTORS' AND CHIEF EXECUTIVE'S INTERESTS AND SHORT POSITIONS

As at 31 December 2023, the interests of the Directors and chief executive of the Company in the shares, underlying shares and debentures of the Company or any of its associated corporations (within the meaning of Part XV of the SFO) as recorded in the register required to be kept by the Company under Section 352 of the SFO, or as otherwise notified to the Company and the Exchange pursuant to the Model Code, were as follows:

Interests in the Company

Name of director	Capacity	No. of shares held	Total no. of shares held	Approximate % of interest
Wong Hy Sky	Interest of controlled corporation*	79,772,000		
	Beneficial owner	<u>88,000,000</u>	<u>167,772,000</u>	<u>20.98%</u>

Note:

- * Mr. Wong Hy Sky ("Mr. Wong") was deemed to be interested in 79,772,000 shares in the Company by virtue of his indirect control of Hong Kong Petrochemical Industrial Group Limited ("HK Petrochemical") which owned those shares. HK Petrochemical was a wholly owned subsidiary of Ever Lead Developments Limited ("Ever Lead"), and Ever Lead was in turn a wholly owned subsidiary of Joybeam Global Limited ("Joybeam Global", a company wholly owned by Mr. Wong).

Save as disclosed above, as at 31 December 2023, none of the Directors and chief executive of the Company had any interests or short positions in the shares, underlying shares or debentures of the Company or any of its associated corporations (within the meaning of Part XV of the SFO).

EQUITY-LINKED AGREEMENTS

Details of the equity-linked agreements entered into during the year or subsisting at the end of the year are as follows:

Share option scheme

The share option scheme adopted by the Company on 21 May 2015 (the "Scheme") is the only share option scheme of the Company. A summary of the Scheme is given below. Other principal terms of the Scheme are given in the circular to shareholders dated 17 April 2015 (the "Scheme Circular").

- | | | |
|---|---|--|
| (1) Purpose | : | To provide the Company with a flexible means of giving incentive to, rewarding, remunerating, compensating and/or providing benefits, to the participants and to serve such other purposes as the board may approve from time to time |
| (2) Participants | : | Any director (or any person proposed to be appointed as such, whether executive or non-executive), officer and employee (whether full-time or part-time) of each member of the Eligible Group (as defined in the Scheme Circular); any business consultant, professional or other advisers (in the areas of legal, technical, financial or corporate managerial) (including any executive, officer and employee of such business consultant, professional and other advisers) to each member of the Eligible Group (or persons proposed to be appointed as such) who has rendered service or will render service to the Group, as absolutely determined by the board |
| (3) Total number of shares available for issue (% of number of shares in issue as at the date of this report) | : | 79,955,741 shares (10%) |
| (4) Maximum entitlement of each participant | : | 1% of the total number of shares in issue in any 12-month period |
| (5) Period within which the shares must be taken up under an option | : | To be determined by the board at its absolute discretion as being the period during which an option may be exercised, such period to expire not later than 10 years from the date of grant of the option |

EQUITY-LINKED AGREEMENTS (Continued)

Share option scheme (Continued)

- (6) Minimum period for which an option must be held before exercise : To be determined by the board from time to time
- (7) Amount payable on application or acceptance of the option : HK\$1.00
- (8) Basis of determining the exercise price : The exercise price shall be a price solely determined by the board but shall be not less than the higher of:
- (a) the closing price of the shares as stated in the Exchange's daily quotations sheet on the date of grant of the option which must be a business day;
 - (b) the average closing price of the shares as stated in the Exchange's daily quotations sheets for the five consecutive business days immediately preceding the date of grant of the option; and
 - (c) the nominal value of a share on the date of grant of the option
- (9) Remaining life : Until 20 May 2025

No option lapsed and no option was granted, exercised or cancelled under the Scheme during the year. Nor were there any outstanding options with regard to the Scheme and any other schemes of the Company at the beginning and/or at the end of the year.

Apart from the foregoing, at no time during the year was the Company or any of its subsidiaries a party to any arrangements whose objects are, or one of whose objects is, to enable the directors of the Company to acquire benefits by means of the acquisition of shares in, or debentures of, the Company or any other body corporate.

OTHER PERSONS' INTERESTS AND SHORT POSITIONS

As at 31 December 2023, so far as was known to the Directors, the following persons (other than the Directors or chief executive of the Company) were recorded in the register kept by the Company under Section 336 of the SFO as being interested or deemed to have interest in 5% or more of the issued share capital of the Company:

Name of shareholder	Capacity	No. of shares held	Approximate % of interest
Joybeam Global	Interest of controlled corporation	79,772,000	9.98%
Ever Lead	Interest of controlled corporation	79,772,000	9.98%
HK Petrochemical	Beneficial owner	79,772,000	9.98%
Cheung Chung Kiu	Interest of controlled corporation	48,736,150	6.09%
Windsor Dynasty Limited	Interest of controlled corporation	48,736,150	6.09%
First Rose Global Limited	Beneficial owner	48,736,150	6.09%

Notes:

- Each parcel of 79,772,000 shares represents HK Petrochemical's direct interest in the Company. Joybeam Global and Ever Lead were deemed to be interested in those shares by virtue of their direct or indirect control of HK Petrochemical.
- Each parcel of 48,736,150 shares represents First Rose Global Limited's direct interest in the Company. Windsor Dynasty Limited was deemed to be interested in those shares by virtue of its direct control of First Rose Global Limited. Mr. Cheung Chung Kiu ("Mr. C.K. Cheung") was deemed to be interested in those shares by virtue of his indirect control of First Rose Global Limited. First Rose Global Limited was a wholly owned subsidiary of Windsor Dynasty Limited, a company wholly owned by Mr. C.K. Cheung.

Save as disclosed above, as at 31 December 2023, the Company had not been notified of any other person or corporation (other than Directors or chief executive of the Company) as being interested or deemed to have interests or short positions in shares or underlying shares of the Company which would fall to be disclosed to the Company or the Exchange under Part XV of the SFO.

DIRECTORS' INTERESTS IN COMPETING BUSINESS

As at 31 December 2023, none of the Directors has any competing interests which need to be disclosed pursuant to Rule 8.10 of the Listing Rules.

RETIREMENT SCHEMES

The Group operates a defined contribution Mandatory Provident Fund retirement benefit scheme in Hong Kong and the employees of the Group's subsidiaries in Mainland China participate in a central pension scheme. Particulars of the above schemes are set out in note 2.4(x) to the financial statements.

SUFFICIENCY OF PUBLIC FLOAT

Based on information that is publicly available to the Company and within the knowledge of the directors as at the date of this report, the Company maintained throughout the year the prescribed amount of public float under the Listing Rules.

PURCHASE, SALE OR REDEMPTION OF SHARES

Neither the Company nor any of its subsidiaries purchased, sold or redeemed any shares in the Company during the year.

PRE-EMPTIVE RIGHTS

There are no pre-emptive rights provisions in the Bermuda Companies Act 1981 or in the bye-laws of the Company.

PERMITTED INDEMNITY PROVISION

Permitted indemnity provisions (within the meaning of section 469 of the Companies Ordinance) for the benefit of the Directors are currently in force and were in force throughout the year.

The Company has also purchased the Directors' and Officers' Liability Insurance to provide adequate protection against claims arising from the lawful discharge of duties by the directors of the Company and its subsidiaries throughout the year.

EXTERNAL AUDITOR

The financial statements for the year have been audited by Ernst & Young, Certified Public Accountants, who retire and, being eligible, offer themselves for re-appointment. A resolution for the re-appointment of Ernst & Young as the external auditor of the Company will be proposed at the forthcoming annual general meeting.

There has been no change of the auditor of the Company in the preceding three years.

On behalf of the Board

Wong Hy Sky

Chairman and Managing Director

Hong Kong, 27 March 2024

**To the shareholders of Y. T. Realty Group Limited**

(Incorporated in Bermuda with limited liability)

OPINION

We have audited the consolidated financial statements of Y. T. Realty Group Limited (the "Company") and its subsidiaries (the "Group") set out on pages 72 to 164, which comprise the consolidated statement of financial position as at 31 December 2023, and the consolidated statement of profit or loss, the consolidated statement of comprehensive income, the consolidated statement of changes in equity and the consolidated statement of cash flows for the year then ended, and notes to the consolidated financial statements, including material accounting policy information.

In our opinion, the consolidated financial statements give a true and fair view of the consolidated financial position of the Group as at 31 December 2023, and of its consolidated financial performance and its consolidated cash flows for the year then ended in accordance with Hong Kong Financial Reporting Standards ("HKFRSs") issued by the Hong Kong Institute of Certified Public Accountants ("HKICPA") and have been properly prepared in compliance with the disclosure requirements of the Hong Kong Companies Ordinance.

BASIS FOR OPINION

We conducted our audit in accordance with Hong Kong Standards on Auditing ("HKSAs") issued by the HKICPA. Our responsibilities under those standards are further described in the *Auditor's responsibilities for the audit of the consolidated financial statements* section of our report. We are independent of the Group in accordance with the HKICPA's *Code of Ethics for Professional Accountants* (the "Code"), and we have fulfilled our other ethical responsibilities in accordance with the Code. We believe that the audit evidence we have obtained is sufficient and appropriate to provide a basis for our opinion.

KEY AUDIT MATTERS

Key audit matters are those matters that, in our professional judgement, were of most significance in our audit of the consolidated financial statements of the current period. These matters were addressed in the context of our audit of the consolidated financial statements as a whole, and in forming our opinion thereon, and we do not provide a separate opinion on these matters. For each matter below, our description of how our audit addressed the matter is provided in that context.

INDEPENDENT AUDITOR'S REPORT

KEY AUDIT MATTERS (Continued)

We have fulfilled the responsibilities described in the *Auditor's responsibilities for the audit of the consolidated financial statements* section of our report, including in relation to these matters. Accordingly, our audit included the performance of procedures designed to respond to our assessment of the risks of material misstatement of the consolidated financial statements. The results of our audit procedures, including the procedures performed to address the matters below, provide the basis for our audit opinion on the accompanying consolidated financial statements.

Key audit matter

Valuations of investment properties

The Group holds a portfolio of investment properties which are situated in the United Kingdom and Chinese Mainland for rental earning purposes. Such investment properties are measured at fair value at the end of each reporting period and the aggregate carrying amount of these investment properties amounted to approximately HK\$760 million as at 31 December 2023.

Different valuation models were applied on different types of investment properties held by the Group. Significant estimation is required to determine the fair values of the investment properties, which reflect market conditions at the end of the reporting period. Management engaged external valuers to perform valuations of these investment properties at the end of the reporting period, and in the absence of current prices in an active market for similar properties, the external valuers considered information from a variety of sources such as current prices of properties of a similar location/condition and estimated rental value of the relevant properties and made assumptions about the capitalisation rates.

Disclosures in relation to the estimation of the fair values of the investment properties are included in notes 2.4, 3 and 14 to the consolidated financial statements.

How our audit addressed the key audit matter

Our audit procedures to assess the valuations of the investment properties included the following:

- obtaining and reviewing the valuation reports prepared by the external valuers engaged by the Group;
- assessing the external valuers' qualifications, experience and expertise and considering their objectivity and independence;
- involving our internal valuation specialists to assist us to assess the valuation methodologies applied and the key assumptions and estimates adopted in the valuations;
- comparing property-related data used as inputs for the valuations with underlying documentation, such as lease agreements for completed investment properties and development plan for the investment property under construction;
- reviewing management's development plan and budget of the investment property under construction with reference to market data, signed construction contracts or quotations from suppliers; and
- assessing the adequacy of the disclosures on the valuations of the investment properties.

KEY AUDIT MATTERS (Continued)**Key audit matter****How our audit addressed the key audit matter***Net realisable value of properties under development and completed properties held for sale*

The carrying amounts of properties under development and completed properties held for sale are stated at the lower of cost and net realisable value. As at 31 December 2023, the Group had properties under development and completed properties held for sale of approximately HK\$9,832 million and approximately HK\$1,842 million, respectively, which represented 62% and 12% of the Group's total assets, respectively.

During the year, an aggregate impairment of HK\$167 million was recognised in profit or loss against properties under development and completed properties held for sale. An aggregate impairment loss of approximately HK\$526 million on properties under development and completed properties held for sale was made by the Group as at 31 December 2023.

Determination of net realisable value of the properties under development and completed properties held for sale involved critical accounting estimates on the selling price, costs to make the sale and, and for properties under development, the costs to completion. Given the significant balance of properties under development and completed properties held for sale and the involvement of critical accounting estimates, assessment of net realisable value of properties under development and completed properties held for sale is considered as a key audit matter.

Disclosures in relation to the estimation of net realisable value of properties under development and completed properties held for sale are included in notes 2.4, 3, 19 and 20 to the consolidated financial statements.

Our audit procedures to assess the net realisable value of properties under development and completed properties held for sale included the following:

- obtaining an understanding of the management's internal control and process of the assessment of the net realisable value of properties under development and completed properties held for sale;
- evaluating the property construction cycle with particular focus on, but not limited to, reviewing the cost budgeting for estimated costs to completion; and
- evaluating management's assessment about the estimated selling price less the estimated cost to make the sale and the estimated cost to completion by checking the recent market transaction prices of properties with comparable locations and conditions, where applicable; comparing with the average historical costs to make the sales by the Group; and comparing the latest estimated costs to completion to the budget approved by management and examining the supporting document such as construction contracts, internal correspondences and approvals.

INDEPENDENT AUDITOR'S REPORT

OTHER INFORMATION INCLUDED IN THE ANNUAL REPORT

The directors of the Company are responsible for the other information. The other information comprises the information included in the Annual Report, other than the consolidated financial statements and our auditor's report thereon.

Our opinion on the consolidated financial statements does not cover the other information and we do not express any form of assurance conclusion thereon.

In connection with our audit of the consolidated financial statements, our responsibility is to read the other information and, in doing so, consider whether the other information is materially inconsistent with the consolidated financial statements or our knowledge obtained in the audit or otherwise appears to be materially misstated. If, based on the work we have performed, we conclude that there is a material misstatement of this other information, we are required to report that fact. We have nothing to report in this regard.

RESPONSIBILITIES OF THE DIRECTORS FOR THE CONSOLIDATED FINANCIAL STATEMENTS

The directors of the Company are responsible for the preparation of the consolidated financial statements that give a true and fair view in accordance with HKFRSs issued by the HKICPA and the disclosure requirements of the Hong Kong Companies Ordinance, and for such internal control as the directors determine is necessary to enable the preparation of consolidated financial statements that are free from material misstatement, whether due to fraud or error.

In preparing the consolidated financial statements, the directors of the Company are responsible for assessing the Group's ability to continue as a going concern, disclosing, as applicable, matters related to going concern and using the going concern basis of accounting unless the directors of the Company either intend to liquidate the Group or to cease operations or have no realistic alternative but to do so.

The directors of the Company are assisted by the Audit Committee in discharging their responsibilities for overseeing the Group's financial reporting process.

AUDITOR'S RESPONSIBILITIES FOR THE AUDIT OF THE CONSOLIDATED FINANCIAL STATEMENTS

Our objectives are to obtain reasonable assurance about whether the consolidated financial statements as a whole are free from material misstatement, whether due to fraud or error, and to issue an auditor's report that includes our opinion. Our report is made solely to you, as a body, in accordance with section 90 of the Bermuda Companies Act 1981, and for no other purpose. We do not assume responsibility towards or accept liability to any other person for the contents of this report.

AUDITOR'S RESPONSIBILITIES FOR THE AUDIT OF THE CONSOLIDATED FINANCIAL STATEMENTS (Continued)

Reasonable assurance is a high level of assurance, but is not a guarantee that an audit conducted in accordance with HKSAAs will always detect a material misstatement when it exists. Misstatements can arise from fraud or error and are considered material if, individually or in the aggregate, they could reasonably be expected to influence the economic decisions of users taken on the basis of these consolidated financial statements.

As part of an audit in accordance with HKSAAs, we exercise professional judgement and maintain professional scepticism throughout the audit. We also:

- Identify and assess the risks of material misstatement of the consolidated financial statements, whether due to fraud or error, design and perform audit procedures responsive to those risks, and obtain audit evidence that is sufficient and appropriate to provide a basis for our opinion. The risk of not detecting a material misstatement resulting from fraud is higher than for one resulting from error, as fraud may involve collusion, forgery, intentional omissions, misrepresentations, or the override of internal control.
- Obtain an understanding of internal control relevant to the audit in order to design audit procedures that are appropriate in the circumstances, but not for the purpose of expressing an opinion on the effectiveness of the Group's internal control.
- Evaluate the appropriateness of accounting policies used and the reasonableness of accounting estimates and related disclosures made by the directors.
- Conclude on the appropriateness of the directors' use of the going concern basis of accounting and, based on the audit evidence obtained, whether a material uncertainty exists related to events or conditions that may cast significant doubt on the Group's ability to continue as a going concern. If we conclude that a material uncertainty exists, we are required to draw attention in our auditor's report to the related disclosures in the consolidated financial statements or, if such disclosures are inadequate, to modify our opinion. Our conclusions are based on the audit evidence obtained up to the date of our auditor's report. However, future events or conditions may cause the Group to cease to continue as a going concern.
- Evaluate the overall presentation, structure and content of the consolidated financial statements, including the disclosures, and whether the consolidated financial statements represent the underlying transactions and events in a manner that achieves fair presentation.
- Obtain sufficient appropriate audit evidence regarding the financial information of the entities or business activities within the Group to express an opinion on the consolidated financial statements. We are responsible for the direction, supervision and performance of the group audit. We remain solely responsible for our audit opinion.

AUDITOR'S RESPONSIBILITIES FOR THE AUDIT OF THE CONSOLIDATED FINANCIAL STATEMENTS (Continued)

We communicate with the Audit Committee regarding, among other matters, the planned scope and timing of the audit and significant audit findings, including any significant deficiencies in internal control that we identify during our audit.

We also provide the Audit Committee with a statement that we have complied with relevant ethical requirements regarding independence and to communicate with them all relationships and other matters that may reasonably be thought to bear on our independence, and where applicable, actions taken to eliminate threats or safeguards applied.

From the matters communicated with the Audit Committee, we determine those matters that were of most significance in the audit of the consolidated financial statements of the current period and are therefore the key audit matters. We describe these matters in our auditor's report unless law or regulation precludes public disclosure about the matter or when, in extremely rare circumstances, we determine that a matter should not be communicated in our report because the adverse consequences of doing so would reasonably be expected to outweigh the public interest benefits of such communication.

The engagement partner on the audit resulting in this independent auditor's report is Mr. Wong Cheuk Keung.

Ernst & Young

Certified Public Accountants

27/F, One Taikoo Place,

979 King's Road,

Quarry Bay, Hong Kong

27 March 2024

CONSOLIDATED STATEMENT OF PROFIT OR LOSS

Year ended 31 December 2023

	Notes	2023 HK\$'000	2022 HK\$'000
REVENUE	5		
Sale of properties		7,246,188	2,681,239
Rental income		27,050	25,543
Interest income		<u>1,130</u>	<u>181</u>
 Total revenue		 7,274,368	 2,706,963
 Cost of sales		 <u>(6,200,305)</u>	 <u>(2,581,026)</u>
 Gross profit		 1,074,063	 125,937
 Other income and gains	5	 54,068	 9,976
Other expenses and losses		(232)	(2,567)
Selling and marketing expenses		(639,060)	(308,807)
Administrative expenses		(118,959)	(213,017)
Finance costs	7	(261,167)	(406,942)
Changes in fair value of investment properties	14	<u>(132,881)</u>	<u>5,854</u>
 LOSS BEFORE TAX	6	 (24,168)	 (789,566)
Income tax credit/(expense)	10	<u>(49,626)</u>	<u>104,945</u>
 LOSS FOR THE YEAR		 <u>(73,794)</u>	 <u>(684,621)</u>
 Attributable to:			
Equity holders of the Company		(30,094)	(475,968)
Non-controlling interests	30	<u>(43,700)</u>	<u>(208,653)</u>
		<u>(73,794)</u>	<u>(684,621)</u>
 LOSS PER SHARE ATTRIBUTABLE TO ORDINARY EQUITY HOLDERS OF THE COMPANY			
Basic and diluted	12	<u>(HK3.8 cents)</u>	<u>(HK59.5 cents)</u>

CONSOLIDATED STATEMENT OF COMPREHENSIVE INCOME

Year ended 31 December 2023

	Notes	2023 HK\$'000	2022 HK\$'000
LOSS FOR THE YEAR		<u>(73,794)</u>	<u>(684,621)</u>
OTHER COMPREHENSIVE INCOME/(LOSS)			
<i>Other comprehensive income/(loss) that may be reclassified to profit or loss in subsequent periods:</i>			
Exchange differences on translation of foreign operations		13,292	(142,954)
Release of exchange fluctuation reserve upon disposal of subsidiaries	32	<u>(2,372)</u>	<u>–</u>
Net other comprehensive income/(loss) that may be reclassified to profit or loss in subsequent periods		10,920	(142,954)
<i>Other comprehensive loss that will not be reclassified to profit or loss in subsequent periods:</i>			
Change in fair value of an equity investment designated at fair value through other comprehensive income	18	<u>(220)</u>	<u>(420)</u>
OTHER COMPREHENSIVE INCOME/(LOSS) FOR THE YEAR		<u>10,700</u>	<u>(143,374)</u>
TOTAL COMPREHENSIVE LOSS FOR THE YEAR		<u><u>(63,094)</u></u>	<u><u>(827,995)</u></u>
Attributable to:			
Equity holders of the Company		<u>(23,944)</u>	(621,957)
Non-controlling interests		<u>(39,150)</u>	<u>(206,038)</u>
		<u><u>(63,094)</u></u>	<u><u>(827,995)</u></u>

CONSOLIDATED STATEMENT OF FINANCIAL POSITION

31 December 2023

	Notes	2023 HK\$'000	2022 HK\$'000
NON-CURRENT ASSETS			
Property, plant and equipment	13	204,406	202,013
Investment properties	14	759,637	805,904
Goodwill	16	257,336	264,299
Other intangible asset	17	11,080	9,960
Equity investment designated at fair value through other comprehensive income	18	1,760	1,980
Deferred tax assets	27	134,905	107,578
Other receivables	21	61,388	60,247
		1,430,512	1,451,981
CURRENT ASSETS			
Properties under development	19	9,831,941	12,449,902
Interests in land use rights for property development	19	40,921	1,117,720
Completed properties held for sale	20	1,841,803	285,863
Other receivables, deposits and prepayments	21	1,704,857	1,691,831
Prepaid income tax		117,681	208,218
Cash and bank balances	22	997,547	1,125,650
		14,534,750	16,879,184
CURRENT LIABILITIES			
Trade and retention payables	23	1,519,781	1,216,828
Other payables and accrued expenses	24	1,269,100	939,343
Interest-bearing bank and other borrowings	25	219,539	899,711
Contract liabilities	26	10,176,114	11,974,740
Tax payable		118,834	121,702
		13,303,368	15,152,324
NET CURRENT ASSETS		1,231,382	1,726,860
TOTAL ASSETS LESS CURRENT LIABILITIES		2,661,894	3,178,841

CONSOLIDATED STATEMENT OF FINANCIAL POSITION

31 December 2023

	Notes	2023 HK\$'000	2022 HK\$'000
NON-CURRENT LIABILITIES			
Deferred tax liabilities	27	46,819	143,646
Interest-bearing bank and other borrowings	25	1,790,308	2,154,902
Other payables	24	9,210	1,642
		<u>1,846,337</u>	<u>2,300,190</u>
Total non-current liabilities		<u>1,846,337</u>	<u>2,300,190</u>
Net assets		<u>815,557</u>	<u>878,651</u>
EQUITY			
Equity attributable to equity holders of the Company			
Issued share capital	28	79,956	79,956
Reserves	29	949,141	973,085
		<u>1,029,097</u>	<u>1,053,041</u>
Non-controlling interests	30	(213,540)	(174,390)
Total equity		<u>815,557</u>	<u>878,651</u>

Wong Hy Sky
Director

Yuen Wing Shing
Director

CONSOLIDATED STATEMENT OF CHANGES IN EQUITY

Year ended 31 December 2023

Note	Attributable to equity holders of the Company									Non-controlling interests	Total
	Issued share capital	Share premium account	Capital redemption reserve	Capital reserve	Contributed surplus	Exchange fluctuation reserve	Other reserve	Retained profits	Total		
	HK\$'000	HK\$'000	HK\$'000	HK\$'000	HK\$'000	HK\$'000	HK\$'000	HK\$'000	HK\$'000	HK\$'000	HK\$'000
At 1 January 2023	79,956	95,738	1,350	1,800	4,767	21,350	1,240	846,840	1,053,041	(174,390)	878,651
Loss for the year	-	-	-	-	-	-	-	(30,094)	(30,094)	(43,700)	(73,794)
Change in fair value of an equity investment designated at fair value through other comprehensive income	-	-	-	-	-	-	(220)	-	(220)	-	(220)
Exchange differences on translation of foreign operations	-	-	-	-	-	8,742	-	-	8,742	4,550	13,292
Release of exchange fluctuation reserve upon disposal of subsidiaries	32	-	-	-	-	(2,372)	-	-	(2,372)	-	(2,372)
Other comprehensive income/(loss) for the year	-	-	-	-	-	6,370	(220)	-	6,150	4,550	10,700
Total comprehensive income/(loss) for the year	-	-	-	-	-	6,370	(220)	(30,094)	(23,944)	(39,150)	(63,094)
At 31 December 2023	<u>79,956</u>	<u>95,738*</u>	<u>1,350*</u>	<u>1,800*</u>	<u>4,767*</u>	<u>27,720*</u>	<u>1,020*</u>	<u>816,746*</u>	<u>1,029,097</u>	<u>(213,540)</u>	<u>815,557</u>
At 1 January 2022	79,956	95,738	1,350	1,800	4,767	166,919	1,660	1,322,808	1,674,998	(39,209)	1,635,789
Loss for the year	-	-	-	-	-	-	-	(475,968)	(475,968)	(208,653)	(684,621)
Change in fair value of an equity investment designated at fair value through other comprehensive income	-	-	-	-	-	-	(420)	-	(420)	-	(420)
Exchange differences on translation of foreign operations	-	-	-	-	-	(145,569)	-	-	(145,569)	2,615	(142,954)
Other comprehensive income/(loss) for the year	-	-	-	-	-	(145,569)	(420)	-	(145,989)	2,615	(143,374)
Total comprehensive loss for the year	-	-	-	-	-	(145,569)	(420)	(475,968)	(621,957)	(206,038)	(827,995)
Acquisition of a subsidiary that is not a business	31	-	-	-	-	-	-	-	-	70,857	70,857
At 31 December 2022	<u>79,956</u>	<u>95,738</u>	<u>1,350</u>	<u>1,800</u>	<u>4,767</u>	<u>21,350</u>	<u>1,240</u>	<u>846,840</u>	<u>1,053,041</u>	<u>(174,390)</u>	<u>878,651</u>

* These reserve accounts comprise the consolidated reserves of HK\$949,141,000 (2022: HK\$973,085,000) in the consolidated statement of financial position.

CONSOLIDATED STATEMENT OF CASH FLOWS

Year ended 31 December 2023

	Notes	2023 HK\$'000	2022 HK\$'000
CASH FLOWS FROM OPERATING ACTIVITIES			
Net cash generated from operations	33(a)	724,454	1,739,982
Interest received from time deposits	5	1,130	181
PRC corporate income tax paid		(38,130)	(37,369)
PRC land appreciation tax paid		(53,316)	(63,032)
Overseas profits tax paid		(4,097)	(1,891)
Net cash flows from operating activities		630,041	1,637,871
CASH FLOWS FROM INVESTING ACTIVITIES			
Additions to investment properties	14	(66,278)	(44,921)
Purchases of items of property, plant and equipment		(7,959)	(8,079)
Bank interest income received		7,080	6,432
Acquisition of a subsidiary that is not a business	31	–	(215,096)
Disposal of subsidiaries	32	(42,899)	30,800
Decrease in non-pledged time deposits with original maturity of over three months		–	34,884
Net cash flows used in investing activities		(110,056)	(195,980)
CASH FLOWS FROM FINANCING ACTIVITIES			
New interest-bearing bank and other borrowings		2,011,975	1,358,575
Repayment of interest-bearing bank and other borrowings		(2,899,505)	(2,729,727)
Principal portion of lease payments		(4,819)	(1,934)
Interest paid		(241,771)	(434,411)
Net cash flows used in financing activities		(1,134,120)	(1,807,497)
Net decrease in cash and cash equivalents		(614,135)	(365,606)
Cash and cash equivalents at beginning of year		663,810	1,149,482
Effect on foreign exchange rate changes, net		44,986	(120,066)
CASH AND CASH EQUIVALENTS AT END OF YEAR		94,661	663,810
ANALYSIS OF BALANCES OF CASH AND CASH EQUIVALENTS			
Cash and bank balances	22	997,547	1,125,650
Less: Restricted bank balances		(902,886)	(461,840)
		94,661	663,810

1 CORPORATE AND GROUP INFORMATION

Y. T. Realty Group Limited (the “Company”) is a limited liability company incorporated in Bermuda. The principal place of business of the Company is located at Room 2805, 28th floor, China Resources Building, 26 Harbour Road, Wanchai, Hong Kong.

During the year, the Company and its subsidiaries (the “Group”) were involved in the following principal activities:

- (a) Property development and trading;
- (b) Property investment;
- (c) Treasury management;
- (d) Provision of property management and related services; and
- (e) Investment holding.

Information about subsidiaries

Particulars of the Company’s principal subsidiaries are as follows:

Name of company	Place of incorporation/ registration and business	Issued and fully paid ordinary/ registered share capital	Percentage of equity attributable to the Company		Principal activities
			Direct	Indirect	
Century Well Enterprises Limited	Hong Kong	HK\$1	–	100%	Corporate management service
Chengdu Runyu Property Co. Ltd. ^{#*} (成都潤渝置業有限公司)	The People’s Republic of China (“PRC” or “Chinese Mainland”)	RMB100,000,000	–	100%	Property investment
Chengdu Yuanrun Corporate Management Co. Ltd. ^{#**} (成都圓潤企業管理有限公司)	Chinese Mainland	RMB10,000,000	–	100%	Corporate management service
Deren Group Limited	Hong Kong	HK\$1	–	100%	Investment holding
Deren Investments Limited	British Virgin Islands	US\$1	–	100%	Investment holding

NOTES TO FINANCIAL STATEMENTS

31 December 2023

1 CORPORATE AND GROUP INFORMATION (Continued)

Information about subsidiaries (Continued)

Name of company	Place of incorporation/ registration and business	Issued and fully paid ordinary/ registered share capital	Percentage of equity attributable to the Company		Principal activities
			Direct	Indirect	
Derun Investments Development (China) Limited	Hong Kong	HK\$1	–	100%	Investment holding
Deyun Enterprises Limited	British Virgin Islands	US\$1	–	100%	Investment holding
Grand Galaxy Limited	Hong Kong	HK\$1	–	100%	Treasury management
Great Giant Investment Limited (“Great Giant”)	British Virgin Islands	US\$50,000	–	100%	Investment holding
Grove Asset 4 S.à.r.l.	Luxembourg	GBP12,000	–	100%	Investment holding
Golden Honour Global Limited (“Golden Honour”)	British Virgin Islands	US\$1	–	100%	Investment holding
Meishan Pengshan Yuanzhong Juhua Zhiye Co. Ltd. #* (眉山彭山圓中聚華置業有限公司)	Chinese Mainland	RMB30,000,000	–	53.6%	Property development and trading
Meishan Yuanzhong Changde Zhiye Co. Ltd. #* (眉山圓中長德置業有限責任公司)	Chinese Mainland	RMB30,000,000	–	53.6%	Property development and trading
Prime Circle Global Limited (“Prime Circle”)	British Virgin Islands	US\$50,000	–	100%	Investment holding
Radiance Ventures Limited	British Virgin Islands	US\$1	100%	–	Investment holding
Radiant Luck Investments Limited	British Virgin Islands	US\$1	–	100%	Investment holding
Sichuan Yuanzhong Changxin Daijiankang Industry Development Co. #* (“Yuanzhong Changxin”) (四川圓中長信大健康產業發展 有限公司)	Chinese Mainland	RMB300,000,000	–	53.6%	Investment holding

1 CORPORATE AND GROUP INFORMATION (Continued)

Information about subsidiaries (Continued)

Name of company	Place of incorporation/ registration and business	Issued and fully paid ordinary/ registered share capital	Percentage of equity attributable to the Company		Principal activities
			Direct	Indirect	
Sichuan Yuanzhong Huaixi Zhiye Co. Ltd. ^{#*} (四川省圓中懷喜置業有限公司)	Chinese Mainland	RMB1,000,000,000	–	53.6%	Investment holding
Sichuan Yuanzhong Jiahua Health Industry Development Co. ^{#*} (四川圓中嘉華健康產業有限公司)	Chinese Mainland	RMB200,000,000	–	53.6%	Property development and trading
Sichuan Yuanzhong Kangyangcheng Zhiye Development Co. Ltd. ^{#*} ("Yuanzhong Kangyangcheng") (四川圓中康養城置業發展有限公司)	Chinese Mainland	RMB219,500,000	–	67%	Property development and trading
Sichuan Yuanzhong Rundafeng Property Development Co. Ltd. ^{#*} ("Yuanzhong Rundafeng") (四川圓中潤達豐置業發展有限公司)	Chinese Mainland	RMB10,000,000	–	80%	Property development and trading
Sichuan Yuanzhong Runheng Zhiye Development Co. Ltd. ^{#*} (四川圓中潤恒置業發展有限公司)	Chinese Mainland	RMB84,000,000	–	67%	Property development and trading
Super Gain Ventures Limited	British Virgin Islands	US\$1	–	100%	Investment holding
Unique Time Investments Limited	British Virgin Islands	US\$1	–	100%	Investment holding
Y. T. Group Management Limited	Hong Kong	HK\$2	–	100%	Investment holding

[#] The English names of these companies represent management's best effort to directly translate their Chinese names as no English names have been registered.

^{*} Registered as limited liability companies under the PRC law.

^{**} Registered as a wholly foreign-owned enterprise under the PRC law.

During the year ended 31 December 2023, the Group disposed of certain subsidiaries and further details of the disposal are included in note 32 to the financial statements.

1 CORPORATE AND GROUP INFORMATION (Continued)

Information about subsidiaries (Continued)

The above table lists the subsidiaries of the Company which, in the opinion of the directors, principally affected the results for the year or formed a substantial portion of the net assets of the Group. To give details of other subsidiaries would, in the opinion of the directors, result in particulars of excessive length.

2 ACCOUNTING POLICIES

2.1 BASIS OF PREPARATION

These financial statements have been prepared in accordance with Hong Kong Financial Reporting Standards (“HKFRSs”) (which include all Hong Kong Financial Reporting Standards, Hong Kong Accounting Standards (“HKASs”) and Interpretations) issued by the Hong Kong Institute of Certified Public Accountants (“HKICPA”) and the disclosure requirements of the Hong Kong Companies Ordinance. They have been prepared under the historical cost convention, except for investment properties and an equity investment designated at fair value through other comprehensive income, which have been measured at fair value. These financial statements are presented in Hong Kong dollars (“HK\$”) and all values are rounded to the nearest thousand except when otherwise indicated.

Basis of consolidation

The consolidated financial statements include the financial statements of the Company and its subsidiaries for the year ended 31 December 2023. A subsidiary is an entity (including a structured entity), directly or indirectly, controlled by the Company. Control is achieved when the Group is exposed, or has rights, to variable returns from its involvement with the investee and has the ability to affect those returns through its power over the investee (i.e., existing rights that give the Group the current ability to direct the relevant activities of the investee).

Generally, there is a presumption that a majority of voting rights results in control. When the Company has less than a majority of the voting or similar rights of an investee, the Group considers all relevant facts and circumstances in assessing whether it has power over an investee, including:

- (a) the contractual arrangement with the other vote holders of the investee;
- (b) rights arising from other contractual arrangements; and
- (c) the Group’s voting rights and potential voting rights.

2 ACCOUNTING POLICIES (Continued)

2.1 BASIS OF PREPARATION (Continued)

Basis of consolidation (Continued)

The financial statements of the subsidiaries are prepared for the same reporting period as the Company, using consistent accounting policies. The results of subsidiaries are consolidated from the date on which the Group obtains control, and continue to be consolidated until the date that such control ceases.

Profit or loss and each component of other comprehensive income are attributed to the owners of the parent of the Group and to the non-controlling interests, even if this results in the non-controlling interests having a deficit balance. All intra-group assets and liabilities, equity, income, expenses and cash flows relating to transactions between members of the Group are eliminated in full on consolidation.

The Group reassesses whether or not it controls an investee if facts and circumstances indicate that there are changes to one or more of the three elements of control described above. A change in the ownership interest of a subsidiary, without a loss of control, is accounted for as an equity transaction.

If the Group loses control over a subsidiary, it derecognises the related assets (including goodwill), liabilities, any non-controlling interest and the exchange fluctuation reserve; and recognises the fair value of any investment retained and any resulting surplus or deficit in profit or loss. The Group's share of components previously recognised in other comprehensive income is reclassified to profit or loss or retained profits, as appropriate, on the same basis as would be required if the Group had directly disposed of the related assets or liabilities.

2.2 CHANGES IN ACCOUNTING POLICIES AND DISCLOSURES

The Group has adopted the following new and revised HKFRSs for the first time for the current year's financial statements.

HKFRS 17	<i>Insurance Contracts</i>
Amendments to HKAS 1 and HKFRS Practice Statement 2	<i>Disclosure of Accounting Policies</i>
Amendments to HKAS 8	<i>Definition of Accounting Estimates</i>
Amendments to HKAS 12	<i>Deferred Tax related to Assets and Liabilities arising from a Single Transaction</i>
Amendments to HKAS 12	<i>International Tax Reform — Pillar Two Model Rules</i>

NOTES TO FINANCIAL STATEMENTS

31 December 2023

2 ACCOUNTING POLICIES (Continued)

2.2 CHANGES IN ACCOUNTING POLICIES AND DISCLOSURES (Continued)

The nature and the impact of the new and revised HKFRSs that are applicable to the Group are described below:

- (a) Amendments to HKAS 1 require entities to disclose their material accounting policy information rather than their significant accounting policies. Accounting policy information is material if, when considered together with other information included in an entity's financial statements, it can reasonably be expected to influence decisions that the primary users of general purpose financial statements make on the basis of those financial statements. Amendments to HKFRS Practice Statement 2 *Making Materiality Judgements* provide non-mandatory guidance on how to apply the concept of materiality to accounting policy disclosures. The Group has disclosed the material accounting policy information in note 2 to the financial statements. The amendments did not have any impact on the measurement, recognition or presentation of any items in the Group's financial statements.
- (b) Amendments to HKAS 8 clarify the distinction between changes in accounting estimates and changes in accounting policies. Accounting estimates are defined as monetary amounts in financial statements that are subject to measurement uncertainty. The amendments also clarify how entities use measurement techniques and inputs to develop accounting estimates. Since the Group's approach and policy align with the amendments, the amendments had no impact on the Group's financial statements.
- (c) Amendments to HKAS 12 *Deferred Tax related to Assets and Liabilities arising from a Single Transaction* narrow the scope of the initial recognition exception in HKAS 12 so that it no longer applies to transactions that give rise to equal taxable and deductible temporary differences, such as leases and decommissioning obligations. Therefore, entities are required to recognise a deferred tax asset (provided that sufficient taxable profit is available) and a deferred tax liability for temporary differences arising from these transactions.

Prior to the initial application of these amendments, the Group applied the initial recognition exception and did not recognise a deferred tax asset and a deferred tax liability for temporary differences for transactions related to leases. The Group has applied the amendments on temporary differences related to leases as at 1 January 2022. Upon the application of the amendments, the Group has determined the temporary differences arising from right-of-use assets and lease liabilities separately, and they did not have any material impact on the financial position of the Group.

2 ACCOUNTING POLICIES (Continued)

2.2 CHANGES IN ACCOUNTING POLICIES AND DISCLOSURES (Continued)

- (d) Amendments to HKAS 12 *International Tax Reform — Pillar Two Model Rules* introduce a mandatory temporary exception from the recognition and disclosure of deferred taxes arising from the implementation of the Pillar Two model rules published by the Organisation for Economic Co-operation and Development. The amendments also introduce disclosure requirements for the affected entities to help users of the financial statements better understand the entities' exposure to Pillar Two income taxes, including the disclosure of current tax related to Pillar Two income taxes separately in the periods when Pillar Two legislation is effective and the disclosure of known or reasonably estimable information of their exposure to Pillar Two income taxes in periods in which the legislation is enacted or substantively enacted but not yet in effect. The Group has applied the amendments retrospectively. Since the Group did not fall within the scope of the Pillar Two model rules, the amendments did not have any impact to the Group.

2.3 ISSUED BUT NOT YET EFFECTIVE HONG KONG FINANCIAL REPORTING STANDARDS

The Group has not applied the following revised HKFRSs, that have been issued but are not yet effective, in these financial statements. The Group intends to apply these revised HKFRSs, if applicable, when they become effective.

Amendments to HKFRS 10 and HKAS 28	<i>Sale or Contribution of Assets between an Investor and its Associate or Joint Venture</i> ³
Amendments to HKFRS 16	<i>Lease Liability in a Sale and Leaseback</i> ¹
Amendments to HKAS 1	<i>Classification of Liabilities as Current or Non-current</i> (the "2020 Amendments") ^{1, 4}
Amendments to HKAS 1	<i>Non-current Liabilities with Covenants</i> (the "2022 Amendments") ^{1, 4}
Amendments to HKAS 7 and HKFRS 7	<i>Supplier Finance Arrangements</i> ¹
Amendments to HKAS 21	<i>Lack of Exchangeability</i> ²

¹ Effective for annual periods beginning on or after 1 January 2024

² Effective for annual periods beginning on or after 1 January 2025

³ No mandatory effective date yet determined but available for adoption

⁴ As a consequence of the 2020 Amendments and 2022 Amendments, Hong Kong Interpretation 5 *Presentation of Financial Statements — Classification by the Borrower of a Term Loan that Contains a Repayment on Demand Clause* was revised to align the corresponding wording with no change in conclusion

Further information about those HKFRSs that are expected to be applicable to the Group is described below.

2 ACCOUNTING POLICIES (Continued)

2.3 ISSUED BUT NOT YET EFFECTIVE HONG KONG FINANCIAL REPORTING STANDARDS (Continued)

The 2020 Amendments clarify the requirements for classifying liabilities as current or non-current, including what is meant by a right to defer settlement and that a right to defer must exist at the end of the reporting period. Classification of a liability is unaffected by the likelihood that the entity will exercise its right to defer settlement. The amendments also clarify that a liability can be settled in its own equity instruments, and that only if a conversion option in a convertible liability is itself accounted for as an equity instrument would the terms of a liability not impact its classification. The 2022 Amendments further clarify that, among covenants of a liability arising from a loan arrangement, only those with which an entity must comply on or before the reporting date affect the classification of that liability as current or non-current. Additional disclosures are required for non-current liabilities that are subject to the entity complying with future covenants within 12 months after the reporting period. The amendments shall be applied retrospectively with early application permitted. An entity that applies the 2020 Amendments early is required to apply simultaneously the 2022 Amendments, and vice versa. The Group is currently assessing the impact of the amendments and whether existing loan agreements may require revision. Based on a preliminary assessment, the amendments are not expected to have any significant impact on the Group's financial statements.

Amendments to HKAS 7 and HKFRS 7 clarify the characteristics of supplier finance arrangements and require additional disclosure of such arrangements. The disclosure requirements in the amendments are intended to assist users of financial statements in understanding the effects of supplier finance arrangements on an entity's liabilities, cash flows and exposure to liquidity risk. Earlier application of the amendments is permitted. The amendments provide certain transition reliefs regarding comparative information, quantitative information as at the beginning of the annual reporting period and interim disclosures. The amendments are not expected to have any significant impact on the Group's financial statements.

2.4 MATERIAL ACCOUNTING POLICIES

(a) Business combinations and goodwill

Business combinations are accounted for using the acquisition method. The consideration transferred is measured at the acquisition date fair value which is the sum of the acquisition date fair values of assets transferred by the Group, liabilities assumed by the Group to the former owners of the acquiree and the equity interests issued by the Group in exchange for control of the acquiree. For each business combination, the Group elects whether to measure the non-controlling interests in the acquiree at fair value or at the proportionate share of the acquiree's identifiable net assets. All other components of non-controlling interests are measured at fair value. Acquisition-related costs are expensed as incurred.

2 ACCOUNTING POLICIES (Continued)

2.4 MATERIAL ACCOUNTING POLICIES (Continued)

(a) Business combinations and goodwill (Continued)

The Group determines that it has acquired a business when the acquired set of activities and assets includes an input and a substantive process that together significantly contribute to the ability to create outputs.

When the Group acquires a business, it assesses the financial assets and liabilities assumed for appropriate classification and designation in accordance with the contractual terms, economic circumstances and pertinent conditions as at the acquisition date. This includes the separation of embedded derivatives in host contracts of the acquiree.

If the business combination is achieved in stages, the previously held equity interest is remeasured at its acquisition date fair value and any resulting gain or loss is recognised in profit or loss.

Any contingent consideration to be transferred by the acquirer is recognised at fair value at the acquisition date. Contingent consideration classified as an asset or liability is measured at fair value with changes in fair value recognised in profit or loss. Contingent consideration that is classified as equity is not remeasured and subsequent settlement is accounted for within equity.

Goodwill is initially measured at cost, being the excess of the aggregate of the consideration transferred, the amount recognised for non-controlling interests and any fair value of the Group's previously held equity interests in the acquiree over the identifiable assets acquired and liabilities assumed. If the sum of this consideration and other items is lower than the fair value of the net assets acquired, the difference is, after reassessment, recognised in profit or loss as a gain on bargain purchase.

After initial recognition, goodwill is measured at cost less any accumulated impairment losses. Goodwill is tested for impairment annually or more frequently if events or changes in circumstances indicate that the carrying value may be impaired. The Group performs its annual impairment test of goodwill as at 31 December. For the purpose of impairment testing, goodwill acquired in a business combination is, from the acquisition date, allocated to each of the Group's cash-generating units, or groups of cash-generating units, that are expected to benefit from the synergies of the combination, irrespective of whether other assets or liabilities of the Group are assigned to those units or groups of units.

NOTES TO FINANCIAL STATEMENTS

31 December 2023

2 ACCOUNTING POLICIES (Continued)

2.4 MATERIAL ACCOUNTING POLICIES (Continued)

(a) Business combinations and goodwill (Continued)

Impairment is determined by assessing the recoverable amount of the cash-generating unit (group of cash-generating units) to which the goodwill relates. Where the recoverable amount of the cash-generating unit (group of cash-generating units) is less than the carrying amount, an impairment loss is recognised. An impairment loss recognised for goodwill is not reversed in a subsequent period.

Where goodwill has been allocated to a part of a cash-generating unit (or group of cash-generating units) and part of the operation within that unit is disposed of, the goodwill associated with the operation disposed of is included in the carrying amount of the operation when determining the gain or loss on the disposal. Goodwill disposed of in these circumstances is measured based on the relative value of the operation disposed of and the portion of the cash-generating unit retained.

(b) Fair value measurement

The Group measures its investment properties and an equity investment designated at fair value through other comprehensive income at fair value at the end of each reporting period. Fair value is the price that would be received to sell an asset or paid to transfer a liability in an orderly transaction between market participants at the measurement date. The fair value measurement is based on the presumption that the transaction to sell the asset or transfer the liability takes place either in the principal market for the asset or liability, or in the absence of a principal market, in the most advantageous market for the asset or liability. The principal or the most advantageous market must be accessible by the Group. The fair value of an asset or a liability is measured using the assumptions that market participants would use when pricing the asset or liability, assuming that market participants act in their economic best interest.

A fair value measurement of a non-financial asset takes into account a market participant's ability to generate economic benefits by using the asset in its highest and best use or by selling it to another market participant that would use the asset in its highest and best use.

The Group uses valuation techniques that are appropriate in the circumstances and for which sufficient data are available to measure fair value, maximising the use of relevant observable inputs and minimising the use of unobservable inputs.

2 ACCOUNTING POLICIES (Continued)

2.4 MATERIAL ACCOUNTING POLICIES (Continued)

(b) Fair value measurement (Continued)

All assets and liabilities for which fair value is measured or disclosed in the financial statements are categorised within the fair value hierarchy, described as follows, based on the lowest level input that is significant to the fair value measurement as a whole:

- Level 1 — based on quoted prices (unadjusted) in active markets for identical assets or liabilities
- Level 2 — based on valuation techniques for which the lowest level input that is significant to the fair value measurement is observable, either directly or indirectly
- Level 3 — based on valuation techniques for which the lowest level input that is significant to the fair value measurement is unobservable

For assets and liabilities that are recognised in the financial statements on a recurring basis, the Group determines whether transfers have occurred between levels in the hierarchy by reassessing categorisation (based on the lowest level input that is significant to the fair value measurement as a whole) at the end of each reporting period.

(c) Impairment of non-financial assets

Where an indication of impairment exists, or when annual impairment testing for a non-financial asset is required (other than deferred tax assets, properties under development, interest in land use rights for property development, completed properties held for sale and investment properties), the asset's recoverable amount is estimated. An asset's recoverable amount is the higher of the asset's or cash-generating unit's value in use and its fair value less costs of disposal, and is determined for an individual asset, unless the asset does not generate cash inflows that are largely independent of those from other assets or groups of assets, in which case the recoverable amount is determined for the cash-generating unit to which the asset belongs.

In testing a cash-generating unit for impairment, a portion of the carrying amount of a corporate asset (e.g., a headquarters building) is allocated to an individual cash-generating unit if it can be allocated on a reasonable and consistent basis or, otherwise, to the smallest group of cash-generating units.

NOTES TO FINANCIAL STATEMENTS

31 December 2023

2 ACCOUNTING POLICIES (Continued)

2.4 MATERIAL ACCOUNTING POLICIES (Continued)

(c) Impairment of non-financial assets (Continued)

An impairment loss is recognised only if the carrying amount of an asset exceeds its recoverable amount. In assessing value in use, the estimated future cash flows are discounted to their present value using a pre-tax discount rate that reflects current market assessments of the time value of money and the risks specific to the asset. An impairment loss is charged to the statement of profit or loss in the period in which it arises in those expense categories consistent with the function of the impaired asset.

An assessment is made at the end of each reporting period as to whether there is an indication that previously recognised impairment losses may no longer exist or may have decreased. If such an indication exists, the recoverable amount is estimated. A previously recognised impairment loss of an asset other than goodwill is reversed only if there has been a change in the estimates used to determine the recoverable amount of that asset, but not to an amount higher than the carrying amount that would have been determined (net of any depreciation/amortisation) had no impairment loss been recognised for the asset in prior years. A reversal of such an impairment loss is credited to the statement of profit or loss in the period in which it arises.

(d) Related parties

A party is considered to be related to the Group if:

- (a) the party is a person or a close member of that person's family and that person:
 - (i) has control or joint control over the Group;
 - (ii) has significant influence over the Group; or
 - (iii) is a member of the key management personnel of the Group or of a parent of the Group;

or

2 ACCOUNTING POLICIES (Continued)

2.4 MATERIAL ACCOUNTING POLICIES (Continued)

(d) Related parties (Continued)

- (b) the party is an entity where any of the following conditions applies:
- (i) the entity and the Group are members of the same group;
 - (ii) one entity is an associate or joint venture of the other entity (or of a parent, subsidiary or fellow subsidiary of the other entity);
 - (iii) the entity and the Group are joint ventures of the same third party;
 - (iv) one entity is a joint venture of a third entity and the other entity is an associate of the third entity;
 - (v) the entity is a post-employment benefit plan for the benefit of employees of either the Group or an entity related to the Group;
 - (vi) the entity is controlled or jointly controlled by a person identified in (a);
 - (vii) a person identified in (a)(i) has significant influence over the entity or is a member of the key management personnel of the entity (or of a parent of the entity); and
 - (viii) the entity, or any member of a group of which it is a part, provides key management personnel services to the Group or to the parent of the Group.

(e) Property, plant and equipment and depreciation

Property, plant and equipment, other than construction in progress, are stated at cost less accumulated depreciation and any impairment losses. The cost of an item of property, plant and equipment comprises its purchase price and any directly attributable cost of bringing the asset to its working condition and location for its intended use.

Expenditure incurred after items of property, plant and equipment have been put into operation, such as repairs and maintenance, is normally charged to the statement of profit or loss in the period in which it is incurred. In situations where the recognition criteria are satisfied, the expenditure for a major inspection is capitalised in the carrying amount of the asset as a replacement. Where significant parts of property, plant and equipment are required to be replaced at intervals, the Group recognises such parts as individual assets with specific useful lives and depreciates them accordingly.

NOTES TO FINANCIAL STATEMENTS

31 December 2023

2 ACCOUNTING POLICIES (Continued)

2.4 MATERIAL ACCOUNTING POLICIES (Continued)

(e) Property, plant and equipment and depreciation (Continued)

Depreciation is calculated on the straight-line basis to write off the cost of each item of property, plant and equipment to its residual value over its estimated useful life. The principal annual rates used for this purpose in respect of owned assets are as follows:

Owned assets

Leasehold improvements	Over the shorter of the lease terms and 20%
Office equipment, furniture and fixtures	15%/20%
Computer software	20%/50%
Motor vehicles	20%/25%
Computer equipment	33%

Where parts of an item of property, plant and equipment have different useful lives, the cost of that item is allocated on a reasonable basis among the parts and each part is depreciated separately. Residual values, useful lives and the depreciation method are reviewed, and adjusted if appropriate, at least at each financial year end.

An item of property, plant and equipment including any significant part initially recognised is derecognised upon disposal or when no future economic benefits are expected from its use or disposal. Any gain or loss on disposal or retirement recognised in the statement of profit or loss in the year the asset is derecognised is the difference between the net sales proceeds and the carrying amount of the relevant asset.

Construction in progress is stated at cost less any impairment losses, and is not depreciated. It is reclassified to the appropriate category of property, plant and equipment when completed and ready for use.

(f) Investment properties

Investment properties are interests in land and buildings (including right-of-use assets) held to earn rental income and/or for capital appreciation. Such properties are measured initially at cost, including transaction costs. Subsequent to initial recognition, investment properties are stated at fair value, which reflects market conditions at the end of the reporting period.

2 ACCOUNTING POLICIES (Continued)

2.4 MATERIAL ACCOUNTING POLICIES (Continued)

(f) Investment properties (Continued)

Property under construction or development for future use as an investment property is classified as investment property under construction. If the fair value cannot be reliably determined, the investment property under construction will be measured at cost until such time as fair value can be determined or construction is completed. When the Group completes the construction or development of a self-constructed investment property, any difference between the fair value of the property at the completion date and its previous carrying amount is recognised in the statement of profit or loss.

Gains or losses arising from changes in the fair values of investment properties are included in the statement of profit or loss in the year in which they arise.

Any gains or losses on the retirement or disposal of an investment property are recognised in the statement of profit or loss in the year of the retirement or disposal.

For a transfer from interests in land use rights for property development or properties under development to investment properties, any difference between the fair value of the interest in land use rights or the property at the date of change in use and its previous carrying amount is recognised in the statement of profit or loss.

(g) Golf club membership

Golf club membership acquired is measured on initial recognition at cost and its useful life is assessed to be indefinite.

Golf club membership is tested for impairment annually and not amortised. Its useful life is reviewed annually to determine whether the indefinite life assessment continues to be supportable. If not, the change in the useful life assessment from indefinite to finite is accounted for on a prospective basis.

NOTES TO FINANCIAL STATEMENTS

31 December 2023

2 ACCOUNTING POLICIES (Continued)

2.4 MATERIAL ACCOUNTING POLICIES (Continued)

(h) Leases

The Group assesses at contract inception whether a contract is, or contains, a lease. A contract is, or contains, a lease if the contract conveys the right to control the use of an identified asset for a period of time in exchange for consideration.

Group as a lessee

The Group applies a single recognition and measurement approach for all leases, except for short-term leases and leases of low-value assets. The Group recognises lease liabilities to make lease payments and right-of-use assets representing the right to use the underlying assets.

(a) *Right-of-use assets*

Right-of-use assets are recognised at the commencement date of the lease (that is the date the underlying asset is available for use). Right-of-use assets are measured at cost, less accumulated depreciation and any impairment losses, and adjusted for any remeasurement of lease liabilities. The cost of right-of-use assets includes the amount of lease liabilities recognised, initial direct costs incurred, and lease payments made at or before the commencement date less any lease incentives received. Right-of-use assets are depreciated on a straight-line basis over the lease terms as follows.

Leasehold land	2 to 40 years
Leased properties	2 to 3 years

If ownership of the leased asset transfers to the Group by the end of the lease term or the cost reflects the exercise of a purchase option, depreciation is calculated using the estimated useful life of the asset.

When the right-of-use assets relate to interests in leasehold land held as inventories, they are subsequently measured at the lower of cost and net realisable value in accordance with the Group's policy for "properties under development" and "completed properties held for sale". When a right-of-use asset meets the definition of investment property, it is included in investment properties. The corresponding right-of-use asset is initially measured at cost, and subsequently measured at fair value, in accordance with the Group's policy for "investment properties".

2 ACCOUNTING POLICIES (Continued)

2.4 MATERIAL ACCOUNTING POLICIES (Continued)

(h) Leases (Continued)

Group as a lessee (Continued)

(b) *Lease liabilities*

Lease liabilities are recognised at the commencement date of the lease at the present value of lease payments to be made over the lease term. The lease payments include fixed payments (including in-substance fixed payments) less any lease incentives receivable, variable lease payments that depend on an index or a rate, and amounts expected to be paid under residual value guarantees. The lease payments also include the exercise price of a purchase option reasonably certain to be exercised by the Group and payments of penalties for termination of a lease, if the lease term reflects the Group exercising the option to terminate the lease. The variable lease payments that do not depend on an index or a rate are recognised as an expense in the period in which the event or condition that triggers the payment occurs.

In calculating the present value of lease payments, the Group uses its incremental borrowing rate at the lease commencement date because the interest rate implicit in the lease is not readily determinable. After the commencement date, the amount of lease liabilities is increased to reflect the accretion of interest and reduced for the lease payments made. In addition, the carrying amount of lease liabilities is remeasured if there is a modification, a change in the lease term, a change in lease payments (e.g., a change to future lease payments resulting from a change in an index or rate) or a change in assessment of an option to purchase the underlying asset.

The Group's lease liabilities are included in other payables and accrued expenses.

(c) *Short-term leases and leases of low-value assets*

The Group applies the short-term lease recognition exemption to its short-term leases of property and equipment (that is those leases that have a lease term of 12 months or less from the commencement date and do not contain a purchase option). When the Group enters into a lease in respect of a low-value asset, the Group decides whether to capitalise the lease on a lease-by-lease basis. Lease payments on short-term leases and leases of low-value assets are recognised as an expense on a straight-line basis over the lease term.

2 ACCOUNTING POLICIES (Continued)

2.4 MATERIAL ACCOUNTING POLICIES (Continued)

(h) Leases (Continued)

Group as a lessor

When the Group acts as a lessor, it classifies at lease inception (or when there is a lease modification) each of its leases as either an operating lease or a finance lease.

Leases in which the Group does not transfer substantially all the risks and rewards incidental to ownership of an asset are classified as operating leases. When a contract contains lease and non-lease components, the Group allocates the consideration in the contract to each component on a relative stand-alone selling price basis. Rental income is accounted for on a straight-line basis over the lease terms and is included in revenue in the statement of profit or loss due to its operating nature. Initial direct costs incurred in negotiating and arranging an operating lease are added to the carrying amount of the leased asset and recognised over the lease term on the same basis as rental income. Contingent rents are recognised as revenue in the period in which they are earned.

Leases that transfer substantially all the risks and rewards incidental to ownership of an underlying asset to the lessee are accounted for as finance leases.

(i) Properties under development

Properties under development are intended to be held for sale after completion. Properties under development are stated at the lower of cost and net realisable value and comprise land costs, construction costs, borrowing costs, professional fees and other costs directly attributable to such properties incurred during the development period.

Net realisable value takes into account the Group's expected proceeds derived from the properties under development, less costs to completion and the costs to be incurred in realising the revenue derived from the sale of the properties, based on prevailing market conditions. Any excess of cost over the net realisable value of individual items of properties under development is recognised as an expense in profit or loss.

Properties under development are classified as current assets unless the construction period of the relevant property development project is expected to complete beyond the normal operating cycle. On completion, the properties are transferred to completed properties held for sale.

When the right-of-use assets relate to interests in leasehold land held as properties under development, they are initially included in the properties under development and subsequently measured at the lower of cost and net realisable value.

2 ACCOUNTING POLICIES (Continued)

2.4 MATERIAL ACCOUNTING POLICIES (Continued)

(j) Completed properties held for sale

Completed properties held for sale are stated at the lower of cost and net realisable value. Cost of properties held for sale is determined by an apportionment of total land and construction costs attributable to the unsold properties. Net realisable value is determined by reference to the sales proceeds of properties sold in the ordinary course of business, less applicable variable selling expenses, or by management estimates based on the prevailing market conditions.

When the right-of-use assets relate to interests in leasehold land held as completed properties held for sale, they are subsequently measured at the lower of cost and net realisable value in accordance with the Group's policy for completed properties held for sale.

(k) Investments and other financial assets

Initial recognition and measurement

Financial assets are classified, at initial recognition, as subsequently measured at amortised cost, fair value through other comprehensive income and fair value through profit or loss.

The classification of financial assets at initial recognition depends on the financial asset's contractual cash flow characteristics and the Group's business model for managing them. With the exception of trade receivables that do not contain a significant financing component or for which the Group has applied the practical expedient of not adjusting the effect of a significant financing component, the Group initially measures a financial asset at its fair value, plus in the case of a financial asset not at fair value through profit or loss, transaction costs. Trade receivables that do not contain a significant financing component or for which the Group has applied the practical expedient are measured at the transaction price determined under HKFRS 15 in accordance with the policies set out for "Revenue recognition" below.

In order for a financial asset to be classified and measured at amortised cost or fair value through other comprehensive income, it needs to give rise to cash flows that are solely payments of principal and interest ("SPPI") on the principal amount outstanding. Financial assets with cash flows that are not SPPI are classified and measured at fair value through profit or loss, irrespective of the business model.

2 ACCOUNTING POLICIES (Continued)

2.4 MATERIAL ACCOUNTING POLICIES (Continued)

(k) Investments and other financial assets (Continued)

Initial recognition and measurement (Continued)

The Group's business model for managing financial assets refers to how it manages its financial assets in order to generate cash flows. The business model determines whether cash flows will result from collecting contractual cash flows, selling the financial assets, or both. Financial assets classified and measured at amortised cost are held within a business model with the objective to hold financial assets in order to collect contractual cash flows, while financial assets classified and measured at fair value through other comprehensive income are held within a business model with the objective of both holding to collect contractual cash flows and selling. Financial assets which are not held within the aforementioned business models are classified and measured at fair value through profit or loss.

Purchases or sales of financial assets that require delivery of assets within the period generally established by regulation or convention in the marketplace are recognised on the trade date, that is, the date that the Group commits to purchase or sell the asset.

Subsequent measurement

The subsequent measurement of financial assets depends on their classification as follows:

Financial assets at amortised cost (debt instruments)

Financial assets at amortised cost are subsequently measured using the effective interest method and are subject to impairment. Gains and losses are recognised in the statement of profit or loss when the asset is derecognised, modified or impaired.

Financial assets designated at fair value through other comprehensive income (equity investments)

Upon initial recognition, the Group can elect to classify irrevocably its equity investments as equity investments designated at fair value through other comprehensive income when they meet the definition of equity under HKAS 32 *Financial Instruments: Presentation* and are not held for trading. The classification is determined on an instrument-by-instrument basis.

Gains and losses on these financial assets are never recycled to the statement of profit or loss. Dividends are recognised as other income in the statement of profit or loss when the right of payment has been established, except when the Group benefits from such proceeds as a recovery of part of the cost of the financial asset, in which case, such gains are recorded in other comprehensive income. Equity investments designated at fair value through other comprehensive income are not subject to impairment assessment.

2 ACCOUNTING POLICIES (Continued)

2.4 MATERIAL ACCOUNTING POLICIES (Continued)

(I) Derecognition of financial assets

A financial asset (or, where applicable, a part of a financial asset or part of a group of similar financial assets) is primarily derecognised (i.e., removed from the Group's consolidated statement of financial position) when:

- the rights to receive cash flows from the asset have expired; or
- the Group has transferred its rights to receive cash flows from the asset or has assumed an obligation to pay the received cash flows in full without material delay to a third party under a "pass-through" arrangement; and either (a) the Group has transferred substantially all the risks and rewards of the asset, or (b) the Group has neither transferred nor retained substantially all the risks and rewards of the asset, but has transferred control of the asset.

When the Group has transferred its rights to receive cash flows from an asset or has entered into a pass-through arrangement, it evaluates if, and to what extent, it has retained the risk and rewards of ownership of the asset. When it has neither transferred nor retained substantially all the risks and rewards of the asset nor transferred control of the asset, the Group continues to recognise the transferred asset to the extent of the Group's continuing involvement. In that case, the Group also recognises an associated liability. The transferred asset and the associated liability are measured on a basis that reflects the rights and obligations that the Group has retained.

Continuing involvement that takes the form of a guarantee over the transferred asset is measured at the lower of the original carrying amount of the asset and the maximum amount of consideration that the Group could be required to repay.

2 ACCOUNTING POLICIES (Continued)

2.4 MATERIAL ACCOUNTING POLICIES (Continued)

(m) Impairment of financial assets

The Group recognises an allowance for expected credit losses (“ECLs”) for all debt instruments not held at fair value through profit or loss. ECLs are based on the difference between the contractual cash flows due in accordance with the contract and all the cash flows that the Group expects to receive, discounted at an approximation of the original effective interest rate. The expected cash flows will include cash flows from the sale of collateral held or other credit enhancements that are integral to the contractual terms.

General approach

ECLs are recognised in two stages. For credit exposures for which there has not been a significant increase in credit risk since initial recognition, ECLs are provided for credit losses that result from default events that are possible within the next 12 months (a 12-month ECL). For those credit exposures for which there has been a significant increase in credit risk since initial recognition, a loss allowance is required for credit losses expected over the remaining life of the exposure, irrespective of the timing of the default (a lifetime ECL).

At each reporting date, the Group assesses whether the credit risk on a financial instrument has increased significantly since initial recognition. When making the assessment, the Group compares the risk of a default occurring on the financial instrument as at the reporting date with the risk of a default occurring on the financial instrument as at the date of initial recognition and considers reasonable and supportable information that is available without undue cost or effort, including historical and forward-looking information. The Group considers that there has been a significant increase in credit risk when contractual payments are more than 30 days past due.

The Group considers a financial asset in default when contractual payments are 90 days past due. However, in certain cases, the Group may also consider a financial asset to be in default when internal or external information indicates that the Group is unlikely to receive the outstanding contractual amounts in full before taking into account any credit enhancements held by the Group.

A financial asset is written off when there is no reasonable expectation of recovering the contractual cash flows.

2 ACCOUNTING POLICIES (Continued)

2.4 MATERIAL ACCOUNTING POLICIES (Continued)

(m) Impairment of financial assets (Continued)

General approach (Continued)

Financial assets at amortised cost are subject to impairment under the general approach and they are classified within the following stages for measurement of ECLs except for trade receivables which apply the simplified approach as detailed below.

- Stage 1 — Financial instruments for which credit risk has not increased significantly since initial recognition and for which the loss allowance is measured at an amount equal to 12-month ECLs
- Stage 2 — Financial instruments for which credit risk has increased significantly since initial recognition but that are not credit-impaired financial assets and for which the loss allowance is measured at an amount equal to lifetime ECLs
- Stage 3 — Financial assets that are credit-impaired at the reporting date (but that are not purchased or originated credit-impaired) and for which the loss allowance is measured at an amount equal to lifetime ECLs

Simplified approach

For trade receivables that do not contain a significant financing component or when the Group applies the practical expedient of not adjusting the effect of a significant financing component, the Group applies the simplified approach in calculating ECLs. Under the simplified approach, the Group does not track changes in credit risk, but instead recognises a loss allowance based on lifetime ECLs at each reporting date. The Group has established a provision matrix that is based on its historical credit loss experience, adjusted for forward-looking factors specific to the debtors and the economic environment.

For trade receivables that contain a significant financing component and lease receivables, the Group chooses as its accounting policy to adopt the simplified approach in calculating ECLs with policies as described above.

2 ACCOUNTING POLICIES (Continued)

2.4 MATERIAL ACCOUNTING POLICIES (Continued)

(n) Financial liabilities

Initial recognition and measurement

Financial liabilities are classified, at initial recognition, as loans and borrowings or payables, as appropriate.

All financial liabilities are recognised initially at fair value and, in the case of loans and borrowings and payables, net of directly attributable transaction costs.

The Group's financial liabilities include trade and retention payables, other payables and accrued expenses and interest-bearing bank and other borrowings.

Subsequent measurement

The subsequent measurement of financial liabilities depends on their classification as follows:

Financial liabilities at amortised cost (trade and other payables, and borrowings)

After initial recognition, trade and other payables, and interest-bearing borrowings are subsequently measured at amortised cost, using the effective interest rate method unless the effect of discounting would be immaterial, in which case they are stated at cost. Gains and losses are recognised in the statement of profit or loss when the liabilities are derecognised as well as through the effective interest rate amortisation process.

Amortised cost is calculated by taking into account any discount or premium on acquisition and fees or costs that are an integral part of the effective interest rate. The effective interest rate amortisation is included in finance costs in the statement of profit or loss.

Financial guarantee contracts

Financial guarantee contracts issued by the Group are those contracts that require a payment to be made to reimburse the holder for a loss it incurs because the specified debtor fails to make a payment when due in accordance with the terms of a debt instrument. A financial guarantee contract is recognised initially as a liability at its fair value, adjusted for transaction costs that are directly attributable to the issuance of the guarantee. Subsequent to initial recognition, the Group measures the financial guarantee contracts at the higher of: (i) the ECL allowance determined in accordance with the policy as set out in "Impairment of financial assets"; and (ii) the amount initially recognised less, when appropriate, the cumulative amount of income recognised.

2 ACCOUNTING POLICIES (Continued)

2.4 MATERIAL ACCOUNTING POLICIES (Continued)

(o) Derecognition of financial liabilities

A financial liability is derecognised when the obligation under the liability is discharged or cancelled, or expires.

When an existing financial liability is replaced by another from the same lender on substantially different terms, or the terms of an existing liability are substantially modified, such an exchange or modification is treated as a derecognition of the original liability and a recognition of a new liability, and the difference between the respective carrying amounts is recognised in the statement of profit or loss.

(p) Offsetting of financial instruments

Financial assets and financial liabilities are offset and the net amount is reported in the statement of financial position if there is currently an enforceable legal right to offset the recognised amounts and there is an intention to settle on a net basis, or to realise the assets and settle the liabilities simultaneously.

(q) Cash and cash equivalents

Cash and cash equivalents in the statement of financial position comprise cash on hand and at banks, and short-term highly liquid deposits with a maturity of generally within three months that are readily convertible into known amounts of cash, subject to an insignificant risk of changes in value and held for the purpose of meeting short-term cash commitments.

For the purpose of the consolidated statement of cash flows, cash and cash equivalents comprise cash on hand and at banks, and short-term deposits as defined above, less bank overdrafts which are repayable on demand and form an integral part of the Group's cash management.

2 ACCOUNTING POLICIES (Continued)

2.4 MATERIAL ACCOUNTING POLICIES (Continued)

(r) Provisions

A provision is recognised when a present obligation (legal or constructive) has arisen as a result of a past event and it is probable that a future outflow of resources will be required to settle the obligation, provided that a reliable estimate can be made of the amount of the obligation.

When the Group expects some or all of a provision to be reimbursed, the reimbursement is recognised as a separate asset, but only when the reimbursement is virtually certain. The expense relating to a provision is presented in the statement of profit or loss net of any reimbursement.

When the effect of discounting is material, the amount recognised for a provision is the present value at the end of the reporting period of the future expenditures expected to be required to settle the obligation. The increase in the discounted present value amount arising from the passage of time is included in finance costs in the statement of profit or loss.

(s) Income tax

Income tax comprises current and deferred tax. Income tax relating to items recognised outside profit or loss is recognised outside profit or loss, either in other comprehensive income or directly in equity.

Current tax assets and liabilities are measured at the amount expected to be recovered from or paid to the taxation authorities, based on tax rates (and tax laws) that have been enacted or substantively enacted by the end of the reporting period, taking into consideration interpretations and practices prevailing in the countries in which the Group operates.

Deferred tax is provided, using the liability method, on all temporary differences at the end of the reporting period between the tax bases of assets and liabilities and their carrying amounts for financial reporting purposes.

2 ACCOUNTING POLICIES (Continued)

2.4 MATERIAL ACCOUNTING POLICIES (Continued)

(s) Income tax (Continued)

Deferred tax liabilities are recognised for all taxable temporary differences, except:

- when the deferred tax liability arises from the initial recognition of an asset or liability in a transaction that is not a business combination and, at the time of the transaction, affects neither the accounting profit nor taxable profit or loss and does not give rise to equal taxable and deductible temporary differences; and
- in respect of taxable temporary differences associated with investments in subsidiaries, when the timing of the reversal of the temporary differences can be controlled and it is probable that the temporary differences will not reverse in the foreseeable future.

Deferred tax assets are recognised for all deductible temporary differences, and the carryforward of unused tax credits and any unused tax losses. Deferred tax assets are recognised to the extent that it is probable that taxable profit will be available against which the deductible temporary differences, and the carryforward of unused tax credits and unused tax losses can be utilised, except:

- when the deferred tax asset relating to the deductible temporary differences arises from the initial recognition of an asset or liability in a transaction that is not a business combination and, at the time of the transaction, affects neither the accounting profit nor taxable profit or loss and does not give rise to equal taxable and deductible temporary differences; and
- in respect of deductible temporary differences associated with investments in subsidiaries, deferred tax assets are only recognised to the extent that it is probable that the temporary differences will reverse in the foreseeable future and taxable profit will be available against which the temporary differences can be utilised.

The carrying amount of deferred tax assets is reviewed at the end of each reporting period and reduced to the extent that it is no longer probable that sufficient taxable profit will be available to allow all or part of the deferred tax asset to be utilised. Unrecognised deferred tax assets are reassessed at the end of each reporting period and are recognised to the extent that it has become probable that sufficient taxable profit will be available to allow all or part of the deferred tax asset to be recovered.

NOTES TO FINANCIAL STATEMENTS

31 December 2023

2 ACCOUNTING POLICIES (Continued)

2.4 MATERIAL ACCOUNTING POLICIES (Continued)

(s) Income tax (Continued)

Deferred tax assets and liabilities are measured at the tax rates that are expected to apply to the period when the asset is realised or the liability is settled, based on tax rates (and tax laws) that have been enacted or substantively enacted by the end of the reporting period.

Deferred tax assets and deferred tax liabilities are offset if and only if the Group has a legally enforceable right to set off current tax assets and current tax liabilities and the deferred tax assets and deferred tax liabilities relate to income taxes levied by the same taxation authority on either the same taxable entity or different taxable entities which intend either to settle current tax liabilities and assets on a net basis, or to realise the assets and settle the liabilities simultaneously, in each future period in which significant amounts of deferred tax liabilities or assets are expected to be settled or recovered.

(t) Revenue recognition

Revenue from contracts with customers

Revenue from contracts with customers is recognised when control of goods or services is transferred to the customers at an amount that reflects the consideration to which the Group expects to be entitled in exchange for those goods or services.

When the consideration in a contract includes a variable amount, the amount of consideration is estimated to which the Group will be entitled in exchange for transferring the goods or services to the customer. The variable consideration is estimated at contract inception and constrained until it is highly probable that a significant revenue reversal in the amount of cumulative revenue recognised will not occur when the associated uncertainty with the variable consideration is subsequently resolved.

When the contract contains a financing component which provides the customer with a significant benefit of financing the transfer of goods or services to the customer for more than one year, revenue is measured at the present value of the amount receivable, discounted using the discount rate that would be reflected in a separate financing transaction between the Group and the customer at contract inception. When the contract contains a financing component which provides the Group with a significant financial benefit for more than one year, revenue recognised under the contract includes the interest expense accreted on the contract liability under the effective interest method. For a contract where the period between the payment by the customer and the transfer of the promised goods or services is one year or less, the transaction price is not adjusted for the effects of a significant financing component, using the practical expedient in HKFRS 15.

2 ACCOUNTING POLICIES (Continued)

2.4 MATERIAL ACCOUNTING POLICIES (Continued)

(t) Revenue recognition (Continued)

Revenue from contracts with customers (Continued)

Sale of properties

Revenue from the sale of properties is recognised at the point in time when the customer obtains the physical possession or the legal title of the completed property and the Group has the present right to payment and the collection of the consideration is probable.

Revenue from other sources

- (a) Rental income is recognised on a time proportion basis over the lease terms.
- (b) Interest income is recognised on an accrual basis using the effective interest method by applying the rate that exactly discounts the estimate future cash receipts over the expected life of the financial instrument to the net carrying amount of the financial asset.

(u) Contract liabilities

A contract liability is recognised when a payment is received or a payment is due (whichever is earlier) from a customer before the Group transfers the related goods or services. Contract liabilities are recognised as revenue when the Group performs under the contract (i.e., transfers control of the related goods or services to the customer).

2 ACCOUNTING POLICIES (Continued)

2.4 MATERIAL ACCOUNTING POLICIES (Continued)

(v) Contract costs

Costs to fulfil a contract

Other than the costs which are capitalised as properties under development, completed properties held for sales and property, plant and equipment, costs incurred to fulfil a contract with a customer are capitalised as an asset if all of the following criteria are met:

- (a) The costs relate directly to a contract or to an anticipated contract that the entity can specifically identify.
- (b) The costs generate or enhance resources of the entity that will be used in satisfying (or in continuing to satisfy) performance obligations in the future.
- (c) The costs are expected to be recovered.

The capitalised contract costs are amortised and charged to the statement of profit or loss on a systematic basis that is consistent with the transfer to the customer of the goods or services to which the asset related. Other contract costs are expensed as incurred.

Costs of obtaining a contract

Costs of obtaining a contract are those costs that the Group incurs to obtain a contract with a customer it would not have incurred if the contract had not been obtained e.g., commission to sales agents. Costs of obtaining a contract are capitalised when incurred if the costs relate to revenue which will be recognised in a future reporting period and the costs are expected to be recovered. The costs of obtaining a contract are charged to the statement of profit or loss on a systematic basis that is consistent with the pattern of the revenue to which the asset related is recognised. Other costs of obtaining a contract are expensed when incurred.

(w) Borrowing costs

Borrowing costs directly attributable to the acquisition, construction or production of qualifying assets, i.e., assets that necessarily take a substantial period of time to get ready for their intended use or sale, are capitalised as part of the cost of those assets. The capitalisation of such borrowing costs ceases when the assets are substantially ready for their intended use or sale. All other borrowing costs are expensed in the period in which they are incurred. Borrowing costs consist of interest and other costs that an entity incurs in connection with the borrowing of funds.

2 ACCOUNTING POLICIES (Continued)

2.4 MATERIAL ACCOUNTING POLICIES (Continued)

(x) Employee benefits

Share-based payments

The Company operates a share option scheme. Employees (including directors) of the Group receive remuneration in the form of share-based payments, whereby employees render services in exchange for equity instruments (“equity-settled transactions”). The cost of equity-settled transactions with employees is measured by reference to the fair value at the date at which they are granted.

The cost of equity-settled transactions is recognised in employee benefit expense, together with a corresponding increase in equity, over the period in which the performance and/or service conditions are fulfilled. The cumulative expense recognised for equity-settled transactions at the end of each reporting period until the vesting date reflects the extent to which the vesting period has expired and the Group’s best estimate of the number of equity instruments that will ultimately vest. The charge or credit to the statement of profit or loss for a period represents the movement in the cumulative expense recognised as at the beginning and end of that period.

Service and non-market performance conditions are not taken into account when determining the grant date fair value of awards, but the likelihood of the conditions being met is assessed as part of the Group’s best estimate of the number of equity instruments that will ultimately vest. Market performance conditions are reflected within the grant date fair value. Any other conditions attached to an award, but without an associated service requirement, are considered to be non-vesting conditions. Non-vesting conditions are reflected in the fair value of an award and lead to an immediate expensing of an award unless there are also service and/or performance conditions.

For awards that do not ultimately vest because non-market performance and/or service conditions have not been met, no expense is recognised. Where awards include a market or non-vesting condition, the transactions are treated as vesting irrespective of whether the market or non-vesting condition is satisfied, provided that all other performance and/or service conditions are satisfied.

2 ACCOUNTING POLICIES (Continued)

2.4 MATERIAL ACCOUNTING POLICIES (Continued)

(x) Employee benefits (Continued)

Share-based payments (Continued)

Where the terms of an equity-settled award are modified, as a minimum an expense is recognised as if the terms had not been modified, if the original terms of the award are met. In addition, an expense is recognised for any modification that increases the total fair value of the share-based payments, or is otherwise beneficial to the employee as measured at the date of modification. Where an equity-settled award is cancelled, it is treated as if it had vested on the date of cancellation, and any expense not yet recognised for the award is recognised immediately. This includes any award where non-vesting conditions within the control of either the Group or the employee are not met. However, if a new award is substituted for the cancelled award, and is designated as a replacement award on the date that it is granted, the cancelled and new awards are treated as if they were a modification of the original award, as described in the previous paragraph.

Pension schemes

The Group operates a defined contribution Mandatory Provident Fund retirement benefit scheme (the "MPF Scheme") under the Mandatory Provident Fund Schemes Ordinance for all of its employees in Hong Kong. Contributions are made based on a percentage of the employees' basic salaries and are charged to the statement of profit or loss as they become payable in accordance with the rules of the MPF Scheme. The assets of the MPF Scheme are held separately from those of the Group in an independently administered fund. The Group's employer contributions vest fully with the employees when contributed into the MPF Scheme.

The employees of the Group's subsidiaries which operate in Chinese Mainland are required to participate in a central pension scheme (the "Pension Scheme") operated by the local municipal government. The subsidiaries are required to contribute certain percentages of their payroll costs to the Pension Scheme. The only obligation of the Group with respect to the Pension Scheme is to pay the ongoing contributions under the Pension Scheme. The contributions are charged to statement of profit or loss as they become payable in accordance with the rules of the Pension Scheme.

2 ACCOUNTING POLICIES (Continued)

2.4 MATERIAL ACCOUNTING POLICIES (Continued)

(y) Dividends

Final dividend is recognised as a liability when it is approved by the shareholders in a general meeting. Proposed final dividends are disclosed in the notes to the financial statements.

Interim dividends are simultaneously proposed and declared, because the Company's bye-laws grant the directors the authority to declare interim dividends. Consequently, interim dividends are recognised immediately as a liability when they are proposed and declared.

(z) Government grants

Government grants are recognised at their fair value where there is reasonable assurance that the grant will be received and all attaching conditions will be complied with. When the grant relates to an expense item, it is recognised as income on a systematic basis over the periods that the costs, for which it is intended to compensate, are expensed.

(aa) Foreign currencies

These financial statements are presented in Hong Kong dollars, which is the Company's functional currency. Each entity in the Group determines its own functional currency and items included in the financial statements of each entity are measured using that functional currency. Foreign currency transactions recorded by the entities in the Group are initially recorded using their respective functional currency rates prevailing at the dates of the transactions. Monetary assets and liabilities denominated in foreign currencies are translated at the functional currency rates of exchange ruling at the end of the reporting period. Differences arising on settlement or translation of monetary items are recognised in the statement of profit or loss.

Non-monetary items that are measured in terms of historical cost in a foreign currency are translated using the exchange rates at the dates of the initial transactions. Non-monetary items measured at fair value in a foreign currency are translated using the exchange rates at the date when the fair value was measured. The gain or loss arising on translation of a non-monetary item measured at fair value is treated in line with the recognition of the gain or loss on change in fair value of the item (i.e., translation difference on the item whose fair value gain or loss is recognised in other comprehensive income or profit or loss is also recognised in other comprehensive income or profit or loss, respectively).

NOTES TO FINANCIAL STATEMENTS

31 December 2023

2 ACCOUNTING POLICIES (Continued)

2.4 MATERIAL ACCOUNTING POLICIES (Continued)

(aa) Foreign currencies (Continued)

In determining the exchange rate on initial recognition of the related asset, expense or income on the derecognition of a non-monetary asset or non-monetary liability relating to an advance consideration, the date of initial transaction is the date on which the Group initially recognises the non-monetary asset or non-monetary liability arising from the advance consideration. If there are multiple payments or receipts in advance, the Group determines the transaction date for each payment or receipt of the advance consideration.

The functional currencies of certain overseas subsidiaries are currencies other than the Hong Kong dollar. As at the end of the reporting period, the assets and liabilities of these entities are translated into Hong Kong dollars at the exchange rates prevailing at the end of the reporting period and their statements of profit or loss are translated into Hong Kong dollars at the exchange rates that approximate to those prevailing at the dates of the transactions.

The resulting exchange differences are recognised in other comprehensive income and accumulated in the exchange fluctuation reserve, except to the extent that the differences are attributable to non-controlling interests. On disposal of a foreign operation, the cumulative amount in the reserve relating to that particular foreign operation is recognised in the statement of profit or loss.

Any goodwill arising on the acquisition of a foreign operation and any fair value adjustments to the carrying amounts of assets and liabilities arising on acquisition are treated as assets and liabilities of the foreign operation and translated at the closing rate.

For the purpose of the consolidated statement of cash flows, the cash flows of overseas subsidiaries are translated into Hong Kong dollars at the exchange rates ruling at the dates of the cash flows. Frequently recurring cash flows of overseas subsidiaries which arise throughout the year are translated into Hong Kong dollars at the weighted average exchange rates for the year.

3 SIGNIFICANT ACCOUNTING JUDGEMENTS AND ESTIMATES

The preparation of the Group's financial statements requires management to make judgements, estimates and assumptions that affect the reported amounts of revenues, expenses, assets and liabilities and their accompanying disclosures, and the disclosure of contingent liabilities. Judgements and estimates are continually evaluated and are based on historical experience and other factors, including expectations of future events that are believed to be reasonable under the circumstances. Uncertainty about these assumptions and estimates could result in outcomes that could require a material adjustment to the carrying amounts of the assets or liabilities affected in future.

Judgements

In the process of applying the Group's accounting policies, management has made the following judgements, apart from those involving estimations, which have the most significant effect on the amounts recognised in the financial statements.

Classification between investment properties and owner-occupied properties

The Group determines whether a property qualifies as an investment property, and has developed criteria in making that judgement. Investment property is a property held to earn rentals or for capital appreciation or both. Therefore, the Group considers whether a property generates cash flows largely independently of the other assets held by the Group. Some properties comprise a portion that is held to earn rentals or for capital appreciation and another portion that is held for use in the production or supply of goods or services or for administrative purposes. If these portions could be sold separately or leased out separately under a finance lease, the Group accounts for the portions separately. If the portions could not be sold separately, the property is an investment property only if an insignificant portion is held for use in the production or supply of goods or services or for administrative purposes. Judgement is made on an individual property basis to determine whether ancillary services are so significant that a property does not qualify as an investment property.

Deferred tax assets

Deferred tax assets are recognised for unused tax losses to the extent that it is probable that taxable profit will be available against which the losses can be utilised. Significant management judgement is required to determine the amount of deferred tax assets that can be recognised, based upon the likely timing and level of future taxable profits together with future tax planning strategies. The carrying value of deferred tax assets relating to recognised tax losses at 31 December 2023 was HK\$52,718,000 (2022: HK\$98,193,000). The amount of unrecognised tax losses at 31 December 2023 was HK\$143,042,000 (2022: HK\$124,435,000). Further details are contained in note 27 to the financial statements.

3 SIGNIFICANT ACCOUNTING JUDGEMENTS AND ESTIMATES (Continued)

Estimation uncertainty

The key assumptions concerning the future and other key sources of estimation uncertainty at the end of the reporting period, that have a significant risk of causing a material adjustment to the carrying amounts of assets and liabilities within the next financial year, are described below:

Valuations of investment properties

The fair values of the Group's investment properties, including completed investment properties and investment properties under construction, are determined by independent professionally qualified valuers on an open market, existing use basis. In making the judgement on the determination of the fair values, consideration has been given to assumptions that are mainly based on market conditions existing at the end of the reporting period and appropriate capitalisation rates. The valuations of the investment properties under construction are based on the residual approach, and have taken into account the expended construction costs and the costs that will be expended to complete the development to reflect the quality of the completed development on the basis that the properties will be developed and completed in accordance with the Group's latest development plan. Relevant estimates are regularly compared to actual market data. More details are given in note 14 to the consolidated financial statements.

Estimation of net realisable value of properties under development and completed properties held for sale

Properties under development and completed properties held for sale are stated at the lower of cost and net realisable value. The cost of each unit in each phase of development is determined using the weighted average method. The estimated net realisable value is the estimated selling price less selling expenses and the estimated cost of completion (if any), which are estimated based on the best available information.

If there is an increase in costs to completion or a decrease in net sales value, the net realisable value will decrease and this may result in a provision for properties under development and completed properties held for sale. Such provision requires the use of judgement and estimates. Where the expectation is different from the original estimate, the carrying value and provision for properties in the periods in which such estimate is changed will be adjusted accordingly.

Impairment of goodwill

The Group determines whether goodwill is impaired at least on an annual basis. This requires an estimation of the value in use or the fair value less costs of disposal of the cash-generating units to which the goodwill is allocated. Estimating the value in use or the fair value less costs of disposal requires the Group to make an estimate of the expected future cash flows from the cash-generating units and also to choose a suitable discount rate in order to calculate the present value of those cash flows. The carrying amount of goodwill at 31 December 2023 was HK\$257,336,000 (2022: HK\$264,299,000). Further details are given in note 16 to the consolidated financial statements.

3 SIGNIFICANT ACCOUNTING JUDGEMENTS AND ESTIMATES (Continued)

Estimation uncertainty (Continued)

Allocation and recognition of development costs on properties under development

When developing properties, the Group typically divides the development projects into phases. Costs directly related to the development of a phase are recorded as the cost of such phase. Costs that are common to each phase are allocated to each phase based on the saleable floor area of each phase as a percentage of the total saleable floor area of the entire project. The cost of the unit sold is determined by the floor area in square metres sold during the year multiplied by the average cost per square metre of that particular phase of the project.

Development costs of properties are recorded as properties under development during the construction stage and will be transferred to completed properties held for sale upon completion. Apportionment of these costs will be recognised in the statement of profit or loss upon the recognition of the sale of the properties. Before the final settlement of the development costs and other costs relating to the sale of the properties, these costs are accrued by the Group based on management's best estimate. Where the final settlement of costs and the related cost allocation is different from the initial estimates, any increase or decrease in the development costs and other costs would affect the profit or loss in future years.

PRC corporate income tax ("CIT")

The Group is subject to CIT in the PRC. As a result of the fact that certain matters relating to income taxes have not been confirmed by the local tax bureau, objective estimates and judgement based on currently enacted tax laws, regulations and other related policies are required in determining the provision for income taxes. Where the final tax outcome of these matters is different from the amounts originally recorded, the differences will impact on the income tax and tax provisions in the period in which the differences realise.

PRC land appreciation tax ("LAT")

The Group is subject to LAT in the PRC. The provision for LAT is based on management's best estimates according to the understanding of the requirements set forth in the relevant PRC tax laws and regulations. The actual LAT liabilities are subject to the determination by the tax authorities upon the completion of the property development projects. The Group has not finalised its LAT calculation and payments with the tax authorities for certain of its property development projects. The final outcome could be different from the amounts that were initially recorded.

NOTES TO FINANCIAL STATEMENTS

31 December 2023

4 OPERATING SEGMENT INFORMATION

For management purposes, the Group is organised into business units based on its business activities and has four reportable operating segments as follows:

- (a) The property development and trading segment comprises the development and trading of properties;
- (b) The property investment segment invests in properties for rental income and potential capital appreciation;
- (c) The treasury management segment invests in debt securities and time deposits for earning interest income; and
- (d) The property management and related services segment comprises the provision of property management and related technical consultancy services.

Management monitors the results of the Group's operating segments separately for the purpose of making decisions about resource allocation and performance assessment. Segment performance is evaluated based on reportable segment profit/loss, which is a measure of adjusted profit/loss before tax. The adjusted profit/loss before tax is measured consistently with the Group's loss before tax except that general finance costs, unallocated other income and gains and corporate and other unallocated expenses and losses are excluded from this measurement.

Segment assets exclude property, plant and equipment related to head office, an equity investment designated at fair value through other comprehensive income, other intangible asset, certain unallocated cash and bank balances, unallocated head office and corporate assets as these assets are managed on a group basis.

Segment liabilities exclude general interest-bearing bank and other borrowings, unallocated head office and corporate liabilities as these liabilities are managed on a group basis.

4 OPERATING SEGMENT INFORMATION (Continued)

	Property development and trading HK\$'000	Property investment HK\$'000	Treasury management HK\$'000	Property management and related services HK\$'000	Consolidated HK\$'000
2023					
Segment revenue (note 5)	<u>7,246,188</u>	<u>27,050</u>	<u>1,130</u>	<u>-</u>	<u>7,274,368</u>
Segment results	375,326	(108,398)	1,119	-	268,047
Specific finance costs	(202,400)	(56,442)	-	-	(258,842)
General finance costs					(2,325)
Unallocated other income and gains					1,152
Corporate and other unallocated expenses and losses					<u>(32,200)</u>
Loss before tax					(24,168)
Income tax credit/(expense)	(64,013)	14,387	-	-	<u>(49,626)</u>
Loss for the year					<u>(73,794)</u>

	Property development and trading HK\$'000	Property investment HK\$'000	Treasury management HK\$'000	Property management and related services HK\$'000	Corporate and others HK\$'000	Consolidated HK\$'000
Assets and liabilities						
Total assets	<u>15,149,999</u>	<u>766,892</u>	<u>-</u>	<u>-</u>	<u>48,371</u>	<u>15,965,262</u>
Total liabilities	<u>14,681,847</u>	<u>455,357</u>	<u>-</u>	<u>-</u>	<u>12,501</u>	<u>15,149,705</u>
Other segment information:						
Capital expenditure*	6,825	66,278	-	-	1,134	74,237
Depreciation	9,602	-	-	-	4,087	13,689
Fair value losses on investment properties	-	132,881	-	-	-	132,881
Reversal of impairment loss on other intangible asset	-	-	-	-	1,120	1,120
Gain on disposal of subsidiaries	42,266	-	-	-	-	42,266
Impairment of properties under development and completed properties held for sale	<u>166,789</u>	<u>-</u>	<u>-</u>	<u>-</u>	<u>-</u>	<u>166,789</u>

* Capital expenditure consists of additions of property, plant and equipment and investment properties, including assets from the acquisition of subsidiaries.

NOTES TO FINANCIAL STATEMENTS

31 December 2023

4 OPERATING SEGMENT INFORMATION (Continued)

	Property development and trading HK\$'000	Property investment HK\$'000	Treasury management HK\$'000	Property management and related services HK\$'000	Consolidated HK\$'000	
2022						
Segment revenue (note 5)	<u>2,681,239</u>	<u>25,543</u>	<u>181</u>	<u>–</u>	<u>2,706,963</u>	
Segment results	(384,977)	26,952	170	–	(357,855)	
Specific finance costs	(406,473)	–	–	–	(406,473)	
General finance costs					(469)	
Unallocated other income and gains					221	
Corporate and other unallocated expenses and losses					<u>(24,990)</u>	
Loss before tax					(789,566)	
Income tax credit/(expense)	110,318	(5,373)	–	–	<u>104,945</u>	
Loss for the year					<u>(684,621)</u>	
	Property development and trading HK\$'000	Property investment HK\$'000	Treasury management HK\$'000	Property management and related services HK\$'000	Corporate and others HK\$'000	Consolidated HK\$'000
Assets and liabilities						
Total assets	<u>17,441,384</u>	<u>812,035</u>	<u>–</u>	<u>–</u>	<u>77,746</u>	<u>18,331,165</u>
Total liabilities	<u>16,995,226</u>	<u>444,770</u>	<u>–</u>	<u>–</u>	<u>12,518</u>	<u>17,452,514</u>
Other segment information:						
Capital expenditure*	36,358	44,921	–	–	813	82,092
Depreciation	15,333	–	–	–	1,374	16,707
Fair value gains on investment properties	–	5,854	–	–	–	5,854
Reversal of impairment loss on other intangible asset	–	–	–	–	200	200
Loss on disposal of subsidiaries	–	1,605	–	–	–	1,605
Impairment of properties under development and completed properties held for sale	<u>426,810</u>	<u>–</u>	<u>–</u>	<u>–</u>	<u>–</u>	<u>426,810</u>

4 OPERATING SEGMENT INFORMATION (Continued)**Geographical information****(a) Revenue from external customers**

	2023	2022
	HK\$'000	HK\$'000
Chinese Mainland	7,246,188	2,681,239
United Kingdom	27,050	25,492
Hong Kong	1,130	232
	<u>7,274,368</u>	<u>2,706,963</u>

The revenue information above is based on the locations of the customers.

(b) Non-current assets

	2023	2022
	HK\$'000	HK\$'000
Chinese Mainland	747,171	715,130
United Kingdom	467,650	552,240
Hong Kong	17,638	14,806
	<u>1,232,459</u>	<u>1,282,176</u>

The non-current assets information above is based on the locations of the assets and excludes financial instruments and deferred tax assets.

Information about major customers

During the years ended 31 December 2023 and 2022, no revenue from transactions with a single external customer amounted to 10% or more of the total revenue of the Group.

NOTES TO FINANCIAL STATEMENTS

31 December 2023

5 REVENUE, OTHER INCOME AND GAINS

An analysis of revenue is as follows:

	2023 HK\$'000	2022 HK\$'000
Revenue from contracts with customers		
Sale of properties	<u>7,246,188</u>	<u>2,681,239</u>
Revenue from other sources		
Gross rental income from investment property operating leases:		
Fixed lease payments	27,050	25,543
Interest income from time deposits	<u>1,130</u>	<u>181</u>
Subtotal	<u>28,180</u>	<u>25,724</u>
Total revenue	<u><u>7,274,368</u></u>	<u><u>2,706,963</u></u>

Revenue from contracts with customers

(a) Disaggregated revenue information

<u>Segment — Property development and trading</u>	2023 HK\$'000	2022 HK\$'000
Type of goods		
Sale of properties	<u>7,246,188</u>	<u>2,681,239</u>
Geographical market		
Chinese Mainland	<u>7,246,188</u>	<u>2,681,239</u>

The following table shows the amounts of revenue recognised in the current reporting period that were included in the contract liabilities at the beginning of the reporting period:

	2023 HK\$'000	2022 HK\$'000
Revenue recognised that was included in contract liabilities at the beginning of the reporting period:		
Sale of properties	<u>5,678,549</u>	<u>1,855,846</u>

5 REVENUE, OTHER INCOME AND GAINS (Continued)

Revenue from contracts with customers (Continued)

(b) Performance obligations

Information about the Group's performance obligations is summarised below:

Sale of properties

For property sales contracts, the performance obligation is satisfied upon delivery of the properties and payment in advance is normally required.

The amounts of transaction prices allocated to the remaining performance obligations as at 31 December are as follows:

	2023	2022
	HK\$'000	HK\$'000
Amounts expected to be recognised as revenue:		
Within one year	5,065,659	5,803,181
After one year	7,973,572	7,851,512
	<u>13,039,231</u>	<u>13,654,693</u>
Total	<u>13,039,231</u>	<u>13,654,693</u>

The amounts of transaction prices allocated to the remaining performance obligations which are expected to be recognised as revenue after one year relate to sale of properties, of which the performance obligations are to be satisfied within three years (2022: within four years). All the other amounts of transaction prices allocated to the remaining performance obligations are expected to be recognised as revenue within one year.

	2023	2022
	HK\$'000	HK\$'000
Other income and gains		
Bank interest income	7,080	6,432
Reversal of impairment loss on other intangible asset	1,120	200
Gain on disposal of subsidiaries (<i>note 32</i>)	42,266	–
Others	3,602	3,344
	<u>54,068</u>	<u>9,976</u>
Total other income and gains	<u>54,068</u>	<u>9,976</u>

NOTES TO FINANCIAL STATEMENTS

31 December 2023

6 LOSS BEFORE TAX

The Group's loss before tax is arrived at after charging/(crediting):

	2023 HK\$'000	2022 HK\$'000
Gross rental income	(27,050)	(25,543)
Less: Outgoings	<u>80</u>	<u>96</u>
Net rental income	<u>(26,970)</u>	<u>(25,447)</u>
Cost of properties sold	6,033,436	2,154,120
Depreciation of owned assets (note 13)	9,740	14,525
Depreciation of right-of-use assets (note 13)	<u>4,175</u>	<u>2,678</u>
	13,915	17,203
Less: Amount capitalised	<u>(226)</u>	<u>(496)</u>
	<u>13,689</u>	<u>16,707</u>
Lease payments not included in the measurement of lease liabilities (note 15(c))	1,933	631
Auditor's remuneration	2,450	2,450
Staff costs (including executive directors' remuneration (note 8)):		
Wages and salaries	67,096	46,751
Discretionary bonuses	1,688	1,725
Pension scheme contributions*	<u>242</u>	<u>243</u>
	<u>69,026</u>	<u>48,719</u>
Foreign exchange differences, net**	163	376
Reversal of impairment loss on other intangible asset (note 17)***	(1,120)	(200)
Written off of property, plant and equipment (note 13)**	–	88
Loss/(gain) on disposal of subsidiaries (note 32)	(42,266)***	1,605**
Impairment of properties under development and completed properties held for sale (note 19 and 20)****	<u>166,789</u>	<u>426,810</u>

* There are no forfeited contributions that may be used by the Group, as the employer, to reduce the existing level of contributions.

** These items are included in "Other expenses and losses" in the consolidated statement of profit or loss.

*** These items are included in "Other income and gains" in the consolidated statement of profit or loss.

**** This item is included in "Cost of sales" in the consolidated statement of profit or loss.

7 FINANCE COSTS

An analysis of finance costs is as follows:

	2023	2022
	HK\$'000	HK\$'000
Interest on bank and other borrowings	240,717	384,227
Interest expenses arising from revenue contracts	1,595,125	1,145,459
Interest on lease liabilities	915	154
Imputed interest on retention payables	55,609	45,839
	<u>1,892,366</u>	1,575,679
Total interest expenses	1,892,366	1,575,679
Less: Interest capitalised	(1,631,199)	(1,168,737)
	<u>261,167</u>	406,942
Total	<u>261,167</u>	<u>406,942</u>

8 DIRECTORS' REMUNERATION

Directors' remuneration for the year, disclosed pursuant to the Rules Governing the Listing of Securities on The Stock Exchange of Hong Kong Limited, section 383(1)(a), (b), (c) and (f) of the Hong Kong Companies Ordinance and Part 2 of the Companies (Disclosure of Information about Benefits of Directors) Regulation, is as follows:

	2023	2022
	HK\$'000	HK\$'000
Fees	1,095	1,165
Other emoluments:		
Salaries, allowances and benefits in kind	3,900	3,644
Discretionary bonuses	1,625	1,631
Pension scheme contributions	46	24
	<u>6,666</u>	6,464
Total fees and other emoluments	<u>6,666</u>	<u>6,464</u>

There was no arrangement under which a director waived or agreed to waive any remuneration during the years ended 31 December 2023 and 2022.

NOTES TO FINANCIAL STATEMENTS

31 December 2023

8 DIRECTORS' REMUNERATION (Continued)

(a) Independent non-executive directors

The fees paid to independent non-executive directors during the year were as follows:

	2023 HK\$'000	2022 HK\$'000
Mr. Luk Yu King, James	475	475
Mr. Ng Kwok Fu ^{##}	236	345
Mr. Leung Yu Ming, Steven	345	345
Mr. Lai Degang [#]	39	–
	<u>1,095</u>	<u>1,165</u>
Total	<u>1,095</u>	<u>1,165</u>

[#] Appointed as a director on 10 August 2023.

^{##} Resigned as a director on 8 September 2023.

There were no other emoluments payable to the independent non-executive directors during the year (2022: Nil).

(b) Executive directors

	Fees HK\$'000	Salaries, allowances and benefits in kind HK\$'000	Discretionary bonuses HK\$'000	Pension scheme contributions HK\$'000	Total remuneration HK\$'000
2023					
Mr. Wong Hy Sky	–	2,990	–	18	3,008
Mr. Yuen Wing Shing	–	–	1,500	2	1,502
Mr. Liu Jie [*]	–	910	125	26	1,061
	<u>–</u>	<u>3,900</u>	<u>1,625</u>	<u>46</u>	<u>5,571</u>
Total	<u>–</u>	<u>3,900</u>	<u>1,625</u>	<u>46</u>	<u>5,571</u>
2022					
Mr. Wong Hy Sky	–	2,990	–	18	3,008
Mr. Yuen Wing Shing	–	–	1,500	2	1,502
Mr. Liu Jie [*]	–	344	131	3	478
Mr. Yang Shengxian ^{**}	–	310	–	1	311
	<u>–</u>	<u>3,644</u>	<u>1,631</u>	<u>24</u>	<u>5,299</u>
Total	<u>–</u>	<u>3,644</u>	<u>1,631</u>	<u>24</u>	<u>5,299</u>

^{*} Appointed as a director on 30 May 2022.

^{**} Appointed as a director on 30 May 2022, and resigned as a director on 27 September 2022.

9 FIVE HIGHEST PAID EMPLOYEES

The five highest paid employees during the year included two directors (2022: two), details of whose remuneration are set out in note 8 above. Details of the remuneration for the year of the remaining three (2022: three) highest paid employees who are non-director of the Company are as follows:

	2023 HK\$'000	2022 HK\$'000
Salaries, allowances and benefits in kind	9,868	6,759
Discretionary bonuses	100	100
Pension scheme contributions	61	33
Total	<u>10,029</u>	<u>6,892</u>

The number of non-director, highest paid employees whose remuneration fell within the following bands is as follows:

	Number of employees	
	2023	2022
HK\$1,000,001 to HK\$1,500,000	1	–
HK\$1,500,001 to HK\$2,000,000	1	1
HK\$2,000,001 to HK\$2,500,000	–	1
HK\$3,000,001 to HK\$3,500,000	–	1
HK\$6,500,001 to HK\$7,000,000	1	–
	<u>1</u>	<u>–</u>

10 INCOME TAX

No provision for Hong Kong profits tax has been made as the Group did not generate any assessable profits arising in Hong Kong during the current and the prior years. Taxes on profits assessable elsewhere have been calculated at the rates of tax prevailing in the jurisdictions in which the Group operates. The corporation tax rate in the United Kingdom has increased from 19% to 25% from 1 April 2023.

	2023 HK\$'000	2022 HK\$'000
Current — United Kingdom		
Charge for the year	3,404	2,540
Over-provision in prior years	(20)	(18)
Current — Chinese Mainland		
PRC corporate income tax	136,174	81,845
PRC land appreciation tax	34,687	104,630
Deferred (<i>note 27</i>)	<u>174,245</u> <u>(124,619)</u>	188,997 <u>(293,942)</u>
Total tax expense/(credit) for the year	<u>49,626</u>	<u>(104,945)</u>

NOTES TO FINANCIAL STATEMENTS

31 December 2023

10 INCOME TAX (Continued)

A reconciliation of the tax expense/(credit) applicable to loss before tax at the statutory tax rates for the jurisdictions in which the Company and the majority of its subsidiaries are domiciled to the tax expense/(credit) at the effective tax rate is as follows:

	2023 HK\$'000	2022 HK\$'000
Loss before tax	<u>(24,168)</u>	<u>(789,566)</u>
Tax at the statutory tax rates of different jurisdictions	(1,237)	(177,132)
Lower tax rate enacted by local authority	(9,828)	763
Effect on opening deferred tax of increase in tax rates	–	3,519
Adjustments in respect of current tax of previous periods	(20)	(18)
Adjustments in respect of deferred tax of previous periods	(31,361)	(122,880)
Income not subject to tax	(168,235)	(195,520)
Expenses not deductible for tax	221,326	303,150
Tax losses not recognised	3,272	4,632
PRC LAT provided	34,687	104,630
Tax effect of PRC LAT deductible for PRC CIT	(8,672)	(26,157)
Withholding taxes on undistributed profits of the subsidiaries in Chinese Mainland	9,557	–
Others	<u>137</u>	<u>68</u>
Tax expense/(credit) at the Group's effective rate	<u>49,626</u>	<u>(104,945)</u>

11 DIVIDENDS

The board of directors does not recommend the payment of a final dividend in respect of the year ended 31 December 2023 (2022: Nil). No interim dividend was declared in respect of the current year (2022: Nil).

12 LOSS PER SHARE ATTRIBUTABLE TO ORDINARY EQUITY HOLDERS OF THE COMPANY

The calculation of the basic loss per share amount is based on the loss for the year attributable to ordinary equity holders of the Company, and the weighted average number of ordinary shares in issue during the year.

The Group had no potentially dilutive ordinary shares in issue during the years ended 31 December 2023 and 2022.

12 LOSS PER SHARE ATTRIBUTABLE TO ORDINARY EQUITY HOLDERS OF THE COMPANY (Continued)

The calculation of basic and diluted loss per share are based on:

	2023 HK\$'000	2022 HK\$'000
<u>Loss</u>		
Loss for the year attributable to ordinary equity holders of the Company	<u>(30,094)</u>	<u>(475,968)</u>
	Number of shares	
	2023	2022
<u>Shares</u>		
Weighted average number of ordinary shares in issue during the year	<u>799,557,415</u>	<u>799,557,415</u>

13 PROPERTY, PLANT AND EQUIPMENT

	Owned assets						Right-of-use assets					
	Leasehold improvements	Office furniture and fixtures	Computer software	Computer equipment	Motor vehicles	Construction in progress	Total	Leasehold land	Properties	Equipment	Total	Total
	HK\$'000	HK\$'000	HK\$'000	HK\$'000	HK\$'000	HK\$'000	HK\$'000	HK\$'000	HK\$'000	HK\$'000	HK\$'000	HK\$'000
31 December 2023												
At 1 January 2023												
Cost	62,090	3,602	601	927	2,898	164,348	234,466	9,230	4,674	-	13,904	248,370
Accumulated depreciation	(41,721)	(1,572)	(365)	(499)	(940)	-	(45,097)	(481)	(779)	-	(1,260)	(46,357)
Net carrying amount	<u>20,369</u>	<u>2,030</u>	<u>236</u>	<u>428</u>	<u>1,958</u>	<u>164,348</u>	<u>189,369</u>	<u>8,749</u>	<u>3,895</u>	<u>-</u>	<u>12,644</u>	<u>202,013</u>
At 1 January 2023, net of accumulated depreciation	20,369	2,030	236	428	1,958	164,348	189,369	8,749	3,895	-	12,644	202,013
Additions	1,243	315	-	239	-	6,388	8,185	8,818	5,317	-	14,135	22,320
Disposal of subsidiaries (note 32)	-	-	-	(153)	(616)	-	(769)	-	-	-	-	(769)
Depreciation provided during the year	(8,269)	(588)	(94)	(198)	(591)	-	(9,740)	(448)	(3,727)	-	(4,175)	(13,915)
Exchange realignment	(483)	(48)	(6)	(11)	(33)	(4,372)	(4,953)	(286)	(4)	-	(290)	(5,243)
At 31 December 2023, net of accumulated depreciation	<u>12,860</u>	<u>1,709</u>	<u>136</u>	<u>305</u>	<u>718</u>	<u>166,364</u>	<u>182,092</u>	<u>16,833</u>	<u>5,481</u>	<u>-</u>	<u>22,314</u>	<u>204,406</u>
At 31 December 2023												
Cost	52,722	3,829	585	714	1,677	166,364	225,891	17,747	9,987	-	27,734	253,625
Accumulated depreciation	(39,862)	(2,120)	(449)	(409)	(959)	-	(43,799)	(914)	(4,506)	-	(5,420)	(49,219)
Net carrying amount	<u>12,860</u>	<u>1,709</u>	<u>136</u>	<u>305</u>	<u>718</u>	<u>166,364</u>	<u>182,092</u>	<u>16,833</u>	<u>5,481</u>	<u>-</u>	<u>22,314</u>	<u>204,406</u>

NOTES TO FINANCIAL STATEMENTS

31 December 2023

13 PROPERTY, PLANT AND EQUIPMENT (Continued)

	Owned assets						Right-of-use assets					
	Leasehold improvements	Office equipment, furniture and fixtures	Computer software	Computer equipment	Motor vehicles	Construction in progress	Total	Leasehold land	Properties	Equipment	Total	Total
	HK\$'000	HK\$'000	HK\$'000	HK\$'000	HK\$'000	HK\$'000	HK\$'000	HK\$'000	HK\$'000	HK\$'000	HK\$'000	HK\$'000
31 December 2022												
At 1 January 2022												
Cost	66,474	3,866	701	737	2,201	142,619	216,598	13,362	3,233	2,477	19,072	235,670
Accumulated depreciation	(31,593)	(943)	(235)	(195)	(310)	-	(33,276)	(2,685)	(2,594)	(2,133)	(7,412)	(40,688)
Net carrying amount	34,881	2,923	466	542	1,891	142,619	183,322	10,677	639	344	11,660	194,982
At 1 January 2022, net of accumulated depreciation												
Cost	34,881	2,923	466	542	1,891	142,619	183,322	10,677	639	344	11,660	194,982
Additions	753	-	12	117	772	6,921	8,575	-	4,674	-	4,674	13,249
Termination of a lease contract	-	-	-	-	-	-	-	-	(184)	-	(184)	(184)
Written off	-	(88)	-	-	-	-	(88)	-	-	-	-	(88)
Acquisition of subsidiaries (note 31)	-	-	-	-	-	28,596	28,596	-	-	-	-	28,596
Depreciation provided during the year	(12,937)	(606)	(215)	(193)	(574)	-	(14,525)	(1,133)	(1,218)	(327)	(2,678)	(17,203)
Exchange realignment	(2,328)	(199)	(27)	(38)	(131)	(13,788)	(16,511)	(795)	(16)	(17)	(828)	(17,339)
At 31 December 2022, net of accumulated depreciation	20,369	2,030	236	428	1,958	164,348	189,369	8,749	3,895	-	12,644	202,013
At 31 December 2023												
Cost	62,090	3,602	601	927	2,898	164,348	234,466	9,230	4,674	-	13,904	248,370
Accumulated depreciation	(41,721)	(1,572)	(365)	(499)	(940)	-	(45,097)	(481)	(779)	-	(1,260)	(46,357)
Net carrying amount	20,369	2,030	236	428	1,958	164,348	189,369	8,749	3,895	-	12,644	202,013

At 31 December 2023, the Group's construction in progress with a carrying amount of HK\$26,827,000 (2022: construction in progress and right-of-use asset with a carrying amount of HK\$129,104,000 and HK\$8,749,000, respectively) were pledged to secure bank borrowings granted to the Group (note 25(e)).

At 31 December 2022, the Group's construction in progress with a carrying amount of HK\$26,888,000 was pledged to secure other borrowings granted to the Group (note 25(f)).

14 INVESTMENT PROPERTIES

	Completed	Under	Total
	HK\$'000	construction	HK\$'000
	HK\$'000	HK\$'000	HK\$'000
Carrying amount at 1 January 2022	631,946	242,053	873,999
Additions	–	44,921	44,921
Disposal of subsidiaries (<i>note 32</i>)	(37,000)	–	(37,000)
Fair value adjustment	19,380	(13,526)	5,854
Exchange realignment	(62,085)	(19,785)	(81,870)
	<u>552,241</u>	<u>253,663</u>	<u>805,904</u>
Carrying amount at 31 December 2022 and 1 January 2023	552,241	253,663	805,904
Additions	–	66,278	66,278
Fair value adjustment	(111,907)	(20,974)	(132,881)
Exchange realignment	27,316	(6,980)	20,336
	<u>27,316</u>	<u>(6,980)</u>	<u>20,336</u>
Carrying amount at 31 December 2023	<u>467,650</u>	<u>291,987</u>	<u>759,637</u>

The Group's investment properties were revalued on 31 December 2023 and 2022 based on valuations performed by H&W Property Valuers Limited and Knight Frank Petty Limited, independent professionally qualified valuers. Selection criteria of valuers include market knowledge, reputation, independence and whether professional standards are maintained. The Group's chief financial officer has discussions with the valuer on the valuation assumptions and valuation results twice a year when the valuation is performed for interim and annual financial reporting.

The completed investment properties are leased to third parties under operating leases, further summary details of which are included in note 15 to the financial statements.

As 31 December 2023, the Group's investment properties with an aggregate value of HK\$759,637,000 (2022: HK\$805,904,000) were pledged to secure other borrowings granted to the Group (note 25(d)).

Further particulars of the Group's investment properties are included on page 165.

NOTES TO FINANCIAL STATEMENTS

31 December 2023

14 INVESTMENT PROPERTIES (Continued)

Fair value hierarchy

The following table illustrates the fair value measurement hierarchy of the Group's investment properties:

	Fair value measurement using			Total HK\$'000
	Quoted prices in active markets (Level 1) HK\$'000	Significant observable inputs (Level 2) HK\$'000	Significant unobservable inputs (Level 3) HK\$'000	
At 31 December 2023				
Recurring fair value measurement for:				
Completed investment properties	–	–	467,650	467,650
Investment properties under construction	–	–	291,987	291,987
Total	–	–	759,637	759,637
At 31 December 2022				
Recurring fair value measurement for:				
Completed investment properties	–	–	552,241	552,241
Investment properties under construction	–	–	253,663	253,663
Total	–	–	805,904	805,904

During the year, there were no transfers of fair value measurements between Level 1 and Level 2, and no transfers into or out of Level 3 (2022: Nil).

14 INVESTMENT PROPERTIES (Continued)**Fair value hierarchy** (Continued)

Reconciliation of fair value measurements categorised within Level 3 of the fair value hierarchy:

	Completed commercial properties HK\$'000	Commercial properties under construction HK\$'000	Total HK\$'000
Carrying amount at 1 January 2022	594,946	242,053	836,999
Additions	–	44,921	44,921
Net gain/(loss) from a fair value adjustment recognised in profit or loss	19,380	(13,526)	5,854
Exchange realignment	<u>(62,085)</u>	<u>(19,785)</u>	<u>(81,870)</u>
Carrying amount at 31 December 2022 and 1 January 2023	552,241	253,663	805,904
Additions	–	66,278	66,278
Net loss from a fair value adjustment recognised in profit or loss	(111,907)	(20,974)	(132,881)
Exchange realignment	<u>27,316</u>	<u>(6,980)</u>	<u>20,336</u>
Carrying amount at 31 December 2023	<u>467,650</u>	<u>291,987</u>	<u>759,637</u>

NOTES TO FINANCIAL STATEMENTS

31 December 2023

14 INVESTMENT PROPERTIES (Continued)

Below is a summary of the valuation techniques used and the key inputs to the valuation of investment properties:

	Valuation techniques	Significant unobservable inputs	Range	
			2023	2022
<u>Completed</u>				
Commercial property	Income capitalisation approach	Market yield(s)	5.50%	4.45%
— United Kingdom		(initial yield)		
		Market rental	GBP61	GBP61
		(per square foot)	per year	per year
<u>Under construction</u>				
Commercial properties	Residual approach	Estimated annual	RMB792	RMB828
— Chinese Mainland		rental value per		
		square metre		
		Capitalisation rate	8.2%	7.7%
		Developer's profit	8.6%	11.6%

In the opinion of the directors, for all investment properties that are measured at fair value, the current use of the properties is their highest and best use.

The fair value of the completed investment properties which are classified as Level 3 in the fair value hierarchy is determined by using income capitalisation approach based on capitalisation of net income with due allowance of outgoings and the reversionary income potential. Measurement of the fair value is positively correlated to the market rental and inversely correlated to market yields.

The fair value of the investment properties under construction is determined by using the residual approach. Residual approach is based on the expended construction costs, the costs that will be expended to complete the development to reflect the quality of the completed development on the basis that the properties will be developed and completed in accordance with the Group's latest development plan, and developer's profit which represented the adjustment on future uncertainty in respect of properties under construction. Measurement of the fair value is positively correlated to the market rental and inversely correlated to the capitalisation rate and the developer's profit.

15 LEASES

The Group as a lessee

The Group has lease contracts for certain leasehold land and properties used in its operations. Lump sum payments were made upfront to lease the leasehold lands from the owner with a lease period of 2 to 40 years. And no ongoing payments will be made under the terms of the land lease. Leases of other leasehold land and the properties generally have lease terms between 2 and 20 years. Generally, the Group is restricted from assigning and subleasing the leased asset outside the Group. The lease contracts do not include extension and termination options.

(a) Right-of-use assets

The carrying amount of the Group's right-of-use assets and the movements during the year are disclosed in note 13 to the financial statements.

(b) Lease liabilities

The carrying amount of the Group's lease liabilities (included under other payables and accrued expenses) and the movements during the year are as follows:

	2023 HK\$'000	2022 HK\$'000
Carrying amount at 1 January	3,946	1,357
New leases	14,135	4,674
Accretion of interest recognised during the year	915	154
Payments	(5,734)	(2,088)
Termination of a lease contract	–	(103)
Exchange realignment	(52)	(48)
	<u>13,210</u>	<u>3,946</u>
Carrying amount at 31 December	<u>13,210</u>	<u>3,946</u>
Analysed into:		
Current portion	4,000	2,304
Non-current portion	9,210	1,642
	<u>13,210</u>	<u>3,946</u>
Analysed into:		
Within one year	4,000	2,304
In the second year	1,656	1,642
In the third to fifth years, inclusive	1,694	–
Beyond five years	5,860	–
	<u>13,210</u>	<u>3,946</u>

The maturity analysis of undiscounted lease liabilities is disclosed in note 40 to the financial statements.

NOTES TO FINANCIAL STATEMENTS

31 December 2023

15 LEASES (Continued)

The Group as a lessee (Continued)

(c) The amounts recognised in profit or loss in relation to the leases are as follows:

	2023 HK\$'000	2022 HK\$'000
Interest on lease liabilities	915	154
Depreciation charge of right-of-use assets (included in selling and administrative expenses)	4,175	2,678
Expenses related to short-term leases (included in selling and administrative expenses)	1,933	631
Loss on termination of a lease contract	<u>–</u>	<u>81</u>
Total amount recognised in profit or loss	<u><u>7,023</u></u>	<u><u>3,544</u></u>

(d) The total cash outflow for the leases is disclosed in note 33(c) to the financial statements.

The Group as a lessor

The Group leases its investment properties (note 14) consisting of one (2022: one) commercial property in the United Kingdom (2022: United Kingdom) under operating lease arrangements, with leases negotiated for terms of thirty-five years (2022: terms of thirty-five years).

The terms of the leases generally (i) require tenants to pay rent in advance on a quarterly basis; and (ii) provide for rent reviews.

Rental income recognised by the Group during the year was HK\$27,050,000 (2022: HK\$25,543,000), details of which are included in note 5 to the financial statements.

At 31 December 2023 and 2022, the undiscounted lease payments receivable by the Group in future periods under non-cancellable operating leases with its tenants are as follows:

	2023 HK\$'000	2022 HK\$'000
Within one year	27,659	26,241
After one year but within two years	27,659	26,241
After two years but within three years	27,659	26,241
After three years but within four years	27,659	26,241
After four years but within five years	27,659	26,241
After five years	<u>368,277</u>	<u>375,642</u>
Total	<u><u>506,572</u></u>	<u><u>506,847</u></u>

16 GOODWILL

	HK\$'000
At 1 January 2022:	
Cost	286,593
Accumulated impairment	<u>–</u>
Net carrying amount	<u>286,593</u>
Cost at 1 January 2022, net of accumulated impairment	286,593
Exchange realignment	<u>(22,294)</u>
Cost and net carrying amount at 31 December 2022	<u><u>264,299</u></u>
At 31 December 2022:	
Cost	264,299
Accumulated impairment	<u>–</u>
Net carrying amount	<u><u>264,299</u></u>
Cost at 1 January 2023, net of accumulated impairment	264,299
Exchange realignment	<u>(6,963)</u>
Cost and net carrying amount at 31 December 2023	<u><u>257,336</u></u>
At 31 December 2023:	
Cost	257,336
Accumulated impairment	<u>–</u>
Net carrying amount	<u><u>257,336</u></u>

Impairment testing of goodwill

Goodwill acquired through business combinations during the year ended 31 December 2020 was allocated to the following cash-generating units for impairment testing under the property development and trading segment, which principally engaged in the property development in Sichuan, the PRC:

- Shigao Project cash-generating unit; and
- Huanglongxi Project cash-generating unit.

NOTES TO FINANCIAL STATEMENTS

31 December 2023

16 GOODWILL (Continued)

Impairment testing of goodwill (Continued)

The recoverable amounts of the cash-generating units of the property development and trading segment were determined based on fair value less cost of disposal calculations using discounted cash flow projections based on financial budgets approved by senior management. The fair value measurement is categorised within Level 3 of the fair value hierarchy.

As at 31 December 2023 and 2022, both property development projects acquired were under development and the property delivery of part of the projects commenced. Management estimated that the properties of both projects shall be completely sold to and handed over to the buyers within 5 years. In view of the expected tenure of the business, the financial budgets only cover a five-year period (2022: six-year period) and no perpetual growth rates were applied in the calculations of fair value less cost of disposal. The pre-tax discount rate applied to the cash flow projections of both cash-generating units was 17% to 26% (2022: 20% to 25%).

The carrying amount of goodwill allocated to each of the cash-generating units is as follows:

	Shigao Project HK\$'000	Huanglongxi Project HK\$'000	Total HK\$'000
As at 31 December 2023	<u>152,965</u>	<u>104,371</u>	<u>257,336</u>
As at 31 December 2022	<u>157,104</u>	<u>107,195</u>	<u>264,299</u>

Assumptions were used in the discounted cash flow projections of the above-mentioned property development cash-generating units for 31 December 2023 and 2022. The following describes each key assumption on which management has based its cash flow projections to undertake impairment testing of goodwill:

Expected changes in selling prices and development costs — The expected amounts are based on historical operating records and expectation of future changes in the market.

Discount rate — The discount rate used is before tax and reflects specific risks relating to the relevant units.

Business environment — There was no major change in the existing political, legal and economic conditions in the PRC in which the cash-generating units carried on their business.

17 OTHER INTANGIBLE ASSET

	Golf club membership HK\$'000
31 December 2023	
Cost at 1 January 2023, net of accumulated impairment	9,960
Reversal of impairment loss during the year	<u>1,120</u>
At 31 December 2023	<u>11,080</u>
At 31 December 2023:	
Cost	16,760
Accumulated impairment	<u>(5,680)</u>
Net carrying amount	<u>11,080</u>
31 December 2022	
Cost at 1 January 2022, net of accumulated impairment	9,760
Reversal of impairment loss during the year	<u>200</u>
At 31 December 2022	<u>9,960</u>
At 31 December 2022:	
Cost	16,760
Accumulated impairment	<u>(6,800)</u>
Net carrying amount	<u>9,960</u>

Golf club membership is considered as having an indefinite useful life as there is no time limit for which the Group can use the membership, and therefore it will not be amortised until its useful life is determined to be finite upon reassessment annually. Accordingly, the intangible asset is tested for impairment annually and whenever there is an indication that it may be impaired.

During the year ended 31 December 2023, a reversal of impairment loss of HK\$1,120,000 (2022: HK\$200,000) was recognised in other income and gains because the fair value of the golf club membership (by reference to the quoted market prices less transfer fees) is above its carrying amount and not exceeding its original cost before impairment.

The fair value of the golf club membership is classified as Level 1 of the fair value hierarchy.

NOTES TO FINANCIAL STATEMENTS

31 December 2023

18 EQUITY INVESTMENT DESIGNATED AT FAIR VALUE THROUGH OTHER COMPREHENSIVE INCOME

	2023 HK\$'000	2022 HK\$'000
Unlisted equity investment, at fair value	<u>1,760</u>	<u>1,980</u>

The above unlisted equity instrument was irrevocably designated at fair value through other comprehensive income as the Group considers that the investment is made primarily for non-financial benefits. During the year ended 31 December 2023, the fair value loss recognised in other comprehensive income amounted to HK\$220,000 (2022: HK\$420,000).

19 PROPERTIES UNDER DEVELOPMENT AND INTERESTS IN LAND USE RIGHTS FOR PROPERTY DEVELOPMENT

Properties under development

	2023 HK\$'000	2022 HK\$'000
Properties under development expected to be completed within normal operating cycle and classified as current assets are expected to be recovered:		
Within one year	3,110,682	6,271,691
After one year	6,721,259	6,178,211
	<u>9,831,941</u>	<u>12,449,902</u>

The Group's properties under development were mainly located in Chinese Mainland.

As at 31 December 2023, certain items of the Group's properties under development, including the relevant land use rights, with aggregate carrying amounts of HK\$1,992,923,000 (2022: HK\$5,748,279,000) and HK\$2,249,093,000 (2022: HK\$4,889,832,000) were pledged to secure banking facilities and other borrowing facilities granted to the Group, respectively (note 25(b)).

Lump sum payments were made upfront to acquire the leased land from the PRC Government with lease periods of 40 to 70 years, and no ongoing payments will be made under the terms of these land leases.

Write-downs of properties under development amounted to HK\$182,374,000 (2022: HK\$403,401,000) for the year ended 31 December 2023 and such amount was charged to cost of sales in the consolidated statement of profit or loss. As at 31 December 2023, the Group's properties under development with a net carrying amount of HK\$1,713,089,000 (2022: HK\$1,986,540,000) were carried at fair value less costs to sell.

19 PROPERTIES UNDER DEVELOPMENT AND INTERESTS IN LAND USE RIGHTS FOR PROPERTY DEVELOPMENT (Continued)

Interests in land use rights for property development

The balance represented prepayments for acquisition of land use rights in Chinese Mainland and as at 31 December 2023 and 2022, the Group was in the process of obtaining the relevant land use rights certificates.

20 COMPLETED PROPERTIES HELD FOR SALE

	2023 HK\$'000	2022 HK\$'000
Carrying amount	<u>1,841,803</u>	<u>285,863</u>

All the completed properties held for sale are stated at the lower of cost and net realisable value.

At 31 December 2023, certain of the Group's completed properties held for sale, including the relevant land use rights, with an aggregate carrying amount of HK\$82,706,000 (2022: HK\$84,286,000) were pledged to secure other borrowing facilities granted to the Group (note 25(c)).

Reversal of write-downs of completed properties held for sale amounted to HK\$15,585,000 (2022: write-downs of HK\$23,409,000) for the year ended 31 December 2023 and such amount was credited (2022: charged) to cost of sales in the consolidated statement of profit or loss. As at 31 December 2023, the Group's completed properties held for sale with a net carrying amount of HK\$435,027,000 (2022: HK\$180,738,000) were carried at fair value less costs to sell.

NOTES TO FINANCIAL STATEMENTS

31 December 2023

21 OTHER RECEIVABLES, DEPOSITS AND PREPAYMENTS

	Notes	2023 HK\$'000	2022 HK\$'000
Prepayments	(a)	783,347	1,025,707
Cost of obtaining contracts	(b)	688,936	630,745
Deposits		24,897	25,180
Consideration receivable for the return of land parcels	(c)	170,878	–
Others	(d)	98,187	70,446
		1,766,245	1,752,078
Impairment allowance		–	–
Total other receivables, deposits and prepayments		1,766,245	1,752,078
Less: Other receivables classified as non-current assets		(61,388)	(60,247)
Portion classified as current assets		1,704,857	1,691,831

Notes:

- Included in balance is prepayment of construction costs of HK\$731,637,000 (2022: HK\$961,095,000) advanced to a contractor of the Group in accordance with the respective construction contracts. Such prepayment will be utilised to set off future construction cost payables to the contractor after the achievement of certain construction progress of the respective property development projects.
- Cost of obtaining contracts represented the prepaid sales commission paid in connection with the sale of properties. The Group has capitalised the amounts paid and will charge them to the statement of profit or loss when the revenue from the related property sales is recognised and are included in selling and marketing expenses at that time. During the year ended 31 December 2023, sales commission of HK\$347,549,000 (2022: HK\$139,718,000) was charged to the statement of profit or loss.
- The balance represented consideration receivable from a local government authority in Chinese Mainland for the return of the land use rights of certain land parcels to the local government.
- Included in the balance is an advance to a non-controlling shareholder of a non-wholly-owned subsidiary of the Group of HK\$61,388,000 (2022: HK\$60,247,000). The balance is unsecured, interest-free and has no fixed terms of repayment. In addition, the non-controlling shareholder has agreed that any dividends payable to it will first be utilised to settle any outstanding amount of this advance. In the opinion of the directors, this advance is not expected to be repaid within one year.

The financial assets included in the above balances relate to receivables for which there was no recent history of default and none of the balances is either past due or impaired. The financial assets included in the above balances are categorised in Stage 1 for the measurement of expected credit losses. Where applicable, an impairment analysis is performed at each reporting date by considering the probability of default and the timing and amount of future cash flows. Given the Group has not experienced any significant credit losses in the past for material receivable balances, the directors of the Company considered that the allowance for ECLs for these deposits and receivables is not significant.

22 CASH AND BANK BALANCES

	2023	2022
	HK\$'000	HK\$'000
Restricted bank balances (<i>notes</i>)	902,886	461,840
Cash and cash equivalents	94,661	663,810
	<u>997,547</u>	<u>1,125,650</u>

Notes:

- (a) Pursuant to the relevant regulations in the PRC, certain property development companies of the Group are required to place at designated bank accounts certain amounts of pre-sales proceeds of properties as guarantee deposits for the construction of the related properties. The deposits can only be used for purchases of construction materials and payments of construction fees for the relevant property projects. As at 31 December 2023, such guarantee deposits amounted to HK\$902,886,000 (2022: HK\$461,745,000).
- (b) According to the relevant loan agreement signed by a subsidiary of the Group, there are restrictions as to the use of certain unutilised proceeds from bank borrowing deposited in the designated bank account of the subsidiary. As at 31 December 2022, the aggregate amount of such deposits amounted to HK\$95,000.

At the end of the reporting period, the cash and bank balances of the Group denominated in RMB amounted to HK\$964,344,000 (2022: HK\$1,061,905,000). RMB is not freely convertible into other currencies, however, under Chinese Mainland's Foreign Exchange Control Regulations and Administration of Settlement, and Sale and Payment of Foreign Exchange Regulations, the Group is permitted to exchange RMB for other currencies through banks authorised to conduct foreign exchange business.

Cash at banks earns interest at floating rates based on daily bank deposit rates. Short term time deposits are made for varying periods of between one day and three months depending on the immediate cash requirements of the Group, and earn interest at the respective short term time deposit rates. The bank balances and time deposits are deposited with creditworthy banks with no recent history of default.

NOTES TO FINANCIAL STATEMENTS

31 December 2023

23 TRADE AND RETENTION PAYABLES

An ageing analysis of the trade payables at the end of the reporting period, based on the invoice date or the progress payment certificate date, is as follows:

	2023 HK\$'000	2022 HK\$'000
Trade payables:		
Within 1 month	371,640	384,380
1 to 2 months	8,704	17,471
2 to 3 months	423	7,945
Over 3 months	<u>77,277</u>	<u>122,122</u>
Subtotal	458,044	531,918
Retention payables	<u>1,061,737</u>	<u>684,910</u>
Total	<u>1,519,781</u>	<u>1,216,828</u>

The trade payables are non-interest-bearing. The payment terms of trade payables are stipulated in the relevant contracts with credit periods of 30 to 60 days in general. As at 31 December 2023, all retention payables were expected to be settled from 1 to 6 years (2022: from 1 to 6 years).

24 OTHER PAYABLES AND ACCRUED EXPENSES

	2023 HK\$'000	2022 HK\$'000
Receipts in advance	451	428
Deposits received	3,574	5,961
Lease liabilities (<i>note 15</i>)	13,210	3,946
Value-added tax and other levies payables	677,313	508,783
Other payables	261,660	90,324
Accrued expenses	299,169	308,000
Accrued interest expenses	<u>22,933</u>	<u>23,543</u>
Total	1,278,310	940,985
Less: Portion classified as non-current liabilities	<u>(9,210)</u>	<u>(1,642)</u>
Portion classified as current liabilities	<u>1,269,100</u>	<u>939,343</u>

Other payables included in current liabilities are non-interest-bearing and repayable within one year.

25 INTEREST-BEARING BANK AND OTHER BORROWINGS

	As at 31 December 2023			As at 31 December 2022		
	Contractual interest rate	Maturity	HK\$'000	Contractual interest rate	Maturity	HK\$'000
Current						
Bank loans — secured	6%	2024	219,539	8%	2023	225,479
Other borrowings — secured	N/A	N/A	—	12% to 15%	2023	674,232
Total — current			<u>219,539</u>			<u>899,711</u>
Non-current						
Bank loans — secured	6%	2025–2026	439,078	9%	2024	442,422
Other borrowings — secured	11.5% to 12.5%	2025–2026	1,351,230	8% to 14.8%	2024–2025	1,712,480
Total — non-current			<u>1,790,308</u>			<u>2,154,902</u>
Total			<u><u>2,009,847</u></u>			<u><u>3,054,613</u></u>
				2023		2022
				HK\$'000		HK\$'000
Analysed into:						
Bank loans repayable:						
Within one year or on demand				219,539		225,479
In the second year				230,516		442,422
In the third to fifth years, inclusive				208,562		—
Subtotal				<u>658,617</u>		<u>667,901</u>
Other borrowings repayable:						
Within one year or on demand				—		674,232
In the second year				446,025		910,902
In the third to fifth years, inclusive				905,205		801,578
Subtotal				<u>1,351,230</u>		<u>2,386,712</u>
Total				<u><u>2,009,847</u></u>		<u><u>3,054,613</u></u>

NOTES TO FINANCIAL STATEMENTS

31 December 2023

25 INTEREST-BEARING BANK AND OTHER BORROWINGS (Continued)

Notes:

- (a) As at 31 December 2023, bank borrowings with an aggregate amount of HK\$658,617,000 (2022: HK\$667,901,000) were secured by the pledge of 53.6% equity interest in two non-wholly-owned subsidiaries of the Group (2022: secured by the pledge of 67% equity interest in a non-wholly-owned subsidiary of the Group and 100% equity interest in a wholly-owned subsidiary of the Group), and other borrowings with an aggregate amount of HK\$1,181,113,000 (2022: HK\$2,015,911,000) were secured by the pledge of the equity interest of a 80% and a 67% non-wholly-owned subsidiaries of the Group (2022: secured by the pledge of the equity interest of a 80%, a 67% and a 53.6% non-wholly-owned subsidiaries of the Group) and share charge in respect of the entire equity interests of certain wholly-owned subsidiaries of the Group.
- (b) As at 31 December 2023, bank borrowings and other borrowings with aggregate amounts of HK\$658,617,000 (2022: HK\$667,901,000) and HK\$735,088,000 (2022: HK\$1,962,314,000), respectively, were secured by the Group's properties under development with aggregate carrying amounts of HK\$1,992,923,000 (2022: HK\$5,748,279,000) and HK\$2,249,093,000 (2022: HK\$4,889,832,000), respectively (note 19).
- (c) As at 31 December 2023, other borrowings with an aggregate amount of HK\$241,384,000 (2022: HK\$370,801,000) were secured by the Group's completed properties held for sale with an aggregate carrying amount of HK\$82,706,000 (2022: HK\$84,286,000) (note 20).
- (d) As at 31 December 2023, the Group's other borrowings with an aggregate amount of HK\$687,403,000 (2022: HK\$684,463,000) were secured by the Group's investment properties with an aggregate carrying amount of HK\$759,637,000 (2022: HK\$805,904,000) (note 14).
- (e) As at 31 December 2023, the Group's bank borrowings with an aggregate amount of HK\$175,632,000 (2022: HK\$225,480,000) were secured by the Group's construction in progress of HK\$26,827,000 (2022: secured by construction in progress and right-of-use assets with carrying amounts of HK\$129,104,000 and HK\$8,749,000) (note 13).
- (f) As at 31 December 2022, the Group's other borrowings with an aggregate amount of HK\$789,935,000 were secured by the Group's construction in progress with a carrying amount of HK\$26,888,000 (note 13).
- (g) As at 31 December 2023, the Group's bank borrowings of HK\$658,617,000 (2022: bank borrowings and other borrowings of HK\$667,901,000 and HK\$789,935,000, respectively) were guaranteed by certain third parties.
- (h) The Company has guaranteed certain of the Group's other borrowings up to HK\$480,000,000 (2022: HK\$420,000,000) as at the end of the reporting period.
- (i) As at 31 December 2023, bank and other borrowings of HK\$446,025,000 (2022: HK\$419,525,000) and HK\$1,563,822,000 (2022: HK\$2,635,088,000) were denominated in Hong Kong dollars and Renminbi, respectively.
- (j) As at 31 December 2023 and 2022, all bank and other borrowings bear interest at fixed interest rates.

26 CONTRACT LIABILITIES

	31 December 2023	31 December 2022	1 January 2022
	HK\$'000	HK\$'000	HK\$'000
Sale of properties	<u>10,176,114</u>	<u>11,974,740</u>	<u>9,847,054</u>

Contract liabilities include deposits and advances received from buyers in connection with the Group's pre-sales of properties. The net decrease in contract liabilities in 2023 was mainly due to the recognition of revenue upon delivery of properties to customers, partly offset by the increase in advances received from customers in relation to the pre-sales of properties (2022: the net increase in contract liabilities was mainly due to the increase in advances received from customers in relation to the pre-sales of properties, partly offset by the decrease upon the recognition of revenue during the year).

27 DEFERRED TAX

The movements in deferred tax liabilities and assets during the year are as follows:

Deferred tax liabilities

Notes	Depreciation allowance in excess of related depreciation HK\$'000	Revaluation of investment properties HK\$'000	Fair value adjustments arising from acquisition of subsidiaries HK\$'000	Withholding taxes HK\$'000	Total HK\$'000
At 1 January 2022	169	20,355	506,737	-	527,261
Deferred tax charged/(credited) to the consolidated statement of profit or loss during the year	10	-	3,208	(243,403)	-
Disposal of subsidiaries	32	(160)	(4,418)	-	-
Exchange realignment		-	(1,461)	(32,010)	-
		<u>9</u>	<u>17,684</u>	<u>231,324</u>	<u>-</u>
At 31 December 2022 and 1 January 2023		9	17,684	231,324	-
Deferred tax charged/(credited) to the consolidated statement of profit or loss during the year	10	(9)	(17,407)	(59,966)	9,557
Exchange realignment		-	243	(5,699)	(63)
		<u>-</u>	<u>243</u>	<u>(5,699)</u>	<u>(63)</u>
At 31 December 2023		-	520	165,659	9,494
		<u>-</u>	<u>520</u>	<u>165,659</u>	<u>9,494</u>
		-	520	165,659	175,673

NOTES TO FINANCIAL STATEMENTS

31 December 2023

27 DEFERRED TAX (Continued)

The movements in deferred tax liabilities and assets during the year are as follows: (Continued)

Deferred tax assets

	Notes	Fair value adjustments arising from acquisition of subsidiaries HK\$'000	Provision for LAT HK\$'000	Losses available for offsetting taxable profits HK\$'000	Provision and accruals of expenses HK\$'000	Total HK\$'000
At 1 January 2022		67,992	–	106,412	–	174,404
Deferred tax credited/(charged) to the consolidated statement of profit or loss during the year	10	(1,849)	26,319	60	29,217	53,747
Exchange realignment		(5,233)	(801)	(8,279)	(889)	(15,202)
At 31 December 2022 and 1 January 2023		60,910	25,518	98,193	28,328	212,949
Deferred tax credited/(charged) to the consolidated statement of profit or loss during the year	10	(6,086)	(4,916)	(43,173)	110,969	56,794
Exchange realignment		(1,565)	(640)	(2,302)	(1,477)	(5,984)
At 31 December 2023		53,259	19,962	52,718	137,820	263,759

For presentation purposes, certain deferred tax assets and liabilities have been offset in the statement of financial position. The following is an analysis of the deferred tax balances of the Group for financial reporting purposes:

	2023 HK\$'000	2022 HK\$'000
Net deferred tax assets recognised in the consolidated statement of financial position	134,905	107,578
Net deferred tax liabilities recognised in the consolidated statement of financial position	(46,819)	(143,646)
	88,086	(36,068)

The Group has tax losses arising in Hong Kong of HK\$109,614,000 (2022: HK\$90,763,000) that are available indefinitely for offsetting against future taxable profits of the companies in which the losses arose. Deferred tax assets have not been recognised in respect of these losses as they have arisen in subsidiaries that have been loss-making and it is not considered probable that taxable profits will be available against which the tax losses can be utilised.

27 DEFERRED TAX (Continued)

The Group has tax losses arising in Chinese Mainland of HK\$244,299,000 (2022: HK\$418,945,000) that will expire in one to five years for offsetting against future taxable profits of the entities in which the losses arose. Deferred tax assets have been recognised in respect of tax losses of HK\$210,871,000 as at 31 December 2023 (2022: HK\$385,273,000). Deferred tax have not been recognised in respect of tax losses of HK\$33,428,000 as at 31 December 2023 (2022: HK\$33,672,000), as they have arisen in subsidiaries that have been loss-making and it is not considered probable that future taxable profits will be available against which the tax losses can be utilised.

Pursuant to the PRC CIT Law, a 10% withholding tax is levied on dividends declared to foreign investors from the foreign investment enterprises established in Chinese Mainland. The requirement is effective from 1 January 2008 and applies to earnings after 31 December 2007. A lower withholding tax rate may be applied if there is a tax treaty between Chinese Mainland and the jurisdiction of the foreign investors. For the Group, the applicable rate is 5%. The Group is therefore liable for withholding taxes on dividends distributed by those subsidiaries established in Chinese Mainland in respect of earnings generated from 1 January 2008.

During the year, considering the future dividend plan, the Group provided deferred tax of HK\$9,557,000 (2022: Nil) related to the unremitted earnings of one of the Group's subsidiaries established in Chinese Mainland that are subject to withholding taxes.

As at 31 December 2023, unremitted earnings that are subject to withholding taxes of the Group's subsidiaries established in Chinese Mainland of approximately HK\$281,616,000 have not been recognised for deferred tax. In the opinion of the directors, it is not probable that these subsidiaries will distribute such earnings in the foreseeable future. As at 31 December 2022, there was no significant unrecognised deferred tax liability for taxes that would be payable on the unremitted earnings of the Group's subsidiaries established in Chinese Mainland as all the subsidiaries were loss-making.

There are no income tax consequences attaching to the payment of dividends by the Company to its shareholders.

NOTES TO FINANCIAL STATEMENTS

31 December 2023

28 SHARE CAPITAL

Shares

	2023 HK\$'000	2022 HK\$'000
Authorised:		
1,500,000,000 ordinary shares of HK\$0.1 each	<u>150,000</u>	<u>150,000</u>
Issued and fully paid:		
799,557,415 ordinary shares	<u>79,956</u>	<u>79,956</u>

Share options

At a special general meeting held on 21 May 2015, the Company adopted a share option scheme (the "Scheme") to replace the old scheme. Employees (including directors) of the Group are included in the eligible participants. A total of 79,955,741 shares will be available for issue under the Scheme, which represents 10% of the Company's issued shares. The maximum number of shares issuable under share options to each eligible participant in the Scheme within any 12-month period is limited to 1% of the shares of the Company in issue at any time. The shares must be taken up under an option not later than 10 years from the date of grant of options. The Scheme will remain effective until 20 May 2025. No share options have been granted under the Scheme during the current year and no options were outstanding at 31 December 2023 and 2022.

29 RESERVES

The amounts of the Group's reserves and the movements therein for the current and prior years are presented in the consolidated statement of changes in equity on pages 76 of the financial statements.

The Group's contributed surplus represented the excess of the nominal value of the shares of the subsidiaries acquired pursuant to the Group reorganisation prior to the listing of the Company's shares, over the nominal value of the Company's shares issued in exchange therefor.

The Group's other reserve represents the fair value reserve arising from an equity investment designated at fair value through other comprehensive income with no recycling of gains or losses to profit or loss on derecognition.

30 PARTLY-OWNED SUBSIDIARIES WITH MATERIAL NON-CONTROLLING INTERESTS

Details of the Group's subsidiaries that have material non-controlling interests are set out below:

	2023	2022
Percentage of equity interest held by non-controlling interests:		
Yuanzhong Rundafeng	20%	20%
Yuanzhong Kangyangcheng	33%	33%
Yuanzhong Changxin	<u>46.4%</u>	<u>46.4%</u>
	2023	2022
	HK\$'000	HK\$'000
Profit/(loss) for the year allocated to non-controlling interests:		
Yuanzhong Rundafeng	(48,002)	(24,121)
Yuanzhong Kangyangcheng	69,102	(87,911)
Yuanzhong Changxin	<u>(64,800)</u>	<u>(96,621)</u>
Accumulated balances of non-controlling interests at the reporting date:		
Yuanzhong Rundafeng	(23,933)	24,395
Yuanzhong Kangyangcheng	(96,072)	(169,176)
Yuanzhong Changxin	<u>(93,535)</u>	<u>(29,609)</u>

The following tables illustrate the summarised financial information of the above subsidiaries. The amounts disclosed are before any inter-company eliminations:

	Yuanzhong Rundafeng HK\$'000	Yuanzhong Kangyangcheng HK\$'000	Yuanzhong Changxin HK\$'000
2023			
Revenue	878,365	4,252,048	5,993
Total expenses	(1,216,069)	(3,936,861)	(183,316)
Profit/(loss) for the year	(240,008)	209,165	(139,655)
Total comprehensive income/(loss) for the year	<u>(241,640)</u>	<u>221,292</u>	<u>(137,770)</u>
Current assets	4,523,812	6,145,299	4,805,977
Non-current assets	95,392	246,807	121,479
Current liabilities	(4,364,901)	(6,284,388)	(4,558,237)
Non-current liabilities	<u>(373,970)</u>	<u>(259,714)</u>	<u>(439,078)</u>
Net cash flows from/(used in) operating activities	(231,780)	89,511	563,798
Net cash flows from/(used in) investing activities	289	13,504	(414)
Net cash flows from/(used in) financing activities	<u>81,410</u>	<u>(236,958)</u>	<u>(559,426)</u>
Net increase/(decrease) in cash and cash equivalents	<u>(150,081)</u>	<u>(133,943)</u>	<u>3,958</u>

NOTES TO FINANCIAL STATEMENTS

31 December 2023

30 PARTLY-OWNED SUBSIDIARIES WITH MATERIAL NON-CONTROLLING INTERESTS (Continued)

	Yuanzhong Rundafeng HK\$'000	Yuanzhong Kangyangcheng HK\$'000	Yuanzhong Changxin HK\$'000
2022			
Revenue	2,152,363	422,168	1,584
Total expenses	(2,311,086)	(770,139)	(168,587)
Loss for the year	(120,606)	(266,398)	(208,234)
Total comprehensive loss for the year	<u>(137,086)</u>	<u>(236,833)</u>	<u>(216,521)</u>
Current assets	4,589,872	7,253,606	3,124,129
Non-current assets	226	259,041	87,890
Current liabilities	(4,234,814)	(7,627,370)	(2,741,402)
Non-current liabilities	<u>(233,311)</u>	<u>(254,791)</u>	<u>(399,142)</u>
Net cash flows from/(used in) operating activities	207,518	130,967	(230,344)
Net cash flows from/(used in) investing activities	884	(397,128)	(786)
Net cash flows from/(used in) financing activities	<u>(354,960)</u>	<u>14,350</u>	<u>264,067</u>
Net increase/(decrease) in cash and cash equivalents	<u>(146,558)</u>	<u>(251,811)</u>	<u>32,937</u>

31 ACQUISITIONS OF A SUBSIDIARY THAT IS NOT A BUSINESS

For the year ended 31 December 2022

On 20 January 2022, the Group entered into a sale and purchase agreement with an independent third party, and pursuant to which the Group agreed to acquire the 100% equity interest in Golden Honour and its subsidiaries (the "Golden Honour Group"), which indirectly holds 53.6% of the interests in certain land parcels located in Sichuan Province, the PRC, at a total consideration of HK\$230,000,000. The acquisition of the Golden Honour Group was completed on 27 January 2022 and the Golden Honour Group became subsidiaries of the Group.

Prior to completion of the acquisition, the Golden Honour Group had not carried on any significant business activities except for holding of interests in certain land parcels. This acquisition was accounted for by the Group as acquisition of assets, as the operations of the Golden Honour Group did not constitute a business.

31 ACQUISITIONS OF A SUBSIDIARY THAT IS NOT A BUSINESS (Continued)**For the year ended 31 December 2022** (Continued)

The net assets of the acquisition of the Golden Honour Group as at the date of acquisition were as follows:

	2022 HK\$'000
Property, plant and equipment (<i>note 13</i>)	28,596
Interests in land use rights for property development*	781,106
Properties under development	1,734,981
Other receivables, deposits and prepayments	78,307
Restricted bank balances	5,237
Cash and cash equivalents	14,904
Interest-bearing other borrowings	(1,917,643)
Trade payables	(179,110)
Other payables and accrued expenses	<u>(245,521)</u>
Net assets acquired	300,857
Non-controlling interests	<u>(70,857)</u>
Satisfied by cash	<u><u>230,000</u></u>

* The balance represented prepayments for acquisitions of land use rights in Chinese Mainland and as at the date of acquisition, the relevant entity was in the process of obtaining the relevant land use rights certificates.

An analysis of the cash flows in respect of the acquisition was as follows:

	2022 HK\$'000
Cash consideration	(230,000)
Cash and cash equivalents acquired	<u>14,904</u>
Net outflow of cash and cash equivalents included in cash flows from investing activities	<u><u>(215,096)</u></u>

NOTES TO FINANCIAL STATEMENTS

31 December 2023

32 DISPOSAL OF SUBSIDIARIES

Details of the net assets of the subsidiaries disposed of during the reporting period and the financial impacts were as follows:

	2023 HK\$'000	2022 HK\$'000
Net assets disposed of:		
Property, plant and equipment (<i>note 13</i>)	769	–
Investment properties (<i>note 14</i>)	–	37,000
Completed properties held for sale	174,627	–
Other receivables, deposits and prepayments	39,472	27
Cash and cash equivalents	45,041	–
Trade and retention payables	(125,455)	–
Contract liabilities	(46,408)	–
Interest-bearing bank and other borrowings	(87,431)	–
Other payables and accrued expenses	(30,497)	(44)
Tax payable	(7,870)	–
Deferred tax liabilities	–	(4,578)
	<u>–</u>	<u>(4,578)</u>
Subtotal	(37,752)	32,405
Gain/(loss) on disposal of subsidiaries (<i>note 6</i>)	42,266	(1,605)
Release of exchange fluctuation reserve upon disposal of subsidiaries	(2,372)	–
	<u>(2,372)</u>	<u>–</u>
Total consideration	2,142	30,800
	<u>2,142</u>	<u>30,800</u>
Satisfied by:		
Cash	2,142	30,800
	<u>2,142</u>	<u>30,800</u>

An analysis of the net cash inflow/(outflow) of cash and cash equivalents in respect of the disposal of subsidiaries is as follows:

	2023 HK\$'000	2022 HK\$'000
Cash consideration	2,142	30,800
Cash and cash equivalents disposed of	(45,041)	–
	<u>(45,041)</u>	<u>–</u>
Net inflow/(outflow) of cash and cash equivalents in respect of the disposal of subsidiaries	(42,899)	30,800
	<u>(42,899)</u>	<u>30,800</u>

33 NOTES TO THE CONSOLIDATED STATEMENT OF CASH FLOWS
(a) The reconciliation of loss before tax to net cash generated from operations is as follows:

	<i>Notes</i>	2023 HK\$'000	2022 HK\$'000
Loss before tax		(24,168)	(789,566)
Adjustments for:			
Finance costs	7	261,167	406,942
Interest income from time deposits	5	(1,130)	(181)
Bank interest income	5	(7,080)	(6,432)
Changes in fair value of investment properties	14	132,881	(5,854)
Depreciation	6	13,689	16,707
Reversal of impairment loss on other intangible asset	6	(1,120)	(200)
Loss/(gain) on disposal of subsidiaries	6	(42,266)	1,605
Loss on termination of a lease contract	15(c)	–	81
Written off of property, plant and equipment	6	–	88
Impairment of properties under development and completed properties held for sale	6	166,789	426,810
		498,762	50,000
Decrease/(increase) in properties under development and completed properties held for sale		1,727,581	(566,008)
Decrease in interests in land use rights for property development		1,054,297	374,756
Increase in other receivables, deposits and prepayments		(100,109)	(561,768)
Increase in restricted bank balances		(456,218)	(5,716)
Increase in trade and retention payables		656,535	391,397
Increase/(decrease) in contract liabilities		(3,041,705)	1,839,082
Increase in other payables and accrued expenses		385,311	218,239
Net cash generated from operations		724,454	1,739,982

NOTES TO FINANCIAL STATEMENTS

31 December 2023

33 NOTES TO THE CONSOLIDATED STATEMENT OF CASH FLOWS (Continued)

(b) Changes in liabilities arising from financing activities

	Interest-bearing bank and other borrowings HK\$'000	Interest payable HK\$'000	Dividend payable HK\$'000	Lease liabilities HK\$'000
2023				
At 1 January 2023	3,054,613	23,543	5,266	3,946
Changes from financing cash flows	(887,530)	(240,856)	–	(5,734)
New leases	–	–	–	14,135
Interest expense	–	240,717	–	915
Disposal of a subsidiary	(87,431)	–	–	–
Exchange realignment	(69,805)	(471)	–	(52)
	<u>2,009,847</u>	<u>22,933</u>	<u>5,266</u>	<u>13,210</u>
At 31 December 2023	<u>2,009,847</u>	<u>22,933</u>	<u>5,266</u>	<u>13,210</u>
2022				
At 1 January 2022	2,864,812	16,089	5,266	1,357
Changes from financing cash flows	(1,371,152)	(434,257)	–	(2,088)
New leases	–	–	–	4,674
Acquisition of a subsidiary that is not a business	1,917,643	62,234	–	–
Interest expense	–	384,227	–	154
Termination of a lease contract	–	–	–	(103)
Exchange realignment	(356,690)	(4,750)	–	(48)
	<u>3,054,613</u>	<u>23,543</u>	<u>5,266</u>	<u>3,946</u>
At 31 December 2022	<u>3,054,613</u>	<u>23,543</u>	<u>5,266</u>	<u>3,946</u>

(c) Total cash outflow for leases

The total cash outflow for leases included in the statement of cash flows is as follows:

	2023 HK\$'000	2022 HK\$'000
Within operating activities	1,933	631
Within financing activities	<u>5,734</u>	<u>2,088</u>
Total	<u>7,667</u>	<u>2,719</u>

34 FINANCIAL GUARANTEES

The Group had the following financial guarantees:

	2023	2022
	HK\$'000	HK\$'000
Guarantees in respect of mortgage facilities provided for certain purchasers of the Group's properties	<u>7,338,188</u>	<u>5,033,456</u>

As at 31 December 2023 and 2022, the Group provided guarantees in respect of mortgage facilities granted by certain banks relating to the mortgage loans arranged for certain purchasers of the Group's properties. Pursuant to the terms of the guarantees, in the event of default on mortgage payments by these purchasers before the expiry of the guarantees, the Group is responsible for repaying the outstanding mortgage principals together with the accrued interest and penalties owed by the defaulted purchasers to the banks, net of any sales proceeds as described below.

Pursuant to the above arrangement, the related properties were pledged to the banks as collateral for the mortgage loans. The banks are entitled to take over the legal titles and will realise the pledged properties through open auction or other appropriate means in the event of default on mortgage repayments by these purchasers.

The Group is responsible for repaying the banks when the proceeds from the auction of the properties cannot cover the outstanding mortgage principals together with the accrued interest and penalties. The Group's guarantee period starts from the dates of grant of the relevant mortgage loans and ends upon the issuance of real estate ownership certificates to the purchasers.

The fair value of the guarantees is not significant and the directors of the Company consider that in the event of default on payments, the net realisable value of the related properties can cover the repayment of the outstanding mortgage principals together with the accrued interest and penalties and therefore no provision has been made in these consolidated financial statements for the guarantees.

35 PLEDGE OF ASSETS

Details of the Group's assets pledged for the Group's interest-bearing bank and other borrowings are included in notes 13, 14, 19, 20 and 25 to the financial statements.

NOTES TO FINANCIAL STATEMENTS

31 December 2023

36 CAPITAL COMMITMENTS

The Group had the following contractual commitments at the end of the reporting period:

	2023	2022
	HK\$'000	HK\$'000
Capital expenditure for construction of properties under development and investment properties	4,702,487	5,850,371
Capital expenditure for construction of property, plant and equipment	39,910	40,623
	<u>4,742,397</u>	<u>5,890,994</u>
Total	4,742,397	5,890,994

37 RELATED PARTY TRANSACTIONS

Compensation of key management personnel of the Group:

	2023	2022
	HK\$'000	HK\$'000
Short term employee benefits	7,494	6,477
Post-employment benefits	63	38
	<u>7,557</u>	<u>6,515</u>
Total compensation paid to key management personnel	7,557	6,515

Further details of directors' emoluments are included in note 8 to the financial statements.

38 FINANCIAL INSTRUMENTS BY CATEGORY

The carrying amounts of each of the categories of financial instruments as at the end of the reporting period are as follows:

	2023	2022
	HK\$'000	HK\$'000
Financial assets		
Equity investment designated at fair value through other comprehensive income:		
Unlisted equity investment at fair value	<u>1,760</u>	<u>1,980</u>
Financial assets at amortised cost:		
Financial assets included in other receivables, deposits and prepayments	293,962	95,626
Restricted bank balances	902,886	461,840
Cash and cash equivalents	<u>94,661</u>	<u>663,810</u>
Subtotal	<u>1,291,509</u>	<u>1,221,276</u>
Total	<u>1,293,269</u>	<u>1,223,256</u>
Financial liabilities		
Financial liabilities at amortised cost:		
Trade and retention payables	1,519,781	1,216,828
Financial liabilities included in other payables and accrued expenses	592,375	427,544
Interest-bearing bank and other borrowings	<u>2,009,847</u>	<u>3,054,613</u>
Total	<u>4,122,003</u>	<u>4,698,985</u>

NOTES TO FINANCIAL STATEMENTS

31 December 2023

39 FAIR VALUE AND FAIR VALUE HIERARCHY OF FINANCIAL INSTRUMENTS

The fair value of an equity investment designated at fair value through other comprehensive income is based on quoted market prices.

The carrying amounts and fair values of the Group's financial instruments, other than those with carrying amounts that reasonably approximate to fair values, are as follows:

	Carrying amounts		Fair values	
	2023	2022	2023	2022
	HK\$'000	HK\$'000	HK\$'000	HK\$'000
Financial liabilities				
Interest-bearing bank and other borrowings	<u>2,009,847</u>	<u>3,054,613</u>	<u>1,924,600</u>	<u>3,038,772</u>

Management has assessed that the fair values of cash and bank balances, trade and retention payables, financial assets included in other receivables, deposits and prepayments, financial liabilities included in other payables and accrued expenses, and the current portion of interest-bearing bank and other borrowings approximate to their carrying amounts largely due to the short term maturities of these instruments.

The fair values of the non-current portion of other receivables and deposits and interest-bearing bank and other borrowings have been calculated by discounting the expected future cash flows using rates currently available for instruments with similar terms, credit risk and remaining maturities which is categorised within Level 2 of the fair value hierarchy. The fair value of the non-current portion of other receivables and deposits approximates to its carrying amount. The changes in fair value as a result of the Group's own non-performance risk for interest-bearing bank and other borrowings as at 31 December 2023 and 2022 were assessed to be insignificant.

39 FAIR VALUE AND FAIR VALUE HIERARCHY OF FINANCIAL INSTRUMENTS

(Continued)

The following tables illustrate the fair value measurement hierarchy of the Group's financial instrument:

Asset measured at fair value:

	Fair value measurement using			Total HK\$'000
	Quoted prices in active markets (Level 1) HK\$'000	Significant observable inputs (Level 2) HK\$'000	Significant unobservable inputs (Level 3) HK\$'000	
At 31 December 2023				
Equity investment designated at fair value through other comprehensive income	<u>1,760</u>	<u>-</u>	<u>-</u>	<u>1,760</u>
At 31 December 2022				
Equity investment designated at fair value through other comprehensive income	<u>1,980</u>	<u>-</u>	<u>-</u>	<u>1,980</u>

During the year, there were no transfers into or out of Level 1 fair value measurement (2022: Nil).

The Group did not have any financial liabilities measured at fair value as at 31 December 2023 (2022: Nil).

40 FINANCIAL RISK MANAGEMENT OBJECTIVES AND POLICIES

The Group's principal financial instruments mainly comprise cash and short term deposits and interest-bearing bank and other borrowings. The main purpose of these financial instruments is to raise finance for the Group's operations. The Group has various other financial assets and liabilities such as other receivables and deposits and trade and retention payables, which arise directly from its operations.

The main risks arising from the Group's financial instruments are foreign currency risk, credit risk and liquidity risk. The board of directors reviews and agrees policies for managing each of these risks and they are summarised below.

NOTES TO FINANCIAL STATEMENTS

31 December 2023

40 FINANCIAL RISK MANAGEMENT OBJECTIVES AND POLICIES (Continued)

Foreign currency risk

The Group has transactional currency exposures. Such exposures arise from business activities by operating units in currencies other than the units' functional currencies. The Group's exposure to market risk for changes in foreign currency exchange rates is primarily related to certain cash equivalents in a currency other than the functional currency of the Group's operating subsidiaries.

The following table demonstrates the sensitivity at the end of the reporting period to a reasonably possible change in the GBP exchange rate, with all other variables held constant, of the Group's loss before tax.

	Increase/ (decrease) in GBP rate %	Decrease/ (increase) in loss before tax HK\$'000
2023		
If the Hong Kong dollar weakens against the GBP	5	1
If the Hong Kong dollar strengthens against the GBP	<u>(5)</u>	<u>(1)</u>
2022		
If the Hong Kong dollar weakens against the GBP	5	1
If the Hong Kong dollar strengthens against the GBP	<u>(5)</u>	<u>(1)</u>

Results of the analysis as presented in the above table represent the effects on loss before tax of each of the Group's entities measured in the respective functional currencies, translated into Hong Kong dollars at the exchange rate ruling at the end of the reporting period for presentation purposes.

The sensitivity analysis assumes that the change in foreign exchange rates had been applied to re-measure those monetary assets and liabilities held by the Group which expose the Group to foreign currency risk at the end of the reporting period, including inter-company payables and receivables within the Group which are denominated in a currency other than the functional currencies of the lender or the borrower. The analysis excludes differences that would result from the translation of the financial statements of foreign operations into the Group's presentation currency.

40 FINANCIAL RISK MANAGEMENT OBJECTIVES AND POLICIES (Continued)

Credit risk

The Group's credit risk is primarily attributable to cash and bank balances and other receivables and deposits. Management has a credit policy in place and the exposure to this risk is monitored on an ongoing basis.

Maximum exposure and year-end staging

The tables below show the credit quality and the maximum exposure to credit risk based on the Group's credit policy, which is mainly based on past due information unless other information is available without undue cost or effort, and year-end staging classification as at 31 December. The amounts presented are gross carrying amounts for financial assets.

	12-month ECLs	Lifetime ECLs			Total HK\$'000
	Stage 1 HK\$'000	Stage 2 HK\$'000	Stage 3 HK\$'000	Simplified approach HK\$'000	
At 31 December 2023					
Financial assets included in other receivables, deposits and prepayments — Normal*	293,962	—	—	—	293,962
Restricted bank balances — Not yet past due	902,886	—	—	—	902,886
Cash and cash equivalents — Not yet past due	94,661	—	—	—	94,661
Total	<u>1,291,509</u>	<u>—</u>	<u>—</u>	<u>—</u>	<u>1,291,509</u>
At 31 December 2022					
Financial assets included in other receivables, deposits and prepayments — Normal*	95,626	—	—	—	95,626
Restricted bank balances — Not yet past due	461,840	—	—	—	461,840
Cash and cash equivalents — Not yet past due	663,810	—	—	—	663,810
Total	<u>1,221,276</u>	<u>—</u>	<u>—</u>	<u>—</u>	<u>1,221,276</u>

* The credit quality of the financial assets included in other receivables, deposits and prepayments is considered to be "normal" when they are not past due and there is no information indicating that the financial assets had a significant increase in credit risk since initial recognition. Otherwise, the credit quality of the financial assets is considered to be "doubtful".

NOTES TO FINANCIAL STATEMENTS

31 December 2023

40 FINANCIAL RISK MANAGEMENT OBJECTIVES AND POLICIES (Continued)

Liquidity risk

The Group's objective is to maintain a balance between continuity of funding and flexibility through the use of the Group's available cash.

The maturity profile of the Group's financial liabilities as at the end of the reporting period, based on the contractual undiscounted payments, is as follows:

	Within 12 months or on demand HK\$'000	Over 1 year to 5 years HK\$'000	Total HK\$'000
2023			
Lease liabilities	4,497	15,853	20,350
Interest-bearing bank and other borrowings	440,480	2,026,831	2,467,311
Trade and retention payables	1,167,079	444,596	1,611,675
Other payables	556,232	–	556,232
	<u>2,168,288</u>	<u>2,487,280</u>	<u>4,655,568</u>
2022			
Lease liabilities	2,520	1,680	4,200
Interest-bearing bank and other borrowings	1,204,032	2,396,623	3,600,655
Trade and retention payables	1,041,722	258,917	1,300,639
Other payables	400,055	–	400,055
	<u>2,648,329</u>	<u>2,657,220</u>	<u>5,305,549</u>

Capital management

The primary objectives of the Group's capital management are to safeguard the Group's ability to continue as a going concern and to maintain healthy capital ratios in order to support its business and maximise shareholders' value.

The Group regards equity attributable to owners of the Company, comprising issued share capital, retained profits and other reserve as capital and manages its capital structure and makes adjustments to it in light of changes in economic conditions and the risk characteristics of the underlying assets. To maintain or adjust the capital structure, the Group may adjust the dividend payment to shareholders, return capital to shareholders or issue new shares. No changes were made in the objectives, policies or processes for managing capital during the years ended 31 December 2023 and 2022.

40 FINANCIAL RISK MANAGEMENT OBJECTIVES AND POLICIES (Continued)**Capital management** (Continued)

The Group monitors capital using a gearing ratio, which is net bank and other borrowings (interest-bearing bank and other borrowings less cash and bank balances) divided by the shareholders' funds of the Company. The Group actively reviews the gearing ratio and the capital structure to ensure an optimal capital structure by taking into consideration the projected cash flows and profitability, projected capital expenditures and projected business and investment opportunities.

The gearing ratios of the Group as at 31 December 2023 and 2022 were as follows:

	2023	2022
	HK\$'000	HK\$'000
Interest-bearing bank and other borrowings	2,009,847	3,054,613
Less: Cash and bank balances	(997,547)	(1,125,650)
Net debt	<u>1,012,300</u>	<u>1,928,963</u>
Shareholders' funds of the Company	<u>1,029,097</u>	<u>1,053,041</u>
Gearing ratio	<u><u>98.4%</u></u>	<u><u>183.2%</u></u>

NOTES TO FINANCIAL STATEMENTS

31 December 2023

41 STATEMENT OF FINANCIAL POSITION OF THE COMPANY

Information about the statement of financial position of the Company at the end of the reporting period is as follows:

	2023 HK\$'000	2022 HK\$'000
NON-CURRENT ASSETS		
Interests in subsidiaries	873,929	876,952
Other intangible asset	<u>11,080</u>	<u>9,960</u>
Total non-current assets	<u>885,009</u>	<u>886,912</u>
CURRENT ASSETS		
Other receivables	1,087	923
Cash and bank balances	<u>4,669</u>	<u>5,015</u>
Total current assets	<u>5,756</u>	<u>5,938</u>
CURRENT LIABILITY		
Other payables	<u>4,664</u>	<u>5,114</u>
NET CURRENT ASSETS		
	<u>1,092</u>	<u>824</u>
Net assets	<u>886,101</u>	<u>887,736</u>
EQUITY		
Issued share capital	79,956	79,956
Reserves (Note)	<u>806,145</u>	<u>807,780</u>
Total equity	<u>886,101</u>	<u>887,736</u>

41 STATEMENT OF FINANCIAL POSITION OF THE COMPANY (Continued)

Note:

A summary of the Company's reserves is as follows:

	Share premium account HK\$'000	Capital redemption reserve HK\$'000	Retained profits HK\$'000	Total HK\$'000
At 1 January 2022	95,738	1,350	1,336,972	1,434,060
Total comprehensive loss for the year	<u>–</u>	<u>–</u>	<u>(626,280)</u>	<u>(626,280)</u>
At 31 December 2022 and 1 January 2023	95,738	1,350	710,692	807,780
Total comprehensive loss for the year	<u>–</u>	<u>–</u>	<u>(1,635)</u>	<u>(1,635)</u>
At 31 December 2023	<u>95,738</u>	<u>1,350</u>	<u>709,057</u>	<u>806,145</u>

42 APPROVAL OF THE FINANCIAL STATEMENTS

These financial statements were approved and authorised for issue by the board of directors on 27 March 2024.

PARTICULARS OF PROPERTIES

31 December 2023

INVESTMENT PROPERTY IN THE UNITED KINGDOM

Location	Use	Lease expiry	Approximate floor area Sq. ft.	Group's interest %
<u>Completed</u> 1 Harrow Place London E1 7DB United Kingdom	Hotel	2189	45,528 (Gross internal)	100

INVESTMENT PROPERTIES IN CHINESE MAINLAND

Location	Use	Lease expiry	Approximate gross floor area	Group's interest %
<u>Under construction</u> Shopping mall, Donghong Road Community Baohu Street, Chenghua District Chengdu, Sichuan Province	Commercial	2060	155,109 sq. m.	100

PROPERTIES UNDER DEVELOPMENT IN CHINESE MAINLAND

Location	Use	Expected completion date	Approximate gross floor area to be delivered or under development sq. m	Group's interest %
Binjiang Wisdom City Meishan Sichuan Province	Residential/ Commercial	2022 or after	582,944	80
The City of Islands (<i>phase 1 and 2</i>) Meishan Sichuan Province	Residential/ Commercial	2023 or after	994,521	67
The City of Islands (<i>phase 3</i>) Meishan Sichuan Province	Residential/ Commercial	2025 or after	913,802	53.6
A site located at Donghong Road Baohe Street Chenghua District Chengdu, Sichuan Province	Residential/ Commercial	2025	74,927	100

COMPLETED PROPERTIES HELD FOR SALE IN CHINESE MAINLAND

Location	Use	Approximate gross floor area sq. m	Group's interest %
Binjiang Wisdom City Meishan Sichuan Province	Residential/ Commercial	93,394	80
The City of Islands (<i>phase 1 and 2</i>) Meishan Sichuan Province	Residential/ Commercial	353,887	67

FIVE YEAR FINANCIAL SUMMARY

A summary of the results and of the assets and liabilities of the Group for the last five financial years, as extracted from the published audited financial statements, is set out below.

	Year ended 31 December				2023 HK\$'000
	2019 HK\$'000	2020 HK\$'000	2021 HK\$'000	2022 HK\$'000	
ASSETS AND LIABILITIES					
Property, plant and equipment	2,838	68,452	194,982	202,013	204,406
Investment properties	1,299,417	1,486,044	873,999	805,904	759,637
Goodwill	–	279,419	286,593	264,299	257,336
Other intangible asset	8,560	9,560	9,760	9,960	11,080
Equity investment designated at fair value through other comprehensive income	2,320	2,270	2,400	1,980	1,760
Debt investments at amortised cost	13,744	–	–	–	–
Deferred tax assets	–	46,278	43,945	107,578	134,905
Other receivables and deposits	279	24,922	10	60,247	61,388
Current assets	453,052	9,561,711	14,538,932	16,879,184	14,534,750
Current liabilities	(23,187)	(5,457,096)	(11,150,543)	(15,152,324)	(13,303,368)
Net current assets	429,865	4,104,615	3,388,389	1,726,860	1,231,382
Non-current liabilities	(17,723)	(4,246,133)	(3,164,289)	(2,300,190)	(1,846,337)
Net assets	<u>1,739,300</u>	<u>1,775,427</u>	<u>1,635,789</u>	<u>878,651</u>	<u>815,557</u>
EQUITY					
Equity attributable to equity holders of the Company					
Issued share capital	79,956	79,956	79,956	79,956	79,956
Reserves	1,659,344	1,686,643	1,595,042	973,085	949,141
Non-controlling interests	1,739,300	1,766,599	1,674,998	1,053,041	1,029,097
	–	8,828	(39,209)	(174,390)	(213,540)
Total equity	<u>1,739,300</u>	<u>1,775,427</u>	<u>1,635,789</u>	<u>878,651</u>	<u>815,557</u>
RESULTS					
Revenue	<u>53,030</u>	<u>286,058</u>	<u>1,224,263</u>	<u>2,706,963</u>	<u>7,274,368</u>
Profit/(loss) before tax	93,826	(177,936)	(200,616)	(789,566)	(24,168)
Income tax credit/(expense)	(10,041)	15,471	29,664	104,945	(49,626)
Profit/(loss) for the year	<u>83,785</u>	<u>(162,465)</u>	<u>(170,952)</u>	<u>(684,621)</u>	<u>(73,794)</u>
Attributable to:					
Equity holders of the Company	83,785	(134,303)	(120,977)	(475,968)	(30,094)
Non-controlling interests	–	(28,162)	(49,975)	(208,653)	(43,700)
	<u>83,785</u>	<u>(162,465)</u>	<u>(170,952)</u>	<u>(684,621)</u>	<u>(73,794)</u>