



廣東東陽光藥業股份有限公司

SUNSHINE LAKE PHARMA CO., LTD.

(A joint stock company incorporated in the People's Republic of China with limited liability)

STOCK CODE: 6887



LISTING BY WAY OF INTRODUCTION

Sole Sponsor



IMPORTANT

IMPORTANT: If you are in any doubt about any of the contents of this Listing Document, you should obtain independent professional advice.



SUNSHINE LAKE PHARMA CO., LTD.

廣東東陽光藥業股份有限公司

(A joint stock company incorporated in the People's Republic of China with limited liability)

Stock code: 6887

**LISTING BY WAY OF INTRODUCTION OF H SHARES OF
SUNSHINE LAKE PHARMA CO., LTD.
ON THE MAIN BOARD OF
THE STOCK EXCHANGE OF HONG KONG LIMITED**

Nominal Value RMB1.00 each

Sole Sponsor



Hong Kong Exchanges and Clearing Limited, The Stock Exchange of Hong Kong Limited and Hong Kong Securities Clearing Company Limited take no responsibility for the contents of this Listing Document, make no representation as to its accuracy or completeness and expressly disclaim any liability whatsoever for any loss howsoever arising from or in reliance upon the whole or any part of the contents of this Listing Document.

This Listing Document is published in connection with the Introduction on the Main Board of the Stock Exchange and contains particulars given in compliance with the Securities and Futures (Stock Market Listing) Rules (Chapter 571V of the Laws of Hong Kong) and the Listing Rules solely for the purpose of giving information with regard to the Company and its subsidiaries.

This Listing Document does not constitute an offer of, nor is it calculated to invite offers for, shares or other securities of the Company, nor have any such shares or other securities been allotted with a view to any of them being offered for sale to or subscription by the public.

Your attention is drawn to the section headed "Risk Factors" of this Listing Document.

Information regarding the proposed arrangements for the listing and registration of, and for dealings and settlement of dealings in, the H Shares following the Introduction is set out in the section headed "Information about this Listing Document and the Introduction" of this Listing Document.

The H Shares have not been and will not be registered under the U.S. Securities Act or any state securities laws of the United States and will be issued in reliance on the exemption from the registration requirements of the U.S. Securities Act, and in reliance on applicable exemptions under U.S. state securities laws.

June 30, 2025

EXPECTED TIMETABLE

Latest time for lodging transfers of HEC CJ Pharm

H Shares in order to be entitled to attend and

vote at the HEC CJ Pharm EGM and the HEC

CJ Pharm H Shareholders' Class Meeting 4:30 p.m. on
Thursday, July 17, 2025

Closure of registers for transfers of HEC CJ

Pharm Shares for determination of the HEC CJ

Pharm Shareholders entitled to attend and vote

at the HEC CJ Pharm EGM and the HEC CJ

Pharm H Shareholders' Class Meeting Friday, July 18, 2025 to
Monday, July 21, 2025
(both dates inclusive)

Latest time for lodging forms of proxy in respect of the:

HEC CJ Pharm EGM 9:00 a.m. on
Sunday, July 20, 2025

HEC CJ Pharm H Shareholders' Class Meeting 9:30 a.m. on
Sunday, July 20, 2025

Record date for HEC CJ Pharm Shareholders for

the HEC CJ Pharm EGM and the HEC CJ Pharm

H Shareholders for the HEC CJ Pharm H Shareholders'

Class Meeting Monday, July 21, 2025

HEC CJ Pharm EGM 9:00 a.m. on
Monday, July 21, 2025

HEC CJ Pharm H Shareholders' Class Meeting 9:30 a.m. on
Monday, July 21, 2025
or immediately after the conclusion of
the HEC CJ Pharm EGM
or any adjournment
thereof on Monday, July 21, 2025

Announcement of the results of the HEC

CJ Pharm EGM and the HEC CJ Pharm

H Shareholders' Class Meeting published

on the Stock Exchange's website and HEC

CJ Pharm's website by 7:00 p.m. on
Monday, July 21, 2025

Expected date for all Conditions to

effectiveness to be satisfied⁽³⁾ Monday, July 21, 2025

EXPECTED TIMETABLE

Announcement of the satisfaction of all Conditions to effectiveness, last day for dealings in HEC CJ Pharm H Shares and expected date of withdrawal of listing of HEC CJ Pharm H Shares ⁽³⁾	Monday, July 21, 2025
Resumption of registers for transfer of HEC CJ Pharm Shares	Tuesday, July 22, 2025
Each of the Company and HEC CJ Pharm notifies its creditors and makes a public announcement of the Merger pursuant to the PRC Company Law	within 10 days (for notice to creditors) and 30 days (for the announcement) following the HEC CJ Pharm EGM and the HEC CJ Pharm H Shareholders' Class Meeting
Expected latest time for dealings in HEC CJ Pharm H Shares on the Stock Exchange	4:10 p.m. on Tuesday, July 29, 2025
Latest time for lodging transfers of HEC CJ Pharm H Shares in order to be entitled to receive H Shares	4:30 p.m. on Friday, August 1, 2025
Closure of registers of members of HEC CJ Pharm	from Monday, August 4, 2025 onwards
Share Exchange Record Date	Monday, August 4, 2025
Expected date and time of withdrawal of listing of HEC CJ Pharm H Shares	4:00 p.m. on Tuesday, August 5, 2025
H Shares certificates to be dispatched on ⁽³⁾	Wednesday, August 6, 2025
Announcement that all Conditions to implementation are satisfied (or waived, as applicable) ⁽⁴⁾	Thursday, August 7, 2025

EXPECTED TIMETABLE

Latest date for the Share ExchangeThursday, August 7, 2025

Dealings in the H Shares on the Stock

Exchange expected to commence at9:00 a.m. on
Thursday, August 7, 2025

End of the period during which creditors may
request the Company and HEC CJ Pharm to
pay off their respective indebtedness or provide
guarantees

within 30 days after the
receipt of notice by creditors
or 45 days after the issue of
announcement to creditors
if the aforesaid notice has
not been received by creditors
(whichever is the latest)

Notes:

- (1) The timetable may be subject to change. Further announcement(s) will be made in the event that there is any change.
- (2) Unless otherwise expressly stated, all references in this Listing Document to times and dates are references to Hong Kong times and dates.
- (3) The H Share certificates are expected to be despatched to Share Exchange Shareholders on Wednesday, August 6, 2025 after the Stock Exchange grants its approval for the Listing. The H Share certificates will not become valid unless the formal letter of approval for the Listing is obtained, and the Introduction has become effective. In the event that the approval for the Listing is not obtained on Monday, August 4, 2025, the H Share certificates will not be despatched on Wednesday, August 6, 2025, dealings in the H Shares on the Stock Exchange will not commence on Thursday, August 7, 2025 and the listing of the HEC CJ Pharm H Shares will also not be withdrawn on Tuesday, August 5, 2025. In such event, we will make an announcement of the above and of a revised timetable as soon as practicable. Investors who trade in the H Shares prior to the receipt of the H Share certificates or prior to the H Share certificates becoming valid do so entirely at their own risk.
- (4) The Company and HEC CJ Pharm will jointly publish announcement(s) when or as soon as reasonably practicable after all Conditions to effectiveness of the Merger Agreement have been satisfied and the Conditions to implementation of the Merger have been satisfied or waived, as appropriate.

CONTENTS

This Listing Document is issued by our Company solely in connection with the Introduction and does not constitute an offer to sell or a solicitation of an offer to subscribe for or buy any security. This Listing Document may not be used for the purpose of, and does not constitute, an offer to sell or a solicitation of an offer to subscribe for or buy any security in any other jurisdiction or in any other circumstances. No action has been taken to permit a public offering of our Shares or the distribution of this Listing Document in any jurisdiction other than Hong Kong.

You should rely only on the information contained in this Listing Document, the Composite Document and the public filings made by us and/or HEC CJ Pharm in relation to the Introduction and the Privatization to make your investment decision. We have not authorized anyone to provide you with information that is different from what is contained therein. Any information or representation not included in this Listing Document must not be relied on by you as having been authorized by us, the Sole Sponsor, any of our or their respective directors or advisors, or any other person or party involved in the Introduction and the Privatization. Information contained on our website, located at www.hecpharm.com, does not form part of this Listing Document.

	<i>Page</i>
Expected Timetable	ii
Contents	v
Summary	1
Definitions	33
Glossary of Technical Terms	52
Forward-Looking Statements	64
Risk Factors	65
Waivers from Strict Compliance with the Listing Rules	122
Information about this Listing Document and the Introduction	128
Directors, Supervisors and Parties Involved in the Introduction	132
Corporate Information	137
Industry Overview	139

CONTENTS

Regulatory Environment	176
History, Development and Corporate Structure	239
Benefits of the Introduction and the Privatization	300
Business	304
Connected Transactions	470
Directors, Supervisors and Senior Management	485
Relationship with our Controlling Shareholders	512
Substantial Shareholders	532
Share Capital	535
Financial Information	538
Future Plans and Prospects	609
Appendix I – Accountants’ Report	I-1
Appendix II – Unaudited Pro Forma Financial Information	II-1
Appendix III – Taxation and Foreign Exchange	III-1
Appendix IV – Summary of Legal and Regulatory Provisions	IV-1
Appendix V – Summary of the Articles of Association	V-1
Appendix VI – Statutory and General Information	VI-1
Appendix VII – Documents Available on Display	VII-1

SUMMARY

This summary aims to give you an overview of the information contained in this Listing Document. As it is a summary, it does not contain all the information that may be important to you and all content of such information is subject to the full text of this Listing Document. It should be read in conjunction with the full text of this Listing Document. You should read this Listing Document in its entirety before you decide to invest in our Shares.

There are risks associated with any investment. Some of the particular risks in investing in our Shares are set out in “Risk Factors” beginning on page 65 of this Listing Document. You should read that section carefully before you decide to invest in our Shares.

OVERVIEW

We are a vertically integrated pharmaceutical company engaging in research and development, production and commercialization of pharmaceutical products. We strategically focus on therapeutic areas of infectious diseases, chronic diseases and oncology. For the years ended December 31, 2022, 2023 and 2024, our revenue from sales of anti-infective drugs was RMB3,242.5 million, RMB5,745.8 million and RMB2,797.6 million, respectively, accounting for 85.0%, 90.0% and 69.6% of our total revenue for the same periods, respectively. We also generated revenue from sales of chronic disease treatment drugs in the amount of RMB517.3 million, RMB580.7 million and RMB1,067.7 million for the years ended December 31, 2022, 2023 and 2024, respectively, accounting for 13.6%, 9.1%, 26.6% of our total revenue for the same period, respectively. As of the Latest Practicable Date, our oncology drug candidates were still at various clinical trial stages.

During the Track Record Period, we manufactured and mainly sold our drugs in China. As of the Latest Practicable Date, we had sold 48 drugs in China and 23 drugs in overseas markets. In 2022, 2023 and 2024, our revenue from the PRC was RMB3,753.2 million, RMB6,335.9 million and RMB3,880.5 million, respectively, representing 98.4%, 99.2% and 96.6% of our total revenue, respectively. During the Track Record Period, we also conducted R&D collaboration projects with overseas partners. In 2022, 2023 and 2024, our overseas revenue from sales of drugs and license fee generated from overseas R&D collaboration projects was RMB60.4 million, RMB49.7 million and RMB138.4 million, respectively, representing 1.6%, 0.8% and 3.4% of our total revenue, respectively. Please see “Business — Research and Development — Collaboration and Licensing Agreements” for further details.

SUMMARY

Our Major Drugs

Infectious Diseases

Our existing anti-infective product portfolio mainly includes (i) our top-selling product, Kewei (oseltamivir phosphate), for the treatment of influenza (in particular, Type A and Type B influenza viruses), (ii) one innovative drug developed in-house, Dongweien (emitasvir phosphate), for the treatment of hepatitis C, and (iii) three generic drugs for the treatment of infections caused by sensitive bacteria, namely Clarithromycin, Levofloxacin and Moxifloxacin Hydrochloride.

In 2022, 2023 and 2024, our oseltamivir phosphate drugs, including Kewei, our top-selling product, accounted for 81.2%, 86.9% and 64.2% of our revenue for the years ended December 31, 2022, 2023 and 2024, respectively. Our revenue fluctuated during the Track Record Period due to the fluctuation of revenue generated from the sales of oseltamivir phosphate drugs during the Track Record Period. Please see “— Summary Financial Information — Revenue” for more details. We were among the first few PRC pharmaceutical companies to secure the right to use key patents relating to the oseltamivir phosphate, granting us a first-mover advantage in the manufacturing and selling Oseltamivir Phosphate Capsules in the PRC. Our licenses under the Oseltamivir Phosphate Licensing Agreement cover several key patents relating to oseltamivir phosphate compound and oseltamivir phosphate synthetic process for manufacturing oseltamivir phosphate API and oseltamivir phosphate capsules. The key patents relating to oseltamivir phosphate compound began to expire in August 2017, with the final patent relating to oseltamivir phosphate synthetic process which is used in the manufacturing of oseltamivir phosphate products having expired in March 2024. Since 2017, other pharmaceutical companies have been producing and selling oseltamivir phosphate capsule products by using different oseltamivir phosphate manufacturing process. As a result, our oseltamivir phosphate capsule drug has been competing with other oseltamivir phosphate producers since 2017.

We believe the expiry of the oseltamivir phosphate patents starting from 2017 has no material impact on our business, as the average selling prices for both oseltamivir phosphate granules and capsules remained stable during the period from 2016 to 2019 (which is the period from one year before to two years after the year when the patents in connection with oseltamivir phosphate started to expire (2017)). We believe that the patent expiry in March 2024 doesn't have a major impact on the competitive landscape for oseltamivir phosphate capsule as it is not a patent necessary for the other oseltamivir phosphate producers to produce oseltamivir phosphate and the number of oseltamivir phosphate producers in the PRC remained stable before and after the expiry of such patent in March 2024. Please see “Business — Our Productions and Product Candidates — Infectious Disease — Influenza — Commercialized Product — Kewei (Oseltamivir Phosphate Granules/Capsules) 可威® (磷酸奥司他韦颗粒/胶囊)” for details. Our Kewei also faces increasingly intense competition from other types of anti-influenza drugs and other oseltamivir phosphate manufacturers and such competition had negatively affected our revenue generated from oseltamivir phosphate products in 2024 as compared to 2023. Please see “Risk Factors — Risks Relating to Our Business and Industries

SUMMARY

— We operate in a highly-competitive environment, and we may not be able to compete effectively against our competitors selling competing drugs, which could subject us to the pressure of price reduction and adversely affect our operations, revenue and business prospects” for details.

Chronic Diseases

Our commercialized chronic disease treatment drugs primarily focuses on the treatment of diabetes, hyperuricemia, hypertension and stomach acid related disease, including five insulin products and four major generic drugs. In 2022, 2023 and 2024, our revenue generated from sales of chronic disease treatment drugs was RMB517.3 million, RMB580.7 million and RMB1,067.7 million, accounting for 13.6%, 9.1% and 26.6% of our total revenue for the same periods, respectively. For details of our five insulin products, please see “Business — Diabetes — Commercialized Products — Insulins in China.” For details of the four major generic drugs, namely Benzbromarone, Telmisartan, Olmesartan Medoxomil and Esomeprazole Magnesium, for the treatment of hyperuricemia, hypertension and stomach acid related disease in the therapeutic areas of chronic diseases that we sold during the Track Record Period, please see “Business — Other Commercialized Products for Chronic Diseases.”

Research and Development

With over two decades of experience since our inception in 2003, we have built independent research and development platforms. We have developed comprehensive and integrated in-house research and development capabilities. We have more than 1,100 research and development personnels which consist of scientists with work experience gained in multinational pharmaceutical companies and pharmaceutical talents with rich experience in research and development. Core members of the team, including Dr. Zhang Yingjun (張英俊博士), Dr. Gu Baohua (谷保華博士), Dr. Ye Qunrui (葉群瑞博士) and Dr. Cai Xiaoli (蔡曉莉醫學博士), have industry insights and drug research and development experience. Our research and development platforms cover the full cycle of the development of chemical drugs and biologics. We also possess advanced technologies such as small nucleic acid, ADC, PROTAC and specific antibody. Our strong in-house research and development capabilities have translated into a diverse and robust drug pipeline, and enable us to efficiently advance our drugs under development to commercialization. In particular, we are approved by the Ministry of Science and Technology of the PRC to establish a State Key Laboratory of Anti-Infective Drug Development due to our extensive pipeline of anti-infective drugs. As of the Latest Practicable Date, we had successfully launched three Class I innovative drugs, applied for launching one Class I innovative drug through our in-house research and development. In addition, we also collaborated with our business partners to fully develop the commercial potential of our drug candidates. For example, we entered into an exclusive license and commercialization agreement for HEC88473 with Apollo Therapeutics Group Limited in November 2024. Please see “Business — Research and Development — Collaboration and Licensing Agreements — Licensing Agreement with Apollo” for details. Our research and

SUMMARY

development costs amounted to RMB791.6 million, RMB827.4 million, and RMB887.7 million for the years ended December 31, 2022, 2023 and 2024, accounting for 20.8%, 13.0%, and 22.1% of our total revenue, respectively.

Sales, Marketing and Distribution

Our approach to generating demand for our products is based on two central strategies: promotional activities and strengthening and optimizing our distribution network. We promote our drugs primarily through our in-house sales and marketing team, which interacts with KOLs as well as other healthcare professionals through educational promotion activities. We believe our educational promotion activities enhance healthcare professionals' knowledge about the relevant therapeutic areas, as well as their understanding of the usage, clinical efficacy and other features of our products.

We sell our products primarily to GSP-certified third-party offline distributors, which distribute our products to hospitals, other medical institutions and pharmacies in the PRC. As of December 31, 2024, we have 1,884 employees engaged in our marketing and educational promotion activities, covering 32 provinces, cities and autonomous regions and nearly 300 prefecture-level cities in the PRC. As of December 31, 2024, we had 610 third-party distributors conducting sales, marketing and distribution activities within the PRC. Our GSP-certified third-party distributors are located throughout the PRC, which enables us to deepen our market penetration and expand our coverage of hospitals, pharmacies and other medical institutions throughout the PRC. We believe that this approach optimizes the allocation of our sales, marketing and distribution resources in an effective manner. Please see “Business — Sales, Marketing and Distribution” for details.

We have two types of distributors, namely (i) general distributors which are mainly responsible for distributing our products to hospitals and other medical institutions and, to a lesser extent, distributing our products other than Kewei to pharmacies in the geographic areas stipulated in the relevant distributorship agreements and (ii) our Kewei pharmacy distributors, which are mainly responsible for marketing and distributing our top-selling product, Kewei, to pharmacies in the PRC.

The table below sets forth a breakdown of our distribution revenue by each type of distributor during the Track Record Period:

	Year ended December 31,					
	2022		2023		2024	
	<i>RMB'000</i>	<i>% of total</i>	<i>RMB'000</i>	<i>% of total</i>	<i>RMB'000</i>	<i>% of total</i>
General Distributors	3,114,039	83.6	4,939,412	78.6	3,278,198	85.3
Kewei Pharmacy						
Distributors	608,668	16.4	1,347,025	21.4	565,054	14.7
Total	<u>3,722,707</u>	<u>100.0</u>	<u>6,286,437</u>	<u>100.0</u>	<u>3,843,252</u>	<u>100.0</u>

SUMMARY

Manufacturing

We have obtained GMP certifications from China, the United States and Europe for the production of our current drugs. Our Songshan Lake base has obtained GMP certifications from the United States, the European Union and China, including recently passing EU GMP audit conducted by National Office for Health and Social Affairs of Germany in November 2023, GMP inspection by the U.S. FDA in March 2024, and a GMP compliance check by the Guangdong Provincial Drug Administration in January 2025. Our Yidu production base obtained PRC GMP certification, and recently passed the inspection conducted by the U.S. FDA in May 2024.

Our production facilities are located in Dongguan and Yidu in China. We currently have four production facilities for the manufacturing of our drugs, including one in Songshan Lake Park, Dongguan and three in Yidu (which also has API workshops). As of the Latest Practicable Date, our production facilities had a total GFA of approximately 301,160 square meters across 16 main production workshops, certain of which were still under construction.

Our Yidu Factory No. 1 is our primary production facility and currently produces our top-selling product, Kewei. The fluctuations in utilization rates generally reflect the fluctuations in our production volumes in line with the level of market demand for the corresponding products. For our Yidu Factory No. 1, the utilization rate for granules was 25.4%, 97.8%, 54.0% for 2022, 2023 and 2024, respectively and the utilization rate for capsules was 2.9%, 4.4% and 4.3% for 2022, 2023 and 2024, respectively. Please see “Business — Manufacturing — Production facilities” for details.

We own all of our production facilities and production lines in our production workshops. We have obtained all necessary governmental approvals, permits and licences, including GMP certifications for all of our production workshops and production lines in respect of the products that we currently produce. We also conduct regular inspection, repairs and maintenance to ensure that we comply with the GMP and relevant regulations. Please see “Business — Manufacturing” for details on our production facilities.

OUR COMPETITIVE STRENGTHS

We believe that we have the following competitive strengths:

- We are a pharmaceutical company with vertically integrated capabilities in research and development, production and commercialization of pharmaceuticals, ranking first in the PRC in terms of the sales revenue of antiviral drugs for the past five years
- We have established a diverse and robust pipeline of innovative drug candidates with commercialization potential
- We have built comprehensive in-house research and development capabilities and have created comprehensive research and development platforms and technologies that cover the entire drug development cycle for both chemical drugs and biologics

SUMMARY

- We have a strong nationwide sales and distribution network, and we work closely with our strategic partners worldwide to gradually increase our market penetration and brand influence in overseas markets
- We have an advanced production and supply chain system in China, and our production bases fully comply with international GMP standards
- We have an experienced team with a proven track record, which enables our business to grow in the future

OUR STRATEGIES

We plan to implement the following strategies:

- We will focus on upgrading our key research and development platforms and further strengthening our diverse and robust drug pipeline in order to achieve sustainable growth
- With internationalization being our key development strategy, we plan to accelerate our expansion into global markets and strive to become an international pharmaceutical company
- We plan to strengthen our brand recognition and accelerate the commercialization of our approved pharmaceutical products
- We plan to attract and develop global pharmaceutical talents by establishing a human resources system that facilitates and incentivizes career development
- We plan to actively seek and work with global strategic partners

OUR PRODUCTS AND PRODUCT CANDIDATES

Our Existing Product Portfolio

Driven by our in-house research and development, we have developed a diverse and robust product portfolio. As of the Latest Practicable Date, we had 150 approved drugs in various countries and regions, including China, the United States and Europe. As of the Latest Practicable Date, we had sold 48 drugs in the PRC and 23 drugs in overseas markets. Our existing product portfolio focuses on therapeutic areas of infectious diseases and chronic diseases, mainly comprising the following major products: (i) five major anti-infective drugs, including our top-selling product, Kewei (oseltamivir phosphate), one Class I innovative drug developed in-house, Dongweien (emtasvir phosphate), and three other major anti-infective generic drugs, and (ii) nine major products for the treatment of chronic diseases, including five insulin products and four other major chronic disease treatment generic drugs. Sales of our major products accounted for 92.6%, 95.3% and 84.9% of our total revenue for the years ended December 31, 2022, 2023 and 2024, respectively.

SUMMARY

The following table sets forth the selected information of our major products in major dosage forms, which contributed an important portion of our revenue during the Track Record Period or was expected to contribute to our future growth, as of the Latest Practicable Date.

Therapeutic Area	Major Product	Classification	Indication	Major Dosage Form	Year of First Inclusion in NRDL ⁽²⁾	Inclusion in National Essential Drug List		In-house R&D/License-in Patents
						(2018 Version) ⁽³⁾	VBP Scheme ⁽⁴⁾	
Infectious diseases	Kewei (Oseltamivir Phosphate Capsules/Granules) 可威® (磷酸奥司他韦胶囊/颗粒)	Capsules: Class VI active chemical drug ⁽¹⁾	Influenza	Capsules: 75 mg per capsule	2006, Part B	Yes	No ⁽⁶⁾	Licensed-in patents until the expiry of the relevant patents in March 2024
		Granules: Class V active chemical drug ⁽¹⁾		Granules: 15 mg per sachet	2008, Part B	Yes	Provincial ⁽⁷⁾	Licensing-in patents until the expiry of the patents in April 2026
							2023: six provinces 2024: 20 provinces 2025: 23 provinces	
	Dongwei'en (Emitasvir Phosphate Capsules) 東衛恩® (磷酸依米他韋膠囊)	Class I chemical drug – innovative drug	Hepatitis C	0.1g per capsule	2022, Part B	No	No	In-house R&D
	Clarithromycin Tablets (克拉霉素片) ⁽⁵⁾	Class IV chemical drug – generic drug	Infections caused by clarithromycin-sensitive bacteria	250 mg per tablet	2004, Part B	Yes	National: 2020-2023 Provincial ⁽⁷⁾ 2024: four provinces 2025: four provinces	In-house R&D

SUMMARY

Therapeutic Area	Major Product	Classification	Indication	Major Dosage Form	Year of First Inclusion in NRDL ⁽²⁾	Inclusion in National Essential Drug List (2018 Version) ⁽³⁾	VBP Scheme ⁽⁴⁾	In-house R&D/License-in Patents
Chronic diseases	Levofloxacin Tablets (左氧氟沙星片) ⁽⁵⁾	Class IV chemical drug – generic drug	Infections caused by sensitive bacteria	250 mg/500 mg per tablet	2018, Part A	Yes	National: 2021-2024 Provincial ⁽⁷⁾ 2025: 17 provinces	In-house R&D
	Moxifloxacin Hydrochloride Tablets (鹽酸莫西沙星片) ⁽⁵⁾	Class IV chemical drug – generic drug	Infections caused by sensitive bacteria	400 mg per tablet	2018, Part B	Yes	National: 2020-2023 Provincial ⁽⁷⁾ 2023: four provinces 2024: 20 provinces 2025: 20 provinces	In-house R&D
	Human Insulin Injection (Yibilin R) (人胰島素注射液 (宜必霖R))	Class III biological drug – biosimilar drug	Diabetes	3 ml: 300 IU (prefilled pen-type)	2020, Part A	Yes	National: 2021-2024; 2024-2027	In-house R&D
	Mixed Protamine Human Insulin Injection (30R) (Yibilin 30) (精蛋白人胰島素混合注射液(30R)(宜必霖30®))	Class III biological drug – biosimilar drug	Diabetes	3 ml: 300 IU (prefilled pen-type)	2023, Part A	Yes	National: 2024-2027	In-house R&D
	Insulin Glargine Injection (Yibigan) (甘精胰島素注射液(宜必甘®))	Class III biological drug – biosimilar drug	Diabetes	3 ml: 300 IU (prefilled pen-type)	2021, Part B	Yes	National: 2021-2024; 2024-2027	In-house R&D

SUMMARY

Therapeutic Area	Major Product	Classification	Indication	Major Dosage Form	Year of First Inclusion in NRDL ⁽²⁾	Inclusion in National Essential Drug List (2018 Version) ⁽³⁾	VBP Scheme ⁽⁴⁾	In-house R&D/License-in Patents
	Insulin Aspart Injection (門冬胰島素注射液)	Class III biological drug – biosimilar drug	Diabetes	3 ml: 300 IU (prefilled pen-type)	2022, Part B	No	National: 2024-2027	In-house R&D
	Insulin Aspart 30 Injection (門冬胰島素30注射液)	Class III biological drug – biosimilar drug	Diabetes	3 ml: 300 IU (prefilled pen-type)	2022, Part B	No	National: 2024-2027	In-house R&D
	Ertongshu (Benzbromarone Tablets) 爾同舒® (苯溴馬隆片)	Class IV active chemical drug ⁽¹⁾	Hyperuricemia	25 mg/50 mg per tablet	2004, Part B	Yes	Provincial ⁽⁷⁾ 2025: two provinces	In-house R&D
	Oumeining (Telmisartan Tablets) 歐美寧® (替米沙坦片)	Class II active chemical drug ⁽¹⁾	Hypertension	40 mg/80 mg per tablet	2004, Part B	No	National: 2021-2024 Provincial ⁽⁷⁾ 2025: eight provinces	In-house R&D
	Esomeprazole Magnesium Enteric-Coated Capsules (艾司奧美拉唑鎂腸溶膠囊)	Class III chemical drug – generic drug	Stomach acid related diseases	20 mg per capsule	2020, Part B	No	National: 2021-2024 Provincial ⁽⁷⁾ 2025: 17 provinces	In-house R&D
	Olmesartan Medoxomil Tablets (奧美沙坦酯片) ⁽⁵⁾	Class IV chemical drug – generic drug	Hypertension	20 mg/40 mg per tablet	2019, Part B	No	National: 2020-2023 Provincial ⁽⁷⁾ 2023: four provinces 2024: 22 provinces 2025: 22 provinces	In-house R&D

SUMMARY

Notes:

- (1) This drug was registered before the implementation of the new registration classification of chemical drugs and its classification remains the same upon its re-registration.
- (2) The NRDL comprises Part A and Part B. Patients purchasing pharmaceuticals included in Part A of the NRDL are entitled to reimbursement of the entire amount of the purchase price, while patients purchasing pharmaceuticals included in Part B of the NRDL are required to pay a deductible amount and obtain reimbursement for the remainder of the purchase price. The amount of the deductible differs from region to region in the PRC. The market demand for our drugs is sensitive to the coverage of the NRDL. Please see “Risk Factors — Risks Relating to Our Business and Industries — If our products are removed or excluded from national, provincial or other government sponsored medical insurance programs or the National Essential Drug List, our operation, revenue and business prospects in relation to the affected products could be materially and adversely affected.”
- (3) The current version of National Essential Drug List is promulgated by the NHC and National Administration of Traditional Chinese Medicine pursuant to the Notice on the Issuance of National Essential Drug List (2018 Version) (關於印發《國家基本藥物目錄(2018 年版)》的通知) on September 30, 2018, which became effective on November 1, 2018. The National Essential Drug List is a list of essential medicines designated by the Chinese government to ensure equitable access to healthcare at fair prices. The market demand for our drugs is also sensitive to the coverage of the National Essential Drug List. Please see “Risk Factors — Risks Relating to Our Business and Industries — If our products are removed or excluded from national, provincial or other government sponsored medical insurance programs or the National Essential Drug List, our operation, revenue and business prospects in relation to the affected products could be materially and adversely affected.”
- (4) The VBP scheme aims to achieve a lower price of pharmaceuticals and medical devices center on medical products with mature, high-volume clinical usage and sufficient market competition through a competitive bidding process for large-volume procurement. The VBP scheme has been rolled out at both national and provincial levels. For details of the differences of the national and provincial VBP schemes, see “Regulatory Environment — Principal Regulatory Provisions — Laws and Regulations on Drug Supply — VBP of Drugs in “4+7 Cities” and Nationwide.”
- (5) This drug has also been sold overseas. For details of our sales overseas, see “Business — Sales, Marketing and Distribution — Sales Outside the PRC.”
- (6) We also sell oseltamivir phosphate capsules in 75 mg doses under the brand Yangjiantai (陽健泰®). Yangjiantai was approved for sale in China in 2022 and was included in the NRDL (Part B) and the National Essential Drug List in the same year. It was also included in the national VBP scheme in 2022 and the cycle is expected to end in 2025. We intend to submit bids for Yangjiantai to be included in the provincial VBP scheme after 2025. During the Track Record Period, Kewei accounted for 99.9%, 99.4% and 96.5% and Yangjiantai accounted for 0.1%, 0.5% and 3.4% of our total sales of oseltamivir phosphate for 2022, 2023 and 2024, respectively. We also sold a small amount of dry suspension form of oseltamivir phosphate and 30 mg and 45 mg unbranded oseltamivir phosphate capsules which in aggregate accounted for nil, 0.1% and 0.1% of our total sales of oseltamivir phosphate for 2022, 2023 and 2024, respectively. Given the relatively small revenue contribution from Yangjiantai and the fact that we do not plan to conduct large-scale marketing to promote the brand, we do not expect our overall financial and business performance will be significantly impacted by whether Yangjiantai is included in the national VBP scheme or not.
- (7) Represents the number of provinces that implemented the provincial VBP scheme on our products in the corresponding year, with the figure for 2025 reflecting the status as of the Latest Practicable Date.

SUMMARY

The following table sets forth the sales of our major products, which contributed an important portion of our revenue during the Track Record Period or are expected to contribute to our future growth, in absolute amounts and as percentages of our total revenue for the periods indicated:

			Year ended December 31,					
Therapeutic area	Major products	Indication	2022		2023		2024	
(RMB in thousands, except for percentages)								
Anti-infective drugs	Oseltamivir Phosphate ⁽¹⁾	Influenza	3,097,403	81.2%	5,546,118	86.9%	2,580,704	64.2%
	Clarithromycin	Infections caused by clarithromycin sensitive bacteria	52,293	1.4%	41,875	0.7%	43,146	1.1%
	Moxifloxacin Hydrochloride Tablets	Infections caused by sensitive bacteria	33,434	0.9%	47,516	0.7%	48,214	1.2%
	Emitasvir Phosphate Capsules	Hepatitis C	10,816	0.3%	40,665	0.6%	89,486	2.2%
	Levofloxacin Tablets	Infections caused by sensitive bacteria	25,771	0.7%	29,778	0.5%	27,566	0.7%
	Subtotal ⁽³⁾		3,219,718	84.4%	5,705,952	89.4%	2,789,116	69.4%
Chronic disease treatment drugs	Benzbromarone Tablets	Hyperuricemia	98,424	2.6%	94,968	1.5%	109,534	2.7%
	Esomeprazole Magnesium Enteric-Coated Capsules	Stomach acid related diseases	89,734	2.4%	92,274	1.5%	206,187	5.1%
	Telmisartan Tablets	Hypertension	62,922	1.6%	77,980	1.2%	110,281	2.7%
	Insulin Injections ⁽²⁾	Diabetes	12,420	0.3%	69,449	1.1%	136,688	3.4%
	Olmesartan Medoxomil Tablets	Hypertension	44,433	1.2%	42,540	0.7%	59,405	1.5%
	Subtotal ⁽⁴⁾		307,933	8.1%	377,211	5.9%	622,095	15.5%
Total major products			3,527,650	92.6%	6,083,163	95.4%	3,411,211	84.9%

SUMMARY

Note:

- (1) Our oseltamivir phosphate products mainly include Kewei granule, Kewei capsule, Yangjiantai capsule products. For revenue generated by our main oseltamivir phosphate products, please refer to “Business — Sales, Marketing and Distribution — Our Oseltamivir Phosphate Products and the Reasons for the Fluctuation of the Sales of Our Oseltamivir Phosphate Products during the Track Record Period” for detail. During the Track Record Period, we also generated small amount of revenue from (i) the sales of dry suspension form of oseltamivir phosphate in the amount of nil, RMB6.0 million and RMB3.5 million for 2022, 2023 and 2024, respectively and (ii) the sales of 30 mg and 45 mg unbranded oseltamivir phosphate capsules which in aggregate generated revenue in the amount of nil, RMB763.5 thousands, RMB33.1 thousands for 2022, 2023 and 2024, respectively. The dry suspension form of oseltamivir phosphate and 30 mg and 45 mg unbranded oseltamivir phosphate capsules in aggregate accounted for nil, 0.1% and 0.1% of our total sales of oseltamivir phosphate for 2022, 2023 and 2024, respectively.
- (2) Our insulin products include (i) Human Insulin Injection, (ii) Mixed Protamine Human Insulin Injection (30R), (iii) Insulin Glargine Injection, (iv) Insulin Aspart Injection, and (v) Insulin Aspart 30 Injection. Mixed Protamine Human Insulin Injection (30R) was approved for sale in 2023 and we started generating revenue from its sales in 2024. For details of our five insulin products, please see “Business — Our Products and Product Candidates — Chronic Diseases — Diabetes — Commercialized Products — Insulins in China.”
- (3) In 2022, 2023 and 2024, our five major anti-infective products (Oseltamivir Phosphate, Clarithromycin, Moxifloxacin Hydrochloride Tablets, Emitasvir Phosphate Capsules and Levofloxacin Tablets) contributed 99.3%, 99.3% and 99.7% of our revenue from sales of anti-infective products for the same periods, respectively. The remaining revenue from sales of anti-infective products in 2022, 2023 and 2024 was contributed by six, four and six other anti-infective products, respectively.
- (4) In 2022, 2023 and 2024, our nine major chronic disease treatment products (namely Benzbromarone Tablets, Esomeprazole Magnesium Enteric-Coated Capsules, Telmisartan Tablets, five Insulin Injections and Olmesartan Medoxomil Tablets) contributed 59.5%, 65.0% and 58.3% of our revenue from sales of chronic disease treatment products for the same periods, respectively. The remaining revenue from sales of chronic disease treatment products in 2022, 2023 and 2024 was contributed by 20, 22 and 27 other chronic disease treatment products, respectively.

Competitive Landscape for our Oseltamivir Phosphate Products

The size of the anti-influenza drug market in China was RMB6.7 billion in 2024, of which the sales value of oseltamivir phosphate was RMB4.7 billion, accounting for 70.3% of the total market share for 2024. The other two major drug competitors for oseltamivir phosphate are peramivir and baloxavir marboxil. In 2024, the sales value of peramivir was RMB830.7 million, accounting for 12.4% of the total anti-influenza drug market and the sales value of baloxavir marboxil was RMB726.0 million, accounting for 10.8% of the total anti-influenza drug market. The anti-influenza drug market in China is highly competitive, with over 120 pharmaceutical companies producing influenza medications. In particular, the three leading companies, including us, collectively held 56.9% of the market share of the anti-influenza drug market in China in terms of revenue in 2024. In 2024, the sales of our oseltamivir phosphate products, including our top-selling product, Kewei, reached RMB2.6 billion and accounted for 38.5% of the anti-influenza drug market in China.

There are currently more than 70 pharmaceutical companies in China producing oseltamivir phosphate. We are one of the main producers with well-established production and commercialization scale. In 2024, sales of our oseltamivir phosphate products, including our top-selling product, Kewei, accounted for 54.8% of the entire oseltamivir phosphate market in

SUMMARY

China. We are also a market leader in the oseltamivir phosphate granules market in China in terms of sales volume of and revenue derived from oseltamivir phosphate granules. Sales of Kewei granules accounted for over 99% of the oseltamivir phosphate granules market in China during the Track Record Period.

The provincial VBP schemes had been implemented on Kewei granules since 2023 and 20 provinces have implemented VBP schemes on Kewei granules as of 2024. We mainly sell Kewei granules through provincial VBP schemes to public hospitals. We also sell Kewei granules to public hospitals located in provinces where the VBP has not been implemented, and to pharmacies and other medical institutions outside of VBP schemes. Our dominant market position in Kewei granules has enabled us to face less pricing pressures when bidding to have it included in provincial volume-based schemes. As a result our dominant market position on granules, whether the provincial VBP schemes had been implemented and the number of provinces which implemented provincial VBP on Kewei granules have no material impact on the aggregate sales volume of Kewei granule for both VBP and non-VBP sales. Please see “Industry Overview — Overview of the Anti-influenza Drug Market in China — Competitive Landscape of the Anti-infective Drug Market in China” for details.

Product Pricing

The PRC government regulates the prices at which pharmaceutical manufacturers sell drugs to the public hospitals mainly through VBP schemes. All drugs used by public hospitals must be procured via the centralized drug procurement platforms or the public procurement platforms established by provincial-level healthcare security administrations (collectively, the **“government’s platforms”**). A pharmaceutical manufacturer is required to declare its products, including the price at which the pharmaceutical companies sell the drug to the public hospitals, on the government’s platforms before such products are allowed to be sold to public hospitals. For the drugs that win the bids during the centralized tender process and are included in the VBP schemes, their bidding prices are displayed on the government’s platforms. As for the other non-centralized procured drugs or drugs which are not included in the VBP schemes, the drug prices on the government’s platforms are those declared by the relevant pharmaceutical manufacturers and officially vetted by the relevant authority, with such prices being subject to routine monitoring by the provincial healthcare security administration. Please see “Regulatory Environment — Principal Regulatory Provisions — Laws and Regulations on Drug Supply” for more details on VBP schemes and drug price regulation in the PRC.

Our Kewei granules are included in the provincial VBP schemes, and our Yangjiantai capsules are included in national VBP schemes. Kewei granules and Yangjiantai capsules are required to declare their bidding prices on the government’s platforms, and they are sold to public hospitals at such prices. Our Kewei capsules has not been included in any national or provincial VBP schemes. Like many other drugs, Kewei capsules must comply with the above government’s platforms pricing policies on non-centralized procured drugs or drugs which are not included in the VBP schemes, in order for public hospitals to purchase it through such government’s platforms.

SUMMARY

Our Product Pipeline

As of the Latest Practicable Date, we had two innovative drugs for the treatment of Hepatitis C, namely Dong’antai (Netanasvir Phosphate) and Dong’anqiang (Encofosbuvir), approved for marketing in the PRC by the NMPA. In addition, we had more than 100 drugs in the pipeline, including 49 Class I innovative drug candidates in China. Our major innovative drug candidates mainly comprise (i) one Class I innovative drug candidate for the treatment of Diabetes, namely Dongjiantang (Olorigliflozin), for which we have submitted the NDA to the NMPA, and (ii) four Class I innovative drug candidates in Phase III clinical trials, namely Dong’andi (Morphothiadine Mesylate) for the treatment of Hepatitis B, Dongjiandi (Yinfenidone Hydrochloride) for the treatment of IPF, Dongningchun (Clifutinib Besylate) for the treatment of AML and Dongningguan (Larotinib Mesylate) for the treatment of esophageal squamous cell carcinoma. We have a diverse and robust product pipeline in our strategically focused therapeutic areas, including infectious diseases, chronic diseases, and oncology. For details, see “Business — Our Products and Product Candidates — Our Product Pipeline.”

OUR SUPPLIERS

Our suppliers mainly include (i) equipment and construction service providers, (ii) suppliers of raw materials for the manufacturing of our drugs (such as APIs) and packaging materials, (iii) suppliers of raw materials and consumables for our research and development, (iv) CROs, which provide third-party contracting services for research and development, (v) suppliers of production and research and development equipment and (vi) marketing and advertising service providers. Majority of our purchases are acquired within the PRC. We made 97.5%, 96.8% and 94.5% of our purchases in the PRC for the years ended December 31, 2022, 2023 and 2024, respectively. Other countries from which we made purchases are mainly India, Switzerland and the United Kingdom. For the years ended December 31, 2022, 2023 and 2024, our purchases from our five largest suppliers in each year during the Track Record Period were RMB430.0 million, RMB431.1 million and RMB572.4 million, respectively, representing 27.0%, 22.0% and 27.1% of our total purchases for the respective years. Purchases attributable to our largest supplier in each of the years ended December 31, 2022, 2023 and 2024 amounted to RMB245.6 million, RMB248.8 million and RMB305.0 million, respectively, representing 15.4%, 12.7% and 14.5% of our total purchases for the respective years.

OUR CUSTOMERS

Our five largest customers in each of the years ended December 31, 2022, 2023 and 2024 were in the PRC and mainly included pharmaceutical companies who are our third-party distributors. Revenue from our five largest customers in each of the years ended December 31, 2022, 2023 and 2024 amounted to RMB2,504.0 million, RMB4,176.6 million and RMB2,514.4 million, respectively, which accounted for 65.7%, 65.4% and 62.6% of our total revenue for the respective years. None of our five largest customers in each year during the Track Record Period was also our supplier and vice versa. Revenue generated from sales to our largest

SUMMARY

customer in each of the years ended December 31, 2022, 2023 and 2024 were RMB993.9 million, RMB1,469.3 million and RMB1,010.0 million, respectively, representing 26.1%, 23.0% and 25.1% of our revenue for the respective years.

RISK FACTORS

Our business faces risks including those set out in the section headed “Risk Factors.” In particular, the sales of our top-selling product, Kewei, is susceptible to various factors including (i) fluctuations of flu incidence, (ii) expiries of patents relating to oseltamivir phosphate compound in 2017 and synthetic process in March 2024, which resulted in increased competition for our oseltamivir phosphate capsule products and (iii) the patent expiry for our oseltamivir phosphate granule products in April 2026 which will bring more competition for our oseltamivir phosphate granule products. As different investors may have different interpretations and criteria when determining the significance of a risk, you should read the “Risk Factors” section in its entirety before you decide to invest in our Shares. Some of the major risks that we face include:

- Our revenue and business prospects currently depend on Kewei (oseltamivir phosphate). If we are unable to maintain the sales volumes, pricing levels and profit margins of Kewei, our revenue and business prospects could be materially and adversely affected.
- We operate in a highly-competitive environment, and we may not be able to compete effectively against our competitors selling competing drugs, which could subject us to the pressure of price reduction and adversely affect our operations, revenue and business prospects.
- We rely substantially on the success of our drug candidates, some of which are in pre-clinical or clinical development stage, as well as our ability to identify additional drug candidates. If we are unable to successfully identify new drug candidates, complete clinical development, obtain regulatory approval and commercialize our drug candidates, or experience significant delays in doing so, our business will be materially harmed.
- If we fail to maintain an effective distribution network for our pharmaceutical products, our business may be adversely affected.
- We incurred losses in certain years during the Track Record Period and recorded significant revenue drop for the first quarter of 2025 as compared with the first quarter of 2024, and there may be uncertainty about the business prospects in the future.

SUMMARY

OUR CONTROLLING SHAREHOLDERS

As of the Latest Practicable Date, Yichang HEC Research, Shenzhen HEC Industrial, Guangdong HEC Technology, Yidu Junjiafang and Yidu Shuaixinwei directly held in aggregate approximately 62.12% of the total issued share capital of our Company.

Yichang HEC Research is owned as to 86.74% by Dongguan HEC Research, which is owned as to 73.64% by Linzhi HEC Pharmaceutical Research, 2.11% by Shenzhen HEC Industrial and 6.93% by Ruyuan HEC Industrial, a non wholly-owned subsidiary of Shenzhen HEC Industrial. Linzhi HEC Pharmaceutical Research is owned as to 82.72% by Shenzhen HEC Pharmaceutical, which is wholly owned by Shenzhen HEC Industrial, 9.19% by Yidu HEC Industrial and 2.98% by Yichang HEC Medicine, each a non wholly-owned subsidiary of Shenzhen HEC Industrial, and 5.11% by Ruyuan Yuneng Electric. Yichang HEC Medicine is owned as to 53.73% by Zhejiang HEC Health and 5.75% by Dongguan HEC Industrial, each a wholly-owned subsidiary of Shenzhen HEC Industrial. Guangdong HEC Technology is owned as to 52.69% in aggregate directly or indirectly by Shenzhen HEC Industrial and its parties acting in concert, namely, Yichang HEC Medicine, Ruyuan Yangzhiguang Aluminum, Ruyuan HEC Enterprise Management, Shenzhen NewFoxon and Suzhou Fenghe. Shenzhen HEC Industrial is held as to 42.34%, 27.01% and 30.66% by Ruyuan Yuneng Electric, Shaoguan Xinyuneng Industrial and Ruyuan Xinjing Technology, respectively, while Shaoguan Xinyuneng Industrial is owned as to 58% and 42% by Ruyuan Yuneng Electric and Ruyuan Xinjing Technology, respectively. Ruyuan Yuneng Electric is owned as to 71.75% by Ms. Guo, 27.45% by Mr. Zhang and 0.5% by Ruyuan Shuaicai Investment, a limited partnership where Mr. Zhang acts as the general partner thereof and holds 90% interest therein. Ruyuan Xinjing Technology is ultimately controlled by Ms. Guo and Mr. Zhang. Furthermore, Mr. Zhang is also the sole general partner of Yidu Shuaixinwei and Yidu Junjiafang.

Upon the completion of the Introduction and the Privatization, Mr. Zhang and Ms. Guo will continue to indirectly hold in aggregate 50.98% of the total issued share capital of our Company through entities controlled by them. Accordingly, and by virtue of the family relationship of Mr. Zhang and Ms. Guo, Mr. Zhang, Ms. Guo and the entities controlled by them, namely Guangdong HEC Technology, Yichang HEC Research, Dongguan HEC Research, Linzhi HEC Pharmaceutical Research, Ruyuan HEC Industrial, Yidu HEC Industrial, Yichang HEC Medicine, Shenzhen HEC Pharmaceutical, Shenzhen HEC Industrial, Dongguan HEC Industrial, Zhejiang HEC Health, Ruyuan Yuneng Electric, Ruyuan Shuaicai Investment, Shaoguan Xinyuneng Industrial, Ruyuan Xinjing Technology, Yidu Junjiafang and Yidu Shuaixinwei, will become a group of our Controlling Shareholders after the Listing.

CONNECTED TRANSACTIONS

We have entered into certain transactions with Shenzhen HEC Industrial (being one of our Controlling Shareholders), and following the Listing, the transactions contemplated thereunder will continue and constitute continuing connected transactions under Chapter 14A of the Listing Rules. We have applied to the Stock Exchange for, and the Stock Exchange has granted

SUMMARY

to us, a waiver from strict compliance with the announcement requirement under Chapter 14A of the Listing Rules in respect of such continuing connected transactions. Please see “Connected Transactions” for further details.

STRUCTURE OF THE INTRODUCTION AND THE PRIVATIZATION

Our Company has made the Privatization Proposal to privatize HEC CJ Pharm by way of merger by absorption in accordance with the PRC Company Law, other applicable PRC laws, Hong Kong laws, the Takeovers Code and the Listing Rules and pursuant to which, subject to the fulfillment (or waiver, as applicable) of the Pre-Conditions and all the Conditions (being the Conditions to effectiveness and the Conditions to implementation), our Company will issue H Shares to all Share Exchange Shareholders according to the Share Exchange Ratio as the consideration for the Share Exchange. Accordingly, our Company has made an application to the Stock Exchange for our listing of the H Shares by way of introduction. According to the Share Exchange Ratio, for every Share Exchange HEC CJ Pharm H Share canceled under the Privatization Proposal, 0.263614 H Shares will be issued.

Following the fulfillment (or waiver, as applicable) of the Pre-Conditions and the Conditions under the Merger Agreement and the completion of the Share Exchange:

- (a) the listing of HEC CJ Pharm H Shares on the Stock Exchange will be withdrawn;
- (b) our H Shares will be listed on the Stock Exchange by way of introduction;
- (c) the Share Exchange Shareholders will become our Shareholders;
- (d) our Company will assume all assets, liabilities, interests, businesses, employees, contracts and all other rights and obligations of HEC CJ Pharm from the Implementation Date; and
- (e) HEC CJ Pharm will be eventually deregistered in the PRC.

The Privatization and the Listing will not proceed if the Merger is not approved or lapses or does not become unconditional for any reason, and the Merger is conditional upon obtaining the necessary approvals and/or having made the necessary filings for the listing (by way of introduction) of, and permission to deal in, our H Shares on the Stock Exchange pursuant to the Listing. For the status of obtaining of approvals and/or completion of filings for the Listing, please refer to “History, Development and Corporate Structure — Structure of the Introduction and the Privatization”.

For further information, please refer to “History, Development and Corporate Structure — Structure of the Introduction and the Privatization”.

SUMMARY

BENEFITS OF THE INTRODUCTION AND THE PRIVATIZATION

Our Directors believe that the completion of the Merger and the Listing benefits both Share Exchange Shareholders and the Company and marks a significant milestone in the development of the Company. The Merger and the Listing represent an opportunity for Share Exchange Shareholders to become shareholders of the Enlarged SLP Group, and will benefit the Company and Share Exchange Shareholders in the following aspects:

Benefits of the Merger and the Listing to the Company include:

- Through the Merger, the Enlarged SLP Group will become an integrated pharmaceutical company engaging in R&D, production and commercialization of pharmaceutical products, and consolidate its position as a comprehensive pharmaceutical company
- Integrating domestic and overseas sales channels to build a global pharmaceutical company
- Improving overall corporate efficiency for long-term sustainable and resilient growth

Benefits of the Merger and the Listing to the Share Exchange Shareholders include:

- Our integrated in-house R&D system and our R&D platform that covers the complete drug development cycle to achieve long-term value creation
- Eliminating connected transactions, improving operational efficiency and expanding economies of scale
- Enhancing overall performance in the capital market

APPLICATION FOR LISTING ON THE STOCK EXCHANGE

We are applying for the Listing under Rule 8.05(3) of the Listing Rules and satisfy the market capitalization/revenue test, with reference to, among other things, (i) our revenue for the financial year ended December 31, 2024, being RMB4,018.9 million, which is over HK\$500 million as required by Rule 8.05(3) of the Listing Rules; and (ii) our expected market capitalisation would exceed the market capitalisation requirements under Rules 8.05(3) on the basis that: (1) the estimated value of the Company (being in the range of RMB28,944.6 million to RMB32,902.5 million, as concluded in the valuation report appended to the 3.5 Announcement) far exceeds the market capitalisation requirements; (2) the latest market capitalisation of HEC CJ Pharm (based on the average closing price of its H shares as stated in the Stock Exchange's daily quotations sheets for the five business days up to and including the Latest Practicable Date) (being HK\$12.63 billion) which exceeds the market capitalisation requirements under Rules 8.05(3) on its own and taking into account the fact that (x) based on

SUMMARY

the valuation report appended to the 3.5 Announcement, the valuation of HEC CJ Pharm only makes up 23.2% of the total valuation of the Group and (y) the business performance of the Group (save as disclosed below in the section “— Recent Development — Update on Our Financial Performance for the First Quarter of 2025”) has not had any material adverse changes.

SUMMARY FINANCIAL INFORMATION

The following tables set forth summary financial data from our consolidated financial information for the Track Record Period, extracted from the Accountants’ Report set out in Appendix I to this Listing Document.

Summary of Consolidated Statements of Profit or Loss

	Year ended December 31,		
	2022	2023	2024
	RMB'000	RMB'000	RMB'000
Revenue	3,813,566	6,385,616	4,018,905
Cost of sales	(891,377)	(1,308,568)	(960,274)
Gross profit	2,922,189	5,077,048	3,058,631
Other (losses)/income	(1,294,012)	(422,669)	89,743
Distribution costs	(1,244,177)	(1,577,083)	(1,197,046)
Administrative expenses	(387,872)	(480,720)	(557,116)
Research and development costs	(791,642)	(827,415)	(887,653)
Reversals/(recognition) of impairment loss on trade and other receivables	2,575	(3,079)	(126,011)
(Loss)/profit from operations	(792,939)	1,766,082	380,548
Finance costs	(686,884)	(380,591)	(239,787)
Share of (loss)/profit of an associate	—	(29)	293
(Loss)/profit before taxation	(1,479,823)	1,385,462	141,054
Income tax	63,908	(371,584)	(116,251)
(Loss)/profit for the year	<u>(1,415,915)</u>	<u>1,013,878</u>	<u>24,803</u>
(Loss)/profit for the year attributable to:			
Equity shareholders of the Company	(1,209,205)	184,924	(207,434)
Non-controlling interests	<u>(206,710)</u>	<u>828,954</u>	<u>232,237</u>
(Loss)/profit for the year	<u>(1,415,915)</u>	<u>1,013,878</u>	<u>24,803</u>
(Loss)/earnings per share			
Basic and diluted (in RMB).	<u>(3.29)</u>	<u>0.44</u>	<u>(0.47)</u>

SUMMARY

Non-IFRS Measure

To supplement our consolidated statements of profit or loss and other comprehensive expenses which are presented in accordance with IFRS, we also use adjusted net (loss)/profit as a non-IFRS measure, which is not required by, or presented in accordance with, IFRS. We believe that the presentation of the non-IFRS measure when shown in conjunction with the corresponding IFRS measures provides useful information to management and investors in facilitating a comparison of our operating performance from year to year. In particular, the non-IFRS measure eliminates impact of certain expenses, including fair value change on derivative financial instruments embedded in convertible bonds, equity-settled share-based payment expenses, interest on financial instruments with preferential rights issued to investors and listing and privatisation expenses. Such non-IFRS measure allows investors to consider metrics used by our management in evaluating our performance.

We define adjusted net (loss)/profit (measure) as (loss)/profit for the year adjusted by adding back loss from fair value change on derivative financial instruments embedded in convertible bonds, equity-settled share-based payment expenses, interest on financial instruments with preferential rights issued to investors and listing and privatisation expenses. Fair value change on derivative financial instruments embedded in convertible bonds are expenses arising from fair value change on the derivative component of our convertible bonds issued due to exchange rate and share price fluctuations. We no longer recognize such liabilities as of July 31, 2023, because we had fully repurchased the outstanding portion of our convertible bonds issued by HEC CJ Pharm in July 2023. Equity-settled share-based payment expenses are expenses arising from granting restricted shares to selected employees, senior management, and directors, the amount of which is non-cash in nature. Interest on financial instruments with preferential rights issued to investors represents the interest on the redemption amount pursuant to a series of investment agreements and equity transfer agreements entered into with our Pre-Listing Investors from July 2020. We no longer recognize such liabilities as of March 31, 2022, because each of our then Pre-Listing Investors provided a confirmation to our Company and our subsidiaries that are subject to the redemption rights in March 2022, pursuant to which our Pre-Listing Investors confirmed in writing that they had waived their redemption rights against our Company and the involved subsidiaries, and as a result of which such rights were terminated on the same date. Listing and privatisation expenses are the expenses arising from activities in relation to the proposed Listing and Privatisation and are excluded from our (loss)/profit for the year.

The use of the non-IFRS measure has limitations as an analytical tool, and you should not consider it in isolation from, or as a substitute for, or superior to, analysis of our results of operations or financial condition as reported under IFRS. In addition, the non-IFRS financial measure may be defined differently from similar terms used by other companies and therefore may not be comparable to similar measures presented by other companies.

SUMMARY

The following table shows reconciliation from our (loss)/profit for the years to our adjusted net (loss)/profit (non-IFRS measure) for the year indicated:

	Year ended December 31,		
	2022	2023	2024
	RMB'000	RMB'000	RMB'000
(Loss)/profit for the year	<u>(1,415,915)</u>	<u>1,013,878</u>	<u>24,803</u>
<i>Adjusted for:</i>			
Equity-settled share-based payment expenses	–	130,278	266,545
Interest on financial instruments with preferential rights issued to investors	172,715	–	–
Fair value change on derivative financial instruments embedded in convertible bonds	859,569	79,796	–
Listing and privatisation expenses	<u>–</u>	<u>3,000</u>	<u>17,191</u>
Adjusted net (loss)/profit for the year (Non-IFRS measure).	<u>(383,631)</u>	<u>1,226,952</u>	<u>308,539</u>

Our adjusted net loss or profit for the year (non-IFRS measure) generally fluctuated in line with our revenue. In particular, we recorded adjusted net loss for the year (non-IFRS measure) of RMB383.6 million in 2022, primarily due to (i) our loss for the year of RMB1,415.9 million as a result of the lower than usual sales volume of Kewei (oseltamivir phosphate) in 2022 due to travel restrictions, social-distancing measures and business closures which significantly reduced the movement of people and increased widespread preventive measures against influenza, which resulted in a significant decline in the incidence of respiratory diseases such as influenza, (ii) non-recurring items including (a) interest on convertible bonds issued by HEC CJ Pharm of RMB257.3 million, which were fully repurchased in July 2023, (b) net foreign exchange loss of RMB239.8 million arising from the translation of convertible bonds issued by HEC CJ Pharm denominated in US dollars, (c) impairment loss of RMB43.0 million on intangible assets in connection with the combination treatment regimen of Emitasvir Phosphate and Furaprevir for the treatment of hepatitis C (the “**Combination Therapy**”), which was impaired due to delayed development timelines in 2022 and (d) impairment loss of RMB75.9 million on goodwill in connection with the acquisition of Dongguan HEC Medical for the R&D, production and sales of the Combination Therapy; the goodwill was fully impaired in 2023 due to delays in the development of the Combination Therapy and increased market competition and (iii) recurring impairment loss on generic drugs intellectual property rights of RMB147.4 million in 2022 due to certain under-performing generic drugs as a result of lower-than-expected sales or delayed development timelines in 2022, including Clarithromycin Tablets, Olanzapine Tablets, Azithromycin Tablets and Esomeprazole Magnesium Enteric-Coated Capsules.

SUMMARY

(Loss)/profit for the Year Attributable to Non-controlling Interests

During the Track Record Period and up to the Latest Practicable Date, we held approximately 51.4% equity interest in HEC CJ Pharm. Accordingly, non-controlling interests accounted for approximately 48.6% of HEC CJ Pharm's profits or losses. From 2022 to 2024, the share of profits and losses attributable to non-controlling interests experienced fluctuations, primarily reflecting changes in HEC CJ Pharm's financial performance. These changes were largely driven by sales volume movements of the top-selling product Kewei (oseltamivir phosphate).

Revenue

The table below sets forth a breakdown of our revenue derived from our major product lines for the years indicated:

	Year ended December 31,					
	2022		2023		2024	
	<i>RMB'000</i>	<i>% of total</i>	<i>RMB'000</i>	<i>% of total</i>	<i>RMB'000</i>	<i>% of total</i>
Anti-infective drugs	3,242,508	85.0	5,745,811	90.0	2,797,632	69.6
Chronic disease treatment drugs	517,258	13.6	580,743	9.1	1,067,707	26.6
Others ⁽¹⁾	53,800	1.4	59,062	0.9	153,566	3.8
Total	<u>3,813,566</u>	<u>100.0</u>	<u>6,385,616</u>	<u>100.0</u>	<u>4,018,905</u>	<u>100.0</u>

Note:

- (1) Others comprise (i) revenue from sales of drugs that were not anti-infective drugs or chronic disease treatment drugs, mainly including tadalafil and sildenafil, (ii) transfer and license fee we received pursuant to the HEC88473 Agreement with Apollo, and to a lesser extent, (iii) rental revenue generated from the leasing of fixed assets and (iv) revenue from the disposal of surplus construction materials.

The table below sets forth a breakdown of the revenue derived from our oseltamivir phosphate products by dosage form for the years indicated:

	Year ended December 31,					
	2022		2023		2024	
	<i>RMB'000</i>	<i>% of total</i>	<i>RMB'000</i>	<i>% of total</i>	<i>RMB'000</i>	<i>% of total</i>
Oseltamivir phosphate (capsule)	512,252	16.5	715,576	12.9	395,676	15.3
Oseltamivir phosphate (granule)	2,585,151	83.5	4,824,592	87.0	2,181,509	84.6
Oseltamivir phosphate (dry suspension)	—	—	5,950	0.1	3,520	0.1
Total	<u>3,097,403</u>	<u>100</u>	<u>5,546,118</u>	<u>100</u>	<u>2,580,704</u>	<u>100</u>

SUMMARY

The table below sets forth, for the years indicated, a breakdown of our revenue by geographical location:

	Year ended December 31,					
	2022		2023		2024	
	<i>RMB'000</i>	<i>% of total</i>	<i>RMB'000</i>	<i>% of total</i>	<i>RMB'000</i>	<i>% of total</i>
The PRC	3,753,159	98.4	6,335,896	99.2	3,880,476	96.6
Overseas ⁽¹⁾	60,407	1.6	49,720	0.8	138,429	3.4
Total	<u>3,813,566</u>	<u>100.0</u>	<u>6,385,616</u>	<u>100.0</u>	<u>4,018,905</u>	<u>100.0</u>

Note:

- (1) Overseas countries comprise the United States, Germany, the United Kingdom, Malaysia, Algeria, South Africa and the United Arab Emirates. Our overseas revenue increased significantly in 2024, primarily due to license fee generated pursuant to the HEC88473 Agreement with Apollo.

During the Track Record Period, most of our revenue was derived from sales of oseltamivir phosphate products, a large portion of which is attributable to the sales of Kewei (oseltamivir phosphate), with a smaller portion contributed by oseltamivir phosphate capsules under the brand Yangjiantai, which was included in the national VBP scheme in 2022. During the Track Record Period, Kewei accounted for 99.9%, 99.4% and 96.5% and Yangjiantai accounted for 0.1%, 0.5% and 3.4% of our total sales of oseltamivir phosphate for 2022, 2023 and 2024, respectively.

We report our revenue by our major product lines, which include anti-infective drugs, chronic disease treatment drugs and others. Our revenue increased by 67.4% from RMB3,813.6 million in 2022 to RMB6,385.6 million in 2023, primarily attributable to the respective increases in revenue derived from sales of (i) anti-infective drugs driven by higher demand for Kewei (oseltamivir phosphate) due to increased flu incidence in 2023 and greater societal awareness of respiratory infectious diseases; there were 2.5 million and 12.5 million new influenza cases reported in China in 2022 and 2023, respectively, based on the Statistical Report on China's Healthcare Development and according to Frost & Sullivan, the PRC's anti-influenza drug market increased by 150.0% from RMB4.4 billion in 2022 to RMB11.0 billion in 2023 due to the significant influenza outbreaks in 2023 and (ii) chronic disease treatment drugs due to enhanced marketing efforts and expanded distribution channels for our insulin series. During the Track Record Period, our revenue generated from the sales of oseltamivir phosphate products fluctuated with flu incidence in China and our revenue fluctuation was generally in line with our competitors during the Track Record Period. Our revenue decreased by 37.1% from RMB6,385.6 million in 2023 to RMB4,018.9 million in 2024, primarily attributable to a decrease in total sales of oseltamivir phosphate mainly due to (i) lower incidence of seasonal flu outbreaks in China in 2024 as compared to 2023, which was evidenced by the fact that there were 12.5 million and 8.6 million new influenza cases reported in China in 2023 and 2024, respectively, based on the Statistical Report on China's Healthcare Development which caused the drop in sales for both Kewei granules and capsules; (ii) the

SUMMARY

reduced sales of our Kewei capsule in 2024 as public hospitals reduced the purchase of Kewei capsules outside of their VBP schemes in 2024; (iii) the decrease of average selling price of our Kewei granules and Kewei capsules by 7.8% and 20.1%, respectively, in 2024 as compared with those in 2023; and (iv) increasingly intense competition our oseltamivir phosphate is facing from other types of anti-influenza drugs and other oseltamivir phosphate manufacturers which caused (i) the market share of oseltamivir phosphate as a percentage of total anti-influenza drug market decreased from 78.0% in 2023 to 70.3% in 2024 and (ii) the market share of our oseltamivir phosphate products as a percentage of total PRC oseltamivir phosphate market decreased from 64.8% in 2023 to 54.8% in 2024. For details, please see “Business — Sales, Marketing and Distribution — Our Oseltamivir Phosphate Products and the Reasons for the Fluctuation of the Sales of Our Oseltamivir Phosphate Products during the Track Record Period.”

Gross Profit and Gross Profit Margin

Our gross profit increased from RMB2,922.2 million in 2022 to RMB5,077.0 million in 2023, and our gross profit margin increased from 76.6% in 2022 to 79.5% in 2023. Such increases were primarily attributable to a significant increase in the revenue from our anti-infective drugs, as well as decreases in the cost of raw materials and unit manufacturing costs for Kewei (oseltamivir phosphate) as we benefited from economies of scale attained from ramping up our production to meet market demand. In 2024, our gross profit decreased to RMB3,058.6 million and our gross profit margin decreased to 76.1%. The decreases were primarily attributable to a decrease in revenue from our anti-infective drugs as a result of lower sales volume of Kewei (oseltamivir phosphate), a high margin product, due to lower incidence of seasonal flu outbreaks in 2024.

The table below sets forth, for the years indicated, the gross profit margins of our major product lines.

	Year ended December 31,		
	2022	2023	2024
Anti-infective drugs	81.8%	84.2%	82.5%
Chronic disease treatment drugs	48.0%	39.8%	62.1%
Others	40.0%	16.3%	56.6%
Total	<u>76.6%</u>	<u>79.5%</u>	<u>76.1%</u>

(Loss)/Profit for the Year

Our profit for the year changed from a loss for the year of RMB1,415.9 million in 2022 to a profit for the year of RMB1,013.9 million in 2023, primarily attributable to the respective increases in revenue derived from sales of (i) anti-infective drugs and (ii) chronic disease treatment drugs. Our profit for the year decreased to RMB24.8 million in 2024, primarily attributable to a decrease in revenue derived from the sales of anti-infective drugs.

SUMMARY

Summary of Consolidated Statements of Financial Position Items

The following table sets forth selected information from our consolidated statements of financial position as of the dates indicated:

	As of December 31,		
	2022	2023	2024
	<i>RMB'000</i>	<i>RMB'000</i>	<i>RMB'000</i>
Total current assets	4,150,648	6,412,476	4,978,760
Total non-current assets	6,538,335	6,245,623	6,952,754
Total current liabilities	8,958,309	6,178,491	4,814,251
Total non-current liabilities	2,604,609	2,304,289	2,649,763
Total assets	10,688,983	12,658,099	11,931,514
Net current (liabilities)/assets	(4,807,661)	233,985	164,509
Total assets less current liabilities	1,730,674	6,479,608	7,117,263
Net (liabilities)/assets	(873,935)	4,175,319	4,467,500
(Net deficit)/total equity attributable to equity shareholders of the Company	(3,688,684)	327,921	344,149
Non-controlling interests	2,814,749	3,847,398	4,123,351

Our net liabilities changed from RMB873.9 million as of December 31, 2022 to net assets of RMB4,175.3 million as of December 31, 2023, primarily due to (i) profit of year of RMB1,013.9 million, (ii) capital contribution from shareholders of RMB1,616.1 million and (iii) deemed contribution from a shareholder of RMB2,312.3 million. Our net assets then increased to RMB4,467.5 million as of December 31, 2024, primarily due to (i) profit for the year of RMB24.8 million and (ii) equity-settled share-based payment of RMB266.5 million.

Our net current assets decreased from RMB234.0 million as of December 31, 2023 to RMB164.5 million as of December 31, 2024 and such decrease was primarily due to (i) a decrease in our restricted cash and (ii) a decrease in cash and cash equivalents.

We recorded net current liabilities of RMB4,807.7 million as of December 31, 2022 and net current assets of RMB234.0 million as of December 31, 2023 and such improvement was primarily due to (i) an increase in our restricted cash and our cash and cash equivalents, (ii) a decrease in our trade and other payables and (iii) a decrease in our current interest-bearing borrowings because we had fully repurchased the outstanding portion of our convertible bonds issued by HEC CJ Pharm in July 2023, which was offset by an increase in our current bank loans and other borrowings.

SUMMARY

Summary of Consolidated Statements of Cash Flows Items

	Year ended December 31,		
	2022	2023	2024
	<i>RMB'000</i>	<i>RMB'000</i>	<i>RMB'000</i>
Net cash generated from operating activities	1,160,966	1,318,106	500,532
Net cash (used in)/generated from investing activities	(1,109,599)	(1,682,992)	29,794
Net cash (used in)/generated from financing activities	(313,575)	1,314,291	(970,666)
Net (decrease)/increase in cash and cash equivalents	(262,208)	949,405	(440,340)
Cash and cash equivalents at January 1 .	1,232,268	971,510	1,920,158
Effect of foreign exchange rate changes	1,450	(757)	992
Cash and cash equivalents at 31 December	<u>971,510</u>	<u>1,920,158</u>	<u>1,480,810</u>

We had net cash generated from operating activities of RMB500.5 million in 2024, resulting from our profit before taxation of RMB141.1 million, adjustments for non-cash items of RMB903.3 million, changes in working capital of RMB296.2 million and corporate income tax paid of RMB247.6 million. Adjustments for non-cash items primarily included the adding back of (i) depreciation of RMB284.7 million, (ii) finance costs of RMB239.8 million and (iii) equity-settled share-based payment expenses of RMB266.5 million. Changes in working capital primarily included (i) an increase in inventories of RMB208.8 million and (ii) a decrease in trade and other payables of RMB88.8 million. Please see “Financial Information — Liquidity and Capital Resources — Cash Flows” for details of our cash flows.

FUTURE PLANS AND PROSPECTS

During the Track Record Period, we had built a comprehensive R&D platform, production facilities that meet international standards and an extensive sales network. We plan to take the following integration initiatives after completion of the Merger and the Listing, so as to accelerate the integration of our business.

Our strategic plans include:

- Clarify the direction of future development to become a comprehensive pharmaceutical enterprise integrating research, production and sales
- Increase capital efficiency and expedite product innovation, continuously upgrading product technology to enhance market dominance

SUMMARY

- Reduce the competition and connected transactions between HEC CJ Pharm and SLP as well as enhance operational efficiency
- Establish presence in the global capital market and enhance our corporate image

Our future development and integration initiatives include:

- Facilitate the integration and development of research and development platforms and product pipelines to consistently strengthen competitiveness
- Enhance our renowned brand image and establish an efficient distribution network
- Optimize our overall production system and enhance systematic operational efficiency
- Consolidate structure and reduce governance costs

KEY FINANCIAL RATIOS

The table below sets forth, as of the dates or for the years indicated, certain financial ratios.

		Year ended December 31,/As of December 31,		
	Notes	2022	2023	2024
Liquidity ratios				
Current ratio (times)	(1)	0.7	1.0	1.0
Quick ratio (times)	(2)	0.6	1.0	0.9
Profitability ratios				
Gross profit margin %	(3)	76.6	79.5	76.1
Net profit margin %	(4)	N/A	15.9	0.6
Adjusted net profit margin (non-IFRS measure) %	(5)	N/A	19.2	7.7
Solvency ratio				
Gearing ratio %	(6)	N/A	128.2	103.5

Notes:

- (1) Current ratio represents current assets as of a record date divided by current liabilities as of the same record date.
- (2) Quick ratio represents current assets excluding inventories as of a record date divided by current liabilities as of the same record date.
- (3) Gross profit margin represents the revenue for a period minus the cost of sales for such period divided by the revenue for such period.

SUMMARY

- (4) Net profit margin represents the profit for a period divided by the revenue for such period. Negative figures are marked as N/A.
- (5) Adjusted net profit margin (non-IFRS measure) represents the adjusted net profit (non-IFRS measure) for a period divided by the revenue for such period. For details of adjusted net profit (non-IFRS measure), see “Financial Information — Non-IFRS Measure”. Negative figures are marked as N/A.
- (6) Gearing ratio represents total indebtedness (being bank loans and other borrowings, lease liabilities and interest-bearing borrowings) divided by total equity as of the dates indicated. Negative figures are marked as N/A.

IMPACTS OF THE COVID-19 OUTBREAK

The outbreak of the COVID-19 pandemic since early 2020 has materially and adversely affected the global economy. As of the Latest Practicable Date, we had not experienced material disruptions in our research and development activities as a result of the COVID-19 pandemic. Although we encountered temporary slow-down in subject enrollment for certain clinical trials in China, since 2023, we have resumed normal business operations and our business has gradually recovered from the impacts of the COVID-19 pandemic. We have since considered COVID-19 to have minimal negative impact on our financial results.

During the Track Record Period, the market demand for our anti-infective drugs, especially Kewei, was affected by the COVID-19 pandemic due to travel restrictions, social-distancing measures and business closures. The decrease was primarily attributed to the fact that at the beginning of the COVID-19 pandemic outbreak, the mobility of China’s domestic population declined, and the number of medical activities, prescriptions and sales volume of drugs in hospitals also decreased accordingly. Our top-selling product, Kewei, is a prescription medicine sold primarily at tiered hospitals, and the sales volume of this product also declined due to the impact of the COVID-19 pandemic.

Although the COVID-19 pandemic prevention and control in China had largely stabilized by 2022, our business operations and financial results still experienced some residual negative impacts during the year. Our revenue derived from sales of anti-infective drugs amounted to RMB3,242.5 million in 2022, which was primarily attributed to the fact that the COVID-19 pandemic prevention and control in China had generally stabilized, the flow of people and daily social activities had gradually returned to normal, and the overall flow of people, the number of diagnosis and treatment activities and the volume of prescriptions in terminal medical institutions have recovered significantly in 2022. In addition, many southern provinces in China issued flu warnings and the number of patients of fever clinics surged in 2022. Meanwhile, comparing with the early stage of the COVID-19 pandemic, the sales activities of Kewei returned to a normal and reasonable level in 2022. Therefore, with the gradual recovery of the flow of people and the number of flu cases and the normalization of our sales activities, Kewei, our top-selling product, showed a very good trend of recovery in its sales volume leveraging on its brand advantages accumulated in the field of flu treatment for years and its advantages in efficacy and safety.

SUMMARY

Our revenue derived from sales of anti-infective drugs increased by RMB2,503.3 million, or 77.2%, from RMB3,242.5 million in 2022 to RMB5,745.8 million in 2023. The increase was primarily attributed to a greater incidence of influenza in 2023 as compared with that of 2022 upon the complete removal of travel restrictions and social-distancing measures in early 2023. In addition, as result of the COVID-19 pandemic, there has been an increased societal awareness and focus on respiratory infectious diseases and antiviral treatments. Kewei is a key drug for the treatment of influenza, within the markets in which we operate. We believe our ability to maintain our market share in an increasingly competitive environment was primarily due to our ability to ramp up our oseltamivir phosphate production scale to respond to changing market demands in a timely manner, our coverage of various sales and distribution channels and our brand reputation.

DIVIDEND POLICY

During the Track Record Period, we did not declare dividends.

Our Board is responsible for submitting proposals in respect of dividend payments, if any, to the Shareholders' general meeting for approval. Our Board may declare dividends in the future after taking into account our distributable profits, financial condition, cash flow, expected future capital expenditure, return to our Shareholders, capital requirements, finance costs, the external financing environment and any other factors that the Directors may deem relevant. Any declaration and payment, as well as the amount of, dividends will be subject to the requirements of our constitutional documents and the PRC Company Law. Under the PRC Company Law and our Articles of Association, dividends are distributed to our Shareholders in proportion to their shareholdings. As of the Latest Practicable Date, we did not have a formal dividend policy or a fixed pay-out ratio for future cash dividends. The payment of dividends may also be limited by legal restrictions and by financing agreements that we may enter into from time to time.

LISTING AND PRIVATIZATION EXPENSES

The estimated total listing and privatization expenses, which are non-recurring in nature, are RMB81.9 million. The expenses consist of (i) fees paid and payable to legal advisors and Reporting Accountants of RMB36.9 million and (ii) other fees and expenses of RMB45.0 million. Among the estimated aggregate amount of our listing and privatization expenses, (i) RMB38.2 million was or is expected to be charged to our consolidated statements of profit or loss, of which RMB3.0 million was recognized as our profit or loss for the year ended December 31, 2023, RMB17.2 million was recognized as our profit or loss for the year ended December 31, 2024 and RMB18.0 million is expected to be recognized as our profit or loss for year ending December 31, 2025, and (ii) RMB43.7 million is directly attributable to the issuance of new Shares and is expected to be accounted for as a deduction from equity upon the Listing.

SUMMARY

UNAUDITED PRO FORMA STATEMENT OF ADJUSTED NET TANGIBLE ASSETS

The following unaudited pro forma statement of adjusted net tangible assets of the Group is prepared in accordance with Rule 4.29 of the Listing Rules and is set out below to illustrate the effect of the Introduction and the Privatisation on the consolidated net tangible liabilities attributable to equity shareholders of the Company as of 31 December 2024 as if the Introduction and the Privatisation had taken place at 31 December 2024.

The unaudited pro forma statement of adjusted net tangible assets has been prepared for illustrative purposes only and because of its hypothetical nature, it may not give a true picture of the financial position of the Group had the Introduction and the Privatisation been completed as of 31 December 2024 or at any future date.

Consolidated net tangible liabilities attributable to equity shareholders of the Company as of 31 December 2024	Effect of the Introduction and the Privatisation	Unaudited pro forma adjusted consolidated net tangible assets attributable to equity shareholders of the Company	Unaudited pro forma adjusted consolidated net tangible assets attributable to equity shareholders of the Company per Share	
<i>RMB'000</i> <i>(Note 1)</i>	<i>RMB'000</i> <i>(Note 2)</i>	<i>RMB'000</i>	<i>RMB</i> <i>(Note 3)</i>	<i>HK\$</i> <i>(Note 4)</i>
<u>(464,765)</u>	<u>3,307,917</u>	<u>2,843,152</u>	<u>5.13</u>	<u>5.55</u>

Notes:

- (1) The consolidated net tangible liabilities attributable to equity shareholders of the Company as of 31 December 2024 is arrived at after (i) deducting intangible assets of RMB1,573,456,000; and (ii) adjusting the share of intangible assets attributable to non-controlling interests of RMB764,542,000 from the consolidated total equity attributable to equity shareholders of the Company of RMB344,149,000 as of 31 December 2024 which is extracted from the Accountants' Report set out in Appendix I to the listing document.
- (2) The adjustment represents the derecognition of the carrying amount of non-controlling interests in HEC CJ Pharm upon the completion of the Introduction and the Privatisation as at 31 December 2024, and the corresponding change in consolidated net tangible liabilities attributable to equity shareholders of the Company, after deduction of listing and privatisation expenses paid or payable by the Company of RMB61,672,000 (excluding the related expenses charged to profit or loss during the Track Record Period).
- (3) The unaudited pro forma adjusted consolidated net tangible assets attributable to equity shareholders of the Company per Share is arrived at after the adjustments referred to in the preceding paragraphs and on the basis that a total of 553,700,263 Shares were in issue (being the outstanding 463,943,215 domestic shares in issue immediately before the Introduction and the Privatisation and 112,712,832 H shares to be issued pursuant to the Introduction and the Privatisation, excluding the 22,955,784 shares under the 2023 Restricted Share Scheme) assuming that the Introduction and the Privatisation had been completed on 31 December 2024.
- (4) The unaudited pro forma adjusted consolidated net tangible assets attributable to equity shareholders of the Company per Share amount in Renminbi is converted into Hong Kong dollars with an exchange rate of HK\$1.00 to RMB0.9253. No representation is made that the Renminbi amount has been, could have been or may be converted into Hong Kong dollars, or vice versa, at that rate or at any other rates.

SUMMARY

- (5) No adjustment has been made to reflect any trading results or other transactions of the Group entered into subsequent to 31 December 2024, including but not limited to the Special Dividend to be declared by HEC CJ Pharm to the shareholders whose names appear on the register of members of HEC CJ Pharm on the Share Exchange Record Date (other than the Company or its subsidiaries, if any). The Directors of the Company preliminarily estimated that the Special Dividend would amount to approximately RMB593.4 million, based on the total number of 427,567,700 HEC CJ Pharm Shares held by the aforementioned shareholders as of 31 December 2024 and the proposed Special Dividend of HK\$1.50 per HEC CJ Pharm Shares. The Special Dividend payable is converted from Hong Kong dollars at an exchange rate of HK\$1.00 to RMB0.9253. No representation is made that the Hong Kong dollar amount has been, could have been or may be converted into Renminbi, or vice versa, at that rate or at any other rates. Had the Special Dividend been declared on 31 December 2024, the unaudited pro forma adjusted net tangible assets would have decreased by RMB593.4 million and the unaudited pro forma adjusted net tangible assets per Share would have decreased by RMB1.07 (equivalent to HK\$1.16).

RECENT DEVELOPMENT

Update on Our Financial Performance for the First Quarter of 2025

Our revenue for the first quarter of 2025 decreased by 40.7% as compared with the first quarter of 2024 which in turn had a greater adverse impact on our profitability in the first quarter of 2025. Such greater adverse impact on our profitability was primarily due to the fact that in the first quarter of 2025 as compared with the same period in 2024, (i) our gross profit margin remained relatively stable; and (ii) our operating expenses decreased at a slower pace than our revenue. The decrease of the revenue for the first quarter of 2025 was primarily because (i) our revenue for the first quarter of 2024 was relatively high as there was a large-scale outbreak of flu season at the end of 2023 which prompted our distributors to substantially increase the purchase of the oseltamivir phosphate in the first quarter of 2024; and (ii) due to an outbreak of flu season at the end of 2024, our distributors increased purchase of oseltamivir phosphate at the end of 2024 to prepare for the flu season ahead of the Chinese New Year holiday in January 2025. However, as the actual severity of the flu outbreak was less and the duration of the flu season was shorter than originally expected, the distributors reduced the purchase of new oseltamivir phosphate from us in the first quarter of 2025.

Special Dividend

Subject to the fulfillment (or waiver, as applicable) of all the Pre-Conditions and the Conditions, HEC CJ Pharm will pay a Special Dividend to HEC CJ Pharm Shareholders whose names appear on the register of members of HEC CJ Pharm on the Special Dividend Record Date other than our Company and our subsidiaries (if applicable). The Special Dividend payable is based on HK\$1.50 per share for a total number of 427,567,700 HEC CJ Pharm Shares held by the aforementioned shareholders. We estimate that the total Special Dividend payable would amount to approximately RMB593.4 million which will be settled by the cash owned by HEC CJ Pharm.

SUMMARY

Key Regulatory Approvals for Our Product Candidates

We submitted the BLAs to the NMPA in January and June 2025, respectively, for two insulin analogs, namely Guangjianda (Insulin Degludec Injection) and Guangjianshu (Insulin Degludec/Insulin Aspart Injection). In addition, our two Class I innovative anti-HCV drugs, namely Netanasvir Phosphate Capsules and Encofosbuvir Tablets, were approved by the NMPA for launching in China in February 2025 and March 2025, respectively. We are currently scaling up production and finalizing our market launch preparations, with sales expected to begin in July 2025 in the PRC. In parallel, we are preparing to initiate negotiations with national medical insurance authorities in December 2025, and we anticipate that our products will be included in the NRDL starting in January 2026.

MATERIAL ADVERSE CHANGE

Our Directors confirm that, up to the date of this Listing Document, except as disclosed above in the section “— Recent Development — Update on Our Financial Performance for the First Quarter of 2025”, there has been no material adverse change in our financial, operational, or trading position or prospects since December 31, 2024, which is the end date of the periods reported on in the Accountants’ Report included in Appendix I to this Listing Document, and there has been no event since December 31, 2024 that would materially affect the information as set out in the Accountants’ Report included in Appendix I to this Listing Document. Please see “Risk Factors — A. Risks Relating to Our Business and Industries — We incurred losses in certain years during the Track Record Period and recorded significant revenue drop for the first quarter of 2025 as compared with the first quarter of 2024, and there may be uncertainty about the business prospects in the future” for details.

DEFINITIONS

In this Listing Document, unless the context otherwise requires, the following terms and expressions have the meanings set forth below. Certain other terms are explained in the section entitled “Glossary of Technical Terms” in this Listing Document.

“3.5 Announcement”	the joint announcement issued by our Company and HEC CJ Pharm on May 10, 2024 regarding the Privatization Proposal
“Accountants’ Report”	the accountants’ report for our Group, the text of which is set out in Appendix I to this Listing Document
“affiliate(s)”	with respect to any specified person, any other person, directly or indirectly, controlling or controlled by or under direct or indirect common control with such specified person
“AI”	artificial intelligence
“AIDD”	AI-driven Drug Design, drug development method using AI technology at any point during the drug development process. The technology leverages the power of machine learning algorithms to identify potential targets and design molecules that can interact with those targets
“Articles” or “Articles of Association”	the articles of association of our Company, as amended, supplemented or otherwise modified from time to time, conditionally adopted on December 11, 2024 with effect from the Listing Date, a summary of which is set out in Appendix V to this Listing Document
“B2C”	business-to-consumer
“BLA”	biologics license applications, applications by which a pharmaceutical company applies to a drug regulatory agency to bring a new drug to market
“Board” or “Board of Directors”	the board of Directors of our Company
“Board of Supervisors”	the board of Supervisors of our Company
“business day”	a day on which the Stock Exchange is open for the transaction of business

DEFINITIONS

“CAGR”	compound annual growth rate
“CCASS”	the Central Clearing and Settlement System established and operated by HKSCC
“China,” “PRC” or “mainland China”	the People’s Republic of China which for the purpose of this Listing Document does not include Hong Kong, Macau and Taiwan unless the context otherwise specifies
“Companies Ordinance”	the Companies Ordinance (Chapter 622 of the Laws of Hong Kong), as amended, supplemented or otherwise modified from time to time
“Companies (Winding up and Miscellaneous Provisions) Ordinance”	the Companies (Winding up and Miscellaneous Provisions) Ordinance (Chapter 32 of the Laws of Hong Kong), as amended, supplemented or otherwise modified from time to time
“Company,” “our Company” or “SLP” or “Offeror”	Sunshine Lake Pharma Co., Ltd. (廣東東陽光藥業股份有限公司), (formerly known as Sunshine Lake Pharma Limited* (廣東東陽光藥業有限公司)), a company established under the laws of the PRC with limited liability on December 29, 2003, and subsequently converted into a joint stock company with limited liability on June 21, 2023
“Company Law” or “PRC Company Law”	the Company Law of the PRC (中華人民共和國公司法), as amended, supplemented or otherwise modified from time to time
“Composite Document”	the document to be issued by or on behalf of our Company and HEC CJ Pharm to all HEC CJ Pharm Shareholders in accordance with the Takeovers Code containing, among others, details of the Merger, as may be revised or supplemented as appropriate, which is required under the Takeovers Code to be despatched no later than 7 days after the fulfilment of all Pre-Conditions (the last of which, as at the Latest Practicable Date, is the approval for the Listing of the Listing Committee) and will be available on display on the Company’s website from the date of its despatch

DEFINITIONS

“Conditions”	has the meaning given to it in the section headed “History, Development and Corporate Structure — Structure of the Introduction and the Privatization” in this Listing Document
“Conditions to effectiveness”	has the meaning given to it in the section headed “History, Development and Corporate Structure — Structure of the Introduction and the Privatization” in this Listing Document
“Conditions to implementation”	has the meaning given to it in the section headed “History, Development and Corporate Structure — Structure of the Introduction and the Privatization” in this Listing Document
“Controlling Shareholders”	has the meaning ascribed to it under the Listing Rules and unless the context otherwise requires, refers to Mr. Zhang, Ms. Guo, Guangdong HEC Technology, Yichang HEC Research, Dongguan HEC Research, Linzhi HEC Pharmaceutical Research, Ruyuan HEC Industrial, Yidu HEC Industrial, Yichang HEC Medicine, Shenzhen HEC Pharmaceutical, Shenzhen HEC Industrial, Dongguan HEC Industrial, Zhejiang HEC Health, Ruyuan Yuneng Electric, Ruyuan Shuaicai Investment, Shaoguan Xinyuneng Industrial, Ruyuan Xinjing Technology, Yidu Junjiafang and Yidu Shuaixinwei, for further details of which, please refer to “Relationship with our Controlling Shareholders” in this Listing Document
“CSDCC”	China Securities Depository and Clearing Corporation Limited (中國證券登記結算有限責任公司)
“CSRC”	China Securities Regulatory Commission (中國證券監督管理委員會)
“Delisting Date”	the date on which the listing of HEC CJ Pharm on the Stock Exchange has been withdrawn
“Director(s)”	the director(s) of our Company or any one of them

DEFINITIONS

“Dissenting Shareholder”	an HEC CJ Pharm H Shareholder who has validly voted against the resolutions in respect of the Merger Agreement, the Merger and the relevant arrangements at the HEC CJ Pharm EGM and the HEC CJ Pharm H Shareholders’ Class Meeting
“Domestic Share(s)”	ordinary share(s) in the share capital of our Company with a nominal value of RMB1.00 each, which are subscribed for or credited as paid up in Renminbi and are unlisted Shares which are currently not listed or traded on any stock exchange
“Dongguan HEC Biopharmaceutical”	Dongguan HEC Biopharmaceutical R&D Co., Ltd.* (東莞市東陽光生物藥研發有限公司), a company established in the PRC with limited liability on March 21, 2019 and a direct wholly-owned subsidiary of our Company
“Dongguan HEC Generic Drug”	Dongguan HEC Generic Drug R&D Co., Ltd.* (東莞市東陽光仿製藥研發有限公司), a company established in the PRC with limited liability on March 21, 2019 and a direct wholly-owned subsidiary of our Company
“Dongguan HEC Industrial”	Dongguan HEC Industrial Development Co., Ltd.* (東莞市東陽光實業發展有限公司), a company established in the PRC with limited liability on December 17, 2004, a wholly-owned subsidiary of Shenzhen HEC Industrial and one of our Controlling Shareholders
“Dongguan HEC Medical”	Dongguan HEC Medical Co., Ltd.* (東莞東陽光醫藥有限公司), formerly known as Dongguan HEC TaiGen Pharmaceutical R&D Co., Ltd.* (東莞東陽光太景醫藥研發有限責任公司), a company established in the PRC with limited liability on January 10, 2017 and an indirect non-wholly owned subsidiary of our Company
“Dongguan HEC Medicine”	Dongguan HEC Medicine R&D Co., Ltd.* (東莞市東陽光新藥研發有限公司), a company established in the PRC with limited liability on March 21, 2019 and a direct wholly-owned subsidiary of our Company
“Dongguan HEC Pharmaceutical”	Dongguan HEC Pharmaceutical Co., Ltd.* (東莞東陽光製藥有限公司), a company established in the PRC with limited liability on July 16, 2019 and a direct wholly-owned subsidiary of our Company

DEFINITIONS

“Dongguan HEC Research”	Dongguan HEC Research Co., Ltd.* (東莞東陽光藥物研發有限公司), a company established in the PRC with limited liability on August 23, 2002 and one of our Controlling Shareholders
“Dongguan Yangzhikang”	Dongguan Yangzhikang Pharmaceutical Co., Ltd.* (東莞市陽之康醫藥有限責任公司), a company established in the PRC with limited liability on August 24, 2018 and an indirect non-wholly owned subsidiary of our Company
“EIT Law”	Enterprise Income Tax Law of the PRC (中華人民共和國企業所得稅法), as amended, supplemented or otherwise modified from time to time
“Enlarged SLP Group”	our Group together with the privatized HEC CJ Pharm
“Employee Incentive Scheme”	the employee incentive scheme as adopted on June 18, 2023, the principal terms of which are summarized in “Appendix VI — Statutory and General Information — D. Employee Incentive Scheme”
“EUR”	Euro, the lawful currency of member states of the European Union
“Executive”	the Executive Director of the Corporate Finance Division of the SFC or any delegate of the Executive Director
“Frost & Sullivan”	Frost & Sullivan (Beijing) Inc., Shanghai Branch Co., an independent global market research and consulting company
“Frost & Sullivan Report”	the independent industry report prepared by Frost & Sullivan as commissioned by us
“General Rules of HKSCC”	General Rules of HKSCC published by the Stock Exchange and as amended from time to time
“Germany HEC”	HEC Pharm GmbH, a company incorporated in Germany with limited liability on December 22, 2009 and a direct non-wholly owned subsidiary of our Company
“Greater China Region”	for the purpose of this Listing Document, the PRC, Hong Kong, Macau and Taiwan

DEFINITIONS

“Group,” “our Group,” “we” or “us”	our Company and its subsidiaries from time to time or, where the context so requires, in respect of the period prior to our Company becoming the holding company of its present subsidiaries, such subsidiaries as if they were subsidiaries of our Company at the relevant time
“Guangdong HEC Biopharmaceutical”	Guangdong HEC Biopharmaceutical Co., Ltd* (廣東東陽光生物製劑有限公司), a company established in the PRC with limited liability on February 10, 2017 and an indirect non-wholly owned subsidiary of our Company
“Guangdong HEC Technology”	Guangdong HEC Technology Holding Co., Ltd.* (廣東東陽光科技控股股份有限公司), a company established in the PRC on October 24, 1996, whose shares are listed on the Shanghai Stock Exchange (stock code: 600673), and one of our Controlling Shareholders
“Guide for New Listing Applicants”	the Guide for New Listing Applicants published by the Stock Exchange effective from January 1, 2024 (as amended from time to time)
“HEC Biochemical Pharma”	Yichang HEC Biochemical Pharmaceutical Co., Ltd* (宜昌東陽光生化製藥有限公司), a company established in the PRC on November 29, 2018 and indirectly controlled by Ms. Guo and Mr. Zhang
“HEC CJ Pharm”	Yichang HEC ChangJiang Pharmaceutical Co., Ltd. (宜昌東陽光長江藥業股份有限公司) (formerly known as Yidu HEC Pharmaceutical Company Limited* (宜都東陽光製藥有限公司) and Yichang Changjiang Pharmaceutical Company Limited* (宜昌長江藥業有限公司)), the shares of which are listed on the Stock Exchange (stock code: 1558), a direct non-wholly owned subsidiary of our Company
“HEC CJ Pharm EGM”	the extraordinary general meeting of HEC CJ Pharm to be convened, or any adjournment thereof, to consider and, if thought fit, approve the Merger Agreement, the Merger and the relevant arrangements

DEFINITIONS

“HEC CJ Pharm H Share(s)”	the ordinary shares issued by HEC CJ Pharm, with a RMB denominated par value of RMB1.00 each, which are subscribed for and paid up in Hong Kong dollars and are listed and traded on the Stock Exchange, representing approximately 74.29% of the issued share capital of HEC CJ Pharm as of the date of the 3.5 Announcement
“HEC CJ Pharm H Shareholder(s)”	the holder(s) of the HEC CJ Pharm H Share(s)
“HEC CJ Pharm H Shareholders’ Class Meeting”	class meeting of HEC CJ Pharm to be convened for HEC CJ Pharm H Shareholders, or any adjournment thereof, to consider and, if thought fit, approve the Merger Agreement, the Merger and the relevant arrangements
“HEC CJ Pharm Share(s)”	ordinary share(s) with a nominal value of RMB1.00 each in the share capital of HEC CJ Pharm
“HEC CJ Pharm Shareholder(s)”	the registered holder(s) of the HEC CJ Pharm Share(s)
“HKD,” “HK\$” or “HK dollars”	Hong Kong dollars and cents, respectively, the lawful currency of Hong Kong
“H Share(s)” or “SLP H Share(s)”	shares in the ordinary share capital of our Company, with a nominal value of RMB1.00 each, which are to be traded in HK\$ and listed on the Stock Exchange pursuant to the Listing
“H Share Registrar”	Computershare Hong Kong Investor Services Limited
“HKSCC”	Hong Kong Securities Clearing Company Limited, a wholly owned subsidiary of Hong Kong Exchanges and Clearing Limited
“HKSCC Nominees”	HKSCC Nominees Limited, a wholly owned subsidiary of HKSCC
“HKSCC Operational Procedures”	the operational procedures of HKSCC, containing the practices, procedures and administrative or other requirements relating to HKSCC’s services and the operations and functions of CCASS, FINI or any other platform, facility or system established, operated and/or otherwise provided by or through HKSCC, as from time to time in force

DEFINITIONS

“Hong Kong” or “HK”	the Hong Kong Special Administrative Region of the PRC
“Hong Kong HEC”	HEC (Hong Kong) Sales Co., Limited (香港東陽光銷售有限公司), a company incorporated in Hong Kong with limited liability on August 25, 2020 and a direct wholly-owned subsidiary of our Company
“Hong Kong Listing Rules” or “Listing Rules”	the Rules Governing the Listing of Securities on The Stock Exchange of Hong Kong Limited (as amended from time to time)
“Hong Kong Stock Exchange” or “Stock Exchange”	The Stock Exchange of Hong Kong Limited
“ICH”	International Council for Harmonization of Technical Requirements for Pharmaceuticals for Human Use (ICH), an initiative that brings together the regulatory authorities and pharmaceutical industry to discuss scientific and technical aspects of pharmaceuticals and develop ICH guidelines
“IFRS”	IFRS Accounting Standards issued by the International Accounting Standards Board
“Implementation Date”	the implementation date of the Merger agreed between our Company and HEC CJ Pharm upon which our Company will assume all assets, liabilities, interests, businesses, qualifications, employees, contracts and all other rights and obligations of HEC CJ Pharm
“IND”	investigational new drug, an application and approval process required before drug candidates may commence clinical trials
“Independent Third Party(ies)”	a person or entity who is not a connected person of our Company within the meaning of the Hong Kong Listing Rules
“Independent HEC CJ Pharm H Shareholders”	HEC CJ Pharm H Shareholders other than SLP and SLP Concert Parties
“Independent HEC CJ Pharm Shareholders”	HEC CJ Pharm Shareholders other than SLP and SLP Concert Parties

DEFINITIONS

“Introduction”	the proposed Listing of our Company by way of introduction on the Main Board of the Hong Kong Stock Exchange, which include the creation of listed equity consideration (in the form of H Shares) for the Privatization
“KOL(s)”	key opinion leader, a person or organization who has expert product knowledge and influence in a particular field, who is trusted by relevant interest groups and has significant effects on consumer behavior
“Latest Practicable Date”	June 20, 2025, being the latest practicable date for ascertaining certain information in this Listing Document prior to its publication
“Linzhi HEC Pharmaceutical Research”	Linzhi HEC Pharmaceutical Research Co., Ltd.* (林芝東陽光藥業研發有限公司), a company established in the PRC with limited liability on December 20, 2016 and one of our Controlling Shareholders
“Listing”	the listing (by way of introduction) of, and permission to deal in, the H Shares on the Main Board of the Stock Exchange
“Listing Committee”	the Listing Committee of the Stock Exchange
“Listing Date”	the date, expected to be on or about Thursday, August 7, 2025, on which the H Shares are listed and on which dealings in the H Shares are first permitted to take place on the Stock Exchange
“Listing Document”	this listing document being issued by our Company in connection with the Introduction
“Long-stop Date”	the last date the Pre-Conditions, the Conditions to effectiveness and the Conditions to implementation can be fulfilled or waived, as applicable, being December 31, 2025 or such other date as agreed between our Company and HEC CJ Pharm with the consent of the Executive
“Macau”	the Macau Special Administrative Region of the PRC

DEFINITIONS

“Main Board”	the stock exchange (excluding the option market) operated by the Stock Exchange which is independent from and operates in parallel with the GEM of the Stock Exchange
“Merger”	the proposed merger by absorption of HEC CJ Pharm by our Company in accordance with the PRC Company Law and other applicable PRC laws as contemplated under the Merger Agreement
“Merger Agreement”	the merger agreement entered into between our Company and HEC CJ Pharm on May 10, 2024 in relation to the Merger
“Ministry of Finance” or “MOF”	the Ministry of Finance of the PRC (中華人民共和國財政部) (or its local authority, as applicable)
“MIIT”	the Ministry of Industry and Information Technology of the PRC (中華人民共和國工業和信息化部) (or its local authority, as applicable)
“Mr. Zhang”	Mr. ZHANG Yushuai (張寓帥), the son of Ms. Guo and one of our Directors and Controlling Shareholders
“Ms. Guo”	Ms. GUO Meilan (郭梅蘭), the mother of Mr. Zhang and one of our Controlling Shareholders
“mu”	an area unit used in China, equals to approximately 667 square metres
“National Essential Drug List”	the National Essential Drug List (2018 version) (《國家基本藥物目錄(2018年版)》) promulgated by the NHC, as amended, supplemented or otherwise modified from time to time
“NCCN”	National Comprehensive Cancer Network
“NDA”	new drug application, a process required by a regulatory authority to approve a new drug for sale and marketing
“NDRC”	the National Development and Reform Commission of the PRC (中華人民共和國國家發展和改革委員會) (or its local authority, as applicable)

DEFINITIONS

“NHC”	National Health Commission of the PRC (中華人民共和國國家衛生健康委員會), formerly known as National Health and Family Planning Commission of the PRC (“ NHFPC ”) (中華人民共和國國家衛生和計劃生育委員會); references to NHC include NHFPC
“NMPA”	the National Medical Products Administration (國家藥品監督管理局), formerly known as China Food and Drug Administration (“ CFDA ”) (國家食品藥品監督管理總局) or State Food and Drug Administration (“ SFDA ”) (國家食品藥品監督管理局) or China’s Drug administration (“ CDA ”) (國家藥品監督管理局); references to NMPA include CFDA, SFDA and CDA
“North & South Brother (HK)”	North & South Brother International Investment H.K. Co. Limited (香港南北兄弟國際投資有限公司), a company established in Hong Kong on October 31, 1997 and an Independent Third Party
“North & South Brother Pharma”	North & South Brother Pharmacy Investment Company Limited (南北兄弟藥業投資有限公司), a company established in Hong Kong on October 31, 2006 and an Independent Third Party
“NPC”	the National People’s Congress of the PRC (中華人民共和國全國人民代表大會)
“NRDL”	China’s National Reimbursement Drug List, also known as Drugs Catalog for the National Basic Medical Insurance, Work-related Injury Insurance and Maternity Insurance (《國家基本醫療保險、工傷保險和生育保險藥品目錄》), which was published by MOHRSS, as amended, supplemented or otherwise modified from time to time
“Oseltamivir Phosphate Licensor”	F. Hoffmann-La Roche Ltd, an international pharmaceutical company based in Switzerland that holds the rights to certain patents relating to oseltamivir phosphate, an Independent Third Party
“OTC”	over the counter, drugs sold directly to a consumer without a prescription, as opposed to prescription drugs

DEFINITIONS

“PBOC”	People’s Bank of China (中國人民銀行), the central bank of the PRC
“PCT”	the Patent Cooperation Treaty, an international patent law treaty, concluded in 1970. It provides a unified procedure for filing patent applications to protect inventions in each of its contracting states. A patent application filed under the PCT is called an international application, or PCT application
“Poisons and Drugs Research Office”	Poisons and Drugs Research Office of the Medical Science Academy of the PRC People’s Liberation Army (中國人民解放軍軍事醫學科學院毒物藥物研究所)
“PRC GAAP”	generally accepted accounting principles of PRC
“Pre-Listing Investment”	investment made by the Pre-Listing Investors
“Pre-Listing Investors”	the investors as set out in the section headed “History, Development and Corporate Structure — Pre-Listing Investment — 5. Information about the Pre-Listing Investors” in this Listing Document
“PRC Laws”	any and all laws, regulations, statutes, rules, decrees, notices, and supreme court’s judicial interpretations as may be in force and publicly available in the PRC from time to time
“PRC Legal Advisor”	Jia Yuan Law Offices, our legal advisor as to PRC laws
“Pre-Conditions”	has the meaning given to it in the section headed “History, Development and Corporate Structure — Structure of the Introduction and the Privatization” in this Listing Document
“Privatization”	the privatization of HEC CJ Pharm by our Company by way of merger by absorption in accordance with the PRC Company Law and other applicable PRC laws as contemplated under the Merger Agreement and the voluntary withdrawal of the listing of the HEC CJ Pharm H Shares from the Stock Exchange pursuant to Rule 6.15(2) of the Listing Rules
“Privatization Proposal”	the proposal for the Privatization

DEFINITIONS

“province”	a province or, where the context requires, a provincial level autonomous region or municipality, under the direct supervision of the central government of the PRC
“R&D”	research and development
“RMB” or “Renminbi”	Renminbi, the lawful currency of the PRC
“Ruyuan HEC Enterprise Management”	Ruyuan Yao Autonomous County HEC Enterprise Management Co., Ltd.* (乳源瑤族自治縣東陽光企業管理有限公司), a company established in the PRC with limited liability on September 2, 2010
“Ruyuan HEC Industrial”	Ruyuan Yao Autonomous County HEC Industrial Development Co., Ltd.* (乳源瑤族自治縣東陽光實業發展有限公司), a company established in the PRC with limited liability on May 28, 2004 and one of our Controlling Shareholders
“Ruyuan HEC Pharma”	Ruyuan HEC Pharmaceutical Co., Ltd.* (乳源東陽光藥業有限公司), a company established in the PRC with limited liability on March 5, 2010 and indirectly controlled by Ms. Guo and Mr. Zhang
“Ruyuan Shuaicai Investment”	Ruyuan Yao Autonomous County Shuaicai Investment Service Partnership (L.P.)* (乳源瑤族自治縣帥才投資服務合夥企業(有限合夥)), a limited partnership established in the PRC on February 4, 2024 of which Mr. Zhang is the sole general partner and owns 90% interest therein and one of our Controlling Shareholders
“Ruyuan Xinjing Technology”	Ruyuan Yao Autonomous County Xinjing Technology Development Co., Ltd.* (乳源瑤族自治縣新京科技發展有限公司), a company established in the PRC with limited liability on June 26, 2001 and one of our Controlling Shareholders
“Ruyuan Yangzhiguang Aluminum”	Ruyuan Yangzhiguang Aluminum Development Co., Ltd.* (乳源陽之光鋁業發展有限公司), a company established in the PRC with limited liability on June 25, 1998

DEFINITIONS

“Ruyuan Yuneng Electric”	Ruyuan Yao Autonomous County Yuneng Electric Industrial Co., Ltd.* (乳源瑤族自治縣寓能電子實業有限公司), a company established in the PRC with limited liability on June 26, 2001 and one of our Controlling Shareholders
“SAFE”	State Administration of Foreign Exchange of the PRC (中華人民共和國國家外匯管理局)
“SAMR”	State Administration for Market Regulation of the PRC (中華人民共和國國家市場監督管理總局)
“SASAC”	the State-owned Assets Supervision and Administration Commission of the State Council (國務院國有資產監督管理委員會)
“SAT”	the State Taxation Administration of the PRC (中華人民共和國國家稅務總局)
“Securities and Futures Ordinance” or “SFO”	the Securities and Futures Ordinance (Chapter 571 of the Laws of Hong Kong) (as revised, supplemented or otherwise modified from time to time)
“SFC”	the Securities and Futures Commission of Hong Kong
“Shaoguan Xinyuneng Industrial”	Shaoguan Xinyuneng Industrial Investment Co., Ltd.* (韶關新寓能實業投資有限公司), a company established in the PRC with limited liability on November 9, 2016 and one of our Controlling Shareholders
“Share(s)”	ordinary share(s) in the share capital of our Company with a nominal value of RMB1.00 each, comprising Domestic Shares and H Shares
“Shareholder(s)”	holder(s) of our Share(s)
“Share Exchange”	exchange of the HEC CJ Pharm H Shares held by the Share Exchange Shareholders into the H Shares according to the Share Exchange Ratio and the terms of the Merger Agreement

DEFINITIONS

“Share Exchange HEC CJ Pharm H Share(s)”	the HEC CJ Pharm H Shares held by the Share Exchange Shareholders which will be exchanged into the H Shares according to the Share Exchange Ratio pursuant to the Share Exchange
“Share Exchange Ratio”	one HEC CJ Pharm H Share to exchange for 0.263614 H Share, meaning that our Company will issue 0.263614 H Share to exchange for one HEC CJ Pharm H Share
“Share Exchange Record Date”	the trading day of the Stock Exchange, expected to be on or about Monday, August 4, 2025, on which a list of the Share Exchange Shareholders who are eligible to participate in the Share Exchange and the number of HEC CJ Pharm H Shares held by such Share Exchange Shareholders will be confirmed
“Share Exchange Shareholder(s)”	the HEC CJ Pharm Shareholders who are registered on the register of members of HEC CJ Pharm on the Share Exchange Record Date (other than our Company or our subsidiaries (if any)) including the HEC CJ Pharm Shareholders who, on the Share Exchange Record Date, do not declare, only partially declare, are ineligible to declare or invalidly declare to exercise the right of the Dissenting Shareholders and any third party designated by HEC CJ Pharm which has acquired HEC CJ Pharm Shares held by the Dissenting Shareholder(s) (if any)
“Shenzhen HEC Industrial”	Shenzhen HEC Industrial Development Co., Ltd.* (深圳市東陽光實業發展有限公司), a company established in the PRC with limited liability on January 27, 1997 and one of our Controlling Shareholders
“Shenzhen HEC Industrial Group”	Shenzhen HEC Industrial and its subsidiaries (other than our Group)
“Shenzhen HEC Pharmaceutical”	Shenzhen HEC Pharmaceutical Co., Ltd.* (深圳市東陽光藥業有限公司), a company established in the PRC with limited liability on March 14, 2016 and one of our Controlling Shareholders
“Shenzhen HEC Testing”	Shenzhen HEC Testing Technology Co., Ltd.* (深圳市東陽光檢測技術有限公司), a company established in the PRC with limited liability on February 28, 2014 and a direct wholly-owned subsidiary of our Company

DEFINITIONS

“Shenzhen NewFoxon”	NewFoxon Xuebao No. 3 Private Securities Investment Fund* (紐富斯雪寶3號私募證券投資基金), a fund managed by Shenzhen NewFoxon Investment Co., Ltd.* (深圳紐富斯投資管理有限公司)
“SLP Concert Parties”	parties acting in concert with us in relation to HEC CJ Pharm under the Takeovers Code
“Sole Sponsor”	China International Capital Corporation Hong Kong Securities Limited
“Special Dividend”	subject to, the fulfillment (or waiver, as applicable) of all the Pre-Conditions and the Conditions, the proposed special dividend of HK\$1.50 per HEC CJ Pharm Share to be declared by HEC CJ Pharm payable in cash to HEC CJ Pharm Shareholders whose names appear on the register of members of HEC CJ Pharm on the Special Dividend Record Date other than our Company and our subsidiaries (if applicable)
“Special Dividend Record Date”	the record date for determining the entitlements of HEC CJ Pharm Shareholders to the proposed Special Dividend, which will be decided by the board of HEC CJ Pharm and announced by HEC CJ Pharm
“State Council”	State Council of the PRC (中華人民共和國國務院)
“subsidiary(ies)”	has the meaning ascribed to it in section 15 of the Companies Ordinance
“Supervisor(s)”	the supervisor(s) of our Company
“Suzhou Fenghe”	Suzhou Fenghe Yinghui Corporate Management Partnership (L.P.)* (蘇州豐禾盈輝企業管理合夥企業(有限合夥)), a limited partnership established in the PRC on December 20, 2024
“Takeovers Code”	the Code on Takeovers and Mergers issued by the SFC, as amended, supplemented or otherwise modified from time to time
“Track Record Period”	the three financial years ended December 31, 2022, 2023 and 2024

DEFINITIONS

“United States” or the “U.S.”	the United States of America, its territories and possessions, any State of the United States and the District of Columbia
“U.S. Securities Act”	The United States Securities Act of 1933, as amended
“US\$” or “US dollars” or “USD”	United States dollars, the lawful currency of the United States
“US HEC”	HEC Pharm USA, Inc., a corporation incorporated in the State of New Jersey on November 1, 2011 and an indirect wholly-owned subsidiary of our Company
“Yichang HEC Medical Technology”	Yichang HEC Medical Technology Promotion Service Co., Ltd.* (宜昌東陽光醫藥科技推廣服務有限公司), a company established in the PRC with limited liability on September 10, 2019 and an indirect non-wholly owned subsidiary of our Company
“Yichang HEC Medical”	Yichang HEC Medical Co., Ltd.* (宜昌東陽光醫藥有限公司), a company established in the PRC with limited liability on July 8, 2005 and an indirect non-wholly owned subsidiary of our Company
“Yichang HEC Medicine”	Yichang HEC Medicine Co., Ltd.* (宜昌東陽光藥業股份有限公司), a company established in the PRC with limited liability on January 12, 2004, a non wholly-owned subsidiary of Shenzhen HEC Industrial and one of our Controlling Shareholders
“Yichang HEC Pharmaceutical”	Yichang HEC Pharmaceutical Co., Ltd.* (宜昌東陽光製藥有限公司), a company established in the PRC with limited liability on February 28, 2018 and an indirect non-wholly owned subsidiary of our Company
“Yichang HEC Research”	Yichang HEC Research Co., Ltd.* (宜昌東陽光藥研發有限公司), a company established in the PRC with limited liability on December 12, 2014 and one of our Controlling Shareholders

DEFINITIONS

“Yidu HEC Industrial”	Yidu HEC Industrial Development Co., Ltd.* (宜都市東陽光實業發展有限公司), a company established in the PRC with limited liability on February 10, 2004, a non wholly-owned subsidiary of Shenzhen HEC Industrial and one of our Controlling Shareholders
“Yidu Fangwenwen”	Yidu Fangwenwen Equity Investment Limited (L.P.)* (宜都芳文文股權投資合夥企業(有限合夥)), a limited liability partnership established in the PRC on February 5, 2021 of which Dr. Zhang Yingjun is the sole general partner, and one of our employee incentive platforms
“Yidu Junjiafang”	Yidu Junjiafang Equity Investment Limited (L.P.)* (宜都俊佳芳股權投資合夥企業(有限合夥)), a limited liability partnership established in the PRC on October 30, 2020 of which Mr. Zhang is the sole general partner, and one of our Controlling Shareholders
“Yidu Shuaixinwei”	Yidu Shuaixinwei Equity Investment Limited (L.P.)* (宜都帥新偉股權投資合夥企業(有限合夥)), a limited liability partnership established in the PRC on October 30, 2020 of which Mr. Zhang is the sole general partner, and one of our Controlling Shareholders
“Yidu Yingwenfang”	Yidu Yingwenfang Equity Investment Limited (L.P.)* (宜都英文芳股權投資合夥企業(有限合夥)), a limited liability partnership established in the PRC on February 9, 2021 of which Dr. Zhang Yingjun is the sole general partner, and one of our employee incentive platforms
“Zhejiang HEC Health”	Zhejiang HEC Health Pharmaceutical Co. Ltd.* (浙江東陽光健康藥業有限公司), a company established in the PRC with limited liability on September 15, 2009, a wholly-owned subsidiary of Shenzhen HEC Industrial and one of our Controlling Shareholders
“%”	per cent

In this Listing Document, the terms “associate”, “close associate”, “connected person”, “core connected person”, “connected transaction”, “controlling shareholder” and “substantial shareholder” shall have the meanings given to such terms in the Hong Kong Listing Rules, unless the context otherwise requires.

DEFINITIONS

Certain amounts and percentage figures included in this Listing Document have been subject to rounding. Accordingly, figures shown as totals in certain tables may not be an arithmetic aggregation of the figures preceding them. Any discrepancies in any table or chart between the total shown and the sum of the amounts listed are due to rounding.

For ease of reference, in this Listing Document, “*” denotes translation of certain PRC established companies or entities, laws or regulations into English for identification purposes only. In the event of any inconsistency, the Chinese versions shall prevail.

GLOSSARY OF TECHNICAL TERMS

This glossary of technical terms contains terms used in this Listing Document as they relate to our business. As such, these terms and their meanings may not always correspond to standard industry meaning or usage of these terms.

“antibiotic(s)”	a substance produced by or derived from certain fungi, bacteria and other microorganisms, or produced by chemical processes that can destroy or inhibit the growth of other microorganisms; widely used in the prevention and treatment of infectious diseases
“acute myeloid leukemia” or “AML”	a cancer caused by an over-proliferation of myeloid blood cells, characterized by the rapid growth of large numbers of abnormal cells in the bone marrow and blood, which interfere with blood production
“AD” or “Alzheimer’s disease”	caused by the accumulation of abnormal protein structures in the brain, which leads to the death of brain cells and the shrinking of brain tissue, affecting patients’ memory and thinking skills
“ADC”	antibody drug conjugate, a class of biopharmaceutical drugs that comprise an antibody conjugated to a payload molecule, typically a cytotoxic agent, via a chemical linker
“API(s)”	active pharmaceutical ingredient (API) (or drug substance), any substance or mixture of substances intended to be used in the manufacture of a drug (medicinal) product and that, when used in the production of a drug, becomes an active ingredient of the drug product.
“bioequivalence”	the relationship between two preparations of the same drug in the same dosage form that have a similar bioavailability (rate and extent of availability)
“biosimilar”	a therapeutic biological product that is similar in quality, safety and efficacy to a reference drug approved for registration

GLOSSARY OF TECHNICAL TERMS

“blood glucose”	also referred to as blood sugar, the concentration of glucose in your blood, an indicator of diabetes monitoring
“Class I innovative (chemical/biological) drug” or “innovative (chemical/biological) drug”	innovative drug that has never been marketed worldwide, being API and its preparation that contain new compounds with clearly defined structure and pharmacological effects which is defined by Reform Plan for Registration Category of Chemical Medicine (《化學藥品註冊分類改革工作方案》) issued by NMPA on March 4, 2016; in other jurisdictions, this type of drug may be classified differently, such as new drug or other classifications, based on their respective regulatory frameworks
“Class II modified new (chemical) drug”	modified new drug that has never been marketed worldwide, being drugs that optimize their structure, dosage form, prescription process, administration route, and indication on the basis of known active ingredients which is defined by Reform Plan for Registration Category of Chemical Medicine (《化學藥品註冊分類改革工作方案》) issued by NMPA on March 4, 2016
“Class III chemical drug”	drugs produced domestically that mimic in-house research and development drugs already listed overseas but not yet listed domestically, having the same active ingredients, dosage forms, specifications, indications, administration routes, and dosage as reference preparations which is defined by Reform Plan for Registration Category of Chemical Medicine (《化學藥品註冊分類改革工作方案》) issued by NMPA on March 4, 2016
“Class III biological drug”	biological products that have been marketed in or outside China which is defined by Requirements for Registration Classification and Application Dossiers of Biological Products (《生物製品註冊分類及申報資料要求》) issued by NMPA on June 29, 2020

GLOSSARY OF TECHNICAL TERMS

“Class IV chemical drug”	drugs produced domestically that mimic domestically listed in-house research and development drugs, having the same active ingredients, dosage forms, specifications, indications, administration routes, and dosage as the reference formulation which is defined by Reform Plan for Registration Category of Chemical Medicine (《化學藥品註冊分類改革工作方案》) issued by NMPA on March 4, 2016
“cccDNA”	covalently closed circular DNA, a special DNA structure that arises during the propagation of some viruses in the cell nucleus and may remain permanently there
“chemotherapy”	treatment of non-specific usage of intracellular poisons to inhibit mitosis (cell division) or induce DNA damage
“CIA”	chemotherapy-induced anemia, a side effect of chemotherapy that can occur when chemotherapy drugs damage cells in the bone marrow that produce red blood cell
“cirrhosis”	a chronic disease of the liver marked by degeneration of cells, inflammation and fibrous thickening of tissue
“Class I hospital” or “primary hospital”	township or community hospitals designated as Class I hospitals by the hospital classification system of the National Health and Family Planning Commission (currently known as National Health Commission of the PRC (中華人民共和國國家衛生健康委員會)), whose primary focus is on preventive care, minimal health services, and rehabilitation
“Class II hospital” or “secondary hospital”	regional hospitals designated as Class II hospitals by the hospital classification system of the National Health and Family Planning Commission (currently known as the NHC), typically providing multiple communities with integrated healthcare services and undertaking certain academic and scientific research missions

GLOSSARY OF TECHNICAL TERMS

“Class III hospital” or “tertiary hospital”	largest regional hospitals with the highest standard in China designated as Class III hospitals by the hospital classification system of the National Health and Family Planning Commission (currently known as the NHC), typically providing high-quality professional healthcare services covering a wide geographic area and undertaking higher academic and scientific research initiatives
“CMC”	chemistry, manufacturing, and controls
“COPD”	chronic obstructive pulmonary disease, a progressive and often preventable lung disease characterized by long-term breathing problems and poor airflow due to conditions like chronic bronchitis and emphysema
“CR”	complete remission, the disappearance of all signs and symptoms of a disease, usually after treatment, indicating that the disease is no longer detectable
“CRc”	composite complete remission
“CRh”	complete remission with partial hematologic recovery
“CRO”	contract research organization, a contract research organization, who provides support to the pharmaceutical, biotechnology, and medical device industries in the form of research services outsourced on a contractual basis
“DAA”	direct-acting antiviral agent(s) or drug(s), drugs used to treat viral infections, especially hepatitis C, by directly targeting the virus and inhibiting its replication, significantly improving treatment effectiveness and shortening treatment duration
“DDP (Incoterms 2010)”	Delivered Duty Paid under the 2010 version of the Incoterms, an international trade term where the seller assumes responsibility for all costs, risks and obligations involved in delivering goods to the buyer’s designated location, including customs duties, taxes, and transport costs, until delivery is completed

GLOSSARY OF TECHNICAL TERMS

“DPP-4”	dipeptidyl peptidase-4, also known as adenosine deaminase complexing protein 2 or CD26 (cluster of differentiation 26) is a protein that, in humans, is encoded by the DPP4 gene
“diabetes”	a chronic disease marked by high blood sugar that occurs either when the pancreas does not produce enough insulin or when the body cannot effectively use the insulin it produces
“DNA”	deoxyribonucleic acid, a molecule that carries most of the genetic instructions used in the development, functioning and reproduction of all known living organisms and many viruses
“drug-drug interaction”	means the cumulative changes in a drug’s effect on the body when the drug is taken together with another drug. Drug-drug interaction can delay, decrease, or enhance absorption of either drug
“druggability”	the ability of a target to be therapeutically modulated by medicines
“Encofosbuvir” or “Encofosbuvir Tablets”	a Class I innovative anti-HCV drug candidate, previously known as “Yiqibuvir”
“ESCC” or “esophageal squamous cell carcinoma”	a high-mortality cancer with complex etiology and progression involving both genetic and environmental factors
“exposure-response (E-R) models”	exposure-response analysis refers to developing empirical models to characterize the relationship between drug exposure vs. drug response. Drug response can refer to biomarker changes, safety events, and clinical responses
“FGF21”	fibroblast growth factor 21, is a metabolic hormone primarily expressed in the liver. It acts on adipose, liver and pancreatic tissues to regulate glucose and lipid homeostasis as well as other metabolic processes

GLOSSARY OF TECHNICAL TERMS

“FLT3”	a transmembrane ligand-activated receptor tyrosine kinase that is normally expressed by hematopoietic stem or progenitor cells and plays an important role in the early stages of both myeloid and lymphoid lineage development
“FLT3 inhibitor”	a type of tyrosine kinase inhibitors, which inhibit the phosphorylation of FLT3 protein through the ATP binding site of the active region of the kinase, and then inhibit the relevant downstream growth signaling pathway, and play a therapeutic role
“FLT3-ITD”	FLT3 internal tandem duplication, a common mutation in AML and correlates with a poor prognosis and higher risk of relapse of AML patients. ITDs are in-frame mutations caused by duplication of various in length fragments encoding the JM domain of FLT3 receptor. The length of ITD insert can influence the clinical outcome in AML patients
“fusion protein”	proteins created through the joining of two or more genes by molecular engineering
“generic drug”	a drug that contains the same active ingredients as an original formulation and is comparable in dosage form, strength, quality, performance and intended use
“GCG”	glucagon, a peptide hormone produced by the alpha cells of the pancreas. It raises blood glucose by promoting glycogen breakdown and new glucose synthesis in the liver
“GCP”	good clinical practice, an international ethical and scientific quality standard for the performance of a clinical trial on medicinal products involving humans
“GIP”	dependent insulinotropic polypeptide. Secreted by intestinal K-cells upon food intake, especially carbs. It stimulates insulin release in a glucose-dependent way and affects lipid metabolism

GLOSSARY OF TECHNICAL TERMS

“GLP”	good laboratory practice, a quality system of management controls for research laboratories and organizations to try to ensure the uniformity, consistency, reliability, reproducibility, quality and integrity of chemical and pharmaceuticals non-clinical safety tests
“GLP-1”	glucagon-like peptide-1, an incretin hormone secreted by L-cells in the distal intestinal ileum and colon after eating
“GMP”	good manufacturing practice, a quality system enforced by relevant regulatory authorities to ensure that the products produced meet specific requirements for identity, strength, quality and purity
“granules”	a form in which medicines may be delivered for oral ingestion, produced by mixing extracted active medicinal ingredients with supplemental materials or powdered medicines which are formed into dry granules
“GSP”	good supply practice, guidelines and regulations from time to time issued pursuant to the Drug Administration Law of the PRC (《中華人民共和國藥品管理法》) to provide quality assurance and ensure that pharmaceutical distribution enterprises distribute pharmaceutical products in compliance with the guidelines and regulations
“head-to-head”	a trial designed to evaluate an investigational medicine compared to an existing standard of care
“HIF-PHD”	hypoxia inducible factors – prolyl hydroxylase domain proteins. Hypoxia inducible factors (HIFs) are central transcription factors in the hypoxia response and drive the expression of a vast number of survival genes in cancer cells and in cells in the tumor microenvironment. HIFs are tightly controlled by a class of oxygen sensors, the HIF-prolyl hydroxylase domain proteins (PHDs), which hydroxylate HIFs, thereby marking them for proteasomal degradation

GLOSSARY OF TECHNICAL TERMS

“HbA1c”	glycosylated hemoglobin, a form of hemoglobin that is chemically linked to a sugar. Most monosaccharides, including glucose, galactose and fructose, spontaneously bond with hemoglobin, when present in the bloodstream of humans
“HBcrAg”	hepatitis B core-related antigen, a soluble antigen that circulates in the blood
“HBsAg”	HBV surface antigens, a protein found on the surface of HBV
“hepatitis B”	an infectious disease affecting the liver, caused by the hepatitis B virus (HBV)
“hepatitis C”	an infectious disease affecting primarily the liver, caused by the hepatitis C virus (HCV)
“hERG”	hERG codes for a protein known as Kv11.1, the alpha subunit of a potassium ion channel. This ion channel is best known for its contribution to the electrical activity of the heart; the hERG channel mediates the repolarizing IKr current in the cardiac action potential, which helps coordinate the heart’s beating
“heuristic search”	a type of problem-solving algorithm that uses heuristic functions to guide the exploration of possible solutions. A heuristic function is an approximation or estimation used as a way to find better, more efficient solutions faster than exhaustive searches through all possible combinations
“hypertension”	a long-term medical condition in which blood pressure is persistently elevated
“hyperuricemia”	a level of uric acid in the blood that is abnormally high
“hypoglycemic”	a condition in which the blood sugar (glucose) level is lower than the standard range

GLOSSARY OF TECHNICAL TERMS

“in vitro”	Latin for “in glass” (usually performed in experimental glassware); studies in vitro are conducted using components of an organism that have been isolated from their usual biological surroundings, such as microorganisms, cells or biological molecules
“in vivo”	Latin for “within the living”; studies in vivo are those in which the effects of various biological entities are tested on whole, living organisms as opposed to a partial or dead organism
“IPF” or “idiopathic pulmonary fibrosis”	a chronic, progressive lung disease. This condition causes scar tissue (fibrosis) to build up in the lungs, which makes the lungs unable to transport oxygen into the bloodstream effectively
“inhibitor”	also known as retarding agent, a substance used to block or reduce the rate of chemical reaction, the same effect as a negative catalyst
“insulin”	a substance that the human body makes and uses to turn sugar into energy
“License in/License out”	the introduction or licensing of products or technologies
“mechanism of action”	the specific biochemical interaction through which a drug substance produces its pharmacological effect
“molecule”	an electrically neutral group of two or more atoms held together by chemical bonds
“monotherapy”	treatment of a condition by means of a single drug
“NASH”	non-alcoholic steatohepatitis, severe form of nonalcoholic fatty liver disease characterized by inflammation of the liver and damage to liver cells, which can lead to fibrosis (scarring) or cirrhosis
“Netanasvir Phosphate” or “Netanasvir Phosphate Capsules”	a Class I innovative anti-HCV drug candidate, previously known as “Antaitasvir Phosphate”

GLOSSARY OF TECHNICAL TERMS

“NS5A”	non-structural protein 5A, a zinc-binding and proline-rich hydrophilic phosphoprotein that plays a key role in HCV RNA replication
“NS5B”	non-structural protein 5B, an RNA polymerase
“NS3/4A”	a protease that plays an essential role in translation and polyprotein processing during the HCV viral replication process
“Ologliflozin” or “Ologliflozin Capsules”	a Class I innovative antidiabetic medication drug candidate, previously known as “Rongliflozin Pyroglutamate”
“orphan drug designation”	a designation granted by the FDA to a drug or biological product which prevents, diagnoses or treats a rare disease or condition, qualifying the sponsors for certain incentives
“pan-genotypic”	anti-viral activity against all genotypes; for hepatitis C, a pan-genotypic drug would effectively target genotypes 1 to 6
“pharmacology”	the science that deals with the origin, nature, chemistry, effects, and uses of drugs, including pharmacognosy, pharmacokinetics, pharmacodynamics, pharmacotherapeutics and toxicology
“Phase I clinical trial(s)”	phase I clinical trials aim to test the safety of a new drug candidate
“Phase II clinical trial(s)”	phase II clinical trials test the new drug candidate on a larger group of patients, to gather information about whether it works and how well it works in the short-term
“Phase III clinical trial(s)”	phase III clinical trials are for a new drug candidate that has already passed phases I and II which test the new drug candidate in larger groups of patients, and compare the new drug candidate against an existing treatment or a placebo to see if it works better in practice and if it has important side effects

GLOSSARY OF TECHNICAL TERMS

“placebo”	a substance or treatment with no active therapeutic effect, commonly used in clinical trials as the administered substance for the control group
“pneumonia”	an infection of one or more lungs which is usually caused by bacteria, viruses or fungi
“PPI”	proton pump inhibitors, a substance used to treat certain disorders of the stomach and intestines, such as heartburn and ulcers. Proton pump inhibitors block the actions of an enzyme in the stomach and reduce the amount of acid made in the stomach
“pre-clinical studies”	pre-clinical studies testing a drug candidate on nonhuman subjects, to gather efficacy, toxicity, pharmacokinetic and safety information and to decide whether a drug candidate is ready for clinical trials
“primary endpoint”	the main clinical event or result that is measured at a specified time of the study to see if the investigational treatment is effective
“PROTAC”	proteolysis targeting chimera, a molecule that induces selective intracellular proteolysis
“proteolysis”	the breakdown of proteins or peptides into amino acids by the action of enzymes
“QT interval”	the duration of ventricular electrical systole, a measurement made on an electrocardiogram used to assess some of the electrical properties of the heart
“receptor”	a protein molecule usually found on the surface of a cell that receives chemical signals from outside the cell
“ribavirin”	an anti-viral medication used to treat respiratory syncytial virus infection, hepatitis C and viral hemorrhagic fevers
“RLD”	reference listed drug, the approved drug product that the proposed generic drug is intended to duplicate

GLOSSARY OF TECHNICAL TERMS

“RNA”	ribonucleic acid, a polymeric molecule essential in various biological roles in coding, decoding, regulation and expression of genes
“SGLT-2”	sodium-glucose Cotransporter-2, a protein that facilitates glucose reabsorption in the kidney
“sildenafil”	a medication used to treat erectile dysfunction and pulmonary arterial hypertension
“SVR12”	sustained virologic response 12 weeks after treatment completion
“synthesis”	the production of chemical compounds by reaction from simpler materials
“tadalafil”	a medication used to treat erectile dysfunction, benign prostatic hyperplasia, and pulmonary arterial hypertension
“type 2 diabetes”	a form of diabetes characterized by high blood sugar, insulin resistance and relative lack of insulin
“TKD”	tyrosine kinase domain, a specific region within a protein that has the enzymatic activity to phosphorylate tyrosine residues on other proteins, playing a crucial role in cell signaling pathways that regulate various cellular processes such as growth, differentiation, and survival
“TLR8 agonist”	a type of molecule that activates Toll-like receptor 8 (TLR8), a protein mainly expressed in myeloid cells such as monocytes, macrophages, and neutrophils in the human body
“U.S. FDA” or “FDA”	the Food and Drugs Administration of the United States
“VBP” or “volume-based procurement”	a set of drug and medical device procurement regulations implemented in China which primarily regulate the drug and medical device procurements of public hospitals in China. The VBP aims to achieve a lower price of pharmaceuticals and medical devices center on medical products with mature, high-volume clinical usage and sufficient market competition through a competitive centralized bidding process for large-volume procurement. VBP has been rolled out at both national and provincial levels

FORWARD-LOOKING STATEMENTS

This Listing Document includes forward-looking statements. All statements other than statements of historical facts contained in this Listing Document, including, without limitation, those regarding our future financial position, our strategy, plans, objectives, goals, targets and future developments in the markets where we participate or are seeking to participate, and any statements preceded by, followed by or that include the words “believe,” “expect,” “estimate,” “predict,” “aim,” “intend,” “will,” “may,” “plan,” “consider,” “anticipate,” “seek,” “should,” “could,” “would,” “continue,” or similar expressions or the negative thereof, are forward-looking statements. These forward-looking statements involve known and unknown risks, uncertainties and other factors, some of which are beyond our control, which may cause our actual results, performance or achievements, or industry results, to be materially different from any future results, performance or achievements expressed or implied by the forward-looking statements. These forward-looking statements are based on numerous assumptions regarding our present and future business strategies and the environment in which we will operate in the future. Important factors that could cause our actual performance or achievements to differ materially from those in the forward-looking statements include, among others, the following:

- our business strategies and plans to achieve these strategies;
- future developments, trends and conditions in and competitive environment for the industries and markets in which we operate;
- general economic, political and business conditions in locations where we operate;
- our financial condition and performance;
- our capital expenditure plans;
- changes to the regulatory environment, policies, operating conditions of and general outlook in the industries and markets in which we operate;
- our expectations with respect to our ability to acquire and maintain regulatory licenses or permits;
- the amount and nature of, and potential for, future development of our business;
- the actions of and developments affecting our competitors; and
- the actions of and developments affecting our major customers and suppliers.

Additional factors that could cause actual performance or achievements to differ materially include, but are not limited to, those discussed under the section headed “Risk Factors” and elsewhere in this Listing Document. We caution you not to place undue reliance on these forward-looking statements, which reflect our management’s view only as at the date of this Listing Document. We undertake no obligation to update or revise any forward-looking statements, whether as a result of new information, future events or otherwise. Considering these risks, uncertainties and assumptions, the forward-looking events discussed in this Listing Document might not occur. All forward-looking statements contained in this Listing Document are qualified by reference to the cautionary statements set out in this section.

RISK FACTORS

You should carefully consider all of the information in this Listing Document, including the following risk factors before making any investment decision in relation to the H Shares. Our business, financial condition or results of operations could be materially and adversely affected by any of these risks. The market price of the H Shares could fall significantly due to any of these risks, and you may lose all or part of your investment.

We believe that there are certain risks involved in our operations, many of which are beyond our control. We have categorized these risks and uncertainties into: (i) risks relating to our business and industries; and (ii) risks relating to the Listing. Additional risks and uncertainties that are presently not known to us or not expressed or implied below or that we currently deem immaterial could also harm our business, financial condition and operating results. You should consider our business and prospects in light of the challenges we face, including the ones discussed in this section.

A. RISKS RELATING TO OUR BUSINESS AND INDUSTRIES

Our revenue and business prospects currently depend on Kewei (oseltamivir phosphate). If we are unable to maintain the sales volumes, pricing levels and profit margins of Kewei, our revenue and business prospects could be materially and adversely affected.

During the Track Record Period, sales of oseltamivir phosphate accounted for 81.2%, 86.9% and 64.2% of our revenue for the years ended December 31, 2022, 2023 and 2024, respectively. Most of the oseltamivir phosphate revenue was generated from Kewei (oseltamivir phosphate), our top-selling product. As our revenue has been, and we expect in the short to medium term will continue to be, concentrated on Kewei, our business will be susceptible to factors that may adversely affect Kewei, including incidence of seasonal flu outbreaks, seasonality of sales of Kewei, competition from other manufacturers of anti-viral drugs, prolonged outbreak of an epidemic illness, efficacy of Kewei, pricing level, sales volume, profit margin and production.

The sales of Kewei is significantly affected by flu incidence and pronounced seasonality patterns that may materially impact our financial performance and business operations. For example, our revenue decreased by 37.1% from RMB6,385.6 million in 2023 to RMB4,018.9 million in 2024 mainly due to the fact that our sales for Kewei decreased significantly in 2024 as compared to that of 2023. Such drop was in turn mainly caused by a decrease in flu incidence in China in 2024 as compared to the same period in 2023. In addition, Kewei is effective specifically against Type A and Type B influenza viruses, making it highly sought after during the winter-spring flu seasons in China (typically November through March), when influenza activity reaches its highest levels. Conversely, during periods of low influenza activity, particularly summer months (June through August), demand for Kewei experiences substantial declines, often resulting in significant reductions in our sales volume and revenue for this product. Kewei does not exhibit effectiveness against Types C and D influenza viruses,

RISK FACTORS

nor is its efficacy guaranteed for any new and potentially evolving influenza viruses that may emerge in the future. This limitation could impact the market position of Kewei, particularly if alternative drugs are proven to be more effective against such novel strains. The unpredictability of seasonal flu outbreaks in terms of timing, severity, duration, type, and geographic spread can vary significantly from year to year. A particularly mild flu season could result in substantially reduced demand for Kewei, potentially leaving us with excess inventory. As these factors are largely beyond our control and are difficult to predict with certainty, the potential fluctuations relating to Kewei's performance could materially impact our revenue and business prospects. In addition, any prolonged outbreak of epidemic illness may lead to large-scale travel restrictions, social-distancing measures and business closures which would significantly reduce the movement of people, resulting in a decline in the incidence of influenza which in turn could have a negative impact on our business. Furthermore, as oseltamivir phosphate is mostly effective when taken within 48 hours of the onset of flu symptoms, if a patient does not take oseltamivir phosphate during this period, the patient may choose to take other drugs instead of oseltamivir phosphate which may have a negative impact on the sales of our oseltamivir phosphate products.

In addition, the key patents relating to oseltamivir phosphate compound began to expire in August 2017, with the final key patent relating to oseltamivir phosphate synthetic process expired in March 2024. Since 2017, other pharmaceutical companies have been producing and selling oseltamivir phosphate capsule products by using different oseltamivir phosphate manufacturing processes. As a result, our oseltamivir phosphate capsule drug has been competing with other oseltamivir phosphate capsules produced by other pharmaceutical companies since 2017. We mainly sold two types of oseltamivir phosphate capsule products during the Track Record Period, namely (i) oseltamivir phosphate capsule under the brand Kewei with a revenue of RMB507.6 million, RMB684.9 million and RMB307.0 million for 2022, 2023 and 2024, respectively, representing 16.4%, 12.3% and 11.9% of our total revenue from oseltamivir phosphate products, respectively; and (ii) oseltamivir phosphate capsule under the brand Yangjiantai with a revenue of RMB4.7 million, RMB29.2 million and RMB87.7 million for 2022, 2023 and 2024, respectively, representing 0.1%, 0.5% and 3.4% of our total revenue from oseltamivir phosphate products, respectively. The patent relating to our oseltamivir phosphate granules will expire in April 2026, and there may be more competitors producing oseltamivir phosphate granules after the patent expiry. Our oseltamivir phosphate granule under the brand Kewei generated a revenue of RMB2,585.2 million, RMB4,824.6 million and RMB2,181.5 million for 2022, 2023 and 2024, respectively, representing 83.5%, 87.0% and 84.6% of our total revenue from oseltamivir phosphate products, respectively. The increased competition may have a negative impact on the sales of Kewei. Furthermore, the pricing of our oseltamivir phosphate products also has a significant impact on our financial performance. Our Kewei granules are included in provincial VBP schemes and Yangjiantai capsules are included in national VBP schemes. As a result, the relevant products included in the VBP schemes will be sold to the public medical institutions at the bid prices, which in part determine the prices at which we sell our products to our distributors. The centralized tender process can create pricing pressure among substitute products or products that are perceived to be substitute products. If there are more competitors participating in the centralized tender process, it will create pricing pressure on our Kewei granules. Our Kewei capsules has not been

RISK FACTORS

included in the provincial VBP. However, Kewei capsules, like many other drugs, must comply with the government's platforms approval and pricing policies stipulated by national and provincial-level healthcare security administrations to be eligible for the purchase by public hospitals through the government's platforms established by provincial-level healthcare security administrations. In addition, for our Kewei capsules, as there has not been any VBP schemes implemented on Kewei capsules, we cannot sell Kewei capsules to public hospitals through VBP schemes under normal situation and can only sell Kewei capsules to public hospitals outside of the VBP schemes. As a result, whether the public hospitals under or over purchase the amount of oseltamivir phosphate capsules they need in a given year will have a big impact on the sales of Kewei capsules. If there is no shortage of oseltamivir phosphate capsules in public hospitals, we will not be able to sell Kewei capsules to public hospitals which will have a material adverse impact on the sales of our Kewei capsules. Please see "Business — Product Pricing" for more details.

In addition to the above, changes in the price of APIs or other raw materials in the production of Kewei have affected and will continue to affect the profit margins of such products, which could cause our business, revenue and profitability to decline. For example, the gross margins of our anti-infective products in the Track Record Period were affected by cost of APIs. While we intend to continue to expand our product portfolio and diversify the sources of our revenue, there is no assurance that Kewei will not continue to contribute a significant portion of our revenue.

We operate in a highly-competitive environment, and we may not be able to compete effectively against our competitors selling competing drugs, which could subject us to the pressure of price reduction and adversely affect our operations, revenue and business prospects.

We operate in a highly-competitive environment, and we may not be able to compete effectively against competitors. Our inability to compete effectively could result in a decrease of our sales, reduction of the prices of our products and a loss of market share, any of which could have a material adverse effect on our results of operations and profit margins.

Our key competitors are large international and domestic manufacturers of pharmaceutical products. Our drugs primarily compete with drugs that are indicated for similar conditions as our drugs on the basis of efficacy, safety, price, brand, general market acceptance and recognition. Our competitors may be able to more quickly or more successfully discover, develop, acquire or market effective substitutes for our products.

In particular, as we were a market leader in terms of both sales volume and revenue derived from the sales of oseltamivir phosphate granules, holding over 99% of the market share of oseltamivir phosphate granules in China during the Track Record Period, we faced less pricing pressure (i) in the provinces where the provincial VBP schemes are implemented on Kewei granules, when submitting bids for provincial VBP schemes, or (ii) in the provinces where Kewei granules are not included in provincial VBP schemes, when obtaining price approvals from provincial-level healthcare security administrations at which our Kewei

RISK FACTORS

granules can be sold to the public hospitals in such provinces. However, the patent relating to our oseltamivir phosphate granules will expire in April 2026, and there may be more competitors producing oseltamivir phosphate granules after the patent expiry. If we fail to compete with our competitors and maintain a market-leading position for our Kewei granules, we may lose our bargaining power and face increased pricing pressure for our Kewei granules when we seek to have our Kewei granules included in provincial VBP schemes or obtaining pricing approval from provincial-level healthcare security administrations, which in turn, will have a material negative impact on our business performance and financial position.

In addition, our top-selling drug, Kewei, faces increasingly intense competition from other oseltamivir phosphate manufacturers and other types of anti-influenza drugs. The anti-influenza drug market in China is highly competitive, with over 120 pharmaceutical companies producing influenza medications. Increasingly intense competition from other types of anti-influenza drugs had negatively affected our revenue generated from oseltamivir phosphate products during the Track Record Period. According to Frost & Sullivan, peramivir and baloxavir marboxil, which accounted for 8.6% and 5.4% of the PRC's anti-influenza drug market in 2023, respectively, were able to increase their market shares to 12.4% and 10.8% in 2024, respectively while the market share of oseltamivir phosphate decreased from 78.0% to 70.3% in 2024. In addition, our competitors within the PRC oseltamivir phosphate market in China such as Company A and Company B also increased their market share from 16.3% and 3.9% in 2023 to 21.2% and 4.9% in 2024, respectively while the market share of our oseltamivir phosphate products decreased from 64.8% to 54.8%. If we failed to compete with other oseltamivir phosphate manufacturers and other types of anti-influenza drugs and maintain our market share, it will have a material negative impact on our business performance and financial position.

Furthermore, several pharmaceutical companies have commercialized flu vaccines and are devolving universal flu vaccines which may be more effective. The commercialization of such new vaccines with better efficacy may lower the flu incidence in future which may have a negative impact on the sales of our oseltamivir phosphate products.

We rely substantially on the success of our drug candidates, some of which are in pre-clinical or clinical development stage, as well as our ability to identify additional drug candidates. If we are unable to successfully identify new drug candidates, complete clinical development, obtain regulatory approval and commercialize our drug candidates, or experience significant delays in doing so, our business will be materially harmed.

Our business relies on the successful development, regulatory approval and commercialization of our pre-clinical or clinical stage drug candidates for the treatment of patients with cancer, diabetes, hepatitis or other targeted indications as well as new drug candidates we may identify and develop. We have invested a significant amount of effort and financial resources into the development of our existing drug candidates and into the research

RISK FACTORS

of new drug candidates. Clinical drug development involves a lengthy and expensive process with an uncertain outcome, and results of earlier studies and clinical trials may not be predictive of future trial results. The success of our drug candidates depends on a number of factors, including:

- successful enrollment of patients in, and completion of, clinical trials, as well as completion of pre-clinical studies;
- obtaining sufficient supplies of any competing drug product that may be necessary for use in clinical trials for evaluation of our drug candidates;
- favorable safety and efficacy data from our clinical trials and other studies;
- successful identification of potential product candidates based on our research or business development methodology or search criteria and process;
- sufficient resources to acquire or discover additional drug candidates;
- receipt of regulatory approvals;
- establishing commercial manufacturing capabilities, either by building facilities ourselves or making arrangements with third-party manufacturers;
- in relation to CROs or other third parties, whether their performance of their duties to us is (i) compliant with our protocols and applicable laws and (ii) able to protect the integrity of all resulting data;
- obtaining and maintaining patent, trade secret and other intellectual property protections and regulatory exclusivity for our drug candidates;
- ensuring we do not infringe, misappropriate or otherwise violate the patents, trade secrets or other intellectual property rights of third parties;
- successfully launching commercial sales of our drug candidates, if and when approved;
- competition with other products; and
- maintaining an acceptable safety profile of our drug candidates following regulatory approval.

If we fail to achieve one or more of these factors in a timely manner or at all, we may experience significant delays in our ability to develop, obtain approval for and commercialize our drug candidates. Such delays could materially harm our business and our ability to generate sufficient revenue and cash flow to sustain our operations.

RISK FACTORS

If we fail to maintain an effective distribution network for our pharmaceutical products, our business may be adversely affected.

We sell our products primarily to GSP-certified third-party offline distributors. As at December 31, 2024, we had relationships with 610 third-party distributors within the PRC. Our ability to maintain and grow our business will depend on our ability to access a distribution network that timely delivers our products to the PRC and overseas markets. However, we only have limited control over our distributors and cannot guarantee that they will distribute our products in a manner that we deem satisfactory. In addition, our distributors may engage sub-distributors. We have limited control over these sub-distributors as we do not enter into contract with the sub-distributors. It is difficult to monitor their compliance with regulatory requirements and business practices. Non-compliance by any of our sub-distributors under applicable regulations may adversely affect the sales and distribution of our products.

Furthermore, we may be exposed to the risks of fraud or other misconduct committed by our distributors or sub-distributors, over whom we have no direct control. Fraud or other misconduct by our distributors or sub-distributors may involve engaging in kick-backs, bribery or other unlawful payments. In any such event, we could, as a result, incur liability to our downstream customers for fraud or misconduct committed by such distributor or sub-distributors. Any claims could subject us to costly litigation and impose a significant strain on our financial resources and attention of management personnel regardless of whether the claims have merit, any of which could result in complaints from our downstream customers, regulatory and legal liabilities, as well as serious harm to our reputation.

Moreover, we typically enter into distribution agreements with our general distributors for a term of one year and with our pharmacy distributors for a term of three years. We need to continually renew distribution agreements with our distributors in order to maintain our distribution network. Our distributors might elect not to renew their agreements with us or otherwise terminate their business relationship with us for different reasons, for example, if certain factors limit the profit margins that such distributors can obtain through the resale of our pharmaceutical product to hospitals, medical institutions and sub-distributors. Our business prospects may be adversely affected if we lose our relationships with our existing distributors or otherwise fail to maintain or expand our distribution network effectively.

In addition, as one of the measures of the PRC healthcare system reform, the State Council together with seven other central government departments (including the NHC and the NMPA) jointly issued the Circular on Issuing the Implementing Opinions on Carrying out the Two-invoice System for Drug Procurement among Public Medical Institutions (for Trial Implementation) (《印發關於在公立醫療機構藥品採購中推行「兩票制」的實施意見(試行)的通知》) (the “**Circular**”) on December 26, 2016. Please refer to the paragraphs headed “Regulatory Environment — Principal Regulatory Provisions — Laws and Regulations on Drug Supply — Two-invoice System.” The “Two-Invoice System” refers to one invoice between the pharmaceutical manufacturer and the pharmaceutical distributor, and one invoice between the pharmaceutical distributor and the hospital, and thereby only allows a single level of distributor for the sale of pharmaceutical products from the pharmaceutical manufacturer to

RISK FACTORS

the hospital. According to the Circular, two-invoice system will be promoted in pilot provinces (autonomous regions and municipalities directly under the Central Government) involved in the comprehensive medical reform program and pilot cities for public hospital reform on a priority basis, while other regions are encouraged to implement such system, so that such system can be promoted in full swing nationwide in 2018. To meet this requirement, many drug manufacturers have reduced the tiers of distributors, or converted drug distributors into contracted service organizations. As a result, the system significantly limits the options for companies like us to use multiple tiers of distributors to reach a larger geographic area. The reduction in distribution tiers resulted in a decrease in distribution mark-ups and an accompanying reduction in prices paid by public hospitals. The pharmaceutical manufacturers and pharmaceutical distributors who fail to comply with the requirements of the “two-invoice system”, may lose their qualification to participate in the bidding and procurement process of public hospitals as well as to win bids and distribute drugs to public hospitals. In addition, the relevant pharmaceutical manufacturers and pharmaceutical distributors will also have a bad record of drug sales. Alterations to this regulatory framework or its enforcement could lead to unforeseen challenges, such as increased compliance requirements or adjustments in our business processes.

We incurred losses in certain years during the Track Record Period and recorded significant revenue drop for the first quarter of 2025 as compared with the first quarter of 2024, and there may be uncertainty about the business prospects in the future.

We are a pharmaceutical company. Investment in pharmaceutical product development is highly speculative because it entails substantial upfront capital expenditure and significant risk that a drug candidate may fail to gain regulatory approval or become commercially viable. We will be susceptible to factors that may adversely affect our marketed products including sales volume, lower incidence of seasonal flu outbreaks, pricing level, profit margin and production. We have incurred and may continue to incur significant development and other expenses related to our ongoing operations. We reported loss for the year of RMB1,415.9 million, for the year ended December 31, 2022. Although our loss for the years decreased during the Track Record Period and we reported profit for the year of RMB1,013.9 million and RMB24.8 million for the year ended December 31, 2023 and 2024, there may be uncertainty about the business prospects in the future as we:

- continue our development and commence clinical trials of our drug candidates;
- seek regulatory approvals for our drug candidates throughout the research and development and clinical trial stages;
- commercialize any of our drug candidates for which we may obtain marketing approval;
- maintain and expand our manufacturing facilities;

RISK FACTORS

- continue to build up clinical, operational, financial, manufacturing and scientific personnel;
- establish and expand our sales, marketing and commercialization infrastructure and workforce and maintain our sales network for any products that obtain regulatory approval;
- seek to identify additional drug candidates;
- address any competing technological and marketing developments, including new products developed by competitors;
- obtain, maintain, expand and protect our intellectual property portfolio;
- may experience an increase in the amount of loss allowance in respect of our trade and bills receivables;
- enforce and defend intellectual property-related claims; and
- acquire or in-license other intellectual property, drug candidates and technologies.

The likelihood and size of our future net losses will depend, in part, on the rate of growth of our expenses and our ability to successfully commercialize and generate revenue from sales of our drug candidates, which will be adversely affected if any of our drug candidates fail, for any reason, before commercialization. To remain profitable, we must develop and eventually commercialize drug candidates with significant market potential. This will require us to succeed in a range of challenging activities, including completing pre-clinical testing and clinical trials of our drug candidates, obtaining regulatory (such as IND, NDA/BLA) and marketing approval for these drug candidates, manufacturing, marketing and selling those drug candidates and satisfying any post-marketing requirements. If we are unable to achieve sufficient market acceptance or favorable pricing for our drug candidates, it could impact our ability to generate revenue and become profitable as well as our prospects of generating sufficient cash to fund the development of our other pipeline projects.

We cannot guarantee that we will succeed in any or all of these activities and, even if we do, we may not generate sufficient revenue to break even or achieve profitability. We may encounter unforeseen expenses, difficulties, complications, delays and other unknown factors that may adversely affect our business. Even if we remain profitable in the near future, we may not be able to sustain profitability in subsequent periods. In addition, our revenue for the first quarter of 2025 decreased by 40.7% as compared with the first quarter of 2024 which in turn had a greater adverse impact on our profitability in the first quarter of 2025. Such decrease in revenue may have a negative impact on our gross profit and net profit. Please see “Summary — Recent Development — Update on Our Financial Performance for the First Quarter of 2025”

RISK FACTORS

for details. Our failure to remain profitable may adversely affect the value of the Company and impair our ability to raise capital, maintain our research and development efforts, expand our business or continue our operations.

Our future success depends on our ability to retain key executives and to attract, retain and motivate qualified personnel.

We are highly dependent on the expertise of principal members of our management and scientific teams. See “*Directors, Supervisors and Senior Management*” in this Listing Document for further details of the expertise and experience of our key management. We do not maintain “key person” insurance for any of our executives or other employees.

Our success also depends on our continued ability to attract, retain and motivate highly qualified employees, in particular technical employees as well as manufacturing and sales personnel. We also engage consultants and advisors, including scientific and clinical advisors, to assist us in formulating our discovery, clinical development and commercialization strategies. The loss of the services of one or more of our key executives, senior management, technical, manufacturing and sales personnel or third-party consultants or advisors could delay or prevent the successful development and commercialization of our existing and future drug candidates and materially harm our ability to successfully implement our business strategies.

Furthermore, replacing executive officers, key employees or consultants may be difficult and take more time because the pool of qualified individuals is very small and the competition for them is fierce. We may be unable to hire, train, retain or motivate these key personnel or consultants on acceptable terms given the competition among numerous pharmaceutical and biotechnology companies for similar personnel.

We may also face competition for the hiring of scientific and clinical personnel from universities and research institutions. In addition, our consultants and advisors may have commitments under consulting or advisory contracts with entities other than us that limit the scope of services they can provide to us.

If we are unable to win bids through the centralized tender processes conducted by PRC authorities, we will lose market share and our revenue and profitability may be adversely affected.

A number of the products we sell to our distributors are on-sold to public hospitals owned or controlled by government authorities in the PRC. For details on our major products which are included in the VBP scheme, please refer to “Summary — Our Products and Product Candidates — Our Existing Product Portfolio”. Each public medical institution owned by the government at the county level or higher or owned by state-owned enterprises, including state-controlled enterprises, must purchase substantially all their pharmaceutical products through a centralized tender process. We submit bids in a tender process to supply our products to these institutions at fixed prices. Our bids are generally considered on the basis of prices relative to substitute products and their clinical effectiveness, as well as the quality of our

RISK FACTORS

products. If we are successful in winning bids in a centralized tender process, the relevant products will be sold to public hospitals at bid prices, which will partly determine the prices at which we can sell our products to our distributors.

The centralized tender process can create pricing pressure among substitute products or products that are perceived to be substitute products. Our sales volumes and profitability depends on our ability to successfully differentiate our products and price our bids in a manner that enable us to succeed in the centralized tender processes at profitable levels. If we are unable to differentiate our products or are otherwise unsuccessful in winning future bids in the centralized tender processes at profitable levels, we will lose revenue that would have otherwise been realized through the sale of products to the relevant PRC public hospitals.

We may fail to win bids in a centralized tender process due to various factors, including reduced demand for the relevant product, uncompetitive bidding price, the relevant product being perceived to be less clinically effective than competing products, or our services or other aspects of our operations being perceived to be less competitive. If our products are not selected in the centralized tender processes in one or more regions, we will be unable to sell the relevant products to public hospitals in those regions. This could materially and adversely affect our market share, revenue and profitability.

All material aspects of the research, development, manufacturing and commercialization of our drug candidates are heavily regulated and are subject to change, which may affect our operations, revenue and profitability or impose additional compliance burdens on us.

All jurisdictions in which we intend to develop and commercialize our drug candidates regulate these activities in great depth and detail. The pharmaceutical and biopharmaceutical industries in these jurisdictions are subject to comprehensive government regulation and supervision, in particular, regulation of the development, approval, manufacturing, marketing, sales and distribution of products. However, there are differences in the regulatory regimes that make for a more complex and costly regulatory compliance burden for a company like us that plans to operate in each of these regions.

The process of obtaining regulatory approvals and maintaining compliance with appropriate laws and regulations requires the expenditure of substantial time and financial resources. Any recently enacted and future legislations may increase the difficulty and cost for us to obtain regulatory approval of, and commercialize, our drug candidates, and affect the prices we may obtain. Changes in government regulations or in practices relating to the pharmaceutical and biopharmaceutical industries, such as a relaxation in regulatory requirements or the introduction of simplified approval procedures which would lower the entry barrier for potential competitors, or an increase in regulatory requirements which may increase the difficulty for us to satisfy such requirements, may have a material adverse impact on our business, financial condition, results of operations, and prospects. In addition, we are subject to scheduled or unscheduled periodic inspections of our facilities to monitor our regulatory compliance. During the Track Record Period, we passed all the inspections and obtained clearance in relation to discovery and development of our drug candidates from the

RISK FACTORS

regulatory authorities in all material respects. However, we cannot assure you that we will be able to do so going forward. Assessment and ultimate decision regarding these regulatory approvals, clearance and inspection are subject to the discretion of the relevant authority, which means that even if we meet all necessary requirements, there is no guarantee that we will obtain or renew such approvals in a timely manner. Failure to obtain or maintain the regulatory approvals in the jurisdictions we operate or target to operate in the future at any time during the drug development process or approval process, or after approval, may subject us to administrative or judicial sanctions. These sanctions could include, but are not limited to, a regulator's refusal to approve pending applications, withdrawal of an approval, license revocation, a clinical hold, voluntary or mandatory product recalls, product seizures, total or partial suspension of production or distribution, injunctions, fines, refusals of government contracts, restitution, disgorgement or civil or criminal penalties. Any occurrence of the foregoing could therefore materially adversely affect our business, financial condition, results of operations and prospects.

For example, pursuant to the Opinions on Conducting the Consistency Evaluation for the Quality and Efficacy of Generic Drugs issued by the General Office of the State Council (《國務院辦公廳關於開展仿製藥質量 and 療效一致性評價的意見》) promulgated on February 6, 2016 and the Opinions of Relevant Matters Concerning Implementing the Opinions on Conducting the Consistency Evaluation for the Quality and Efficacy of Generic Drugs issued by the NMPA (《關於落實〈國務院辦公廳關於開展仿製藥質量 and 療效一致性評價的意見〉的有關事項的意見》), promulgated on May 25, 2016, generic drugs approved for marketing before the implementation of the new registration classification of chemical drugs, including domestic generic drugs, imported generic drugs and the indigenous varieties of the originally developed drugs, shall carry out consistency evaluation. In principle, the consistency evaluation should be completed before the end of 2018 for the oral solid preparations of generic chemicals approved for sale before October 1, 2007 listed in the National Essential Drug List (2012 version) (《國家基本藥物目錄(2012年版)》). For any other generic drugs approved for marketing before the implementation of the new classification of registration of chemical drugs, after a drug produced by a pharmaceutical enterprise passes the consistency evaluation, other pharmaceutical enterprises shall, in theory, complete the consistency evaluation for their identical drugs within three years; no registration will be granted in case of failure to do so as required within the prescribed time limit.

Pursuant to the Circular on Relevant Matters Concerning Consistency Evaluation for Quality and Curative Effect of Generic Drugs (《關於仿製藥質量 and 療效一致性評價有關事項的公告》) further promulgated by NMPA on December 28, 2018, the time limit for evaluation of the varieties included in the National Essential Drug List (2018 version) (《國家基本藥物目錄(2018年版)》) will no longer be set uniformly. For generic drugs, including essential drug varieties, approved for listing before the implementation of new registration and classification of chemical drugs, after the first variety has passed the consistency evaluation, the same variety of other drug manufacturers should, in theory, complete the consistency evaluation within three years. If it is not completed within the time limit, the enterprise may apply to the local

RISK FACTORS

provincial drug regulatory authority for an extension of the evaluation if it is deemed to be clinically necessary and in short supply in the market. If the registration is not completed within the prescribed time limit, it shall not be re-registered.

For example, several of our products have yet to pass the consistency evaluation. Substantial uncertainty persists regarding both the substantive and procedural requirements of the evaluation process. This includes ambiguities in the interpretation of the pertinent written requirements and procedures, as well as associated costs, particularly those incurred in conducting consistency evaluations. If we fail to complete the evaluation for our generic drugs, we may not be able to re-register such drugs for sale, or participate in the centralized tender process. If we fail to complete the bioequivalence test study, we may fail to obtain generic drugs approval, as a result of which, we cannot commence production and sale of the relevant drugs. All of these may materially and adversely affect our business, financial condition, results of operations and prospects. Please see “Regulatory Environment — Laws and Regulations on Drugs — Registration of Generic Drugs” for more details.

Our failure to obtain or renew certain approvals, licences, permits and certificates required for our business may materially and adversely affect us.

We are required to obtain and maintain various approvals, licences, permits and certificates from relevant authorities to operate our business. Please see “Business — Permits, Licenses and Certifications.” In addition, some of these approvals, permits, licences and certificates are subject to periodic renewal and/or reassessment by the relevant authorities, and the standards of such renewal and/or reassessment may change from time to time. We cannot assure you that we will be able to successfully procure such renewals and/or reassessment when due, and any failure to do so could severely disrupt our business.

Furthermore, if the interpretation or implementation of existing laws and regulations changes or new regulations come into effect requiring us to obtain any additional approvals, permits, licences or certificates that were previously not required to operate our existing businesses, we cannot assure you that we will successfully obtain them, which in turn could restrict our scope of permitted business activities and constrain our drug development and revenue generation capability.

The market opportunities for our drug candidates in pipeline may be smaller than we anticipate, which could render some drug pipelines ultimately unprofitable even if commercialized.

We estimate the incidence and prevalence of target patient populations for particular diseases based on various third-party sources, such as scientific literature, surveys of clinics, patient foundations or market research, as well as internally generated analysis, and we use such estimates in making decisions regarding our drug development strategy, including determining which pipelines to focus our limited resources on in pre-clinical or clinical trials. These estimates may be inaccurate or based on imprecise data. The addressable market opportunity will depend on, among other things, acceptance of the drug by the medical

RISK FACTORS

community, patient access, drug pricing and reimbursement. The number of patients in the addressable market may turn out to be lower than expected, patients may not be amenable to treatment with our drugs, or new patients may become increasingly difficult to identify.

Furthermore, new studies may change the estimated incidence or prevalence of the indications that are targeted by our drug pipelines, including but not limited to infectious diseases, oncology, NASH, diabetes, respiratory and neuropsychiatric diseases pipelines, and the number of addressable patients for our drug pipelines in any case may turn out to be lower than expected. In such cases, even if we obtain significant market share for our drug pipelines, given how small the potential target populations are, we may never achieve profitability without obtaining regulatory approval for additional indications. Any of the above unfavorable developments could have a material adverse effect on our business, financial condition and results of operations.

We have entered into collaboration arrangements and licensing agreements for the development and commercialization of our product candidates, and may continue to form or seek such arrangement in the future, even though we may not realize the benefit of it. Disputes may arise between us and our partners, which could adversely affect our business operations and financial condition.

As an important component of our research and development model, we have entered into collaboration and licensing arrangements with leading domestic and international pharmaceutical companies and biotechnology companies regarding our co-development, in-license and/or out-license initiatives. Please see “Business — Research and Development — Collaboration and Licensing Agreements” in this Listing Document for further information on those collaboration arrangements. We may form or seek strategic alliances, create joint ventures or collaborations, or enter into additional licensing arrangements with third parties whom we believe will complement or expand our development and commercialization efforts with respect to our drug candidates and any future drug candidates that we may develop. Any of these relationships may require us to incur non-recurring and other charges, increase our short- and long-term expenditure, issue securities that dilute existing shareholdings, or disrupt our management and business.

We have limited experience in developing new pharmaceutical products for overseas markets, including the United States, which can be significantly more costly and time consuming than for the PRC market. As a result, we have sought co-development partners to assist us with regulatory requirements and to share costs associated with clinical trials or other aspects of product development. For example, we and one of our business partners are carrying out research and development collaborations in relation to certain chronic diseases.

Our strategic collaboration with collaboration partners involves numerous risks. We may not achieve the revenue and cost synergies expected from the transaction. These synergies are inherently unpredictable, and are subject to significant business, economic and competitive uncertainties and contingencies, many of which are difficult to predict and are beyond our control. If we achieve the expected benefits, they may not be achieved within the anticipated

RISK FACTORS

time frame. In addition, the synergies from our collaboration with collaboration partners may be offset by other costs incurred in collaborating with collaboration partners, increases in other expenses, operating losses or problems in the business which are unrelated to our collaboration with collaboration partners. Disputes may arise between us and our current or future collaboration partners. For example, our collaboration partners may refuse to pay or may be unable to settle the licensing fee. Such disputes may cause delay or termination of the research, development or commercialization of our drug candidates, or may result in costly litigation or arbitration that diverts management attention and resources. As a result, there can be no assurance that these synergies will be achieved.

We face significant competition in seeking appropriate strategic partners and the negotiation process is time-consuming and complex. Moreover, we may not be successful in our efforts to establish a strategic partnership or other alternative arrangements for our drug candidates because they may be deemed to be at too early of a stage of development for collaborative effort and third parties may not view our drug candidates as having the requisite potential to demonstrate safety and efficacy or commercial viability. If and when we collaborate with a third party for development and commercialization of a drug candidate, we can expect to relinquish some or all of the control over the future success of that drug candidate to the third party. The milestone payments that we expect to receive under the collaboration and/or license agreement are usually contingent on the achievement of certain development or commercial milestones, and failure to achieve such milestones means that we will not be able to receive these payments. Milestone payments may account for a substantial part of the total amount of the payments that we expect to receive under these agreements.

We face substantial competition, which may result in others discovering, developing or commercializing competing drugs before or more successfully than we do.

The development and commercialization of new drugs is highly competitive. We face competition from major pharmaceutical companies, specialty pharmaceutical companies and biotechnology companies worldwide who may have significantly greater financial resources and expertise as well as from small and early-stage companies who collaborate with large and established companies in research and development activities. Mergers and acquisitions in the pharmaceutical and biotechnology industries may result in even more resources being concentrated among a smaller number of our competitors. A number of large pharmaceutical and biotechnology companies are currently marketing and selling drugs or pursuing the development of drugs for the treatment of infectious diseases, oncology, NASH, diabetes, respiratory and neuropsychiatric diseases for which we are commercializing our drugs or developing our drug candidates. We also face potential competitions from academic institutions, government agencies and other public and private research organizations who conduct research, seek patent protection and establish collaborative arrangements for research, development, manufacturing and commercialization.

RISK FACTORS

Our ability to commercialize our drug candidates could be materially harmed if our competitors develop and commercialize drugs that are safer, more effective, cheaper or have fewer or less severe side effects compared to our own drug candidates. If our competitors manage to obtain approval from the FDA, NMPA, EMA or other comparable regulatory authorities for their drugs and enter into the relevant market ahead of us, we may experience a second mover disadvantage or a delay in our regulatory approval.

Other pharmaceutical companies in the past manufactured and sold products which compete with some of our major products and may continue to do so in the future when the patents of those major products that we are licensed to or own expire. It may erode our market share in the PRC for our major products, which may materially and adversely affect our future sales revenue and profit of such products.

Our current and potential competitors also compete with us in recruiting and retaining qualified scientific and management personnel, establishing clinical trial sites and patient registration for clinical trials, as well as in acquiring technologies complementary to, or necessary for, our programs.

We are subject to stringent privacy laws, information security policies and contractual obligations related to data privacy and security, and we may be exposed to risks related to our management of the medical data of subjects enrolled in our clinical trials and other personal or sensitive information.

Data protection and privacy laws and regulations generally require clinical trial sponsors and operators and their personnel to protect the privacy of their enrolled subjects and prohibit unauthorized disclosure of personal information. If such institutions or personnel divulge the subjects' private or medical records without their consent, they will be held liable for damage caused thereby. We receive, collect, generate, store, process, transmit and maintain medical data treatment records and other clinical details of the subjects enrolled in our clinical trials. As such, we are subject to the relevant local, national and international data protection and privacy laws, directives regulations and standards that apply to the collection, use, retention, protection, disclosure, transfer and other processing of personal data in the various jurisdictions in which we operate and conduct our clinical trials, as well as contractual obligations. As of the Latest Practicable Date, we are primarily subject to numerous PRC laws, Hong Kong laws, EU laws and U.S. federal and state laws governing data protection and privacy.

In recent years, the PRC authorities have promulgated certain laws and regulations in respect of information security, data collection and privacy protection regulations in the PRC, including the Cybersecurity Law of the PRC (中華人民共和國網絡安全法), the Provisions on Protection of Personal Information of Telecommunication and Internet Users (電信和互聯網用戶個人信息保護規定), the Cybersecurity Review Measures (網絡安全審查辦法), the Data Security Law of the PRC (中華人民共和國數據安全法) which became effective from September 1, 2021, the Personal Information Protection Law of the PRC (中華人民共和國個人信息保護法) which became effective from November 1, 2021, and the Measures for the

RISK FACTORS

Security Assessment of Outbound Data Transfer (數據出境安全評估辦法) which became effective from September 1, 2022. Under the Personal Information Protection Law of the PRC, in case of any personal information processing, such individual prior consent shall be obtained, unless the Law indicates otherwise. Further, any data processing activities, that are in relation to the sensitive personal information such as biometrics, medical health and personal information of teenagers under fourteen years old, are not allowed, unless such activities have a specific purpose, are highly necessary and strictly protective measures have been taken. We are not a critical information infrastructure operator and are not an internet platform operator which holds the personal information of more than 1 million users. As of the Latest Practicable Date, we have not received any written or oral notification from the competent authorities or supervisory authorities which have determined that we constituted a critical information infrastructure operator, or that our business operations in all aspects (including but not limited to data processing activities) affect or may affect national security. In addition, the listing in Hong Kong does not fall within the context of “overseas” listing under the Cybersecurity Review Measures of the People’s Republic of China (中華人民共和國網路安全審查辦法). Based on the foregoing, and as advised by our PRC Legal Advisor, we do not fall under the circumstances requiring a cybersecurity review under the Cybersecurity Review Measures of the People’s Republic of China (中華人民共和國網路安全審查辦法).

In addition, certain industry-specific laws and regulations affect the collection and transfer of data in China. The Regulations on the Administration of Human Genetic Resources of the PRC (中華人民共和國人類遺傳資源管理條例), or the HGR Regulation, was promulgated by the State Council in May 2019 and came into effect in July 2019. It stipulates that Foreign Entities, individuals, and the entities established or actually controlled by Foreign Entities or individuals are forbidden to collect, preserve and export China’s human genetic resources. On May 26, 2023, the Ministry of Science and Technology of China promulgated the Implementation Rules for the Administrative Regulation on Human Genetic Resources (《人類遺傳資源管理條例實施細則》), or the Implementation Rules for HGR, which came into effect on July 1, 2023. The Implementation Rules for HGR further clarify the criteria to constitute a Foreign Entity, which shall include (i) any foreign organization or individual that holds directly or indirectly more than 50% of the shares, equity interests, voting rights, property shares or other interests in the institution, (ii) any foreign organization or individual that is able to dominate or have material effect on the decision-making or management of the institution through its voting right or other interests, although the shares, equity interests, voting rights, property share or other interests it directly or indirectly holds in the institution is less than 50%, (iii) any foreign organization or individual that is able to dominate or have material effect on the decision-making or management of the institution through investment relationship, contract or other arrangement; and (iv) other situations stipulated by laws, regulations and rules. Currently, we do not fall into the definition of the Foreign Entity under the Implementation Rules for HGR, but we cannot assure you that we will not be defined as a Foreign Entity in the future. We may only be permitted to utilize and be provided with China’s human genetic resources after satisfying all requirements under the HGR Regulation and other applicable laws if we were regarded as a Foreign Entity. This could potentially cause delays in our ability to access and utilize these resources in a timely manner.

RISK FACTORS

In October 2020, the SCNPC promulgated the Biosecurity Law of the PRC, which became effective in April 2021. The Biosecurity Law of the PRC (中華人民共和國生物安全法) reaffirms the regulatory requirements stipulated by the HGR Regulation while potentially increasing the administrative sanctions where China's human genetic resources are collected, preserved, exported or used in international cooperation in violation of applicable laws. As a result, we may be exposed to compliance risks under the HGR Regulation and the Biosecurity Law of the PRC. For more information regarding the PRC laws and regulations governing data protection and privacy, see "Regulatory Environment — Laws and Regulations of the PRC" in this Listing Document.

In addition, our clinical trials frequently also involve professionals from third-party institutions working on-site with our staff and enrolled subjects. We cannot ensure that such persons will always comply with our data privacy measures. We also cooperate with third parties including principal investigators, hospitals, CROs, CDMOs and other third-party contractors and consultants for our clinical trials and operations. Any leakage or abuse of patient data by our third-party partners may be perceived by the patients as our fault, negligence or a result of our failure. Furthermore, any change in such laws and regulations could affect our ability to use medical data and subject us to liability for the use of such data for previously permitted purposes. Any failure or perceived failure by us to prevent information security breaches or to comply with privacy policies or privacy-related legal obligations, or any compromise of information security that results in the unauthorized release or transfer of personally identifiable information or other patient data, could cause our customers to lose trust in us and could expose us to legal claims.

In addition, according to the relevant rules for the management of scientific data applicable in each jurisdiction, we may be required to obtain governmental approval before any scientific data can be transferred from one jurisdiction to another. As the assessment and ultimate decision regarding these approval(s) are subject to the discretion of the relevant authority, we cannot guarantee that we will always successfully obtain relevant approvals for sending scientific data (such as the results of our pre-clinical studies or clinical trials) to another jurisdiction. If we are unable to obtain necessary approvals in a timely manner, or at all, our research and development of drug candidates may be hindered, which may materially and adversely affect our business, results of operations, financial conditions and prospects.

Mutations to viruses (including mutations that develop increases drug resistance) may affect the effectiveness of our anti-viral products.

Anti-viral products are one of our key therapeutic areas. In particular, our Kewei product is used for the treatment and prevention of the anti-influenza virus (in particular, the influenza A virus and the influenza B virus). The effectiveness of our anti-viral products in relation to the treatment and prevention of viral infections may be adversely affected if the virus type for which our products target mutates or otherwise develops resistance against the relevant products (or the chemical compound associated with the relevant products). According to U.S. Centers for Disease Control, mutations of viruses may happen over time or suddenly. For example, as a virus replicates, small genetic changes in the viral genome may occur. As these

RISK FACTORS

changes accumulate over time, the virus may become genetically different from the original virus type. In other cases, a mutation may suddenly occur when two different viruses infect a host at the same time, which may lead to the two viruses combining and producing a new virus type.

The efficacy of our anti-viral products will be affected by mutated viruses or viruses that develop resistance against certain chemical compounds over time. If the effectiveness of our anti-viral products in respect of the treatment against the relevant virus type is diminished, it may reduce the demand for our anti-viral products and in turn, may adversely affect the revenue generated from such anti-viral products.

Our drugs and any future approved drug candidates may fail to achieve the degree of market acceptance by physicians, patients and others in the medical community necessary for commercial success.

Even if our future drug candidates receive regulatory approval, they may nonetheless fail to gain sufficient market acceptance by physicians and patients and others in the medical community. If our drug candidates do not achieve an adequate level of acceptance, we may not generate significant product sales revenue and we may not become profitable. The degree of market acceptance of our drug candidates, if approved for commercial sale, will depend on a number of factors, including, but not limited to:

- no adverse events caused by our drug candidates which could interrupt, delay or halt clinical trials;
- the clinical indications for which our drug candidates are approved;
- physicians, hospitals, medical treatment centers and patients considering our drug candidates as a safe and effective treatment;
- the potential and perceived advantages of our drug candidates over alternative treatments;
- the prevalence and severity of any side effects;
- product labeling or package insert requirements of regulatory authorities;
- limitations or warnings contained in the labeling approved by regulatory authorities;
- the timing of market introduction of our drug candidates as well as competitive drugs;
- the cost of treatment in relation to alternative treatments;

RISK FACTORS

- the availability of adequate coverage and reimbursement under the national and provincial reimbursement drug lists in the PRC, or from third-party payers and government authorities in other jurisdictions;
- price control or downward adjustment by the government authorities or other pricing pressure, including the price reduction during the negotiation for inclusion in the national reimbursement drug lists;
- the willingness of patients to pay out-of-pocket in the absence of coverage and reimbursement by third-party payers and government authorities;
- relative convenience and ease of administration, including as compared to alternative treatments and competitive therapies; and
- the effectiveness of our sales and marketing efforts.

If any approved drug candidates that we commercialize fail to achieve market acceptance among physicians, patients, hospitals, medical treatment centers or others in the medical community, we will not be able to generate revenue. Even if our future approved drug candidates obtain market acceptance, we may not be able to maintain such market acceptance over time if new products or technologies are introduced that are more favorably received than our drug candidates, are more cost-effective or render our drug candidates obsolete. Our failure to achieve or maintain market acceptance for our future approved drug candidates would materially adversely affect our business, financial condition, results of operations and prospects.

The regulatory approval processes of the NMPA, FDA and other comparable regulatory authorities are complex. If we are unable to obtain without undue delay any regulatory approval for our drug candidates in our targeted markets, our business may be materially and substantially affected.

The regulatory approval processes of the NMPA, the FDA and other comparable regulatory authorities are often complex, and depend on numerous factors, including the substantial discretion of the regulatory authorities. Our drug candidates could fail to receive regulatory approval in a timely manner for many reasons, including but not limited to:

- failure to begin or complete clinical trials due to disagreements with regulatory authorities;
- failure to demonstrate that a drug candidate is safe and effective or, it is safe, pure, and potent for its proposed indication;
- failure of clinical trial results to meet the level of statistical significance required for approval;

RISK FACTORS

- data integrity issues related to our clinical trials;
- disagreement with our interpretation of data from preclinical studies or clinical trials;
- failure to conduct a clinical trial in accordance with regulatory requirements or our clinical trial protocols; and
- clinical sites, investigators or other participants in our clinical trials deviating from a trial protocol, failing to conduct the trial in accordance with regulatory requirements, or dropping out of a trial.

In addition, the NMPA, the FDA or a comparable regulatory authority may require more information, including additional analyses, reports, data, non-clinical studies and clinical trials, or questions regarding interpretations of data and results, to support approval, which may prolong, delay or prevent approval and our commercialization plans, or we may decide to abandon the development programs. Changes in regulatory requirements and guidance may also occur, and we may need to amend clinical trial protocols submitted to competent regulatory authorities to reflect these changes. Resubmission may impact the costs, timing or successful completion of a clinical trial. The policies of the NMPA, the FDA and other comparable regulatory authorities may also change, and additional government regulations may be enacted that could prevent, limit or delay regulatory approval of our drug candidates. If we are slow or unable to adapt to changes in existing requirements or the adoption of new requirements or policies, or if we are not able to maintain regulatory compliance, we may not obtain the regulatory approvals or may lose the approvals that we may have obtained and we may not achieve or sustain profitability.

Additionally, clinical trials conducted in one country may not be accepted by regulatory authorities in other countries, and regulatory approval in one country does not mean that regulatory approval will be obtained in any other country. Approval procedures vary among countries and can involve additional product testing and validation and additional administrative review periods. Seeking regulatory approvals in various jurisdictions could result in significant delays, difficulties and costs for us and may require additional preclinical studies or clinical trials which would be costly and time consuming. We cannot assure you that we will be able to meet regulatory requirements of different jurisdictions or that our drug candidates will be approved for sale in those jurisdictions. Additional time, effort and expense may be required to bring our drug candidates, upon regulatory approval, to the international markets in compliance with different regulatory processes.

If we experience delays in the completion of, or the termination of, a clinical trial of any of our drug candidates, the commercial prospects of that drug candidate will be harmed, and our ability to generate product sales revenues from any of those drug candidates will be compromised. Any delays in completing our clinical trials will increase our costs, slow down our drug candidate development and approval process, and jeopardize our ability to commence product sales and generate related revenues for that candidate. Any of these occurrences may

RISK FACTORS

harm our business, financial condition and prospects significantly. In addition, many of the factors that cause, or lead to, a delay in the commencement or completion of clinical trials may also ultimately lead to the denial of regulatory approval of our drug candidates.

We rely on a limited number of suppliers for our raw materials and active pharmaceutical ingredients; if any of such suppliers fails to continue to supply us with raw materials at commercially acceptable prices, our sales volumes and margins for the relevant product could be adversely affected.

We rely on a limited number of suppliers for the raw materials and active pharmaceutical ingredients necessary for the production of our drug products. We formulate our procurement requirements based on our sales plan. We enter into purchase agreements with our raw material suppliers for terms of less than a year or make purchase orders based on the procurement requirements. We cannot assure you that our suppliers will continue to sell products to us on commercially acceptable terms, or at all. We also cannot assure you that we will be able to establish new supplier relationships, or renew our agreements with our existing suppliers when they expire.

Moreover, we are exposed to the risk of inadequate supplies of raw materials and active pharmaceutical ingredients, as well as price increases. The availability and prices of raw materials and active pharmaceutical ingredients required for our production of pharmaceutical products may be impacted by factors such as general market conditions, including increased demand for such materials and ingredients from producers of substitute products or from alternative uses, weather conditions and the occurrence of natural disasters, many of which are outside of our control. In the event that any of our suppliers fails to continue to supply us with adequate quantities of raw materials at commercially reasonable prices, we may not be able to procure raw materials and active pharmaceutical ingredients from other sources on similar commercial terms.

In addition, certain of our raw materials are imported from overseas, and our suppliers may fail to obtain the permits and licences required for the importation of these raw materials. We may also be unable to respond to increases in the prices for raw materials and active pharmaceutical ingredients due to our reliance on a limited number of suppliers or for other reasons, and unable to pass on such price increases to our customers due to governmental price controls for pharmaceutical products in China or competitive conditions for our products. In the event of any disruption to our supply of the raw materials and active pharmaceutical ingredients necessary for the production of our pharmaceutical products at commercially acceptable prices, we may be forced to reduce, suspend or cease production or sale of certain of our pharmaceutical products, and our sales volumes for the relevant product could be adversely affected. Increases in the prices to the raw materials and active pharmaceutical ingredients necessary for the production of our pharmaceutical products could also adversely affect our margins for the relevant product.

RISK FACTORS

We may rely on third parties to manufacture a portion of our clinical and commercial drug supplies. Our business could be harmed if those third parties fail to provide us with sufficient quantities of product or fail to do so at acceptable quality levels or prices.

Although we intend to further develop and rely on our own manufacturing facilities, we may use third parties as part of our manufacturing process and for the clinical and commercial supply of our drug candidates, which is not expected to be a major undertaking in addition to owning and operating our in-house manufacturing facilities. Currently, we have agreements for the supply of drug materials with manufacturers or suppliers that we believe have sufficient capacity to meet our demands. We believe that adequate alternative sources for such supplies exist. However, there is a risk that, if supplies are interrupted, it would materially harm our business.

Reliance on third-party manufacturers would expose us to the following risks:

- we may be unable to identify manufacturers on acceptable terms or at all because the number of potential manufacturers is limited and the NMPA, FDA, EMA or other comparable regulatory authorities must evaluate and/or approve any manufacturers as part of their regulatory oversight of our products and drug candidates. This evaluation would require new testing and cGMP-compliance inspections by NMPA, FDA, EMA or other comparable regulatory authorities;
- our third-party manufacturers might be unable to timely manufacture our products or drug candidates or produce the quantity and quality required to meet our clinical and commercial needs, if any;
- manufacturers are subject to ongoing periodic unannounced inspection by NMPA to ensure strict compliance with GMP and other government regulations and by other comparable regulatory authorities for corresponding non-PRC requirements. We do not have control over third-party manufacturers' compliance with these regulations and requirements;
- we may not own, or may have to share, the intellectual property rights to any improvements made by our third-party manufacturers in the manufacturing process for our products and drug candidates;
- manufacturers may not properly obtain, protect, maintain, defend or enforce our intellectual property rights or may use our intellectual property or proprietary information in a way that gives rise to actual or threatened litigation that could jeopardize or invalidate our intellectual property or proprietary information or expose us to potential liability;
- manufacturers may infringe, misappropriate, or otherwise violate the patent, trade secret, or other intellectual property rights of third parties;

RISK FACTORS

- raw materials and components used in the manufacturing process, particularly those for which we have no other source or supplier, may not be available or may not be suitable or acceptable for use due to material or component defects; and
- our contract manufacturers and critical reagent suppliers may be subject to inclement weather, as well as natural or man-made disasters.

Each of these risks could delay or prevent the completion of our clinical trials or the approval of any of our drug candidates, result in higher costs or adversely impact commercialization of our future approved drug candidates. In addition, we will rely on third parties to perform certain specification tests on our drug candidates prior to delivery to patients. If these tests are not appropriately done and test data are not reliable, patients could be put at risk of serious harm and regulatory authorities could place significant restrictions on our Company until deficiencies are remedied.

If our CROs fail to comply with environmental, health and safety laws and regulations, we could become subject to fines or penalties or incur costs that could have a material adverse effect on the success of our business.

We and third parties, such as our CROs, are subject to numerous environmental, health and safety laws and regulations, including those governing laboratory procedures and the handling, use, storage, treatment and disposal of hazardous materials and wastes. We cannot assure you that these third parties will comply with such laws and regulations as we have no ultimate control over their behavior, conduct and business practices. In addition, our construction projects can only be put into operation after certain regulatory procedures with the relevant administrative authorities in charge of environmental protection, health and safety have been completed. Our operations involve the use of hazardous and flammable materials, including chemicals and biological materials. Our operations also produce hazardous waste products. We generally contract with third parties for the disposal of these materials and wastes. We cannot eliminate the risk of contamination or injury from these materials. In the event of contamination or injury resulting from our use of hazardous materials, we could be held liable for any resulting damages, and any liability could exceed our resources. We also could incur significant costs associated with civil or criminal fines and penalties.

In addition, we may be required to incur substantial costs to comply with current or future environmental, health and safety laws and regulations. These current or future laws and regulations may impair our research, development or production efforts. Failure to comply with these laws and regulations also may result in substantial fines, penalties or other sanctions.

RISK FACTORS

Failure to comply with regulatory requirements by our manufacturing facilities, or damage to, destruction of or interruption of production at such facilities, could delay our development plans or commercialization efforts.

We have obtained international good manufacturing practice (GMP) accreditations for our manufacturing facilities based in the PRC, which will allow us to enter the global market. These facilities may encounter unanticipated delays and expenses due to a number of factors, including regulatory requirements. Cost overruns associated with maintaining our facilities could require us to raise additional funds from other sources.

Our manufacturing facilities will be subject to ongoing, periodic inspection by the NMPA, FDA, EMA or other comparable regulatory agencies to ensure compliance with GMP regulations. Our failure to follow and document our adherence to such GMP regulations or other regulatory requirements may lead to significant delays in the availability of products for clinical or, in the future, commercial use, may result in the termination of or a hold on a clinical trial, or may delay or prevent filing or approval of marketing applications for our drug candidates or the commercialization of our drugs, if approved. We also may encounter difficulties with the following:

- achieving adequate or clinical-grade materials that meet NMPA, FDA, EMA or other comparable regulatory agency standards or specifications with consistent and acceptable production yield and costs;
- shortages of qualified personnel, raw materials or key contractors; and
- ongoing compliance with GMP regulations and other requirements of the NMPA, FDA, EMA or other comparable regulatory agencies.

In addition, our quality control and quality assurance procedures may not be effective in consistently preventing and resolving deviations from our quality standards, which could render our products unsuitable for use, jeopardize any GMP certifications and/or harm our market reputation and relationship with business partners.

Failure to comply with applicable regulations could also result in sanctions being imposed on us, including fines, injunctions, civil penalties, a requirement to suspend or put on hold one or more of our clinical trials, failure of regulatory authorities to grant marketing approval of our drug candidates, delays, suspension or withdrawal of approvals, supply disruptions, license revocation, seizures or recalls of our drug candidates, operating restrictions and criminal prosecutions, any of which could harm our business.

Developing advanced manufacturing techniques and process controls is required to fully utilize our facilities. Advances in manufacturing techniques may render our facilities and equipment inadequate or obsolete.

RISK FACTORS

If our manufacturing facilities or equipment are damaged or destroyed, we may not be able to replace them quickly or inexpensively or at all. In the event of a temporary or protracted loss of the facilities or equipment, we may not be able to transfer manufacturing to a third party. Even if it were possible, the transfer may be expensive and time-consuming, particularly since the new facility would need to comply with the necessary regulatory requirements and we would need to obtain regulatory approval before selling any of our drug candidates manufactured at the third-party facility. As a result, our clinical trials may be delayed and our production and sales of our drug candidates may be reduced. Any interruption in manufacturing operations at our manufacturing facilities could adversely affect our ability to meet the demands of our clinical trials or commercialization and could materially harm our business, financial condition and operations.

Our efforts to further expand our manufacturing capacity may not be successful, and we may not be able to precisely anticipate market demand.

In anticipation of commercialization of more drug candidates, we aim to expand our manufacturing capacity even further. However, the success of these plans, particularly the timetable and progress of construction, are subject to significant uncertainty. In particular, such plans are capital-intensive and require significant upfront investment. Since we intend to finance the expansion through various channels, including with debt financing and expected cash flow from commercial sales of products which we have commenced or have yet to commence, we cannot guarantee that we will be able to timely obtain such financing, if at all.

Furthermore, there may be significant changes in the macroeconomics of the pharmaceutical industry, including, among other things, market demand, product and supply pricing trends and customer preferences. Any adverse trends in these respects could result in operational inefficiency and unused capacity in our facilities. We may also experience various unfavorable events in the course of developing our new manufacturing facilities, such as:

- unforeseen delays due to construction, land use rights or regulatory issues, which could result in loss of business opportunities;
- construction cost overruns, which may require diverting resources and management's attention from other projects; and
- difficulty finding sufficient numbers of trained and qualified staff.

The success of our business expansion also depends on our ability to advance drug candidates through the development, regulatory approval and commercialization stages. Any delay, suspension or termination in such respects would harm our ability to generate satisfactory returns on our investment in manufacturing expansion, if at all, which in turn could have a material adverse effect on our business, financial condition and results of operations.

RISK FACTORS

Even after we obtain regulatory approval for the marketing and distribution of our drug candidates, our products will continue to remain subject to ongoing or additional regulatory obligations and continued regulatory review, which may result in significant additional expenses, and we may be subject to penalties if we fail to comply with regulatory requirements or experience unanticipated problems with our future approved drugs.

If any of our drug candidates is approved in the future, it will be subject to ongoing or additional regulatory requirements for manufacturing, labeling, packaging, storage, advertising, promotion, sampling, record-keeping, conduct of post-marketing studies, and submission of safety, efficacy and other post-market information, including requirements of regulatory authorities in China, the U.S. and other jurisdictions. These requirements also include submissions of safety and other post-marketing information and reports, registration, as well as continued compliance with current Good Manufacture Practices, or the current good manufacturing practice (cMGP), and Good Clinical Practice, or the GCP, for any clinical trials that we conduct post-approval.

Any approvals that we receive for our drug candidates may be subject to limitations on the approved indicated uses for which the drug may be marketed or to the conditions of approval, which could adversely affect the drug's commercial potential or contain requirements for potentially costly post-marketing testing and surveillance to monitor the safety and efficacy of the drug candidates. The NMPA, FDA or a comparable regulatory authority may also require a REMS program as a condition of approval of our drug candidates or following approval.

Once a drug is approved by the NMPA, FDA or a comparable regulatory authority for marketing, it is possible that there could be a subsequent discovery of previously unknown problems with the drug, including problems with third-party manufacturers or manufacturing processes, or failure to comply with regulatory requirements. If any of the foregoing occurs with respect to our drug products, it may result in, among other things:

- restrictions on the marketing or manufacturing of the drug, withdrawal of the drug from the market, or voluntary or mandatory drug recalls;
- fines, warning letters or holds on clinical trials;
- refusal by the NMPA, FDA or comparable regulatory authority to approve pending applications or supplements to approved applications filed by us, or suspension or revocation of drug license approvals;
- drug seizure or detention, or refusal to permit the import or export of drugs; and
- injunctions or the imposition of civil, administrative or criminal penalties.

RISK FACTORS

In addition, we are subject to ongoing regulatory requirements for our day-to-day business operations. Accordingly, we and third parties we work with must continue to spend time, money and efforts in all areas of regulatory compliance, including manufacturing, production and quality control. We cannot predict the likelihood, nature or extent of governmental policies or regulations that may arise from future legislation or administrative actions in China, the U.S. or other jurisdictions, where the regulatory environment is constantly evolving. If we are unable to maintain regulatory compliance, or if we are slow or unable to adapt to changes in existing requirements or the adoption of new requirements or policies, we may lose any regulatory approval that we have obtained, and we may not achieve or sustain profitability.

Negative results from off-label use of our future marketed drug products could materially harm our business reputation, product brand and financial condition and expose us to liability.

Products distributed or sold in the pharmaceutical market may be subject to off-label drug use. Off-label drug use is prescribing a product for an indication, dosage or in a dosage form that is not in accordance with regulatory approved usage and labeling. Even though the NMPA, FDA and other comparable regulatory authorities actively enforce the laws and regulations prohibiting the promotion of off-label use, there remains the risk that our product is subject to off-label drug use and is prescribed in a patient population, dosage or dosage form that has not been approved by competent authorities. This occurrence may render our products less effective or entirely ineffective and may cause adverse drug reactions or adverse events. Any of these occurrences can create negative publicity and materially and adversely affect our business reputation, product brand, commercial operations and financial condition, including our share price. These occurrences may also expose us to liability and cause a delay in the progress of our clinical trials and may ultimately result in failure to obtain regulatory approval for our drug candidates.

We may be directly or indirectly subject to applicable anti-kickback, false claims laws, physician payment transparency laws, fraud and abuse laws or similar healthcare and security laws and regulations in China and other jurisdictions, which could, in the event of noncompliance, expose us to administrative sanctions, criminal sanctions, civil penalties, contractual damages, reputational harm and diminished profits and future earnings.

Our business operations and current and future arrangements with clinical site investigators, healthcare professionals, consultants, third-party payors, patient organizations, and customers may expose us to broadly applicable fraud and abuse and other healthcare laws and regulations. These laws may constrain the business or financial arrangements and relationships through which we conduct our operations, including how we market, sell, and distribute our drug candidates, if approved. Such laws include the PRC Anti-Unfair Competition Law (中華人民共和國反不正當競爭法), the PRC Criminal Law (中華人民共和國刑法), the U.S. federal Anti-Kickback Statute, the U.S. federal False Claims Act, HIPAA, and the U.S. Physician Payments Sunshine Act.

RISK FACTORS

Efforts to ensure that our business arrangements with third parties comply with applicable healthcare laws and regulations will involve substantial costs. Our business practices may be concluded as not compliant with current or future statutes, regulations or case law involving applicable fraud and abuse or other healthcare laws and regulations. If any such actions are instituted against us, and if we are not successful in defending ourselves or asserting our rights, those actions could result in the imposition of civil, criminal and administrative penalties, damages, disgorgement, monetary fines, possible exclusion from participation in governmental healthcare programs, contractual damages, reputational harm, diminished profits and future earnings, and curtailment of our operations, any of which could adversely affect our ability to operate our business and have a significant impact on our businesses and results of operations. If any of the physicians or other providers or entities with whom we expect to do business are found to be not in compliance with applicable laws, they may be subject to criminal, civil or administrative sanctions, including exclusions from government-funded healthcare programs, which may also adversely affect our business. Furthermore, defending against any such actions can be costly, time-consuming, and may require significant personnel resources. Therefore, even if we are successful in defending against any such actions that may be brought against us, our business may be impaired.

We are subject to the risks of doing business globally, including risks relating to political and economic instability and changes in diplomatic and trade relationships, which may materially and adversely affect our business and results of operations.

Our overseas sales network covers eight countries and regions such as the United States, Germany and the United Kingdom. In the future, we plan to expand our overseas sales network to Africa and Latin America and further increase the scope of our sales network in major developed countries and regions to enhance our global sales capabilities. Accordingly, our business and financial results in the future could be adversely affected due to a variety of factors, including:

- changes in a specific country's or region's political and cultural climate or economic condition;
- unexpected changes in laws and regulatory requirements in local jurisdictions;
- differences between national and local practice with respect to laws and regulatory requirements in a specific jurisdiction;
- difficulty of effective enforcement of contractual provisions in certain jurisdictions;
- efforts to develop an international sales, marketing and distribution organization may increase our expenses, divert our management's attention from the acquisition or development of drug candidates or cause us to forgo profitable licensing opportunities in these geographies;
- the occurrence of economic weakness, including inflation or political instability;

RISK FACTORS

- inadequate intellectual property protection in certain jurisdictions;
- difficulty of ensuring that third-party partners do not infringe, misappropriate, or otherwise violate the patent, trade secret, or other intellectual property rights of others;
- enforcement of anti-corruption and anti-bribery laws;
- trade protection measures, import or export licensing requirements and fines, penalties or suspension or revocation of export privileges;
- delays resulting from difficulty in obtaining export licenses, tariffs and other barriers and restrictions, potentially longer payment cycles, and greater difficulty in accounts receivable collection;
- compliance with tax, employment, immigration and labor;
- the effects of applicable local tax regimes and potentially adverse tax consequences;
- significant adverse changes in local currency exchange rates; and
- business interruptions resulting from geo-political actions and cultural climate or economic condition, including war and acts of terrorism, natural disasters, including earthquakes, volcanoes, typhoons, floods, hurricanes and fires, or the impact of public health pandemics or epidemics.

The occurrence of any one or more of these risks of doing business internationally, alone or in aggregate, could materially adversely affect our business and results of operations.

If our products are removed or excluded from national, provincial or other government sponsored medical insurance programs or the National Essential Drug List, our operation, revenue and business prospects in relation to the affected products could be materially and adversely affected.

Under the PRC national medical insurance program, patients can obtain reimbursement of all or a portion of the cost of certain pharmaceutical products listed in the NRDL, the provincial medical insurance drugs catalogues or the National Essential Drug List. Consequently, whether a pharmaceutical product is included or excluded in the NRDL, the provincial medical insurance drugs catalogues or the National Essential Drug List will materially affect the demand for such a pharmaceutical product in the PRC.

RISK FACTORS

The PRC government considers a range of factors when deciding whether a pharmaceutical product would be listed in the NRDL, the provincial medical insurance drugs catalogues or the National Essential Drug List, including, among other things, the results of clinical trials, frequency of use, effectiveness of the product and the prevalence of the disease or symptom that such a product is designed to treat or prevent. The pharmaceutical products listed in the NRDL, the provincial medical insurance drugs catalogues and the National Essential Drug List are also reviewed and updated from time to time. There is no assurance that the catalogued products will continue to be, or any of our products in the future will be, listed in the NRDL, the provincial medical insurance drugs catalogues or the National Essential Drug List. The entry into, and the removal from, the NRDL, the provincial medical insurance drugs catalogues or the National Essential Drug List are beyond our control. The removal of any of our products from the NRDL, the provincial medical insurance drugs catalogues or the National Essential Drug List, may have a material adverse impact on the demand of our products and in turn a material adverse effect on our sales volume, revenue and profitability.

If we engage in acquisitions or strategic partnerships, this may increase our capital requirements, dilute our shareholders, cause us to incur debt or assume contingent liabilities, and subject us to other risks.

From time to time, we may evaluate various acquisitions and strategic partnerships, including licensing or acquiring complementary products, intellectual property rights, technologies or businesses. Any completed, in-process or potential acquisition or strategic partnership may entail numerous risks, including:

- increased operating expenses and cash requirements;
- the assumption of additional indebtedness or contingent or unforeseen liabilities;
- the issuance of our equity securities;
- assimilation of operations, intellectual property and products of an acquired company, including difficulties associated with integrating new personnel;
- the diversion of our management's attention from our existing product programs and initiatives in pursuing such a strategic merger or acquisition;
- retention of key employees, the loss of key personnel, and uncertainties in our ability to maintain key business relationships;
- risks and uncertainties associated with the other party to such a transaction, including the prospects of that party and their existing drugs or drug candidates and regulatory approvals; and

RISK FACTORS

- our inability to generate revenue from acquired technology and/or products sufficient to meet our objectives in undertaking the acquisition or even to offset the associated acquisition and maintenance costs.

In addition, if we undertake acquisitions, we may issue dilutive securities, assume or incur debt obligations, incur large one-time expenses and acquire intangible assets that could result in a significant future amortization expense.

We had substantial indebtedness and net current liabilities and net liabilities during the Track Record Period, and may continue to incur significant debt going forward.

As of December 31, 2022, 2023 and 2024, we had net current liabilities of RMB4,807.7 million, net current assets of RMB234.0 million and net current assets of RMB164.5 million, respectively. As of December 31, 2022, 2023 and 2024, we had net liabilities of RMB873.9 million, net assets of RMB4,175.3 million and net assets of RMB4,467.5 million.

A large balance of indebtedness, whether from banks or related parties, may require that we devote our financial resources to servicing such debt rather than funding our operating activities and investments in research and development, which constrains our capital flexibility and may in turn adversely affect our drug development timetable. It may also be a challenge for us to service our interest and principal repayments in a timely manner or at all, which could trigger cross-defaults with other debt, as applicable, as well as limit our ability to obtain further debt financing. Given our historical reliance on external financing, such developments could have a material adverse effect on our business, financial condition and results of operations.

Furthermore, the terms of our indebtedness may contain affirmative and negative covenants, such as restriction on use of loans, restriction on external guarantee, requirement on certain financial ratios and continuing reporting obligations. A breach of any of these covenants could result in a default that would permit our lenders to declare all amounts outstanding thereunder to be due and payable, together with accrued and unpaid interest, trigger cross-default provisions under other debt agreements and, as applicable, cause the termination of commitments of relevant lenders to make further extensions of credit under our financing agreements or credit facilities. If we were unable to repay our indebtedness to our lenders in such an event, the lenders could, among other things, dispose of collateral, which could include substantially all of our assets. Our future ability to comply with financial covenants and other conditions, make scheduled payments of principal and interest or refinance existing borrowings depends on our business performance, which is subject to economic, financial, competitive and other factors, including the other risks described in this Listing Document. Any failure to comply with the covenants of our financing agreements or to obtain financing for our business could have a material adverse effect on our business, financial condition, results of operations and prospects.

RISK FACTORS

Failure to manage our inventory effectively would materially and adversely affect our results of operations, financial condition and cash flows.

Our inventory primarily consists of finished products and certain production materials such as raw materials, excipients, packaging materials, consumables for reagents and consumables for workshops. To operate our business successfully and meet our customers' demands and expectations, we need manage our inventory effectively to ensure immediate delivery when required. We have personnel responsible for reviewing and managing our inventory of finished products and inventory of production materials. In general, we formulate purchase plans for production materials on an order-by-order basis or based on our monthly plans of production, purchase non-production supplies based on the needs of various departments on a monthly basis and perform strict inventory control from the time we have them in stock. We are exposed to inventory risk as a result of changing clinical demands which is difficult to predict. There can be no assurance that we can accurately predict these clinical demands and avoid over-stocking or under-stocking our products. Our average inventory turnover days decreased from 142.6 days in 2022 to 124.9 days in 2023 in line with a continued improvement of our overall business performance. Our average inventory turnover days further increased to 240.8 days in 2024 primarily due to an increase in our inventory as a result of a lower incidence of seasonal flu outbreaks. Please see "Financial Information — Certain Current Balance Sheet Items — Inventories" for more detail.

We may be exposed to increased inventory risks due to accumulated excess inventory of our products. Excess inventory levels may increase our inventory holding costs, obsolescence risks or write-down of inventories. For the year ended December 31, 2022, 2023 and 2024, we recorded write-down of inventories of RMB59.7 million, RMB24.4 million and RMB44.7 million, respectively. The write-down in 2022 was primarily due to our lower than usual sales of Kewei (oseltamivir phosphate) due to travel restrictions, social-distancing measures and business closures which significantly reduced the movement of people, resulting in a decline in the incidence of influenza. The write-downs in 2023 and 2024 were primarily due to low utilization rates of our insulin production lines, which led to increased unit costs; as a result, the net realizable value of our insulin products fell below their book value. If our inventory level increases substantially in the future, our financial condition and cash flows could be materially and adversely affected.

We may experience impairment losses related to intangible assets, which could materially impact our financial position.

We may face impairment losses on intangible assets and goodwill, which could significantly affect our financial standing. During the Track Record Period, our intangible assets mainly comprised our (i) hepatitis C drugs patent, (ii) hepatitis C drugs capitalized development costs, (iii) insulin intellectual property rights, (iv) insulin capitalized development costs, (v) other drugs (generic drug) intellectual property rights, and (vi) other drugs capitalized development costs. We had intangible assets of RMB1,914.9 million, RMB1,605.0 million, RMB1,573.4 million as of December 31, 2022, 2023 and 2024, respectively. See "Financial Information — Certain Non-Current Balance Sheet Items —

RISK FACTORS

Intangible Assets” for further information. We evaluate indicators of impairment for intangible assets at the end of each reporting period. Impairment occurs when the carrying amount of an asset or cash-generating unit surpasses its recoverable amount, defined as the higher of fair value less disposal costs or value in use. Fair value calculations rely on comparable sales data for similar assets, while value in use requires management to estimate future cash flows and select an appropriate discount rate. Adjustments to these assumptions regarding future cash flows or discount rates could diminish the recoverable value of an asset relative to its carrying amount. See Note 2(j)(ii) to the Accountants’ Report set out in the Appendix I to this Listing Document. We may incur impairment losses on intangible assets in the future, which could adversely affect our assets and profitability, ultimately negatively impacting our financial position.

We are subject to credit risk related to delay in payment and defaults of customers, and we have recorded loss allowance in respect of our trade and bills receivables in the past. Any significant delay in payment or defaults on our trade and bills receivables could materially and adversely affect our liquidity, financial conditions and results of operations.

We are exposed to credit risk related to delay in payment and defaults of our various customers. As of December 31, 2022, 2023 and 2024, our trade and bills receivables net of loss allowance amounted to RMB808.7 million, RMB1,906.4 million and RMB1,722.6 million, respectively, and our loss allowance in respect of trade and bills receivables amounted to RMB11.6 million, RMB16.6 million and RMB144.6 million, respectively. Our impairment loss in respect of trade and bills receivables increased significantly to RMB127.8 million in 2024. In addition, our average trade and bills receivables turnover days in 2024 increased to 164.8 days from 77.6 days in 2023. The increases in our loss allowance in respect of trade and bills receivables and our average trade and bills receivables turnover days in 2024 were both primarily due to a reduction in seasonal flu outbreaks in 2024, which led to a decline in sales of our major distributors and consequently slowed our payment collection from these distributors. In 2024, our major distributors increased the purchases of Kewei (oseltamivir phosphate) based on metrics such as regional population data and projected pandemic scale to ensure sufficient drug supply amid uncertainties around the timing and severity of potential outbreaks. Such increased purchases were prompted by such distributors’ estimates on how much Kewei (oseltamivir phosphate) they need in order to meet their customers’ demand. However, the actual severity and duration of the flu season were lower than anticipated, resulting in inventory levels exceeding actual market demand. This led to slower inventory turnover for our distributors, which in turn extended our receivables collection period. Please see “Business — Sales, Marketing and Distribution — Measures to Manage Cannibalization and Channel Stuffing” for detail. We may not be able to collect all trade and bills receivables, or any at all, due to a variety of factors that are outside of our control, including adverse market conditions, long payment cycle of certain customers, adverse operating conditions or financial situation of customers, and customers’ inability to pay caused by their end customers’ delay in payment. If any of our customers experience financial difficulties in settling the trade and bills receivables, or if the relationship between us and any of our customers, is terminated or deteriorates, our corresponding trade and bills receivables might be adversely affected in terms of recoverability.

RISK FACTORS

As the increase of the amount of loss allowance made on our trade and bills receivables is recorded as expenses on our results of operations, if we are not able to manage the credit risk associated with our trade and bills receivables effectively, our results of operations and financial conditions may be materially and adversely affected. Furthermore, substantial defaults or delays by our customers could materially and adversely affect our cash flow, profits and financial positions and we may have to terminate our relationships with such customers.

Share-based payments may impact our financial performance.

We adopted a restricted share scheme in 2023 and granted restricted shares to certain employees and directors to incentivize and reward eligible persons who had contributed and would continue to contribute to the success of our Company. For the year ended December 31, 2023 and 2024, we recorded equity-settled share-based payment expenses of RMB130.3 million and RMB266.5 million, respectively. To further incentivize our employees and directors and align their interests with ours, we may grant them additional share-based compensation in the future. Expenses incurred with respect to such share-based payment may increase our operating expenses and therefore have an adverse effect on our financial performance.

Our Controlling Shareholders, Directors, employees, principal investigators, consultants and commercial partners may engage in misconduct or other improper activities, including non-compliance with regulatory standards and requirements, and insider trading, which could harm our reputation and subject us to penalties and significant expenses that have a material and adverse effect on our business, financial condition and results of operations.

We are exposed to risks of fraud, bribery, misconduct or other illegal activity by our Controlling Shareholders, Directors, employees, principal investigators, consultants and commercial partners that could subject us to financial losses and sanctions imposed by government authorities, which may adversely affect our reputation. Misconduct by these parties could include, but not limited to, intentional, reckless and negligent conduct that fails to:

- comply with applicable laws and regulations relating to insider dealing;
- comply with the laws of the NMPA, the FDA and other comparable regulatory authorities;
- provide true, complete and accurate information to the NMPA, the FDA and other comparable regulatory authorities;
- comply with manufacturing standards we have established;
- comply with healthcare fraud and abuse laws in China, the U.S. and similar fraudulent misconduct laws applicable to us; or
- report financial information or data accurately or disclose unauthorized activities to us.

RISK FACTORS

If we obtain approval for any of our drug candidates and begin commercializing those drugs in China, the U.S., or other applicable jurisdictions, our potential exposure under relevant laws will increase significantly, and our costs associated with compliance with such laws are also likely to increase. These laws may impact, among other things, our current activities with principal investigators of our clinical trials, and our use of information obtained in the course of patient recruitment for clinical trials, as well as proposed and future sales and marketing programs. In particular, the promotion, sales and marketing of healthcare items and services, as well as certain business arrangements in the healthcare industry, are subject to extensive laws designed to prevent fraud, kickbacks, self-dealing and other abusive practices. These laws and regulations may restrict or prohibit a wide range of pricing, discounting, marketing and promotion, structuring and commission(s), certain customer incentive programs and other business arrangements generally.

Additionally, we could be liable for actions taken by them that violate anti-bribery, anti-corruption and other related laws and regulations in China, the U.S. or other jurisdictions. The government authorities may seize the products involved in any illegal or improper conduct engaged in by our employees or commercial partners. We may be subject to claims, fines or suspension of our operations. Our reputation, our sales activities or the price of our H Shares could be adversely affected if we are associated with any negative publicity as a result of illegal or improper actions, or allegations of illegal or improper actions, taken by our Directors, employees or commercial partners.

Furthermore, as we do not and cannot fully control the conduct of our Controlling Shareholders, Directors, employees, principal investigators, consultants and commercial partners, they may, in the course of performing their tasks, attempt to elicit illegal gains, including, among other things, trading on or passing on to third parties material non-public information, altering sales volume, or colluding with distributors or sub-distributors for kickbacks. There can be no assurance that we were, are or will be able to entirely prevent our Controlling Shareholders, Directors, employees, principal investigators, consultants or commercial partners from engaging in such activities. We may also be held liable for actions taken by our Controlling Shareholders, Directors, employees, principal investigators, consultants and commercial partners, which could expose us to regulatory investigations and penalties.

In addition, even if we are not held liable to any of the conducts discussed above, any negative news or publicity concerning us, our Controlling Shareholders, our Directors, management, affiliates or any entity that shares the Sunshine Lake brand name, even if proven untrue, could adversely affect our reputation and business prospects. We cannot guarantee that negative publicity about us or any of our affiliates or any entity that shares such name would not damage our brand image. Given our specialized industry and market, negative publicity and word of mouth could travel quickly and negatively impact our relationships with third parties, which could have a material adverse effect on our business, financial condition and results of operations.

RISK FACTORS

During the Track Record Period, we were not aware of any instances of fraud, bribery, or other misconduct involving our Directors, employees and other third parties that had any material and adverse impact on our business and results of operations. However, we cannot guarantee that there will not be any such instances in the future. Although we consider our internal control policies and procedures to be adequate, we may be unable to prevent, detect or deter all such instances of misconduct. Any such misconduct committed against our interests, which may include past acts that have gone undetected or future acts, may have a material adverse effect on our business and results of operations.

We have limited insurance coverage, and any claims beyond our insurance coverage may result in us incurring substantial costs and a diversion of resources.

We maintain insurance coverage which we believe to be in line with the industry norm in the jurisdictions where we operate. In line with what we consider to be customary for PRC pharmaceutical manufacturing companies, we maintain clinical trial insurance relating to adverse events in clinical trials, property insurance covering our production facilities and equipment, insurance relating to public liability, insurance relating to transport of goods and insurance covering our construction projects (including accidents). We also maintain social security insurance in accordance with the relevant laws and regulations in the PRC. We do not carry any product liability insurance or business interruption insurance, which are not mandatory under PRC law as confirmed by our PRC Legal Advisor. Our insurance coverage may be insufficient to cover any such claims relating to the above or such claims may be excluded from insurance coverage, which in turn may result in us incurring substantial costs and a diversion of resources, and the occurrence of such incidents may lead to an increase in our insurance premiums.

Product liability claims or lawsuits could cause us to incur substantial liabilities.

We face an inherent risk of product liability and/or product recalls as a result of the commercialization of our drugs in North America, Europe, Asia and Africa and clinical testing and any future commercialization of our drug candidates globally. For example, we may be sued if our drugs or drug candidates cause or are perceived to cause injury, material adverse event or are found to be otherwise unsuitable during the stages of clinical testing, manufacturing, marketing or sales. Any such product liability claims may include allegations of defects in manufacturing, defects in design, a failure to warn of dangers inherent in the drug, negligence, strict liability or a breach of warranties. Claims could also be asserted under applicable consumer protection legislation. If we cannot successfully defend ourselves against or obtain indemnification from our collaborators for product liability claims, we may incur substantial liabilities or be required to limit commercialization of our drugs and drug candidates. Even successful defense would require significant financial and management resources. Regardless of the merits or eventual outcome, liability claims may result in, among others: reduced demand for our drugs; damage to our reputation; withdrawal of clinical trial participants and inability to continue clinical trials; initiation of investigations by regulators; costs to defend the related litigation; a diversion of management's time and our resources; substantial monetary awards to trial participants or patients; product recalls, withdrawals or

RISK FACTORS

labeling, marketing or promotional restrictions; loss of revenue; exhaustion of any available insurance and our capital resources; the inability to commercialize any drug candidate; and a decline in the ordinary share price.

We are subject to potential adverse consequences in respect of certain of our existing properties owned and leased and our land use rights in mainland China.

As at the Latest Practicable Date, we had not obtained building ownership certificates for some of our owned and leased buildings, which are mainly used for production facilities, warehousing facilities, dormitories, office premises and other purposes which are not revenue-generating in nature. For details, please see “Business — Land and Properties”. As advised by our PRC Legal Advisor, relevant PRC government authorities may impose administrative penalties and different levels of fines for violations of applicable regulations. As at the Latest Practicable Date, we had not yet received any administrative penalty from the relevant authorities for the title defects. However, there is no assurance that we will not be subject to any administrative action for these non-compliances in the future, and if this were to happen, our business, results of operation and financial position may be adversely affected.

For some of our leased properties in mainland China, the lessors may not be able to provide property title certificates or other documents evidencing the authorization or consent from the property owners for subleasing. In such case, our rights in relation to such properties might not be entirely protected. Any claim or disputes related to the title of the properties leased by us may affect our ability to continue to lease such properties and may result in relocation. We cannot guarantee that the legality of our use and occupation of the relevant buildings will not be challenged. If we have to find alternative properties, additional relocation costs will be incurred, and our business operations may be disrupted, any of which may have a material and adverse effect on our business, financial condition and results of operations. Furthermore, under PRC law certain leases are required to be registered with the PRC government. We have several leases that have not been registered with the relevant PRC governmental authorities. We may thus be subject to penalties and may result in adverse effects on our results of operations, financial position or prospects. For details, please see “Business — Land and Properties”.

Under PRC laws, if we fail to develop a property development project according to the terms of the land grant contract, including those relating to the designated use of the land and the time for commencement and completion of the property development, government authorities may issue a warning, impose a penalty and/or order us to forfeit the land. If we fail to commence development within one year of the commencement date stipulated in the land grant contract, the relevant PRC land bureau may issue a warning to us and impose an idle land penalty of up to 20% of the land grant premium. If we fail to commence development within two years from the commencement date stipulated in the land grant contract, the relevant PRC land bureau may confiscate our land use rights without compensation, unless the delay in the development is caused by government action or is due to a force majeure. Moreover, if a property developer commences development of the property in accordance with the timeframe stipulated in the then land grant contract but, suspended for more than one year without

RISK FACTORS

government approval and falls under either of the following two situations: (i) the developed land area is less than one-third of the total land area, or (ii) the total invested capital is less than one-fourth of the total planned investment in the project, then the land may be treated as idle land and will be subject to the risk of forfeiture under the Measures on the Disposal of Idle Land (《閒置土地處置辦法》).

During the Track Record Period, we failed to commence and/or complete construction within the prescribed period as stipulated in certain land grant contracts mainly because of objective constraints such as the government's policy to protect the Yangtze River. We cannot assure you that circumstances leading to delays in the commencement or completion of a property development project will not arise in the future. If our land is repossessed, we will not be able to continue our property development on the forfeited land, recover the costs incurred for the initial acquisition of the repossessed land or recover development costs and other costs incurred. In addition, we cannot assure you that regulations relating to idle land or other aspects of land use rights grant contracts will not become more restrictive or punitive in the future. If we fail to comply with the terms of any land use rights grant contract as a result of delays in project development, or as a result of other factor, we may lose the opportunity to develop the project as well as our past investments in the land, which could materially and adversely affect our business, financial condition and results of operations.

We may be subject to additional payments or penalties relating to contributions to social security insurance and housing provident funds.

During the Track Record Period, we had not made full contributions to the social insurance premium and housing provident fund based on the actual salary level of some of our employees as prescribed by relevant laws and regulations. As advised by our PRC Legal Advisor, pursuant to relevant PRC laws and regulations, if we fail to pay the full amount of social insurance contributions as required, we may be ordered to pay the outstanding social insurance contributions within a prescribed period and may be subject to an overdue fine of 0.05% of the delayed payment per day from the date on which the payment is payable. If such payment is not made within the prescribed period, the competent authorities may further impose a fine from one to three times the amount of any overdue payment. In respect of the housing provident fund contributions, if any competent authority is of the view that the housing provident fund contributions we made do not satisfy the requirements under the relevant PRC laws and regulations, it can order us to make the outstanding balance to the relevant local authorities within a given period.

As at the Latest Practicable Date, we had not been subject to any penalty from the relevant labor authorities in relation to social security insurance and housing provident funds. As advised by our PRC Legal Advisor, if the relevant employees bring a complaint before the relevant labor authorities, we may be required to pay the arrears amount in full and pay delay penalties. If we are required to make additional payments in relation to such social security insurance and housing provident funds contributions, our operating expenses will increase and consequently could adversely affect our financial condition and results of operations.

RISK FACTORS

Our business benefits from certain financial incentives and discretionary policies granted by local governments. Expiration of, or changes to, these incentives or policies would have an adverse effect on our results of operations.

In the past, local governments in China granted certain financial incentives from time to time to our PRC subsidiaries as part of their efforts to encourage the development of local businesses. The timing, amount and criteria of government financial incentives are determined within the sole discretion of the local government authorities and cannot be predicted with certainty before we actually receive any financial incentive. We generally do not have the ability to influence local governments in making these decisions. Local governments may decide to reduce or eliminate incentives at any time. In addition, some of the government financial incentives are granted on a project basis and subject to the satisfaction of certain conditions, including compliance with the applicable financial incentive agreements and completion of the specific projects therein. We cannot guarantee that we will satisfy all relevant conditions, and if we fail to satisfy any such conditions, we may be deprived of the relevant incentives. We cannot guarantee the continued availability of the government incentives currently enjoyed by us. Any reduction or elimination of incentives would have an adverse effect on our results of operations.

We are and may be involved in litigation, legal disputes, claims or administrative proceedings which could be costly and time-consuming to resolve.

We may become subject, from time to time, to legal proceedings and claims that arise in the ordinary course of business or pursuant to governmental or regulatory enforcement activity. Any litigation or proceeding to which we become a party might result in substantial costs and divert management's attention and resources. Furthermore, any litigation, legal disputes, claims or administrative proceedings which are initially not of material importance may escalate and become important to us due to a variety of factors, such as changes in the facts and circumstances of the cases, the likelihood of loss, the monetary amount at stake and the parties involved. Our insurance might not cover claims brought against us, provide sufficient payments to financially cover all of the costs to resolve such claims or continue to be available on terms acceptable to us.

Uncertainties embedded in the legal systems of certain geographic markets where we operate could affect our business, financial condition and results of operations.

Legal systems of the geographic markets where we operate vary significantly from jurisdiction to jurisdiction. Some jurisdictions have a civil law system based on written statutes and others are based on common law. Unlike the common law system, prior court decisions under the civil law system may be cited for reference but have limited precedential value.

The legal systems of some geographic markets where we operate are consistently evolving. Laws and regulations that are recently enacted may not sufficiently cover all aspects of economic activities in such markets. In particular, the interpretation and enforcement of these laws and regulations are subject to future implementations, and the application of some

RISK FACTORS

of these laws and regulations to our businesses is not settled. Since local administrative and court authorities are authorized to interpret and implement statutory provisions and contractual terms, it may be difficult to evaluate the outcome of administrative and court proceedings and the level of legal protection we have in many of the geographic markets where we operate. Local courts may have discretion to reject enforcement of foreign awards or arbitration awards. These uncertainties may affect our judgment on the relevance of legal requirements and our ability to enforce our contractual rights or claims. In addition, the regulatory uncertainties may be exploited through unmerited or frivolous legal actions, claims concerning the conduct of third parties, or threats in attempt to extract payments or benefits from us.

Furthermore, many of the legal systems in the geographic markets where we operate are based in part on their respective government policies and internal interpretations, some of which are not published on a timely basis or at all and may have retroactive effects. There are other circumstances where key regulatory definitions are unclear, imprecise or missing, or where interpretations that are adopted by regulators are inconsistent with interpretations adopted by a court in analogous cases. As a result, we may not be aware of our violation of certain policies or rules until sometime after the violation. In addition, administrative and court proceedings in certain of our geographic markets may be protracted, resulting in substantial costs and diversion of resources and management attention.

It is possible that a number of laws and regulations may be adopted or construed to be applicable to us in our geographic markets and elsewhere that could affect our businesses and operations. Scrutiny and regulations of the industries in which we operate may further increase, and we may be required to devote additional legal and other resources to addressing these regulations. Changes in current laws or regulations or the imposition of new laws and regulations in our geographic markets may slow the growth of our industries and affect our business, financial condition and results of operations.

It may be complex to effect service of process upon us or our management or to enforce against them or us any judgments obtained from foreign courts.

We are a company incorporated under the PRC laws and a majority of our assets are located in mainland China. In addition, most of our Directors, Supervisors and senior management reside in mainland China. As a result, it may be complex for investors to effect service of process outside of mainland China upon us, our Directors, Supervisors or senior management or to enforce judgments obtained against us in courts outside mainland China. A judgment of a court of another jurisdiction may be reciprocally recognized or enforced in mainland China only if the jurisdiction has a treaty with mainland China or if the jurisdiction has been otherwise deemed by the courts of mainland China to satisfy the requirements for reciprocal recognition, subject to the satisfaction of other requirements. However, mainland China is not a party to treaties providing for the reciprocal enforcement of judgments of courts with certain foreign countries such as the United States, and enforcement in mainland China of judgments of a court in these jurisdictions may consequently be difficult. On July 3, 2008, the Supreme People's Court of the People's Republic of China and the Government of the Hong Kong Special Administrative Region signed the Arrangement between the Mainland and the

RISK FACTORS

HKSAR on Reciprocal Recognition and Enforcement of the Decisions of Civil and Commercial Cases under Consensual Jurisdiction (關於內地與香港特別行政區法院相互認可和執行當事人協議管轄的民商事案件判決的安排) (the “**2008 Arrangement**”). Under the 2008 Arrangement, where any designated court of mainland China or Hong Kong court has made an enforceable final judgment requiring payment of money in a civil and commercial case pursuant to a choice of court agreement, the party concerned may apply to the relevant court of mainland China or Hong Kong court for recognition and enforcement of the judgment. The 2008 Arrangement took effect on August 1, 2008. On January 18, 2019, the Supreme People’s Court and the Department of Justice under the Government of the Hong Kong Special Administrative Region signed the Arrangement on Reciprocal Recognition and Enforcement of Judgments in Civil and Commercial Matters by the Courts of the Mainland and of the Hong Kong Special Administrative Region (關於內地與香港特別行政區法院相互認可和執行民商事案件判決的安排) (the “**2019 Arrangement**”). The 2019 Arrangement regulates, among others, the scope and particulars of judgments, the procedures and methods of the application for recognition or enforcement, the review of the jurisdiction of the court that issued the original judgment, the circumstances where the recognition and enforcement of a judgment shall be refused, and the approaches towards remedies for the reciprocal recognition and enforcement of judgments in civil and commercial matters between the courts in mainland China and those in Hong Kong. The 2019 Arrangement came into effect on January 29, 2024 which superseded the 2008 Arrangement.

Regulations on currency conversion and changes in the exchange rate between RMB and other currencies could negatively affect our financial condition, operations and our ability to pay dividends.

The conversion and remittance of foreign currencies are subject to certain foreign exchange regulations. As we may convert our cash balance in RMB into other currencies to meet our foreign currency obligations, such as payments of dividends on our H Shares, there is no assurance that we will have sufficient foreign exchange to meet these requirements. For example, under the PRC current foreign exchange regulation system, foreign exchange transactions under the current account conducted by us, including the payment of dividends, do not require advance approval from the SAFE; however, we are required to present relevant documentary evidence of such transactions and conduct such transactions at designated foreign exchange banks within the PRC that have the licenses to carry out foreign exchange business. Foreign exchange transactions under the capital account, however, normally need to be approved by or registered with the SAFE or their local branch unless otherwise permitted by law. Any insufficiency of foreign exchange may restrict our ability to obtain sufficient foreign exchange for dividend payments to holders of H Shares or satisfy any other foreign exchange obligation. Moreover, non-compliance with any applicable foreign exchange regulations could subject us to administrative penalties and fines, and could affect our business and reputation.

RISK FACTORS

Fluctuation in the value of the Renminbi may have a material adverse effect on our business.

We conduct most of all our business in Renminbi, which is our reporting currency. The value of the Renminbi against the US dollar, Hong Kong dollar and other currencies may be affected by changes in the PRC's policies and international economic and political developments. As a result of these and any future changes in currency policy, the exchange rate may become volatile, the Renminbi may be revalued further against the US dollar or other currencies or the Renminbi may be permitted to enter into a full or limited free float, which may result in an appreciation or depreciation in the value of the Renminbi against the US dollar or other currencies. In the three years ended December 31, 2022, 2023 and 2024, respectively, we had net foreign exchange loss of RMB280.7 million, net foreign exchange loss of RMB35.3 million and net foreign exchange loss of RMB4.4 million, respectively. Fluctuations in exchange rates may adversely affect the value, translated or converted into US dollars or Hong Kong dollars (which are pegged to the US dollar), of our cash flows, revenues, earnings and financial position. For example, an appreciation of the Renminbi against the US dollar or the Hong Kong dollar would make any new Renminbi-denominated investments or expenditures more costly to us, to the extent that we need to convert US dollars or Hong Kong dollars into Renminbi for such purposes.

Our favorable tax treatment in the PRC may change or discontinue.

Our Company is qualified as a “High and New Technology Enterprise (高新技術企業)” under the relevant PRC tax rules and is entitled to a preferential enterprise income tax rate of 15%. Our Company's enterprise income tax rate during the Track Record Period was 15%. Our current status as a “High and New Technology Enterprise” will expire on December 18, 2026. If we are not able to renew our status as a “High and New Technology Enterprise” after our current status expires, our preferential enterprise income tax rate of 15% will also expire. Under the relevant PRC tax rules, the “High and New Technology Enterprise” qualification is subject to review and approval by the relevant approval authorities every three years.

There can be no assurance that the current favorable tax policies available to our Company and its subsidiary will not be withdrawn or revoked by the PRC government or become less favorable. If the current favorable tax treatments are reduced or are no longer available in the future, our Group's business, financial condition and results of operations in the future may be materially and adversely affected.

We are a mainland China enterprise and we are subject to mainland China tax on our global income and any gains on the sales of H Shares and dividends on the H Shares may be subject to mainland China income taxes.

Under the EIT Law and its implementation rules, subject to any applicable tax treaty or similar arrangement between the mainland China and a non-mainland China investor's jurisdiction of residence that provides for a different income tax arrangement, mainland China withholding tax at the rate of 10% is normally applicable to dividends from mainland China

RISK FACTORS

sources payable to investors that are non-mainland China resident enterprises, which do not have an establishment or place of business in mainland China, or which have an establishment or place of business in mainland China if the relevant income is not effectively connected with such establishment or place of business. Any gains realized on the transfer of shares by such investors are subject to a 10% mainland China income tax rate if such gains are regarded as income from sources within mainland China unless a treaty or similar arrangement provides otherwise.

Under the PRC Individual Income Tax Law (《中華人民共和國個人所得稅法》) and its implementation rules, dividends from sources within mainland China paid to foreign individual investors who are not mainland China residents are generally subject to a mainland China withholding tax at a rate of 20% and gains from mainland China sources realized by such investors on the transfer of shares are generally subject to a 20% mainland China income tax rate, in each case, subject to any reduction or exemption set forth in applicable tax treaties and laws in mainland China. Pursuant to the Circular on Questions Concerning the Collection of Individual Income Tax Following the Repeal of Guo Shui Fa [1993] No. 045 (《關於國稅發[1993]045號文件廢止後有關個人所得稅徵管問題的通知》) (Guo Shui Han [2011] No. 348) (國稅函[2011]348號) dated June 28, 2011, issued by the SAT, dividends paid to non-mainland China resident individual holders of H Shares are generally subject to individual income tax of mainland China at the withholding tax rate of 10%, in which the non-mainland China resident individual holder of H Shares resides as well as the tax arrangement between mainland China and Hong Kong. Non-mainland China resident individual holders who reside in jurisdictions that have not entered into tax treaties with mainland China are subject to a 20% withholding tax on dividends received from us. However, pursuant to the Circular Declaring that Individual Income Tax Continues to be Exempted over Income of Individuals from Transfer of Shares (《關於個人轉讓股票所得繼續暫免徵收個人所得稅的通知》) issued by the MOF of mainland China and the SAT on March 30, 1998, gains of individuals derived from the transfer of listed shares of enterprises may be exempt from individual income tax. In addition, on December 31, 2009, the MOF, the SAT and the CSRC jointly issued the Circular on Relevant Issues Concerning the Collection of Individual Income Tax over the Income Received by Individuals from Transfer of Listed Shares Subject to Sales Limitation (《關於個人轉讓上市公司限售股所得徵收個人所得稅有關問題的通知》) (Cai Shui [2009] No. 167) which states that individuals' income from the transfer of listed shares on certain domestic exchanges shall continue to be exempted from individual income tax, except for the relevant shares which are subject to sales restrictions as defined in the Supplementary Circular on Relevant Issues Concerning the Collection of Individual Income Tax over the Income Received by Individuals from Transfer of the Listed Shares Subject to Sales Limitations (《關於個人轉讓上市公司限售股所得徵收個人所得稅有關問題的補充通知》) (Cai Shui [2010] No. 70). As of the Latest Practicable Date, the aforesaid provision has not expressly provided that individual income tax shall be collected from non-mainland China resident individuals on the sale of shares of mainland China resident enterprises listed on overseas stock exchanges.

RISK FACTORS

If we are sued for infringing, misappropriating, or otherwise violating intellectual property rights of third parties or engaging in unfair competition, such litigation could be costly and time-consuming and could prevent or delay us from developing or commercializing our drug candidates.

Our commercial success depends in part on us and our partners avoiding infringement, misappropriation, and other violations of the patents and other intellectual property rights of third parties. We are aware of numerous issued patents and pending patent applications belonging to third parties that exist in fields in which we are developing our drug candidates. There may also be third-party patents or patent applications of which we are currently unaware, and given the dynamic area in which we operate, additional patents are likely to issue that relate to aspects of our business. There is a substantial amount of litigation and other claims and proceedings involving patent and other intellectual property rights in the pharmaceutical and biopharmaceutical industries generally. As the pharmaceutical and biopharmaceutical industries expand and more patents are issued, the risk increases that our drug candidates may give rise to claims of infringement of the patent rights of others.

Third parties may assert that we are using technology in violation of their patent or other proprietary rights. We may also be subject to allegations by third parties of unfair competition, defamation or violation of their other rights. Defense of these claims, regardless of their merit, could involve substantial litigation expense and divert our technical personnel, management personnel, or both from their normal responsibilities. Even in the absence of litigation, we may seek to obtain licenses from third parties to avoid the risks of litigation, and if a license is available, it could impose costly royalty and other fees and expenses on us.

We are involved in an ongoing patent infringement litigation in connection with the Company's generic drug Linagliptin in which we are the defendant and the amount in dispute is approximately RMB100 million. For details, please see "Business — Legal and Compliance — Recent Intellectual Property Infringement Claim". We cannot assure you that a court would find in our favor on questions of infringement, validity, enforceability, or priority and it could materially and adversely affect our ability to develop and commercialize any of our drug candidates and any other drug candidates covered by the asserted third party patents.

If third parties bring successful claims against us for infringement, misappropriation, or other violations of their intellectual property rights, we may be subject to injunctive or other equitable relief, which could prevent us from developing and commercializing one or more of our drug candidates. Defense of these claims, regardless of their merit, would involve substantial litigation expense and would be a substantial diversion of employee resources from our business. In the event of a successful claim against us of infringement, misappropriation, or other violation of intellectual property, or a settlement by us of any such claims, we may have to pay substantial damages, which we may not be able to be indemnified by our licensing partners. In the event of an adverse result in any such litigation, or even in the absence of litigation, we may need to obtain licenses from third parties to advance our research or allow commercialization of our drug candidates. Any such license might not be available on reasonable terms or at all. Even if we were able to obtain a license, it could be non-exclusive,

RISK FACTORS

thereby giving our competitors and other third parties access to the same technologies license to us, and it could require us to make substantial licensing and royalty payments. In the event that we are unable to obtain such a license, we would be unable to further develop and commercialize one or more of our drug candidates, which could harm our business significantly. We may also elect to enter into license agreements in order to settle patent and other intellectual property infringement claims or to resolve disputes prior to litigation, and any such license agreements may require us to pay royalties and other fees that could significantly harm our business.

Even if litigation or other proceedings are resolved in our favor, there could be public announcements of the results of hearings, motions or other interim proceedings or developments, and if securities analysts or investors perceive these results to be negative, it could have a substantial adverse effect on the market price of our shares. Such litigations or proceedings could substantially increase our operating losses and reduce the resources available for development activities or any future sales, marketing or distribution activities.

If we are unable to obtain and maintain patent protection for our drug candidates through intellectual property rights, or if the scope of such intellectual property rights obtained is not sufficiently broad, third parties could develop and commercialize products and technologies similar or identical to ours and compete directly against us, and our ability to successfully commercialize any product or technology may be adversely affected.

Our success depends in large part on our ability to protect our proprietary technology and drug candidates from competition by obtaining, maintaining, defending and enforcing our intellectual property rights, including patent rights. As of December 31, 2024, we had filed a total of 2,446 invention patent applications, including 382 PCT applications, 1,131 PRC domestic invention applications and 933 overseas applications, among which, a total of 1,401 invention patents have been granted by the relevant patent authorities, including 746 in the PRC and 655 overseas. For further information on our patent portfolio, please see “Business — Intellectual Property ” in this Listing Document. If we or our licensors are unable to obtain or maintain patent protection with respect to our drug candidates and technologies, our business, financial condition, results of operations and prospects could be materially harmed.

The scope of patent protection in various jurisdictions is also uncertain. Changes in either the patent laws or their interpretation in the relevant markets may diminish our ability to protect our inventions, obtain, maintain, defend, and enforce our intellectual property and, more generally, could affect the value of our intellectual property or narrow the scope of our patent rights. We cannot predict whether the patent applications we are currently pursuing and may pursue in the future will issue as patents in any particular jurisdiction or whether the claims of any issued patents will provide sufficient protection from competitors.

RISK FACTORS

The patent prosecution process is expensive, time-consuming and complex, and we may not be able to file, prosecute, maintain, enforce or license all necessary or desirable patent applications at a reasonable cost or in a timely manner in all desirable territories. As a result, we may not be able to prevent competitors from developing and commercializing competitive drugs in all such fields and territories.

Patents may be invalidated and patent applications may not be granted for a number of reasons, including deficiencies in the patent application, a lack of novelty of the underlying invention or technology, or where the subject of the patent application already exists. It is also possible that we will fail to identify patentable aspects of our research and development output in time to obtain patent protection. Although we enter into non-disclosure and confidentiality agreements with parties who have access to confidential or patentable aspects of our research and development output, such as our employees, corporate collaborators, outside scientific collaborators, contract manufacturers, consultants, advisers and other third parties, any of these parties may breach such agreements and disclose such output before a patent application is filed, thereby jeopardizing our ability to obtain patent protection. In addition, publications of discoveries in the scientific literature often lag behind actual discoveries, and patent applications in the United States and other jurisdictions are typically not published until 18 months after filing, or in some cases, not at all. Therefore, we cannot be certain that we were the first to make the inventions claimed in our patents or pending patent applications or that we were the first to file for patent protection of such inventions. Furthermore, China and the United States have adopted the “first-to-file” system under which whoever first files a patent application will be awarded the patent if all other patentability requirements are met. Under the first-to-file system, third parties may be granted a patent relating to a technology which we invented.

In addition, under the PRC patent law, any organization or individual that applies for a patent in a foreign country for an invention or utility model accomplished in China is required to file to the China National Intellectual Property Administration, or CNIPA, for confidentiality examination. Otherwise, if an application is later filed in China, the patent right will not be granted.

The coverage claimed in a patent application can be significantly reduced before the patent is issued, and its scope can be reinterpreted after issuance. Even if patent applications we license or own currently or in the future issue as patents, they may not issue in a form that will provide us with any meaningful protection, prevent competitors or other third parties from competing with us, or otherwise provide us with any competitive advantage. Any patents that we hold or in-license may be challenged, narrowed, circumvented, or invalidated by third parties. In addition, the patent position of biotechnology and pharmaceutical companies generally is highly uncertain, involves complex legal and factual questions, and has been the subject of much litigation in recent years. As a result, the issuance, scope, validity, enforceability and commercial value of our patent rights are highly uncertain.

RISK FACTORS

The issuance of a patent is not conclusive as to its inventorship, scope, validity or enforceability, and our patent rights may be challenged in the courts or patent offices in the relevant markets. We may be subject to a third-party pre-issuance submission of prior art to the IP offices in relevant markets, or become involved in opposition, derivation, revocation, re-examination, post-grant review, inter-parties review, or interference proceedings or similar proceedings in foreign jurisdictions challenging our patent rights or the patent rights of others. An adverse determination in any such submission, proceeding or litigation could reduce the scope of, or invalidate, our patent rights, allow third parties to commercialize our technology or drug candidates and compete directly with us without payment to us, or result in our inability to manufacture or commercialize drug candidates without infringing, misappropriating or otherwise violating third-party patent rights. Moreover, we may have to participate in interference proceedings declared by the IP offices in relevant markets to determine priority of invention or in post-grant challenge proceedings, such as oppositions in a foreign patent office, that challenge the priority of our invention or other features of patentability of our patents and patent applications. Such challenges may result in loss of patent rights, loss of exclusivity, or in patent claims being narrowed, invalidated, or held unenforceable, which could limit our ability to stop others from using or commercializing similar or identical technology and products, or limit the duration of the patent protection of our technology and drug candidates. Such proceedings also may result in substantial costs and require significant time from our scientists and management, even if the eventual outcome is favorable to us. Consequently, we do not know whether any of our technology or drug candidates will be protectable or remain protected by valid and enforceable patents. Our competitors or other third parties may be able to circumvent our patents by developing similar or alternative technologies or products in a non-infringing manner.

Furthermore, although extensions may be available, the life of a patent and the protection it affords, is limited. Even if we successfully obtain patent protection for an approved drug candidate, it may face competition from generic or biosimilar medications once the patent has expired. Manufacturers of generic or biosimilar drugs may challenge the scope, validity or enforceability of our patents in court or before a patent office, and we may not be successful in enforcing or defending those intellectual property rights and, as a result, may not be able to develop or market the relevant product exclusively, which would have a material adverse effect on any potential sales of that product. The issued patents and pending patent applications, if issued, for our drug candidates are expected to expire on various dates as described in “Appendix VI — Statutory and General Information — B. Further Information about Our Business — 2. Our Intellectual Property Rights” in this Listing Document. Upon the expiration of our issued patents or patents that may issue from our pending patent applications, we will not be able to assert such patent rights against potential competitors and our business and results of operations may be adversely affected.

Given the amount of time required for the development, testing and regulatory review of new drug candidates, patents protecting such drug candidates might expire before or shortly after such drug candidates are commercialized. As a result, our patents and patent applications may not provide us with sufficient rights to exclude others from commercializing products similar or identical to ours. Moreover, some of our patents and patent applications are, and may

RISK FACTORS

in the future be, co-owned with third parties. If we are unable to obtain an exclusive license to any such third-party co-owners' interest in such patents or patent applications, such co-owners may be able to license their rights to other third parties, including our competitors, and our competitors could market competing products and technology. In addition, we may need the cooperation of any such co-owners of our patents in order to enforce such patents against third parties, and such cooperation may not be provided to us. Any of the foregoing could have a material adverse effect on our competitive position, business, financial conditions, results of operations and prospects.

In addition, periodic maintenance fees on any issued patent are due to be paid to the CNIPA and other patent agencies in several stages over the lifetime of the patent. The CNIPA and various other governmental patent agencies require compliance with a number of procedural, documentary, fee payment, and other similar provisions during the patent application process. Although an inadvertent lapse can in many cases be rectified by paying a late fee or by other means in accordance with the applicable rules, there are situations in which non-compliance can result in abandonment or lapse of the patent or patent application, resulting in partial or complete loss of patent rights in the relevant jurisdiction. Non-compliance events that could result in abandonment or lapse of a patent or patent application include failure to respond to official actions within prescribed time limits, non-payment of fees, and failure to properly legalize and submit formal documents. In any such event, our competitors might be able to enter the market, which would have a material adverse effect on our business.

We may become involved in lawsuits to protect or enforce our intellectual property, which could be time consuming and unsuccessful. Our patent rights relating to our drug candidates could be found invalid or unenforceable if challenged in court or before the patent authority.

Competitors may infringe our patent rights or misappropriate or otherwise violate our intellectual property rights. To counter infringement or unauthorized use, litigation may be necessary in the future to enforce or defend our intellectual property rights, to protect our trade secrets or to determine the validity and scope of our own intellectual property rights or the proprietary rights of others. This can be expensive and time consuming. Any claims that we assert against perceived infringers could also provoke these parties to assert counterclaims against us alleging that we infringe their intellectual property rights. Many of our current and potential competitors have the ability to dedicate substantially greater resources to enforce and/or defend their intellectual property rights than we can. Accordingly, we may not be able to prevent third parties from infringing upon or misappropriating our intellectual property. An adverse result in any litigation proceeding could put our patent, as well as any patents that may issue in the future from our pending patent applications, at risk of being invalidated, held unenforceable or interpreted narrowly. Furthermore, because of the substantial amount of discovery required in connection with intellectual property litigation, there is a risk that some of our confidential information could be compromised by disclosure during this type of litigation.

RISK FACTORS

We may not be able to protect our intellectual property rights throughout the world or prevent unfair competition by third parties.

Filing, prosecuting, maintaining and defending patents on drug candidates in all countries throughout the world could be prohibitively expensive for us, and our intellectual property rights in some countries can have a different scope and strength than do those in some other countries. In addition, the laws of certain countries do not protect intellectual property rights to the same extent as the laws of certain other countries. Consequently, we may not be able to prevent third parties from practicing our inventions in all countries, or from selling or importing drugs made using our inventions in and into certain jurisdictions. Competitors may use our technologies in jurisdictions where we have not obtained patent protection to develop their own drugs and further, may export otherwise infringing drugs to certain jurisdictions where we have patent protection, but where enforcement rights are not as strong as those in certain other countries. These drugs may compete with our drug candidates and our patent rights or other intellectual property rights may not be effective or adequate to prevent them from competing.

We currently hold issued trademark registrations and have trademark applications pending, any of which may be the subject of a governmental or third-party objection, which could prevent the registration or maintenance of the same. If we are unsuccessful in obtaining trademark protection for our primary brands, we may be required to change our brand names, which could materially adversely affect our business. Moreover, as our products mature, our reliance on our trademarks to differentiate us from our competitors will increase, and as a result, if we are unable to prevent third parties from adopting, registering or using trademarks and trade dress that infringe, dilute or otherwise violate our trademark rights, or engaging in conduct that constitutes unfair competition, defamation or other violation of our rights, our business could be materially adversely affected.

Many companies have encountered significant problems in protecting and defending intellectual property rights in certain jurisdictions. The legal systems of some countries do not favor the enforcement of patents, trade secrets and other intellectual property, particularly those relating to biopharmaceutical products, which could make it difficult in those jurisdictions for us to stop the infringement, misappropriation or other violation of our patents or other intellectual property rights, or the marketing of competing drugs in violation of our proprietary rights. Proceedings to enforce our intellectual property and proprietary rights in foreign jurisdictions could result in substantial costs and divert our efforts and attention from other aspects of our business, could put our patents at risk of being invalidated or interpreted narrowly, could put our patent applications at risk of not issuing, and could provoke third parties to assert claims against us.

We may not prevail in any lawsuits that we initiate and the damages or other remedies awarded, if any, may not be commercially meaningful. Accordingly, our efforts to enforce our intellectual property rights around the world may be inadequate to obtain a significant commercial advantage from the intellectual property that we develop or license.

RISK FACTORS

Many countries have compulsory licensing laws under which a patent owner may be compelled to grant licenses to third parties. In addition, many countries limit the enforceability of patents against government agencies or government contractors. In these countries, the patent owner may have limited remedies, which could materially diminish the value of such patent. If we or any of our licensors is forced to grant a license to third parties with respect to any patents relevant to our business, our competitive position may be impaired, and our business, financial condition, results of operations, and prospects may be adversely affected.

Intellectual property rights do not necessarily address all potential threats.

The degree of future protection afforded by our intellectual property rights is uncertain because intellectual property rights have limitations, and may not adequately protect our business or permit us to maintain our competitive advantage. For example:

- others may be able to make products that are similar to any drug candidates we may develop or utilize similar technology that are not covered by the claims of the patents that we own or license now or in the future;
- we, or our license partners or current or future collaborators, might not have been the first to make the inventions covered by the issued patent or pending patent application that we license or may own in the future;
- we, or our license partners or current or future collaborators, might not have been the first to file patent applications covering certain of our or their inventions;
- others may independently develop similar or alternative technologies or duplicate any of our technologies without infringing, misappropriating or otherwise violating our owned or licensed intellectual property rights;
- it is possible that our pending licensed patent applications or those that we may own in the future will not lead to issued patents;
- issued patents that we hold rights to may be held invalid or unenforceable, including as a result of legal challenges by our competitors;
- our competitors might conduct research and development activities in countries where we do not have patent rights and then use the information learned from such activities to develop competitive products for sale in our major commercial markets;
- we may not develop additional proprietary technologies that are patentable;
- the patents of others may harm our business; and
- we may choose not to file a patent for certain trade secrets or know-how, and a third party may subsequently file a patent covering such intellectual property.

RISK FACTORS

Should any of these events occur, they could have a material adverse effect on our business, financial condition, results of operations and prospects.

If we are unable to protect the confidentiality of our trade secrets, our business and competitive position would be harmed. We may be subject to claims that our employees, consultants, or advisers have wrongfully used or disclosed alleged trade secrets of their former employers or claims asserting ownership of what we regard as our own intellectual property.

In addition to our issued patent and pending patent applications, we rely on trade secrets and confidential information, including unpatented know-how, technology and other proprietary information, to maintain our competitive position and to protect our drug candidates. We seek to protect these trade secrets and confidential information, in part, by entering into non-disclosure and confidentiality agreements with parties that have access to them, such as our employees, corporate collaborators, outside scientific collaborators, sponsored researchers, contract manufacturers, consultants, advisers and other third parties. We also enter into confidentiality and invention or patent assignment agreements with our employees and consultants. However, any of these parties may breach such agreements and disclose our proprietary information, and we may not be able to obtain adequate remedies for such breaches. Enforcing a claim that a party illegally disclosed or misappropriated a trade secret can be difficult, expensive and time-consuming, and the outcome is unpredictable. If any of our trade secrets were to be lawfully obtained or independently developed by a competitor or other third party, we would have no right to prevent them from using that technology or information to compete with us and our competitive position would be harmed.

Furthermore, many of our employees, consultants, and advisers, including our senior management, were previously employed at other biotechnology or pharmaceutical companies, including our competitors or potential competitors. Some of these employees, consultants, and advisers, including each member of our senior management, executed proprietary rights, non-disclosure and non-competition agreements in connection with such previous employment. We may be subject to claims that we or these employees have used or disclosed intellectual property, including trade secrets or other proprietary information, of any such individual's former employer. We are not aware of any threatened or pending claims related to these matters or concerning the agreements with our senior management, but in the future litigation may be necessary to defend against such claims. If we fail in defending any such claims, in addition to paying monetary damages, we may lose valuable intellectual property rights or personnel. Even if we are successful in defending against such claims, litigation could result in substantial costs and be a distraction to management.

In addition, while we typically require our employees, consultants and contractors who may be involved in the development of intellectual property to execute agreements assigning such intellectual property to us, we may be unsuccessful in executing such an agreement with each party who in fact develops intellectual property that we regard as our own, and furthermore, the assignment of intellectual property rights may not be self-executing, or the assignment agreements may be breached, each of which may result in claims by or against us

RISK FACTORS

related to the ownership of such intellectual property. If we fail in prosecuting or defending any such claims, in addition to paying monetary damages, we may lose valuable intellectual property rights. Even if we are successful in prosecuting or defending against such claims, litigation could result in substantial costs and be a distraction to our management and scientific personnel and could have a material adverse effect on our business, financial condition, results of operations, and prospects.

Our business model exposes us to risks of cannibalization and stock obsolescence.

We sell our products primarily through our third-party distributors covering 32 provinces, cities and autonomous regions and nearly 300 prefecture-level cities in the PRC as of December 31, 2024, and the third-party distributors are required by us to sell our products only in the designated market regions. We may be subject to risks of cannibalization if any distributors selling products outside their designated regions, leading to diminished overall revenue and market share. We may also be subject to the risks of stock obsolescence where products lose their value or become unsellable due to factors such as expiration or the emergence of more advanced alternatives.

We have implemented a series of measures to avoid the occurrence of cannibalization. For further details of our measures, please refer to the paragraph headed “Business — Sales, Marketing and Distribution — Measures to Manage Cannibalization and Channel Stuffing” in this Listing Document. However, we cannot guarantee that our distributors would continue to follow our measures, and that our measures can completely avoid the occurrence of cannibalization among different distributors. Any failure by us to effectively prevent cannibalization could materially and adversely affect our sales and the reach of our products to end-consumers, which would in turn result in a material adverse effect on our financial condition and results of operations.

Changes in U.S. and international trade policies, and geopolitical relationships, may cause disruptions to our clinical development, drug manufacturing processes and other aspects of our business and operations.

The recent U.S.-China trade tensions have led to the introduction of high tariffs on a host of goods trading between the two countries. The trade tensions between the two countries have been rising and there is a possibility that the extent and scale of trade restrictions between the two countries be escalated if the U.S. and China fail to reach any agreement to settle the issues. There is no assurance as to how the U.S.-China trade tensions might develop or whether there will be any changes to the scope and extent of goods that are or will be being subject to such export controls, sanctions, tariffs, or new trade policies introduced by the two countries. We cannot predict the implications of the ongoing U.S.-China trade tensions and the resulting impact on our industry and the global economy. Any unfavorable government policies on international trade, such as capital controls or tariffs, may affect the import or export of raw materials and disrupt our drug development and the manufacturing of our drug candidates. Such unfavorable policies may also negatively impact the hiring of scientists and other research and development personnel, the demand for and competitiveness of our drugs, or

RISK FACTORS

prevent us from selling our drugs in certain countries. If any new tariffs, policies, legislation and/or regulations are announced or implemented, or if existing trade agreements are renegotiated, such changes could have an adverse effect on our business, financial condition, results of operations and prospects.

Our business could be negatively affected by changes in geopolitical relationships. Fluctuations in diplomatic relations and changes in governments could present challenges in recruiting qualified personnel, obtaining necessary supplies and raw materials, and the ability to ensure a stable supply chain. The implementation of trade sanctions or export controls could lead to compliance requirements and potential delays in product development. The introduction of new tariffs, modifications to legislation and regulations, or the renegotiation of current trade agreements may have a significant negative impact on our business, future prospects, operational results, financial condition, and cash flows. These factors require ongoing attention and could entail costs and require managerial attention in order to adapt to changing market conditions.

B. RISKS RELATING TO THE LISTING

There are uncertainties relating to the Privatization.

As stated in the 3.5 Announcement and the Composite Document, our Listing is in connection with the Privatization. The Listing and the issuance of the new H Shares to the Share Exchange Shareholders will only take place if all of the Pre-Conditions and the Conditions (being the Conditions to effectiveness and the Conditions to implementation) have been fulfilled or waived (as applicable). Accordingly, the success of the Listing is conditional upon the Privatization becoming successful and it is a condition to the Merger Agreement becoming effective that the approval of Listing Committee of the Stock Exchange for the listing of, and permission to deal in, our H Shares on the Stock Exchange not having been withdrawn and remain valid.

The Merger is subject to various conditions as set forth in detail in the 3.5 Announcement and the Composite Document. As at the date of this Listing Document, the following conditions, amongst others, remain unfulfilled:

- (a) the passing of special resolution(s) by majority of not less than two-thirds of the votes cast by way of poll by the HEC CJ Pharm Shareholders present and voting in person or by proxy at the HEC CJ Pharm EGM to approve the Merger under the Merger Agreement in accordance with the articles of association of HEC CJ Pharm and applicable PRC Laws;
- (b) the passing of special resolution(s) by way of poll approving the Merger under the Merger Agreement at the HEC CJ Pharm H Shareholders' class meeting to be convened for this purpose, provided that: (i) approval is given by at least 75% of the votes attaching to the HEC CJ Pharm H Shares held by the Independent HEC CJ

RISK FACTORS

Pharm Shareholders that are cast either in person or by proxy; and (ii) the number of votes cast against the resolution is not more than 10% of the votes attaching to all HEC CJ Pharm H Shares held by the Independent HEC CJ Pharm Shareholders;

- (c) there being no material breach of the representations, warranties or undertakings given by our Company in the Merger Agreement on the Delisting Date which has a material adverse impact on the Merger;
- (d) there being no material breach of the representations, warranties or undertakings given by HEC CJ Pharm in the Merger Agreement on the Delisting Date which has a material adverse impact on the Merger;
- (e) there being no law, restriction or prohibition of any governmental authority or any judgment, decision or adjudication of any court on the Delisting Date which restricts, prohibits or terminates the Merger; and
- (f) the necessary approval or filing for the Introduction, and permission to deal in the H Shares on the Stock Exchange pursuant to the Introduction not having been withdrawn and remain valid.

The above conditions cannot be waived. Accordingly, if any of the conditions are not satisfied on or before the Long Stop Date, the Privatization will lapse and the Listing will be aborted.

Future sales or perceived sales or conversion of substantial amounts of our Shares in the public market, including any future offering of H Shares or conversion of our unlisted Shares into H Shares, could have a material adverse effect on the prevailing market price of our H Shares and our ability to raise additional capital in the future, or may result in dilution of your shareholding.

The market price of our H Shares could decline as a result of future sales or issuances of a substantial number of our H Shares or other securities relating to our H Shares in the public market, or the perception that such sales or issuances may occur. Moreover, such future sales or perceived sales may also adversely affect the prevailing market price of our H Shares and our ability to raise capital in the future at a favorable time and price. The H Shares held by the Controlling Shareholder are subject to certain lock-up undertakings for a period of up to twelve months after the Listing Date. We cannot assure you that they will not dispose of their Shares they may own now or in the future.

According to the stipulations by the State Council's securities regulatory authority and the Articles of Association, our unlisted Shares may be converted into H Shares, and such converted H Shares may be listed or traded on an overseas stock exchange provided that prior to the conversion and trading of such converted H Shares, the requisite internal approval processes (but without the necessity of Shareholders' approval by class) have been duly completed and the approval from the relevant PRC regulatory authorities, including the CSRC,

RISK FACTORS

have been obtained. In addition, such conversion, trading and listing shall in all respects comply with the regulations prescribed by the State Council's securities regulatory authorities and the regulations, requirements and procedures prescribed by the relevant overseas stock exchange. The conversion of a substantial amount of unlisted Shares into H Shares could further increase the supply of H Shares in the market and could negatively impact the market price of H Shares.

Furthermore, if additional funds are raised through our issuance of new equity or equity-linked securities other than on a pro-rata basis to existing Shareholders, the percentage ownership for such Shareholders may be reduced. Such new securities may also confer rights and privileges that take priority over those conferred by the H Shares.

We may not be able to declare and pay any dividend.

The amount of dividends that the Company may declare and pay in the future will be proposed by our Board of Directors and subject to the approval of our Shareholders at a shareholders' meeting. In considering the amount of dividends to declare and pay, we will consider a number of factors, including our distributable profits, financial condition, cash flow, expected future capital expenditure, return to our Shareholders, capital requirements, finance costs, the external financing environment and any other factors that the Directors may deem relevant. The payment of dividends may also be limited by legal restrictions and by financing agreements that we may enter into from time to time. No dividends have been declared by the Company during the years ended December 31, 2022, 2023 and 2024. There is no assurance that we will be able to declare and pay any dividend in the future.

We cannot assure you that the H Shares will remain listed on the Stock Exchange.

Although it is currently intended that the H Shares will remain listed on the Stock Exchange, there is no guarantee of the continued listing of the H Shares. Among other factors, the Company may not continue to satisfy the listing requirements of the Stock Exchange. Holders of H Shares would not be able to sell their H Shares through trading on the Stock Exchange if the H Shares are no longer listed on the Stock Exchange.

The market price and trading volume of the Company's H Shares may fluctuate significantly and could decline upon completion of the Listing, and investors could lose some or all of their investment.

The trading volume and price of our H Shares may fluctuate significantly. The trading price of our H Shares may fluctuate after the Listing as the public offer price is not available for our H Shares in the Introduction. Prior to the Listing, there is no public offer price for our H Shares. The intrinsic value of our H Shares may differ significantly from the market price for the H Shares following the Listing.

RISK FACTORS

The share price is determined by the supply of and demand for the H Shares and may not necessarily reflect the fair value of our Company. Some of the factors that could negatively affect the share price or result in fluctuations in the price or trading volume of the H Shares include, for example, *ad hoc* developments, fluctuations in our actual or projected operating results, changes in projected or expected financial performance, variations in quarterly results, failure to meet securities analysts' expectations, the contents of published research reports about us or our industry segments or securities analysts failing or ceasing to cover us following the Listing, actions by institutional shareholders and general market conditions or special factors influencing companies in the industry in general. Furthermore, the share price could also decline due to future sales or market expectations of sales of a substantial number of shares in us by significant shareholders. Fluctuations in the equity markets could also cause the share price to decline, though such general fluctuations may not necessarily have any particular basis in our business or prospects. If the share price decreases, investors may be unable to resell their shares at or above their purchase price and may lose some or all of their investment in our H Shares.

Future sales or perceived sales of our Shares in the public market by major Shareholders following the Listing could materially and adversely affect the price of our Shares.

The market price of our H Shares could decrease as a result of future sales of a substantial number of our H shares or other securities relating to our H shares in the public market, or the perception that such sales may occur. Future sales, or anticipated sales, of substantial amounts of our securities could also materially and adversely affect our ability to raise capital at a specific time and on terms favorable to us. In addition, any of our future offerings of securities may dilute the shareholdings of our H Share shareholders.

The industry facts, statistics and forecasts in the Listing Document obtained from various government publications and the industry report have not been independently verified.

Facts, forecasts and statistics in this Listing Document relating to the pharmaceutical industry are obtained from various sources that we believe are reliable, including official government publications as well as a report prepared by Frost & Sullivan that we commissioned. We believe that the sources of such information are appropriate sources for such information and have taken reasonable care in extracting and producing such information. We have no reason to believe that such information is false or misleading or that any fact has been omitted that would render such information false or misleading. However, we cannot guarantee the quality or reliability of information from official government sources. The information from official government sources has not been independently verified by us, the Sole Sponsor, any of our or their respective directors, officers or representatives or any other person involved in the Listing and no representation is given as to its accuracy. You should therefore not place undue reliance on such information. In addition, we cannot assure you that such information is stated or compiled on the same basis or with the same degree of accuracy as or consistent with similar statistics presented elsewhere, and such information may not be complete or up-to-date. In any event, you should consider carefully the importance placed on such information or statistics.

RISK FACTORS

You should read the entire Listing Document carefully, and we strongly caution you not to place any reliance on any information contained in press articles or other media regarding us or the Listing.

Prior to the publication of this Listing Document, there had been press and media coverage regarding us and the Listing, which contained, among other things, certain financial information, projections, valuations and other forward-looking information. We have not authorized the disclosure of any such information in the press or media and do not accept responsibility for the accuracy or completeness of such press articles or other media coverage. We make no representation as to the appropriateness, accuracy, completeness or reliability of any of the projections, valuations or other forward-looking information about us. To the extent that such statements are inconsistent with, or conflict with, the information contained in this Listing Document, we disclaim responsibility for them. Accordingly, prospective investors are cautioned to make their investment decisions only on the basis of the information contained in this Listing Document and should not rely on any other information.

WAIVERS FROM STRICT COMPLIANCE WITH THE LISTING RULES

In preparation of the Listing, we have sought the following waivers from strict compliance with the relevant provisions of the Listing Rules.

MANAGEMENT PRESENCE IN HONG KONG

Pursuant to Rule 8.12 of the Listing Rules, a new applicant applying for a primary listing on the Stock Exchange must have sufficient management presence in Hong Kong. This normally means that at least two of the executive directors must be ordinarily resident in Hong Kong. Rule 19A.15 of the Listing Rules further provides that the requirement in Rule 8.12 of the Listing Rules may be waived by the Stock Exchange in its discretion.

Given that we are headquartered in the PRC with our principal business operation principally located, managed and conducted in the PRC and all of our executive Directors are not ordinarily resident in Hong Kong, our Company considers that it would be practically difficult and commercially unfeasible for us to either relocate two of our executive Directors to Hong Kong or to appoint two additional executive Directors who are ordinarily resident in Hong Kong solely for the purpose of satisfying the requirements under Rule 8.12 and Rule 19A.15 of the Listing Rules.

Accordingly, pursuant to Rule 19A.15 of the Listing Rules, our Company has applied to the Stock Exchange for, and the Stock Exchange has granted, a waiver from strict compliance with the requirements under Rule 8.12 and Rule 19A.15 of the Listing Rules, provided that our Company implements the following arrangements:

- our Company has appointed two authorized representatives (the “**Authorized Representatives**”) pursuant to Rule 3.05 of the Listing Rules, namely, Dr. Zhang Yingjun and Dr. Li Wenjia, both of whom are executive Directors, who will act as our Company’s principal channel of communication with the Stock Exchange. Each of the Authorized Representatives will be available to meet with the Stock Exchange in Hong Kong within a reasonable time frame upon the request of the Stock Exchange and will be readily contactable by telephone and email to deal promptly with enquiries from the Stock Exchange. Each of the Authorized Representatives is authorized by our Board to communicate on behalf of our Company with the Stock Exchange. Our Company is registered as a non-Hong Kong company under Part 16 of the Companies Ordinance, and Mr. Cheng Ching Kit, the company secretary of our Company, has been authorized to accept service of legal process and notice in Hong Kong on behalf of our Company;
- each of the Authorized Representatives has means to contact all members of our Board (including the independent non-executive Directors) and the senior management team promptly at all times as and when the Stock Exchange wishes to contact them or any of them for any matters. To enhance the communication between the Stock Exchange, the Authorized Representatives and our Directors, our Company will implement a number of policies whereby (i) each Director shall provide his/her mobile phone numbers, office phone numbers and email addresses

WAIVERS FROM STRICT COMPLIANCE WITH THE LISTING RULES

to the Authorized Representatives; (ii) in the event that such Director expects to travel and be out of office, he/she shall provide the phone number of the place of his/her accommodation or other contact method to the Authorized Representatives; and (iii) all our Directors and authorized representatives will provide their respective mobile phone numbers, office phone numbers and email addresses to the Stock Exchange. We shall promptly inform the Stock Exchange of any changes to the contact details of the Authorized Representatives and our Directors;

- China Sunrise Capital Limited has been appointed as our Company's compliance advisor, pursuant to Rule 3A.19 of the Listing Rules, to provide our Company with professional advice on continuing obligations under the Listing Rules, and to act at all times, in addition to the two Authorized Representatives, as our Company's additional channel of communication with the Stock Exchange for the period commencing on the Listing Date and ending on the date on which our Company complies with Rule 13.46 of the Listing Rules and publishes its financial results in respect of its first full financial year commencing after the Listing Date. The contact person of the compliance advisor will be fully available to answer enquiries from the Stock Exchange;
- each of our Directors (including independent non-executive Directors) who is not ordinarily resident in Hong Kong has confirmed that he/she possesses or can apply for valid travel documents to visit Hong Kong and would be able to meet with the Stock Exchange in Hong Kong upon reasonable notice; and
- our Company will also appoint other professional advisors (including its legal advisors in Hong Kong) after the Listing to assist our Company in addressing any enquiries which may be raised by the Stock Exchange and to ensure that there will be prompt and effective communication with the Stock Exchange.

DEALINGS IN THE SHARES PRIOR TO LISTING

According to Rule 9.09(b) of the Listing Rules, there must be no dealing in the securities for which listing is sought by any core connected person of the new listing applicant from four clear business days before the expected hearing date until listing is granted (the “**Restricted Period**”).

Our Company has made the Privatization Proposal to privatize HEC CJ Pharm by way of merger by absorption in accordance with the PRC Company Law, other applicable PRC laws, Hong Kong laws, the Takeovers Code and the Listing Rules and pursuant to which, subject to the fulfilment (or waiver, as applicable) of the Pre-Conditions and all the Conditions (being the Conditions to effectiveness and the Conditions to implementation), our Company will issue H Shares to all Share Exchange Shareholders according to the Share Exchange Ratio as the consideration for the Share Exchange. Accordingly, our Company has made an application to

WAIVERS FROM STRICT COMPLIANCE WITH THE LISTING RULES

the Stock Exchange for our listing of the H Shares by way of introduction. According to the Share Exchange Ratio, for every Share Exchange HEC CJ Pharm H Share canceled under the Privatization Proposal, 0.263614 H Shares will be issued.

As at the Latest Practicable Date, to the best knowledge of the Company after due inquiry, (1) Guangdong HEC Technology, (2) Mr. Tang Xinfu, (3) Mr. Li Shuang, Mr. Wang Danjin, Mr. Jiang Juncai and Mr. Li Xuechen, each of whom being a director of HEC CJ Pharm (collectively, the “**Relevant HEC CJ Pharm Directors**”) and (4) Mr. Wang Shengchao and Mr. Luo Zhonghua, each of whom being a supervisor of HEC CJ Pharm (collectively, the “**Relevant HEC CJ Pharm Supervisors**”) held 21,815,200, 130,400, 204,800 and 98,800 HEC CJ Pharm H Shares, respectively. In anticipation of the Share Exchange and for the purpose of the Introduction, 5,750,792, 34,375, 53,988 and 26,045 H Shares will be issued to Guangdong HEC Technology, Mr. Tang Xinfu, the Relevant HEC CJ Pharm Directors and the Relevant HEC CJ Pharm Supervisors, respectively, in the Restricted Period, as consideration for the cancellation of the HEC CJ Pharm H Shares held by each of them.

In this regard, the Share Exchange to be participated by Guangdong HEC Technology, Mr. Tang Xinfu, the Relevant HEC CJ Pharm Directors and the Relevant HEC CJ Pharm Supervisors, and in particular the issuance of H Shares to them in the Restricted Period, may result in a technical deviation from Rule 9.09(b) which prohibits dealing in securities for which listing is sought by any core connected person of our Company during the Restricted Period.

We have therefore applied for, and the Stock Exchange has granted our Company, a waiver from strict compliance with Rule 9.09(b) of the Listing Rules for the issuance of H Shares to Guangdong HEC Technology and Mr. Tang Xinfu under the Share Exchange, subject to the following conditions:

- (1) that the waiver is only applicable to Guangdong HEC Technology, Mr. Tang Xinfu and each of the Relevant HEC CJ Pharm Directors and Relevant HEC CJ Pharm Supervisors with respect to their participation in the Share Exchange;
- (2) save for the participation of Guangdong HEC Technology, Mr. Tang Xinfu and each of the Relevant HEC CJ Pharm Directors and Relevant HEC CJ Pharm Supervisors in the Share Exchange, that no other core connected persons of our Company will deal in the H Shares seeking for the Listing during the Restricted Period;
- (3) our Company undertakes that it shall notify the Stock Exchange of any dealings or suspected dealings in the H Shares seeking for Listing by any core connected persons of the Company during the Restricted Period; and
- (4) our Company undertakes to release price sensitive information to the public as required by the relevant laws and regulations applicable to our Company so that Guangdong HEC Technology, Mr. Tang Xinfu and each of the Relevant HEC CJ Pharm Directors and Relevant HEC CJ Pharm Supervisors will not be in possession of non-public price sensitive information.

WAIVERS FROM STRICT COMPLIANCE WITH THE LISTING RULES

SHARE ISSUE RESTRICTION

Rule 10.08 of the Listing Rules provides that no further shares or securities convertible into equity securities of a listed issuer may be issued or form the subject of any agreement to such an issue within six months from the date on which securities of the listed issuer first commence dealings on the Stock Exchange (whether or not such issue of shares or securities will be completed within six months from the commencement of dealing) except for the circumstances more particularly stated in the Listing Rules.

Our Company has applied to the Stock Exchange for a waiver from strict compliance with the restrictions on further issue of Shares (or convertible securities) within the first six months from the Listing Date under Rule 10.08 of the Listing Rules, and the Stock Exchange has granted such a waiver subject to the following conditions:

- (a) any issue of Shares (or convertible securities) by our Company during the first six months from the Listing Date must be for cash to fund a specific acquisition, as part of or full consideration for the acquisitions, or to be used for our R&D expenditures, sales network construction or construction of our production facilities;
- (b) the matter mentioned in (a) above must contribute to the growth of our Group's operation;
- (c) any further issue of new Shares will be made under a general mandate or subject to the Shareholders' approval as required under Rule 13.36 of the Listing Rules with the total number of Shares that are issued or to be issued not exceeding 20% of the total number of Shares in issue as at the Listing Date. Upon completion of any issuance(s) within six months after Listing, our Controlling Shareholders would hold no less than 42.48% of the total issued share capital of our Company; and
- (d) our Controlling Shareholders will not cease to be Controlling Shareholders upon the issue of any Shares within the first 12 months from the Listing Date in compliance with Rule 10.07(1) of the Listing Rules.

The reasons for the application for a waiver from strict compliance with Rule 10.08 of the Listing Rules by our Company are, *inter alia*, as follows:

- (a) our Company is seeking a listing of its H Shares on the Stock Exchange by way of introduction. The relevant H Shares subject to the listing application are H Shares to be issued as consideration for the cancelation of the Share Exchange HEC CJ Pharm H Shares pursuant to the Merger and the Privatization. Our Company is not issuing any other new H Shares or raising new funds pursuant to the Introduction. Accordingly, our Company's listing by way of introduction itself will not result in any dilution of the Shareholders' interests in our Company;

WAIVERS FROM STRICT COMPLIANCE WITH THE LISTING RULES

- (b) as our Company continues to expand its business and enrich its product pipeline, it is essential for our Company to have flexibility in raising funds by way of further issue of new H Shares to support our business development or entering into further acquisitions with issuance of H Shares as consideration should an appropriate opportunity arise. In addition, our Company considers that any issue of new H Shares by our Company will enhance our Shareholders' base and increase the trading liquidity of the H Shares. The interests of our Shareholders and prospective investors would be prejudiced if our Company could not raise funds for our business development or expansion due to the restrictions under Rule 10.08 of the Listing Rules;
- (c) the interests of our Shareholders will be protected since any further issue of Shares by our Company will have to be subject to the Shareholders' approval as required under Rule 13.36 of the Listing Rules; and
- (d) since the commencement of the Track Record Period, our Controlling Shareholders have at all times maintained more than 30% interest in our Company. They remained strongly committed to our Company and save for the deemed disposal by our Controlling Shareholders resulting from any issue of securities by our Company within six months from the Listing Date, they intend not to dispose of any Shares owned by them within six months from the Listing Date and have undertaken to remain as Controlling Shareholders for the first 12 months from the Listing Date.

CONTINUING CONNECTED TRANSACTIONS

Our Group entered into and is expected to continue with certain transactions which would constitute partially exempted continuing connected transactions under Chapter 14A of the Listing Rules, following completion of the Listing. We have applied for, and the Stock Exchange has granted, a waiver from strict compliance with the relevant requirements under Chapter 14A of the Listing Rules in respect of such partially exempted continuing connected transactions. For details, please refer to the section headed "Connected Transactions" in this Listing Document.

PUBLIC FLOAT

Rule 8.08(1)(a) of the Listing Rules provides that there must be an open market in the securities for which listing is sought which normally means that at least 25% of the issuer's total issued share capital must at all times be held by the public.

We have applied to the Stock Exchange for, and the Stock Exchange has granted, a waiver from strict compliance with the minimum public float requirement under Rule 8.08(1)(a) of the Listing Rules so that the minimum percentage of our H Shares from time to time held by the public shall be the higher of (1) 18.53% and (2) such percentage of H Shares to be held by the public immediately upon completion of the Introduction and the Privatization.

WAIVERS FROM STRICT COMPLIANCE WITH THE LISTING RULES

Assuming that the Merger is approved and all the Dissenting Shareholders request that their HEC CJ Pharm H Shares to be acquired at a “fair price”, the Company is expected to have more than 300 Shareholders upon Listing, which satisfies the requirement under Rule 8.08(2) of the Listing Rules.

Assuming that the Merger is approved and all the Dissenting Shareholders request that their HEC CJ Pharm H Shares to be acquired at a “fair price”, it is expected that the three largest public Shareholders will hold in aggregate not more than 50% of H Shares in public hands, which satisfies the requirement under Rule 8.08(3) of the Listing Rules.

Assuming that the Merger is approved and all the Dissenting Shareholders request that their HEC CJ Pharm H Shares to be acquired at a “fair price”, the expected market capitalisation of the H Shares held by the public upon the Listing is approximately HK\$7,822.3 million (based on the value of each H Share of approximately HK\$73.21 indicated in valuation report appended to the 3.5 Announcement), which satisfies the requirement under Rule 8.09(1) of the Listing Rules.

This waiver has been granted on the basis that (a) the Company will have a market capitalization at the time of Listing of over HK\$10 billion, (b) the Company will have an open market in the H Shares to be held by the public upon the Listing, where the quantity and scale of the H Shares would enable the market to operate properly with a lower percentage of public float, (c) the Company will make appropriate disclosure of the lower prescribed percentage of public float in the Listing Document, (d) the Company will announce the percentage of H Shares held by the public immediately after the completion of the Introduction and the Privatization such that the public will be informed of the minimum public float requirement applicable to the Company, (e) the Company will confirm the sufficiency of the public float prescribed by the Stock Exchange in its successive annual reports after the Listing, and (f) the Company will implement appropriate measures and mechanisms to ensure continual maintenance of the minimum percentage of public float.

INFORMATION ABOUT THIS LISTING DOCUMENT AND THE INTRODUCTION

DIRECTORS' RESPONSIBILITY FOR THE CONTENTS OF THIS LISTING DOCUMENT

This Listing Document, for which the Directors (including any proposed Director who is named as such in this Listing Document) collectively and individually accept full responsibility, includes particulars given in compliance with the Securities and Futures (Stock Market Listing) Rules (Chapter 571V of the Laws of Hong Kong) and the Listing Rules for the purpose of giving information with regard to our Group. Our Directors, having made all reasonable enquiries, confirm that to the best of their knowledge and belief the information contained in this Listing Document is accurate and complete in all material respects and not misleading or deceptive, and there are no other matters the omission of which would make any statement herein or this Listing Document misleading.

CSRC FILING

We have filed the required documents with the CSRC, and the CSRC has issued the filing notice dated June 16, 2025, confirming our completion of the filing regarding the application for listing of the H Shares on the Stock Exchange pursuant to the new filing regime introduced by the Overseas Listing Trial Measures for the Listing.

INFORMATION AND REPRESENTATIONS

Our Company has not authorised anyone to provide any information or to make any representation not contained in this Listing Document. You should not rely on any information or representation not contained in this Listing Document as having been authorised by our Group, the Sole Sponsor, or any of our or its respective directors, officers or representatives or any other person involved in the Listing. The delivery of this Listing Document should not, under any circumstances, constitute a representation that there has been no change or development reasonably likely to involve a change in our affairs since the date of this Listing Document or imply that the information contained in this Listing Document is correct as at any date subsequent to the date of this Listing Document.

RESTRICTIONS ON THE USE OF THIS LISTING DOCUMENT

This Listing Document is published solely in connection with providing information on the Introduction. Unless expressly authorized, it may not be used for any other purpose and, in particular, no person is authorised to use or reproduce this Listing Document or any part thereof in connection with any offering of H Shares or other securities of our Company. Accordingly, there is no, and will not be any, offer of or solicitation, or an invitation by or on behalf of our Company and/or the Sole Sponsor to subscribe for or purchase, any of the H Shares or other securities of our Company. Neither this Listing Document nor any other document or information (or any part thereof) delivered or supplied under or in relation to the Introduction may be used for the purpose of, and the delivery, distribution and availability of

INFORMATION ABOUT THIS LISTING DOCUMENT AND THE INTRODUCTION

this Listing Document or such other document or information (or any part thereof) does not constitute, any offer of or solicitation or an invitation by or on behalf of our Company and/or the Sole Sponsor, to subscribe for or purchase any of the H Shares or other securities of our Company.

NO CHANGE IN THE NATURE OF OUR BUSINESS

No change in the nature of our business is contemplated immediately following the Introduction.

APPLICATION FOR LISTING ON THE STOCK EXCHANGE

We have applied to the Stock Exchange for the listing of, and permission to deal in, our H Shares to be issued as mentioned in this Listing Document. Please see the section headed “Share Capital” in this Listing Document for more details. Save as disclosed in this Listing Document, no part of our Shares is listed on or dealt in on any other stock exchange and no such listing or permission to list is being or proposed to be sought in the near future.

The Introduction does not involve a public offering of H Shares or any other securities of our Company for purchase or subscription and no money will be raised in conjunction with the Introduction.

CONDITIONS OF THE INTRODUCTION

The Introduction is conditional on the Merger Agreement becoming effective, and the Stock Exchange granting the listing of, and permission to deal in, the H Shares on the Main Board of the Stock Exchange and such approval not having been revoked prior to the Introduction. If such conditions are not satisfied, the Introduction will not take place, in which case an announcement to that effect will be made.

H SHARE REGISTRAR AND STAMP DUTY

All of the H Shares to be issued will be registered on our H Share register of members to be maintained in Hong Kong by our H Share Registrar, Computershare Hong Kong Investor Services Limited. Our principal register of members will be maintained by us at our head office in the PRC. Dealings in our H Shares registered on our H Share Registrar will be subject to Hong Kong stamp duty. Please see the section headed “Appendix III – Taxation and Foreign Exchange” in this Listing Document for more details.

Unless determined otherwise by the Company, dividends payable in respect of our H Shares will be paid to the Shareholders as recorded on the H Share register of our Company in Hong Kong and sent by ordinary post, at the Shareholders’ risk, to the registered address of each Shareholder.

INFORMATION ABOUT THIS LISTING DOCUMENT AND THE INTRODUCTION

H SHARES WILL BE ELIGIBLE FOR ADMISSION INTO CCASS

Subject to the granting of listing of, and permission to deal in, our H Shares on the Stock Exchange and our Company's compliance with the stock admission requirements of HKSCC, our H Shares will be accepted as eligible securities by HKSCC for deposit, clearance and settlement in CCASS with effect from the date of commencement of dealings in the H Shares on the Stock Exchange or any other date HKSCC chooses. Settlement of transactions between Exchange Participants (as defined in the Listing Rules) is required to take place in CCASS on the second settlement day after any trading day. All activities under CCASS are subject to the General Rules of HKSCC and HKSCC Operational Procedures in effect from time to time.

All necessary arrangements have been made for the H Shares to be admitted into CCASS. If you are unsure about the details of CCASS settlement arrangements and how such arrangements will affect your rights and interests, you should seek the advice of your stockbrokers or other professional advisors.

PROFESSIONAL TAX ADVICE RECOMMENDED

You should consult your professional advisors if you are in any doubt as to the taxation implications of receiving, purchasing, holding, disposing of and dealing in our H Shares. It is emphasised that none of our Company, the Sole Sponsor, any member of our Group or the respective directors, officers or representatives of our Company, the Sole Sponsor and members of our Group or any other person involved in the Listing accepts responsibility for any tax effects or liabilities resulting from the receipt of, purchase, holding or disposing of, or dealing in, our H Shares or your exercise of any rights attaching to our H Shares.

COMMENCEMENT OF DEALINGS IN THE H SHARES

Dealings in our H Shares on the Stock Exchange are expected to commence at 9:00 a.m. on Thursday, August 7, 2025. Our H Shares will be traded in board lots of 100 H Shares each and will be traded on the Main Board of the Stock Exchange in Hong Kong dollars. The stock code of our H Shares is 6887.

LANGUAGE

If there is any inconsistency between this Listing Document and the Chinese translation of this Listing Document, this Listing Document shall prevail unless otherwise stated. However, the translated English names of the Chinese and foreign national, entities, departments, facilities, certificates, titles, laws, regulations (including certain of our subsidiaries) and the like included in this Listing Document and for which no official English translation exists are unofficial translations for your reference only. If there is any inconsistency, the names in their original languages shall prevail.

INFORMATION ABOUT THIS LISTING DOCUMENT AND THE INTRODUCTION

ROUNDING

Certain amounts and percentage figures included in this Listing Document have been subject to rounding adjustments. Any discrepancies in any table, chart or elsewhere between the total shown and the sum of the amounts listed are due to rounding.

CURRENCY TRANSLATION

Solely for your convenience, this Listing Document contains translations among certain amounts denominated in Renminbi, Hong Kong dollars and US dollars at specified rates.

Unless otherwise specified, the translation of Renminbi into Hong Kong dollars, of Renminbi into US dollars and of Hong Kong dollars into US dollars, and vice versa, in this Listing Document was made at the following rates:

RMB0.92526 to HK\$1.00

RMB7.1996 to US\$1.00

HK\$7.7812 to US\$1.00

No representation is made that any amounts in Renminbi, Hong Kong dollars or US dollars can be or could have been at the relevant dates converted at the above rates or any other rates or at all.

DIRECTORS, SUPERVISORS AND PARTIES INVOLVED IN THE INTRODUCTION

DIRECTORS

Name	Address	Nationality
<i>Executive Directors</i>		
Dr. Zhang Yingjun (張英俊博士)	Villa 6-1 HEC Scientific Park No. 368 Zhen'an Middle Road Chang'an County Dongguan City Guangdong Province, PRC	Chinese
Dr. Li Wenjia (李文佳博士)	24G, Unit B, Block 6, Yongjing Bay Garden 48 Airon Road Nanshan District Shenzhen City Guangdong Province, PRC	Chinese
<i>Non-executive Directors</i>		
Mr. Zhang Yushuai (張寓帥先生)	House 8 Living Community 1 HEC Industrial Development Co., Ltd Rucheng Industrial Road Ruyuan Yao Autonomous County Guangdong Province, PRC	Chinese
Mr. Tang Xinfu (唐新發先生)	West Fourth Floor, Building 106 Huafa North Road Futian District Shenzhen City Guangdong Province, PRC	Chinese
Mr. Zhu Yingwei (朱英偉先生)	25, Zone E, Dongfang Garden 9017 Shennan Avenue Nanshan District Shenzhen City Guangdong Province, PRC	Chinese
Mr. Zeng Xuebo (曾學波先生)	2402 34 Shanhu Road Luopu Street Panyu District Guangzhou City Guangdong Province, PRC	Chinese

DIRECTORS, SUPERVISORS AND PARTIES INVOLVED IN THE INTRODUCTION

Name	Address	Nationality
Ms. Dong Xiaowei (東曉維女士)	Room 401, Haide Pavilion, Building 8 Gelan Mingzhu Dongguan City, Guangdong Province, PRC	Chinese
Ms. Wang Lei (王蕾女士)	11A, Block B, Changyi Garden 59 Baihua Fourth Road Futian District Shenzhen City Guangdong Province, PRC	Chinese
<i>Independent Non-executive Directors</i>		
Dr. Li Xintian (李新天博士)	1-14C, Yin Hai Shangzhuang, No. 52, Hongshan Side Road, Wuchang District, Wuhan City, Hubei Province, PRC	Chinese
Dr. Ma Dawei (馬大為博士)	1301, Building 2 Lane 2455, Xietu Road Xuhui District Shanghai PRC	Chinese
Dr. Yin Hang Hubert (尹航博士)	2601, Unit 1, Building 4 Shuangqingyuan Haidian District Beijing PRC	American
Dr. Lin Aimei (林愛梅博士)	Room 1102, Unit 3, G7 Building, Wenchang Campus China University of Mining and Technology	Chinese
Dr. Ye Tao (葉濤博士)	Flat B, 21/F, Tower 1A Oceanaire 18 Po Tat Street Ma On Shan New Territories, Hong Kong	Chinese

DIRECTORS, SUPERVISORS AND PARTIES INVOLVED IN THE INTRODUCTION

SUPERVISORS

Name	Address	Nationality
Dr. Li Jing (李靜博士)	Room 02, Building 13 HEC Scientific Park No. 368 Zhen'an Middle Road Chang'an County Dongguan City Guangdong Province, PRC	Chinese
Mr. Chen Gang (陳罡先生)	Room 05, Building 08 HEC Scientific Park No. 368 Zhen'an Middle Road Chang'an County Dongguan City Guangdong Province, PRC	Chinese
Mr. Qing Shiwei (青仕偉先生)	Room 931, Building 33 HEC Scientific Park No. 368 Zhen'an Middle Road Chang'an County Dongguan City Guangdong Province, PRC	Chinese

For further details of the biographies and other relevant information of our Directors and Supervisors, see “Directors, Supervisors and Senior Management” in this Listing Document.

DIRECTORS, SUPERVISORS AND PARTIES INVOLVED IN THE INTRODUCTION

PARTIES INVOLVED IN THE INTRODUCTION

Sole Sponsor

**China International Capital Corporation
Hong Kong Securities Limited**
29/F, One International Finance Centre
1 Harbour View Street, Central
Hong Kong

**Financial Advisors to our Company
in respect of the Privatization**

**China International Capital Corporation
Hong Kong Securities Limited**
29/F, One International Finance Centre
1 Harbour View Street, Central
Hong Kong

Legal Advisors to our Company

As to Hong Kong law and U.S. law:
Slaughter and May
47/F, Jardine House
One Connaught Place
Central
Hong Kong

As to Hong Kong law:
Jia Yuan Law Office
Suites 3502-3503, 35/F
Tower 1, Exchange Square
8 Connaught Place, Central
Hong Kong

As to PRC law:
Jia Yuan Law Offices
45/F, Media Finance Center
Pengcheng 1st Road
Futian District
Shenzhen
PRC

DIRECTORS, SUPERVISORS AND PARTIES INVOLVED IN THE INTRODUCTION

Legal Advisors to the Sole Sponsor

As to Hong Kong law and U.S. law:

Freshfields

55/F, One Island East
Taikoo Place
Quarry Bay
Hong Kong

As to PRC law:

Tian Yuan Law Firm

509, Tower A
International Enterprise Building
35 Financial Street
Xicheng District
Beijing
PRC

Auditors and Reporting Accountants

KPMG

*Certified Public Accountants
Public Interest Entity Auditor
registered in accordance with the
Accounting and Financial Reporting
Council Ordinance
8th Floor, Prince's Building
10 Chater Road
Central
Hong Kong*

Industry Consultant

**Frost & Sullivan (Beijing) Inc.,
Shanghai Branch Co.**

Room 2504
Wheelock Square
1717 Nanjing West Road
Shanghai
PRC

CORPORATE INFORMATION

Registered Office	1 Industrial North Road Songsan Lake Park Dongguan City Guangdong Province, the PRC
Headquarters and Principal Place of Business in the PRC	HEC Scientific Park No. 368 Zhen An Zhong Road Chang'an County Dongguan Guangdong Province, the PRC
Principal Place of Business in Hong Kong	40th Floor, Dah Sing Financial Centre No. 248 Queen's Road East Wanchai, Hong Kong
Company's Website	<u>www.hecpharm.com</u> <i>(the information contained on the website does not form part of this Listing Document)</i>
Company Secretary	Mr. Cheng Ching Kit (鄭程傑) (ACG, HKACG) 40th Floor, Dah Sing Financial Centre No. 248 Queen's Road East Wanchai, Hong Kong
Authorized Representatives	Dr. Zhang Yingjun (張英俊) Villa 6-1 HEC Scientific Park No. 368 Zhen'an Middle Road Chang'an County Dongguan City Guangdong Province, PRC Dr. Li Wenjia (李文佳) 24G, Unit B, Block 6 Yongjing Bay Garden 48 Airong Road Nanshan District Shenzhen City Guangdong Province, PRC
Audit Committee	Dr. Lin Aimei (林愛梅) (Chairman) Mr. Tang Xinfu (唐新發) Dr. Li Xintian (李新天)

CORPORATE INFORMATION

Remuneration and Appraisal Committee	Dr. Lin Aimei (林愛梅) (<i>Chairman</i>) Dr. Zhang Yingjun (張英俊) Dr. Li Xintian (李新天)
Nomination Committee	Dr. Yin Hang Hubert (尹航) (<i>Chairman</i>) Dr. Zhang Yingjun (張英俊) Dr. Li Xintian (李新天)
Strategic Committee	Dr. Zhang Yingjun (張英俊) (<i>Chairman</i>) Mr. Zeng Xuebo (曾學波) Dr. Yin Hang Hubert (尹航)
Compliance Advisor	China Sunrise Capital Limited Units 4513 45th Floor, The Center 99 Queen's Road Central Hong Kong
H Share Registrar	Computershare Hong Kong Investor Services Limited Shops 1712-1716, 17th Floor Hopewell Centre 183 Queen's Road East Wan Chai Hong Kong
Principal Bank	China Merchants Bank Dongguan Chang'an branch First floor Changsheng Xi'an Road Sports Park Activity Center Chang'an County Dongguan Guangdong Province, the PRC

INDUSTRY OVERVIEW

The information and statistics set out in this section and other sections of this Listing Document were extracted from various official government publications, available sources from public market research, other sources from independent suppliers, and the independent industry report prepared by Frost & Sullivan. We engaged Frost & Sullivan to prepare the Frost & Sullivan Report, an independent industry report, in connection with the Listing. The information extracted from official government sources has not been independently verified by us, the Sole Sponsor, any of their respective directors and advisers, or any other persons or parties involved in the Listing, and no representation is given as to its accuracy.

THE PHARMACEUTICAL MARKET

Overview of the Global Pharmaceutical Market

The size of the global pharmaceutical market was USD1,472.3 billion in 2023 and is expected to reach USD1,766.7 billion in 2026 and USD2,069.4 billion in 2030, representing a CAGR of 6.3% from 2023 to 2026 and 4.0% from 2026 to 2030, respectively.

Overview of the Pharmaceutical Market in China

Accompanying the growth in demands of the economy and healthcare industry, the size of China's pharmaceutical market increased from RMB1,533.4 billion in 2018 to RMB1,618.3 billion in 2023, representing a CAGR of 1.1%. The PRC pharmaceutical market will further

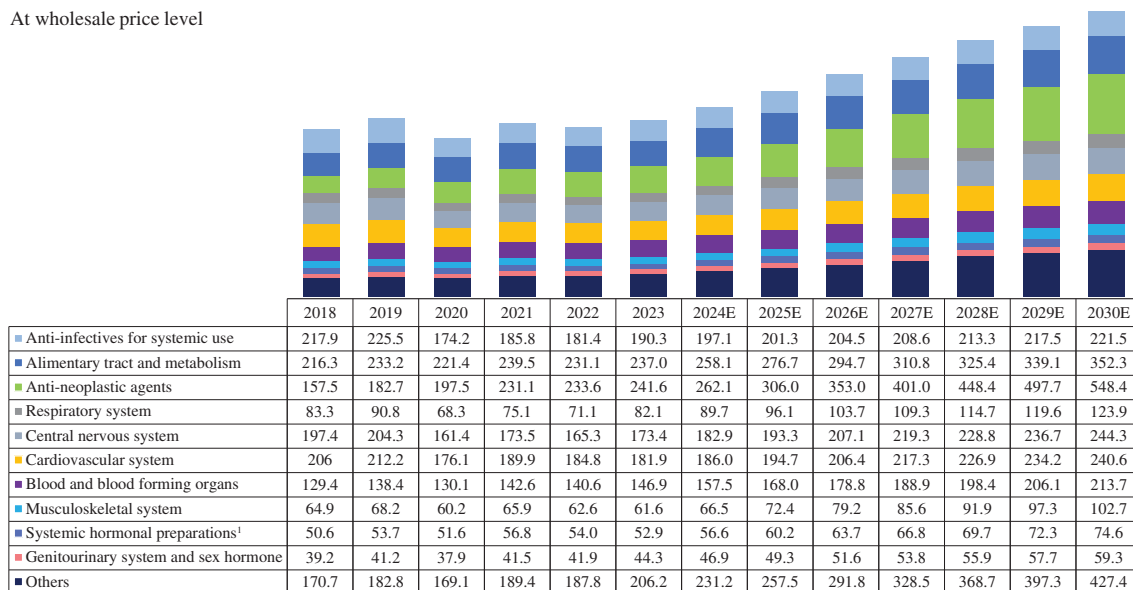
INDUSTRY OVERVIEW

increase to RMB2,034.5 billion in 2026 and RMB2,608.8 billion in 2030, representing a CAGR of 7.9% from 2023 to 2026 and 6.4% from 2026 to 2030, respectively. The chart below sets forth the size of the pharmaceutical market in China by therapeutic areas from 2018 to 2030.

Pharmaceutical Market in China, 2018-2030E

Billion RMB

At wholesale price level



Note:

1. Excludes sex hormones and insulins

Source: Annual reports of listed companies, NMPA, CDE, NRDL, Expert interviews, Frost & Sullivan analysis

Threats and Challenges of the Pharmaceutical Market in China

Pressure from VBP. China's VBP policy imposes significant price pressures on pharmaceutical companies. Through large-scale procurement initiatives, the government reduces drug prices, compelling many pharmaceutical companies to lower their prices to remain competitive. This dynamic particularly affects manufacturers of innovative drugs, as the financial strain may hinder their ability to recover R&D costs, thereby impacting the development and market availability of new drugs.

Challenges in Innovative Drug R&D. Chinese pharmaceutical companies encounter significant challenges in the research and development of innovative drugs. Despite advancements in biopharmaceuticals and vaccine development, the overall innovation landscape in China remains relatively underdeveloped. The lengthy drug development cycles and substantial financial investments required, coupled with the complex clinical trial and approval processes, elevate risks for companies, particularly those with limited capital and technological capabilities. Furthermore, inadequate intellectual property protection for domestic innovative drugs may discourage investments in R&D.

INDUSTRY OVERVIEW

Challenges in Drug Internationalization. The internationalization of China's pharmaceutical industry presents various challenges. While the domestic market is expanding rapidly, companies aiming to penetrate international markets often face cultural, legal and regulatory hurdles. Variations in drug approval standards across different countries can extend the timelines for market entry. Additionally, the increasing intensity of international competition, combined with relatively weaker brand recognition and influence among domestic companies, necessitates greater effort to meet the demands of the global market.

Intense Market Competition. The Chinese pharmaceutical market is highly competitive, with intense rivalry among domestic companies and multinational pharmaceutical firms. The prevalence of generic drugs and price-driven competition have further compressed profit margins of drugs. Many companies resort to price wars and aggressive promotional tactics to capture market share, which may disrupt market stability and adversely affect drug quality and the pursuit of innovative R&D.

Entry Barriers of the Pharmaceutical Market in China

Regulatory hurdles. New entrants in the Chinese pharmaceutical market face significant regulatory challenges, with stringent oversight by the NMPA to ensure drug safety, efficacy, and quality. Compliance with regulations, including clinical trials, product testing, manufacturing standards, and marketing approvals, requires substantial investments in regulatory expertise and resources, creating barriers to market entry and product commercialization.

Established competition. The market is highly competitive with numerous domestic and global players. Established companies benefit from strong brand recognition, extensive distribution networks, and established relationships with healthcare providers and regulators. New entrants must contend with these entrenched competitors, who possess considerable resources and experience in navigating the local market.

Quality and compliance requirements. Smaller pharmaceutical companies often struggle to meet stringent quality standards and regulatory requirements, including GMP standards. Compliance demands significant investment in infrastructure, technology, and expertise. Companies that fail to meet these standards may struggle to gain market acceptance and secure necessary product approvals.

Growth Drivers of the Pharmaceutical Market in China

Expansion of the Patient Population. China's aging population is growing, leading to an enlarged pool of patients with various age-related health issues, such as chronic diseases and cancer. For example, the number of diabetic patients in China reached 143.4 million in 2023 and is expected to increase to 157.6 million in 2030. In China, incidence of cancer was 4.9 million in 2023 and is expected to reach 5.6 million in 2030. The increasing number of patients is expected to spur the demands for medications and treatments, driving the growth of the pharmaceutical market in China.

INDUSTRY OVERVIEW

Favorable Government Policies. The Chinese government promulgated a series of policies to shorten the review and approval process for innovative drugs. In addition, the Chinese government has implemented a priority review system for certain drugs, which aims to accelerate the process of getting to the market the drugs that have the potential to address urgent clinical needs. These include the “Opinions of Encouraging Drug Innovation to Implement Priority Review and Approval” (《總局關於鼓勵藥品創新實行優先審評審批的意見》) issued by the General Office of the State Council in 2017 and the “Notice on Soliciting Opinions on the Working Procedures of Breakthrough Therapeutics and the Priority Review and Approval Process” (《關於突破性治療藥物工作程序和優先審評審批工作程序徵求意見的通知》) issued by the NMPA in 2019. Patent protection in China has been greatly enhanced as well. All these reforms will encourage domestic players to invest more in the research and development of innovative drugs. This increase in range of diverse, innovative drugs available in China will, in turn, boost consumption in the future.

Increased Medical Insurance Expenditure. In recent years, the Chinese government has continuously increased its investment in medical security. This kind of investment not only improves the people’s medical security level but also provides a broad market space for pharmaceutical enterprises. For instance, expenditure of the basic medical insurance fund increased from RMB1,782.2 billion in 2018 to RMB2,814.0 billion in 2023, with a CAGR of 9.6%. New drugs are quickly covered by medical insurance after listing, which provides opportunities for pharmaceutical companies to quickly recover their research and development investment, thus further stimulating the innovation vitality of enterprises. Currently, the national population participation rate in medical insurance schemes remains stable at approximately 95%, and the reimbursement rate of hospitalization expenses under employee medical insurance and urban and rural residents’ medical insurance is also very high. As more people are able to enjoy the benefits brought about by medical insurance, this would further enhance the demands for the growth and expansion of the pharmaceutical market.

Improvement of China’s Economy and Increase in Per Capita Income. With the rapid development of China’s economy, income levels are constantly improving, and the demand for medical care is gradually increasing. This growth trend provides a broad market space and potential for the pharmaceutical market. Economic growth means an increase in the country’s overall wealth, which usually provides the government with greater financial resources to invest in medical security. As a result, the coverage and quality of medical insurance will be improved. China’s disposable income per capita increased from RMB28,228 in 2018 to RMB39,218 in 2023, with a CAGR of 6.8%. The increase in residents’ income means that individuals have more disposable income for medical care consumption. As such, they would be more willing to invest in their own health and that of their families, and the demand for high-quality and efficient medical services and medicines would increase accordingly. In addition, people’s health awareness is gradually improving. More and more people are beginning to pay attention to their health status, actively participate in health management, and are willing to pay more for prevention and healthcare. This increase in health awareness will further promote the development of the pharmaceutical market, especially in the fields of preventive healthcare and chronic disease management.

INDUSTRY OVERVIEW

Increased Investment in Research and Development. The pharmaceutical industry is capital-intensive by nature and requires huge investment in both research and development as well as the manufacturing process. Investment in research and development in China has grown substantially. For example, USD30.1 billion was spent on drug research and development in China in 2023, representing a CAGR of 11.5% from 2018 to 2023. This is expected to rise to USD42.8 billion by 2026 and USD76.0 billion by 2030, representing a CAGR of 12.5% from 2023 to 2026 and 15.5% from 2026 to 2030, respectively. This increase in investment provides abundant capital for research and development of innovative drugs, investigations of emerging categories and the establishment of manufacturing facilities.

Advancement of Technology. The development of technology promotes the development of the pharmaceutical industry in China. In particular, biotechnology can create substances that cannot be found in nature, as well as synthesize different substances to take advantage of synthetic substances, and even exploit the unique characteristics of viruses. Additionally, the increasing prevalence of multidisciplinary fields, such as genome technology and information technology, has promoted the development of precision medicine. Accordingly, it is necessary to develop innovative drugs with more precise targeting.

Market Trends of the Pharmaceutical Market in China

Increased Permeability of Drugs for Infectious Diseases. Infectious diseases, especially respiratory infections, have always been a major global health problem. The penetration rate of drugs for infectious diseases is expected to increase as people deepen their understanding of these diseases and medical technology continues to advance. With the popularization of medical knowledge and the improvement of public health awareness, people's perception of infectious diseases has changed significantly. People have started to pay more attention to prevention and treatment and are willing to invest more resources and time into managing these diseases. This change in perception will help to promote the development of the drug market for infectious diseases. With the progress of medical science and technology, new drugs for infectious diseases are constantly emerging, which provides more choice for the treatment of these diseases. These drugs have greater curative effect and fewer side effects and are diverse enough to meet the needs of different patients. At the same time, as drug research and development progresses, precise therapeutic drugs targeting specific pathogens may emerge in the future to further improve treatment efficacy. Many national governments and people from all walks of life are also actively promoting the research and development and application of drugs for infectious diseases. For example, some countries have set up special funds to support the research and development of anti-infective drugs and are encouraging pharmaceutical companies to invest more. At the same time, by implementing relevant policies, medical institutions and patients will be encouraged to use these drugs more. In short, with the deepening of people's understanding of infectious diseases, the progress of medical technology and the support of different national governments and people from all walks of life, the penetration rate of infectious diseases drugs is expected to be further improved in the future. This will help to better meet the needs of patients, improve the treatment effect and promote the sustainable development of the pharmaceutical market.

INDUSTRY OVERVIEW

Increase in Chronic Diseases. According to China's Mid- and Long-term Plan for Chronic Diseases (2017-2025) 《中國防治慢性病中長期規劃(2017-2025)》 issued by the State Council, chronic diseases account for 86.6% of total deaths and the disease burden accounted for over 70% of the total disease burden. Therefore, from a clinical demand perspective, China's innovative drug research and development in the coming future will mainly target cardiovascular diseases, diabetes and other chronic diseases.

Multidisciplinary Integration. After the two revolutions in life science led by the development of molecular biology and genomics, the third revolution is characterized by the integration of multiple disciplines, such as life science, physics, engineering and information technology. The cross-fusion of gene editing technology, tumor immunotherapy, big data, artificial intelligence, 3D printing technology and other fields will promote the research and development of new drugs.

Cooperative Innovation. Pharmaceutical enterprises can leverage the resources from other market participants to expedite the time required for research and development, reduce the research and production costs, and accelerate the entry of innovative drugs into the market. Pharmaceutical enterprises can entrust manufacturing enterprises with the production of innovative drugs, thus saving the time and resources of having to build factories and production lines, as well as cooperate with universities and research institutions for innovative drug research, which can help to reduce costs and share the risk of research.

Improving Affordability. The average disposable income in China is expected to continue growing rapidly. This will, in turn, increase the willingness and ability of patients to pay for medication. As more Chinese households increase their spending power, they will be able to afford more expensive medical treatments, particularly those for life-threatening diseases.

INDUSTRY OVERVIEW

Competitive Landscape of the Pharmaceutical Market in the China

Our key competitors are large national and regional manufacturers of pharmaceutical products, including large state-owned pharmaceutical companies. We also compete with multinational pharmaceutical companies. The table below sets forth a comparison of the top five pharmaceutical companies in China by revenue and their major drug assets:

Rank	Market Player	Headquarters	Year of Establishment	Listing Status	Major Therapeutic Areas	Major Drug Assets	Total Revenue in 2023 (RMB billion)
1	Sinopharm Group	Beijing	1987	Listed	Oncology, antibiotics, blood products, influenza vaccines, cardiovascular diseases	Amoxicillin Nifedipine controlled-release tablets Azithromycin Ceftriaxone sodium Betahistine hydrochloride COVID-19 inactivated vaccine	596.6
2	Shanghai Pharmaceutical Group	Shanghai	1994	Listed	Cardiovascular diseases, digestive system, antibiotics, central nervous system, immunosuppressants and anti-allergy drugs, respiratory system	Thalidomide Duloxetine Ceftioflavone Hydroxychloroquine sulfate tablets Ginkgo biloba ester tablets	260.3
3	China Resources Pharmaceutical Group	Beijing	2007	Listed	Oncology, respiratory system, digestive system	999 Cold Remedy Granular Atorvastatin Calcium Tablets Omeprazole Sodium Paclitaxel Sanju Weitai	244.7
4	Huadong Medicine	Hangzhou, Zhejiang Province	1993	Listed	Oncology, antibiotics, cardiovascular diseases, digestive system, endocrine system	Decitabine Sirolimus Tacrolimus Pioglitazone Metformin Tablets Indobufen Tablets	40.6
5	Neptunus Bioengineering	Shenzhen, Guangdong Province	1992	Listed	Oncology, antibiotics, digestive system, respiratory infectious diseases	S-1 tablets Pediatric Paracetamol, Artificial Cow-bezear and Chlorphenamine Maleate Granules Rehmannia Six Formula	36.4

Note:

1. This ranking excludes pharmaceutical companies that do not have self-manufactured/in-house R&D products.

Source: Ministry of commerce PRC, Annual reports of listed companies, Frost & Sullivan Analysis

Competitive Strengths of the Group

The Group has a robust presence and significant competitive advantages in therapeutic areas of infectious diseases, chronic diseases and oncology. The Group's innovative drug pipeline is extensive and poised to deliver significant advancements in healthcare.

In the anti-infective drug market, the Group's antiviral flu drug Kewei (oseltamivir phosphate) ranked number one in the Chinese oseltamivir phosphate market, and our oseltamivir phosphate products had a market share of 54.8% in 2024 in terms of revenue. The Group has also been advancing its Class I innovative anti-influenza drug candidate, HEC116094, which has successfully completed Phase I clinical trials. Its hepatitis C treatment drug, Emitasvir Phosphate, has achieved an outstanding SVR12 rate of 99.5%, while its Morphothiadine Mesylate Capsule, a promising hepatitis B treatment drug, has entered Phase III clinical trials, demonstrating significant HBsAg suppression.

INDUSTRY OVERVIEW

In the chronic disease drug market, the Group has developed a comprehensive diabetes drug portfolio that includes insulin, SGLT-2 inhibitors, and GLP-1/FGF21 dual-target agonists. The Group's pulmonary fibrosis drug candidate, Yinfenidone Hydrochloride Tablet, has shown superior efficacy compared to Pirfenidone in Phase II clinical trials. Additionally, its NASH treatment drug candidate, HEC96719, has demonstrated a significant reduction in liver fat content.

In the oncology drug market, the Group's targeted drug Clifutinib Besylate for the treatment of AML is currently in Phase III clinical trials, having exhibited a CR/CRh rate of 23.1% in earlier trials. Furthermore, its Larotinib Mesylate is the first small molecule targeted therapy for the treatment of esophageal cancer in China to enter Phase III clinical trial, and it has made significant progress in this regard.

Looking ahead, with the anticipated approval and commercialization of multiple innovative drugs, the Group is well-positioned to further strengthen its leadership position in the Chinese pharmaceutical market.

THE ANTI-INFECTIVE DRUG MARKET IN CHINA

Overview of the Anti-infective Drug Market in China

Anti-infectives are a group of drugs which kill or inhibit different kinds of pathogenic microbes through oral, intramuscular injection, intravenous injection or topical use. Anti-infectives are widely used for all kinds of infectious diseases and complications triggered by other diseases.

In 2023, the size of the anti-infective drug market in China reached RMB190.3 billion. It is predicted that the market size of anti-infective drugs in China will continue to grow in the future, reaching RMB204.5 billion in 2026 and further rising to RMB221.5 billion in 2030.

Overview of the Anti-influenza Drug Market in China

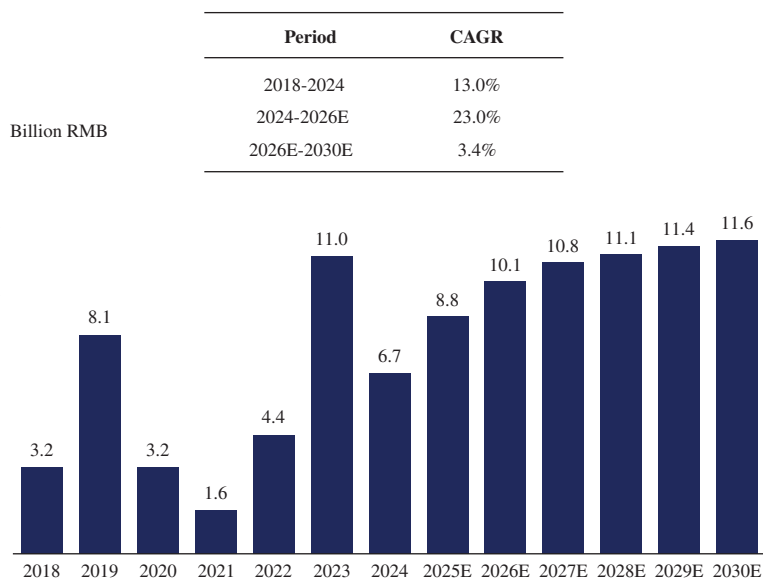
Influenza, commonly known as “the flu”, is an infectious disease with high incidence in children aged below 5 and the elderly. There are four types of influenza viruses, of which human influenza A and B viruses can cause seasonal epidemics of disease (known as the flu season) almost every winter.

The size of the anti-influenza drug market in China increased from RMB3.2 billion in 2018 to RMB4.4 billion in 2022, representing a CAGR of 8.4%. Despite the overall upward trend, due to the impact of COVID-19 in 2020, the number of influenza cases decreased, and the market size declined in 2020 and 2021. However, with the end of the COVID-19 pandemic, there has been a significant increase in other respiratory infectious diseases. The impact of the influenza epidemic in China in 2023 was greater in both scope and duration as compared with the pre-pandemic period, and the size of the market drastically increased to RMB11.0 billion in 2023. Unlike in 2023, there were no significant influenza outbreaks in 2024, which led to

INDUSTRY OVERVIEW

a decrease in demand for anti-influenza medications. Consequently, the anti-influenza drug market in China decreased to RMB6.7 billion in 2024. The size of the market is expected to rebound and reach RMB10.1 billion in 2026 and further increase to RMB11.6 billion in 2030. The chart below sets forth the size of the anti-influenza drug market in China from 2018 to 2030.

Anti-influenza Drug Market in China, 2018-2030E



Source: Annual reports of listed companies, NMPA, CDE, NRDL, Expert interviews, Frost & Sullivan analysis

Note:

1. Excluding traditional Chinese medicines.

Threats and Challenges of the Anti-Influenza Drug Market in China

Emerging and Mutating Influenza Strains. The continuous mutation of influenza viruses poses a significant challenge to the efficacy of existing antiviral drugs. While oseltamivir phosphate remains a widely used treatment, resistance to neuraminidase inhibitors has been reported in certain influenza strains, potentially diminishing patient outcomes and demand for existing drugs. This necessitates ongoing R&D investments for next-generation antiviral therapies, which can be costly and time-consuming.

Policy Changes and Market Uncertainty. Government policies on drug procurement and pricing, such as VBP policy, may lead to further price reductions, impacting manufacturers' profit margins. Additionally, changes to the reimbursement drug list and insurance policies may affect market performance. While these policies aim to improve drug accessibility, they may also increase market uncertainty and operational risks for companies.

INDUSTRY OVERVIEW

Intensifying Competition from Domestic Players. The anti-influenza drug market in China is highly competitive, dominated by companies such as the Group, Company A and Company B, which together hold 56.9% of the market share of the anti-influenza drug market in China and 80.9% of the market share of the oseltamivir phosphate market in China, in terms of revenue in 2024. The entry of generic drug manufacturers, particularly following the expiration of key patents for oseltamivir phosphate, has intensified price competition and increased pressure on established brands.

Rising Vaccination Rates. Increasing influenza vaccination rates may impact future demand for antiviral drugs. According to data from the Chinese Center for Disease Control and Prevention, the vaccination rate increased from 2.5% in the 2021-2022 flu season to 3.9% in the 2022-2023 flu season. Although the influenza vaccination rates in China are still significantly lower than those of developed countries, a significant increase in vaccination rates could reduce influenza infections and, consequently, reliance on antiviral treatments.

Entry Barriers of the Anti-influenza Drug Market in China

Research and Development Capability. Influenza viruses mutate and camouflage to evade recognition and elimination by the immune system. Resistance to existing drugs has become a serious problem, requiring companies to have strong research and development capability, time and sufficient funding.

Competitive Market. At present, the anti-influenza market is dominated by a few companies. For example, sales of oseltamivir phosphate still account for the majority of the anti-influenza drug market, with the revenue of the product, Kewei, together with other oseltamivir phosphate products accounting for 54.8% of the oseltamivir phosphate market in China in 2024. A small number of enterprises participate in VBP schemes, which allows such enterprises to supply their pharmaceutical products to non-profit making hospitals and other non-profit making medical institutions established by the PRC government at the county level or higher. Furthermore, the companies increase the barriers to competition through continuous expansion of product lines in order to achieve long-term success.

Sales Channels Capabilities. At present, hospital and retail channels are the main sales channels for anti-influenza drugs. Doctors diagnose and prescribe drugs based on symptoms, and so new market entrants need to compete with drugs that not only have already been included in the VBP schemes but which are also preferred by physicians. In addition, building and maintaining strong relationships with retail channel partners is key to increasing a drug's market penetration.

Branding Capabilities. When people choose which flu medication to take, their choice is often influenced by the medication's brand name. Due to limited knowledge of medication, consumers often choose to purchase drugs based on brand awareness or by following their doctor's advice and recommendations. In order to appeal more to consumers, companies need a certain amount of funding for marketing purposes.

INDUSTRY OVERVIEW

Scalable Production Capabilities. In order to meet market demands, companies need to have the capability for scaled production. Every time there is an outbreak of the flu, anti-influenza drugs will experience stockouts. New entrants may face challenges in establishing a reliable supply chain if they are unable to quickly expand their production scale to address the spike in demands during flu seasons.

Growth Drivers of the Anti-Influenza Drug Market in China

Increasing Cases and Growing Demand. The reported 12.5 million new influenza cases in 2023 according to the Statistical Report on China's Health Care Development have driven demand for antiviral medications, particularly oseltamivir phosphate, the most widely prescribed treatment. Growing awareness of timely treatment is expected to further expand the market for antiviral drugs.

Favorable Policies and Government Support. The PRC government has implemented various policies to encourage the development, production, and stockpiling of drugs that target pandemic diseases. For instance, the National Essential Drug List and the National Reimbursement Drug List have included oseltamivir phosphate, significantly improving patient accessibility and driving sales growth. Additionally, the NHC's Guidelines for Influenza Diagnosis and Treatment 《流行性感冒診療方案(2025年版)》 emphasize the importance of early detection and treatment of flu, particularly during seasonal outbreaks. These measures, coupled with government-led procurement initiatives, have ensured a stable supply of influenza drugs and supported market expansion. In addition, the National Medical Reserve Management Measures as amended in 2021 (國家醫藥儲備管理辦法(2021年修訂)) requires the establishment of two levels of medical reserves, namely the central and local (provinces, autonomous regions, and municipalities directly under the central government medical reserves). The central medical reserve mainly reserves medical products for significant and major public emergencies such as pandemic diseases, and those with a high risk of supply shortages. The local medical reserve mainly reserves medical products for responding to relatively major and general public emergencies, ensure regional safety during major events, and address supply shortages within the local jurisdiction. The Ministry of Industry and Information Technology is the main government authority in charge of the medical reserves. Such government policies in general are beneficial for the sales of antiviral drugs, including oseltamivir phosphate.

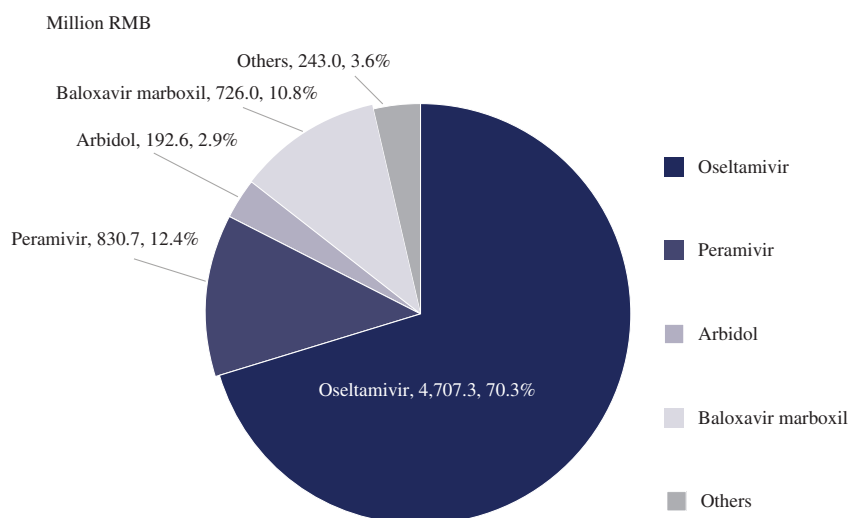
Expansion of Distribution Channels. The distribution network for influenza antiviral drugs has significantly improved, with a rise in online sales facilitated by e-commerce and digital healthcare platforms. Government initiatives, such as the Internet + Healthcare policy, also support online prescription and drug delivery, increasing accessibility in rural areas and contributing to higher sales volume.

INDUSTRY OVERVIEW

Competitive Landscape of the Anti-influenza Drug Market in China

The size of the anti-influenza drug market in China was RMB6.7 billion in 2024, of which the sales value of oseltamivir phosphate in 2024 was RMB4.7 billion, accounting for 70.3% of the total market share for that year. In the same year, the sales value of peramivir was RMB830.7 million, accounting for 12.4% of the total market share. The anti-influenza drug market in China is highly competitive, with over 120 pharmaceutical companies producing influenza medications. In particular, the three companies, including the Group, collectively hold 56.9% of the market share of the anti-influenza drug market in China in terms of revenue in 2024. In 2024, sales of the Group's product, Kewei (oseltamivir phosphate), together with oseltamivir phosphate products reached RMB2.6 billion and accounted for 38.5% of the anti-influenza drug market in China. The chart below sets forth the sales value and market share of various anti-influenza drugs in China in 2024.

Anti-influenza Drug Market in China, 2024

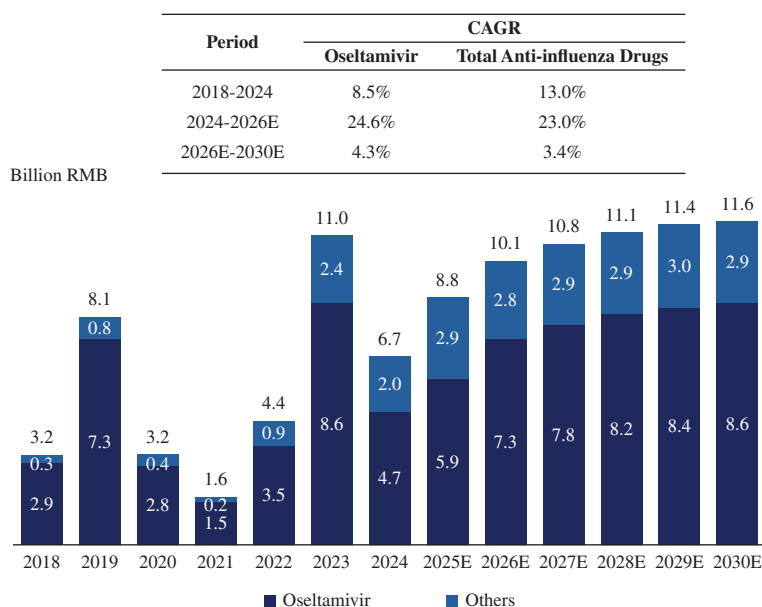


Source: Annual reports of listed companies, NMPA, Expert interviews, Frost & Sullivan analysis

INDUSTRY OVERVIEW

The size of the oseltamivir phosphate drug market in China increased from RMB2.9 billion in 2018 to RMB4.7 billion. The size of the market is expected to reach to RMB7.3 billion by 2026 and RMB8.6 billion by 2030. The chart below sets forth the size of the anti-influenza drug market and the oseltamivir phosphate drug market in China from 2018 to 2030.

Anti-influenza Drug and Oseltamivir Phosphate Drug Markets in China, 2018-2030E



Note: Excluding traditional Chinese medicines.

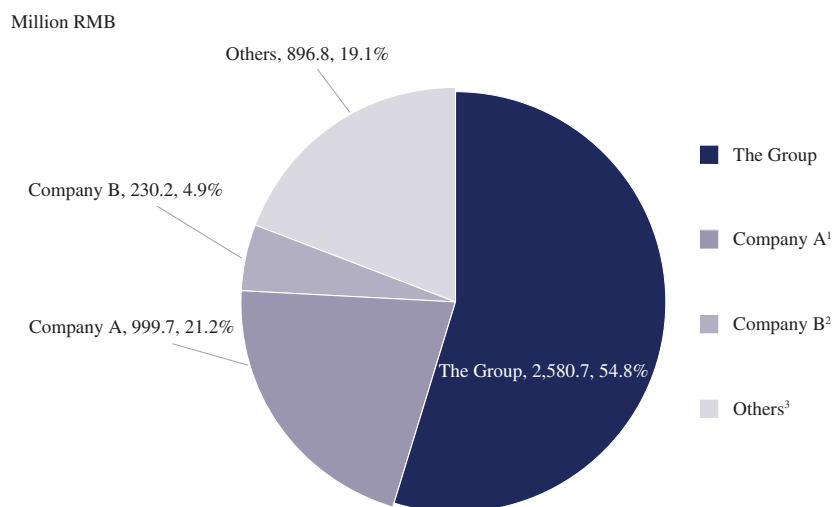
Source: Annual reports of listed companies, NMPA, CDE, NRDL, Expert interviews, Frost & Sullivan analysis

Currently, there are more than 70 participants in China's oseltamivir phosphate market. The main manufacturer is the Group, which has well-established production and commercialization scale. The other key players in China's oseltamivir phosphate drug market include F. Hoffmann-La Roche AG, ApicHope Pharmaceutical Group Co., Ltd., Sinocep Allsino Bio Pharmaceutical Co., Ltd. and Zhongshan Wanhan Pharmaceutical Co., Ltd. In 2024, sales of the Group's product, Kewei, together with other oseltamivir phosphate products accounted for 54.8% of the entire oseltamivir phosphate market in China. The Group is also a market leader in the oseltamivir phosphate granules market in China in terms of sales volume of and revenue derived from oseltamivir phosphate granules. Sales of the Group's oseltamivir

INDUSTRY OVERVIEW

phosphate granules accounted for over 99% of the oseltamivir phosphate granules market in China during the Track Record Period. The chart below sets forth the revenue and market share of the top three players in the oseltamivir phosphate drug market in China in 2024.

Selected Information of Top Three Players in the Oseltamivir Phosphate Drug Market in China, 2024



Notes:

1. Company A is a listed multinational holding healthcare company headquartered in Switzerland. It mainly focuses on developing drugs and diagnostics. It is a global leader in oncology, immunology, and personalized healthcare, with two core divisions: pharmaceuticals and diagnostics. The company also invests heavily in biotechnology and collaborates with various partners in precision medicine.
2. Company B is an A-share listed company headquartered in Guangzhou. It focuses on research and development, production, and sale of pharmaceutical products. Its product portfolio includes both chemical and traditional Chinese medicines, with key therapeutic areas including pediatrics, cardiovascular diseases, and anti-infectives.
3. This segment is relatively fragmented.

Source: Annual reports of listed companies, NMPA, Expert interviews, Frost & Sullivan analysis

INDUSTRY OVERVIEW

The table below sets out the prices displayed on the government's platform with respect to oseltamivir phosphate capsules (75mg per capsule, 10 capsules per box) of the Group, Company A and Company B during the Track Record Period.

	For the year ended December 31,		
	2022	2023	2024
	RMB/capsule	RMB/capsule	RMB/capsule
The Group (Kewei (oseltamivir phosphate)) ⁽¹⁾	13.01	13.01	9.86
Company A	20.49	17.16	17.16
Company B	7.98	1.99	1.99

Note:

- (1) The Group sold drugs to its distributors at a price which is lower than the price the distributors subsequently sold to hospital, medical institution or pharmacies. The discrepancy in the average selling price of Kewei capsules and the price of Kewei capsules displayed on the government's platform is mainly because the average selling price of Kewei is calculated by dividing the revenue the Group received from distributors by the sales volume while the price of Kewei displayed on the government's platform is the price that public hospital paid to the distributors. The price difference mainly represented the fees the distributors received for their distribution and delivery services and/or their marketing the promotion services.

Source: Chinese Government Procurement Center, Public Resource Trading Center

The table below sets forth the sales volume of oseltamivir phosphate drugs of the Group, Company A and Company B for each of the years during the Track Record Period. During the Track Record Period, the Group's revenue generated from the sales of oseltamivir phosphate products fluctuated with flu incidence in China and the Group's revenue fluctuation was generally in line with the Group's competitors during the Track Record Period.

		Year ended December 31,					
		2022		2023		2024	
		Sales Volume	Revenue	Sales Volume	Revenue	Sales Volume	Revenue
Dosage Form		('000 units)	(RMB'000)	('000 units)	(RMB'000)	('000 units)	(RMB'000)
The Group . . . Capsule ⁽¹⁾		71,835	512,252	111,118	714,139	126,630	394,687
Granule		861,788	2,585,151	1,488,517	4,824,593	735,522	2,181,509
Company A . . . Capsule ⁽²⁾		23,500	376,862	86,900	1,391,390	62,500	999,831
Company B . . . Capsule ⁽²⁾		12,000	15,019	262,000	337,359	179,000	230,187

Notes:

- (1) Only includes the Group's oseltamivir phosphate capsules in 75mg doses sold under the brands Kewei and Yangjiantai.
- (2) Company A and Company B only manufacture oseltamivir phosphate capsules.

Source: Annual reports of listed companies, Expert interviews, Frost & Sullivan analysis

Pediatric Influenza Medication

Among anti-influenza drugs approved in China, oseltamivir phosphate is the preferred choice for influenza in children. Oseltamivir phosphate granules have unique advantages over traditional dosage forms. This formulation allows for more precise dosages, as physicians can adjust the dosage based on a child's weight or specific medical needs. Oseltamivir phosphate granules combine the advantages of both solid and liquid formulae, and are both portable and easy to take, which makes them especially suitable for children and elderly with dysphagia. Oseltamivir phosphate should be taken within 48 hours of the onset of flu symptoms, and the course of medication is usually 5 days.

Overview of the Anti-Hepatitis B Drug Market in China

Hepatitis B is an infectious disease characterized by inflammation of the liver caused by the hepatitis B virus (HBV). Clinical symptoms include loss of appetite, liver pain and physical weakness. HBV infections may be acute or chronic. HBV infections may develop into chronic hepatitis, which can lead to cirrhosis, liver failure and liver cell carcinoma.

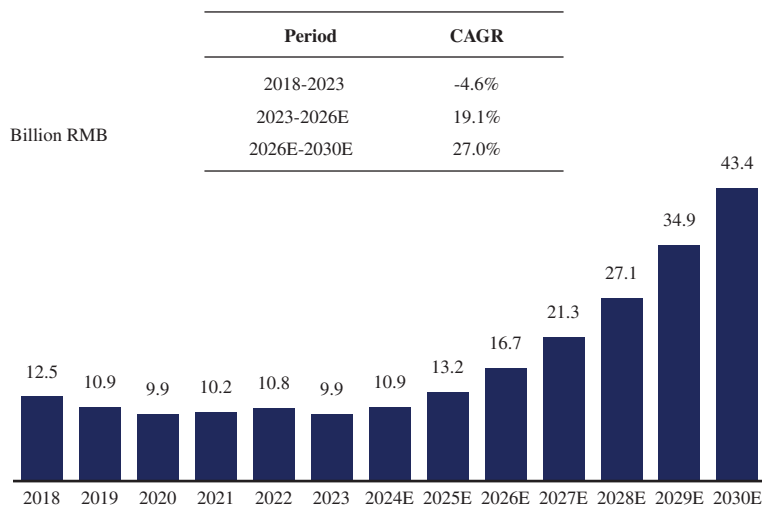
With the improvement of health management awareness of patients with hepatitis B, the progress of detection of hepatitis B in primary medical institutions and the introduction of various innovative HBV drugs, the number of patients diagnosed with hepatitis B in China will increase rapidly in the future. The number of patients diagnosed with chronic hepatitis B in China was approximately 15.4 million in 2018 and approximately 19.1 million in 2023, representing a CAGR of 4.4%. It is estimated that the number of diagnosed chronic hepatitis B patients will increase to approximately 23.2 million in 2026 and approximately 31.9 million in 2030, representing a CAGR of 6.7% from 2023 to 2026 and 8.3% from 2026 to 2030, respectively.

In 2023, the market size of anti-HBV drugs in China was RMB9.9 billion. Given the large population of chronic hepatitis B patients, significant investment in drug development and the promising efficacy data of upcoming new therapies, the penetration rate of anti-hepatitis B drugs is expected to gradually increase. Additionally, as treatments become more affordable, market demand is projected to expand rapidly. As such, it is predicted that the market size of anti-HBV drugs in China will continue to grow in the future, reaching RMB16.7 billion in 2026

INDUSTRY OVERVIEW

and a further RMB43.4 billion in 2030, representing a CAGR of 19.1% from 2023 to 2026 and 27.0% from 2026 to 2030, respectively. The chart below sets forth the size of the anti-hepatitis B drug market in China from 2018 to 2030.

Anti-HBV Drug Market in China, 2018-2030E



Source: Annual reports of listed companies, NMPA, CDE, NRDL, Expert interviews, Frost & Sullivan analysis

Competitive Landscape of Anti-Hepatitis B Drug Market in China

As of the Latest Practicable Date, there are more than 50 participants in the anti-hepatitis B drug market in China, and a total of 19 drugs for the treatment of hepatitis B have been approved in China, including seven nucleotide analogs, seven interferon-based therapies, and five other immunomodulatory agents. Common nucleotide/nucleoside analogs include Entecavir, Adefovir Dipivoxil, Lamivudine, Tenofovir and Telbivudine. In addition, interferon-based drugs are also widely used, including recombinant human interferon α -2a, recombinant human interferon α -2b, recombinant human interferon, pegylated interferon α -2a and pegylated interferon α -2b. Current treatments for hepatitis B, such as nucleotide analogs and interferons, have significant limitations. These medications do not achieve complete eradication of HBV and require long-term treatment regimens. Discontinuation of therapy often results in relapse, with notably low rates of HBsAg clearance. Furthermore, interferons are associated with substantial side effects and are suitable only for a limited patient population, leaving some patients at continued risk for liver cancer. Consequently, the prolonged nature of these treatments leads to high long-term healthcare costs, presenting considerable economic burden for patients.

Self-assembly of capsid is a critical step in the life cycle of a virus, and the core protein is extremely conservative and acts as a natural barrier to drug resistance. Therefore, anti-HBV drugs targeting the core protein have emerged as a key focus in current research and development. Unlike existing nucleos(t)ide analogs that only inhibit viral reverse transcription,

INDUSTRY OVERVIEW

capsid inhibitors interfere with the assembly of the HBV capsid, thereby strongly suppressing HBV replication and the production of mature viral particles. The Group's Morphothiadin Mesylate Capsule is the fastest anti-HBV capsid inhibitor in China, and it is the only capsid inhibitor in China that has entered Phase III clinical trial. In addition, the Group's other capsid inhibitor, Freethiadine Tablet, is currently in Phase I clinical trial.

As of the Latest Practicable Date, there is no approved capsid inhibitor for the treatment of hepatitis B in China, and there are 9 pipelines under clinical research in China as set forth in the table below.

Capsid Inhibitor Pipelines in China

Drug Name	Company	Indication	Target	Status	First Posted Date
Morphothiadin Mesylate Capsules	The Group	Hepatitis B	Capsid	Phase III	December 10, 2021
GST-HG141 Tablets	Cosunter	Hepatitis B	Capsid	Phase II	November 17, 2022
ZM-H1505R Tablets	Zhimeng Biopharma	Hepatitis B	Capsid	Phase II	August 30, 2022
QL007 Tablets	Qilu Pharma	Hepatitis B	Capsid	Phase II	September 18, 2019
JNJ-56136379 Tablets	Janssen Pharma	Hepatitis B	Capsid	Phase II	August 6, 2018
ALG-000184 Tablets	Aligos	Hepatitis B	Capsid	Phase I	June 9, 2021
Freethiadine Tablets	The Group	Hepatitis B	Capsid	Phase I	September 7, 2021
HRS5091 Tablets	Hengrui Pharma	Hepatitis B	Capsid	Phase I	July 20, 2020
KL060332 Tablets	Kelun-Biotech	Hepatitis B	Capsid	Phase I	May 27, 2020

Source: CDE, Frost & Sullivan analysis

Overview of the Anti-Hepatitis C Drug Market in China

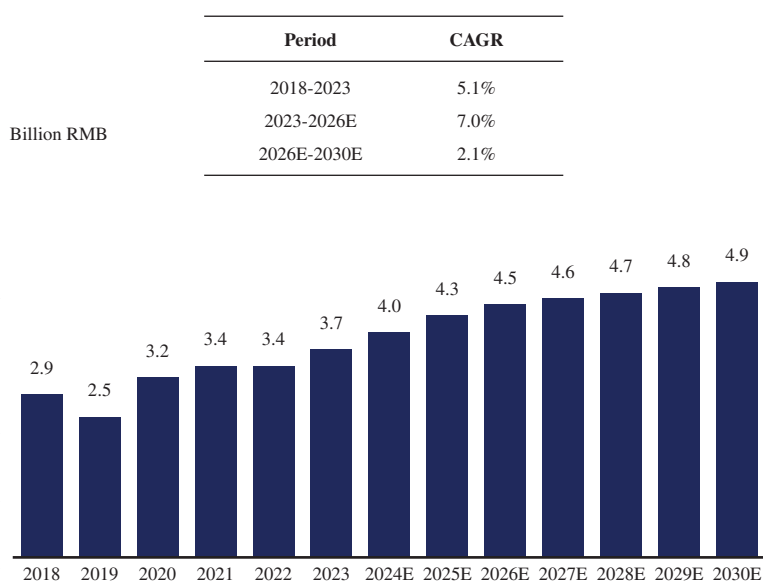
Without treatment, around 55-85% of acute hepatitis C virus (HCV) patients will carry the hepatitis C virus for the rest of their lives and are considered to have chronic HCV infection. Symptoms of chronic hepatitis C may also be difficult to recognize in the early stages. The most common symptom is fatigue, which can last 20-25 years. Jaundice, or yellowing of the skin or eyes, may indicate serious disease progression. Some patients with cirrhosis may also clinically progress to hepatocellular carcinoma.

The current diagnosis rate of chronic hepatitis C in China is extremely low because of various factors, such as the lack of obvious symptoms. Currently, the treatments are already capable of fully curing HCV. With the increasing awareness of health management of HCV, the HCV diagnosis rate is set to increase substantially. The number of patients diagnosed with chronic hepatitis C in China was 2.0 million in 2018 and 2.6 million in 2023, representing a CAGR of 5.2%. It is estimated that the number of diagnosed chronic hepatitis C patients will increase to 2.8 million in 2026 and 3.1 million in 2030, representing a CAGR of 2.5% from 2023 to 2026 and 2.6% from 2026 to 2030, respectively.

INDUSTRY OVERVIEW

In 2023, the market size of anti-HCV drugs in China reached RMB3.7 billion. As a result of (i) the increasing penetration of DAAs as a result of their inclusion to the NRDL in 2020 and the growing number of approved DAAs in China, (ii) the implementation of the National Action Plan for Eliminating Hepatitis C as a Public Health Threat (2021–2030) by the National Health Commission of China and eight other government departments in 2021, which has an overarching goal and 15 specific targets that cover health education, comprehensive prevention interventions, testing and treatment, and (iii) increasing production capacity, the anti-HCV drug market in China will continue to grow. It is estimated that the market size of anti-HCV drugs in China will reach RMB4.5 billion in 2026 and a further RMB4.9 billion in 2030, representing a CAGR of 7.0% from 2023 to 2026 and 2.1% from 2026 to 2030, respectively.

Anti-HCV Drug Market in China, 2018-2030E



Source: Annual reports of listed companies, NMPA, CDE, NRDL, Expert interviews, Frost & Sullivan analysis

Competitive Landscape of Anti-Hepatitis C Drug Market in China

As of the Latest Practicable Date, the NMPA has approved a total of 24 drugs for the treatment of hepatitis C, including seven interferon-based therapies and 17 DAAs. Interferon-based therapies are further divided into recombinant IFN- α and PEG-IFN- α . DAAs target three key viral proteins: (i) NS3/4A, which is involved in the post-translational processing of the HCV polyprotein; (ii) NS5A, which plays a role in the formation of the replication complex, and (iii) NS5B, a key enzyme catalyzing HCV RNA synthesis. Traditional treatment for hepatitis C has primarily been based on interferon and ribavirin therapy. However, in recent years, treatment strategies have gradually shifted towards DAAs, which offer greater safety, shorter treatment durations, and improved tolerability compared to conventional therapies.

INDUSTRY OVERVIEW

The Group's Emitasvir Phosphate was approved for marketing in 2020, and it was used in combination with Sofosbuvir to treat adult genotype 1 non-cirrhotic chronic hepatitis C, which is the most common chronic hepatitis C genotype in China. Emitasvir Phosphate was included in the NRDL in 2022. In addition, the Group has developed a combination therapy of Netanasvir Phosphate Capsules and Encofosbuvir Tablets for people with pan-genotype chronic hepatitis C. The Group's Netanasvir Phosphate and Encofosbuvir were approved by the NMPA for launching in China in February 2025 and March 2025, respectively. The combination treatment regimen will be a new alternative treatment regimen for pan-genotypic chronic hepatitis C. As of the Latest Practicable Date, 17 DAAs for treating chronic hepatitis

INDUSTRY OVERVIEW

C have been approved in China, eight of which have been included in the NRDL. The following table sets forth the details of the approved DAAs for chronic hepatitis C in China as of the Latest Practicable Date.

Approved DAAs in China

Drug Name	Company	Formulation	Target	Indication	Approval Date	Approved Generic Drugs	NRDL
Encofosbuvir	The Group	Tablet	NS5B	Combination with Netanasvir Phosphate for the treatment of primary or interferon-treated genotypes 1, 2, 3, and 6 chronic HCV infection in adults with or without compensated cirrhosis	March 25, 2025	No	Not included
Netanasvir Phosphate	The Group	Capsule	NS5A	Combination with Encofosbuvir for the treatment of primary or interferon-treated genotypes 1, 2, 3, and 6 chronic HCV infection in adults with or without compensated cirrhosis	February 8, 2025	No	Not included
Alfosbuvir	Sanhome	Tablet	NS5B	Combination with Daclatasvir Hydrochloride for the treatment of primary or interferon-treated genotypes 1, 2, 3, and 6 chronic HCV infection in adults with or without compensated cirrhosis	May 12, 2023	No	Category B
Emitasvir Phosphate	The Group	Capsule	NS5A	Combined Sofosbuvir for the treatment of genotype 1 non-cirrhotic chronic hepatitis C in adults	December 21, 2020	No	Category B
Ravidasvir	Ascletis	Tablet	NS5A	Combination of Ritonavir-boosted Danoprevir and Ribavirin for the treatment of primed genotype 1b chronic HCV infection with non-cirrhotic liver disease in adults	July 29, 2020	No	Category B
Coblopassvir	Beijing Kawin	Capsule	NS5A	Combined Sofosbuvir for the Treatment of primary or interferon-treated genotypes 1, 2, 3, and 6 chronic HCV infection in adults with or without compensated cirrhosis	February 11, 2020	No	Category B
Sofosbuvir + Velpatasvir + Voxilaprevir	Gilead	Tablet	NS5B, NS5A, NS3/4A	Chronic HCV infection in adults	December 18, 2019	No	Category B
Glecaprevir + Pibrentasvir	AbbVie	Tablet	NS3/4A, NS5A	Genotype 1, 2, 3, 4, 5, or 6 chronic HCV infection in adults without cirrhosis or with compensated cirrhosis; patients with HCV genotype 1 who have received a prior regimen containing either an NS5A inhibitor or an NS3/4A protease inhibitor (but not a regimen involving both)	May 15, 2019	No	Not included
Ledipasvir + Sofosbuvir	Gilead	Tablet	NS5B, NS5A	Chronic HCV infection in adults and teens aged 12 to 18 years	November 21, 2018	No	Category B
Danoprevir	Ascletis	Tablet	NS3/4A	Combination with ritonavir, PEG-IFNα and ribavirin to treat genotype 1b chronic hepatitis C in adults	June 8, 2018	No	Category B
Sofosbuvir + Velpatasvir	Gilead	Tablet	NS5B, NS5A	Chronic HCV infection in adults	May 23, 2018	No	Category B
Elbasvir + Grazoprevir	MSD	Tablet	NS3/4A, NS5A	Genotype 1 or 4 chronic hepatitis C (CHC) infection in adults	April 28, 2018	No	Not included
Dasabuvir	AbbVie	Tablet	NS5B	Combination with other drugs to treat genotype 1 chronic hepatitis C in adults	September 20, 2017	No	Not included
Ombitasvir + Paritaprevir + Ritonavir	AbbVie	Tablet	NS5A, NS3/4A, CYP3A4	Combination with other drugs to treat genotype 1 or 4 chronic hepatitis C in adults	September 20, 2017	No	Not included
Sofosbuvir	Gilead	Tablet	NS5B	Combination with other drugs to treat chronic HCV infection	September 20, 2017	Yes	Not included
Daclatasvir	BMS	Tablet	NS5A	Combination with other drugs to treat chronic HCV infection	April 24, 2017	Yes	Not included
Asunaprevir	BMS	Capsule/Tablet	NS3/4A	Combination with daclatasvir to treat genotype 1b chronic hepatitis C in adults	April 24, 2017	No	Not included

Source: NMPA, Frost & Sullivan analysis

INDUSTRY OVERVIEW

THE METABOLIC DISEASES DRUG MARKET IN CHINA

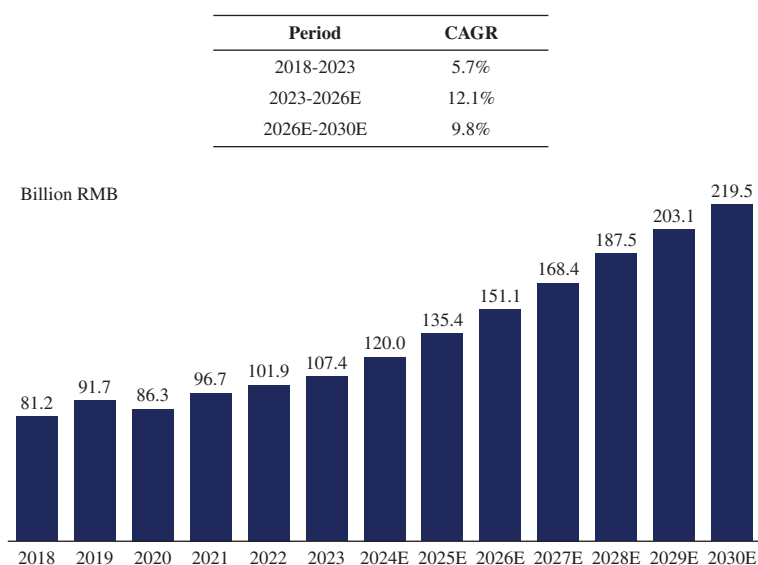
Chronic disease is defined by the World Health Organization as a disease of long duration, generally slow in progression and non-contagious. Chronic disease requires long-term treatment, nursing and special rehabilitation. Chronic disease has the characteristics of a prolonged illness. With the improvement of people's living standards, chronic diseases have become a leading cause of death globally. Chronic diseases generally include metabolic diseases such as diabetes, chronic respiratory diseases such as COPD, and neuropsychiatric diseases.

Overview of the Metabolic Diseases Drug Market in China

Problems caused by impaired metabolism may lead to metabolic diseases, affecting the whole body's tissues, organs, cognitive function, growth and development, and mental state. Primary risk factors include unhealthy living habits, aging, obesity, environmental pollutants, abnormal blood sugar, blood pressure, blood lipids, uric acid, etc. Patients may suffer from multiple complications or comorbidities, such as obesity, non-alcoholic steatohepatitis, hypertension and dyslipidemia.

In 2023, the metabolic disease drug market in China reached RMB107.4 billion, with a CAGR of 5.7% from 2018 to 2023. Metabolic diseases are often comorbidities of other conditions. Lifestyle changes, such as poor diets and sedentary behavior, contribute to this growing prevalence, leading to a larger patient population in need of treatment. With advancements in drug development and growing awareness of health management, the metabolic disease drug market is expected to rise steadily. The market size is expected to reach RMB151.1 billion in 2026 and RMB219.5 billion in 2030, with a CAGR of 12.1% from 2023 to 2026 and 9.8% from 2026 to 2030, respectively. The chart below sets forth the size of the metabolic diseases drug market in China from 2018 to 2030.

Metabolic Disease Drug Market in China, 2018-2030E



Source: Annual reports of listed companies, NMPA, CDE, NRD, Expert interviews, Frost & Sullivan analysis

INDUSTRY OVERVIEW

Overview of the Diabetes Drug Market

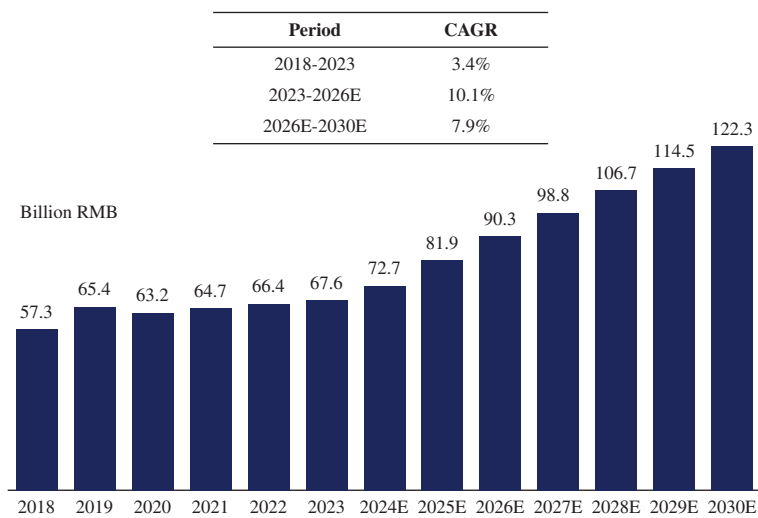
Diabetes mellitus is a group of metabolic diseases characterized by hyperglycemia resulting from defects in insulin secretion, insulin action, or both. Chronic hyperglycemia of diabetes is associated with long-term damage, dysfunction, and failure of various organs, especially the eyes, kidneys, nerves, heart, and blood vessels.

In 2023, the number of diabetic patients in China reached 143.4 million, among which approximately 137.0 million patients had type 2 diabetes. As a result of the aging population, it is estimated that the number of diabetic patients in China will reach 151.1 million in 2026 and 157.6 million in 2030, with a CAGR of 1.8% from 2023 to 2026 and 1.1% from 2026 to 2030, respectively.

Overview of the Diabetes Drug Market in China

From 2018 to 2023, the market size of diabetes drugs in China increased from RMB57.3 billion to RMB67.6 billion, with a CAGR of 3.4%. As a result of unhealthy lifestyle habits and an aging population, the prevalence of diabetes in China is high and continues to rise. There is also greater awareness of metabolic diseases among healthcare professionals and the public, leading to earlier diagnosis and treatment. Recent introductions of GLP-1 receptor agonists and other innovative therapies have injected new momentum into the diabetes drug market. As public acceptance of these innovative drugs continues to grow, steady market growth is anticipated. In the future, the market size of diabetes drugs in China is expected to reach RMB90.3 billion in 2026 and RMB122.3 billion in 2030, with a CAGR of 10.1% from 2023 to 2026 and 7.9% from 2026 to 2030, respectively. The chart below sets forth the size of the diabetes drug market in China from 2018 to 2030.

Diabetes Drug Market in China, 2018-2030E

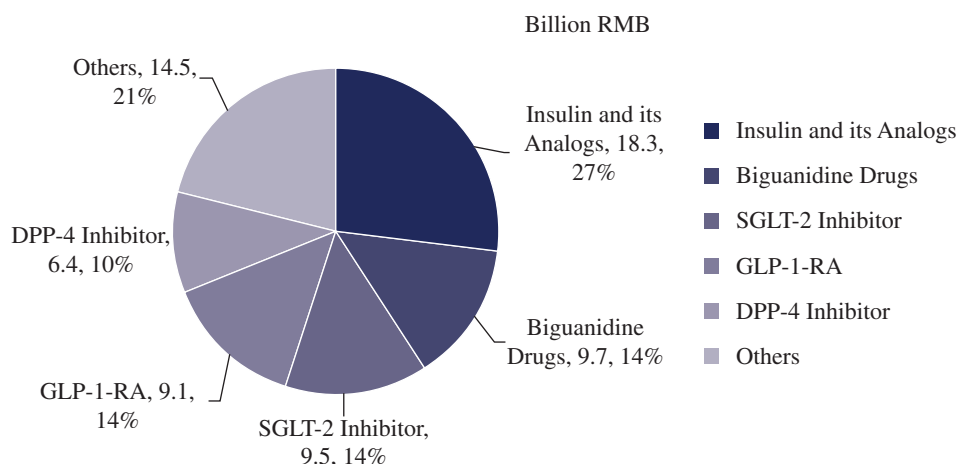


Source: Annual reports of listed pharmaceutical companies, Frost & Sullivan analysis

INDUSTRY OVERVIEW

For the sales of diabetes drugs, there are obvious differences in the sales structure between China's diabetes drug market and that of the global market. Traditional oral drugs such as Biguanides, Sulfonylureas and α -glucosidase inhibitors, which have been on the market for decades, are currently still the mainstream in China. However, the global market share of these drugs is less than that of the new drugs represented by DPP-4 inhibitors, GLP-1 receptor agonists ("GLP-1RAs") and SGLT-2 inhibitors. Since these new drugs entered the Chinese market late, the proportion of sales revenue generated by them in China is far less than that of other developed countries in the world. With the combined clinical benefits of DPP-4 inhibitors, GLP-1RAs and SGLT-2 inhibitors, such as cardiovascular and renal benefits, there is potential for the market share of these new drugs to increase in China. The chart below sets forth a breakdown of the diabetes drug market in China by drug type.

Diabetes Drug Market in China, 2023



Source: Annual reports of listed pharmaceutical companies, Frost & Sullivan analysis

Overview of the Diabetes Drug Market in the U.S.

From 2018 to 2023, the market size of diabetes drugs in the U.S. increased from USD33.2 billion to USD40.4 billion, with a CAGR of 4.0%. The market size of diabetes drugs in the U.S. will continue to grow steadily and is expected to reach USD46.0 billion in 2026 and USD52.0 billion in 2030, representing a CAGR of 4.4% from 2023 to 2026 and 3.1% from 2026 to 2030, respectively. In 2023, sales of insulin and its analogs accounted for approximately 20% of the diabetes drugs market in the U.S.

Competitive Landscape of the Diabetes Drug Market in China

Insulin

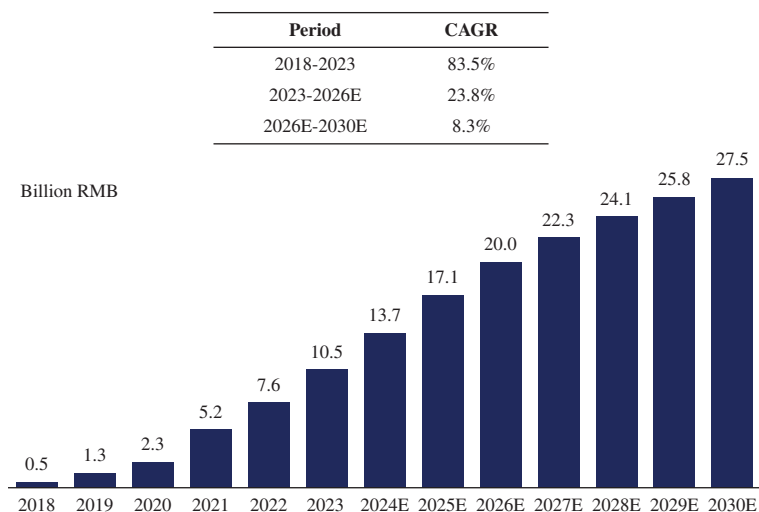
From 2018 to 2023, the market size of insulin and its analogs in China decreased from RMB26.4 billion to RMB18.3 billion due to the declining price of insulin and its analogs as a result of the VBP scheme of insulin products and the increased penetration rate of alternative therapeutics. The insulin analogs that are designed to closely mimic both basal and prandial insulin secretion, such as insulin glargine and insulin degludec, still have room for expansion. At the same time, the domestic substitution trend is becoming increasingly obvious, and the domestic insulin analogs are expected to grow. As of the Latest Practicable Date, there are over 60 companies that have received approval to manufacture insulin products in China, and the top six market players hold an aggregate of over 55.0% of the market share of the insulin market in China in terms of revenue in 2023. The key players of the insulin market in China include Novo Nordisk, Eli Lilly and Company, Sanofi and Gan & Lee Pharmaceuticals Co., Ltd. There are currently 18 approved insulin products categorized by their mechanism of action in China: prandial insulins (rapid-acting/short-acting), basal insulins (intermediate-acting/long-acting), premixed insulins, and other formulations. Regular insulins, which are short-acting, are produced by 39 manufacturers. Rapid-acting insulins, including insulin aspart, insulin lispro and insulin glulisine, are produced by eight, five, and one manufacturers, respectively. Intermediate-acting insulins, such as protamine insulin, are produced by 11 manufacturers. Long-acting insulins, including insulin glargine, insulin detemir, and insulin degludec, are produced by 12, two and three manufacturers, respectively. Common premixed insulins include premixed insulin aspart, recombinant human premixed protamine/regular insulin and premixed insulin lispro, which are manufactured by eight, 13, and four companies, respectively. Additionally, other formulations, including insulin degludec/aspart, insulin degludec/liraglutide and insulin glargine/lixisenatide I/II, are produced by three, one, and one manufacturers, respectively.

SGLT-2 Inhibitor

SGLT-2 inhibitor is a type of innovative medication for treating diabetes and heart failure that can lower the renal glucose threshold and promote urinary glucose excretion, thus reducing blood glucose levels. From 2018 to 2023, the market size of SGLT-2 inhibitor in China increased from RMB0.5 billion to RMB10.5 billion, with a CAGR of 83.5%. SGLT-2 inhibitors have demonstrated significant efficacy in lowering blood glucose levels while also providing cardiovascular and renal protection. As healthcare providers and patients become more aware of these benefits, the demand for these medications is anticipated to increase. In the future, the market size of SGLT-2 inhibitor in China will continue to grow rapidly in the short term, and it is expected to reach RMB20.0 billion in 2026, with a CAGR of 23.8% from 2023 to 2026. As the diabetes drug market matures and becomes more saturated, the growth rate is anticipated to gradually slow down, particularly as more SGLT-2 inhibitor drugs gain inclusion in medical insurance coverage. As such, the market is expected to reach RMB27.5 billion in 2030, with a CAGR of 8.3% from 2026 to 2030. The chart below sets forth the size of the SGLT-2 inhibitor drug market in China from 2018 to 2030.

INDUSTRY OVERVIEW

SGLT-2 Inhibitor Drug Market in China, 2018-2030E



Source: Annual reports of listed pharmaceutical companies, Frost & Sullivan analysis

The following charts set forth the details of the SGLT-2 inhibitors approved in China and the innovative SGLT-2 inhibitors that are at the NDA stage in China as of the Latest Practicable Date.

Approved SGLT-2 Inhibitor in China

Drug Name	Company	Indication	Approval Date	Approved Generic Drugs	NRDL
Dapagliflozin	Astrazeneca	Type 2 diabetes; Heart failure; Chronic kidney disease	March 20, 2017	Yes	Category B
Empagliflozin	Boehringer-ingenlheim	Type 2 diabetes; Heart failure; Chronic kidney disease	September 20, 2017	Yes	Category B
Canagliflozin	J&J	Type 2 diabetes	September 29, 2017	Yes	Category B
Ertugliflozin	MSD/Pfizer	Type 2 diabetes	July 29, 2020	No	Category B
Henagliflozin	Hengrui	Type 2 diabetes	December 31, 2021	No	Category B
Janagliflozin	Xuatnzhu Bio/Sihuan Pharma	Type 2 diabetes	January 19, 2024	No	Not implemented

Innovative SGLT-2 Inhibitor at NDA Stage in China

Drug Name	Company	Indication	Status	First Posted Date
Bexagliflozin	Theracos	Type 2 diabetes	NDA	January 4, 2024
Ologliflozin	The Group	Type 2 diabetes	NDA	January 11, 2024

Source: NMPA, Frost & Sullivan analysis

INDUSTRY OVERVIEW

Overview of the Non-Alcoholic Steatohepatitis (NASH) Drug Market

Non-alcoholic steatohepatitis (NASH, recently renamed as metabolic dysfunction-associated steatohepatitis or MASH) is the most severe form of non-alcoholic fatty liver disease (NAFLD, recently renamed as metabolic dysfunction-associated steatotic liver disease or MASLD). As NASH evolves, it can result in fibrosis, liver cirrhosis and liver cancer. There are no symptoms in the early stages of NASH. However, as NASH progresses, symptoms of fatigue, unexplained weight loss, general physical weakness and pain in the upper right part of the belly may appear.

In recent years, the number of patients with NASH in China has increased significantly from 36.2 million in 2018 to 42.5 million in 2023, representing a CAGR of 3.3%, due to factors such as changes to dietary and lifestyle habits, and rising obesity rates. It is predicted that the number of patients with NASH in China will continue to increase, reaching 47.2 million in 2026 and 54.9 million in 2030, representing a CAGR of 3.6% from 2023 to 2026 and 3.9% from 2026 to 2030, respectively.

In 2023, there are 386.1 million people suffering from NASH worldwide. It is estimated that by 2026, this number will increase to 425.5 million with a CAGR of 3.3%, and by 2030, this number will reach 486.2 million.

Competitive landscape of the NASH/NAFLD Drug Market

On March 14, 2024, Resmetirom from Madrigal Pharmaceuticals was approved by the FDA, making it the first FDA-approved medication for NASH. Resmetirom is a thyroid hormone receptor-beta agonist indicated in conjunction with diet and exercise for the treatment of adults with NASH with moderate to advanced liver fibrosis. The only other drug listed in the world is Saroglitazar Magnesium, which was developed by the Indian company Zydus Cadila and was approved by the Indian Drug Management Center on March 6, 2020. As of the Latest Practicable Date, no drugs for the treatment of NASH/NAFLD have been approved in China and Europe.

INDUSTRY OVERVIEW

As of the Latest Practicable Date, there are two approved drugs and 185 active clinical trials globally for treating NASH/NAFLD, among which one is under NDA, 14 are in Phase III clinical trials and the remaining are in Phase II clinical trials and Phase I clinical trials. The chart below sets forth a breakdown of the global NASH/NAFLD drug pipelines by regions.

Global NASH/NAFLD Drug Pipelines by Regions¹

	Approved	NDA	Phase III	Phase II/III	Phase II ²	Phase I/II	Phase I
China	0	0	3	0	18	2	26
USA	1	0	9	2	47	1	30
Others ³	1	1	12	0	40	4	42
Total	2	1	14	2	70	7	91

Notes:

- Only the most advanced clinical stage for each drug candidate for the indication of NASH is included. If a drug candidate is in the same clinical stage across multiple regions, each region is counted separately.
- The Group's HEC88473 and HEC96719 are currently in Phase II clinical trials in China. The Group's HEC96719 has also completed Phase I clinical trials in Australia.
- Others mainly include EU and Japan.

Source: Clinicaltrials.gov, CDE, NMPA, Frost & Sullivan analysis

Overview of the Obesity/Overweight Drug Market

Overweight and obesity are defined as abnormal or excessive fat accumulation that presents a health risk. At present, the commonly used body mass index (BMI) is an internationally recognized grading method for evaluating the degree of obesity. The specific calculation method is $BMI = \text{weight}/\text{height}^2$ (kg/m^2).

According to the classification of World Health Organization (WHO) and National Institutes of Health (NIH), $BMI \geq 25 \text{kg}/\text{m}^2$ is defined as overweight, and $BMI \geq 30 \text{kg}/\text{m}^2$ is defined as obese. The Guidelines for Prevention and Control of Overweight and Obesity among Adults in China issued by the Department of Disease Control and Prevention of the Ministry of Health of China have put forward the BMI cut-off value for an obesity diagnosis, in which $24 \text{kg}/\text{m}^2 \leq BMI < 28 \text{kg}/\text{m}^2$ was categorized as overweight and $BMI \geq 28 \text{kg}/\text{m}^2$ was categorized as obese.

INDUSTRY OVERVIEW

In recent years, the number of obese/overweight patients in China has appreciably increased, from 531.8 million in 2018 to 622.4 million in 2023, with a CAGR of 3.2%, due to factors such as changes to dietary and lifestyle habits. It is predicted that the number of obese/overweight patients in China will continue to rise, reaching 674.2 million in 2026 and 740.4 million in 2030, with a CAGR of 2.7% from 2023 to 2026 and 2.4% from 2026 to 2030, respectively.

GLP-1/FGF21

HEC88473 is the first GLP-1/FGF21 dual agonist product in the world to enter the clinical stage. Phase II clinical trials have started for the indication of type 2 diabetes mellitus. The Group's HEC88473 has the potential to concurrently target three major indications, namely type 2 diabetes, NASH and obesity. The following chart sets forth the details of GLP-1/FGF21 dual-target drug candidates in China as of the Latest Practicable Date.

GLP-1/FGF21 Dual-target Drug Pipelines in China

Drug Name	Company	Target	Major Indication	Status	First Posted Date
HEC88473	The Group	GLP-1 FGF21	Type 2 diabetes	Phase II	August 17, 2023
DR10624	Doer Biologics/Huadong Medicine	GLP-1 GCG FGF21	Hypertriglyceridemia	Phase II	July 11, 2024
AP026	Ampsource Biopharma	GLP-1 FGF21	Type 2 diabetes	Phase I	March 13, 2023
MWN105	Minwei Biotechnology	GLP-1 GIP FGF21	Type 2 diabetes, obesity	Phase I	December 13, 2024

Notes:

1. The Group has submitted the IND application for NASH to the U.S. FDA and obtained clinical trial approval and submitted the IND application for obesity to the NMPA and obtained clinical trial approval, respectively, for HEC88473.
2. DR10624 is a tri-specific drug that agonizing GLP-1, glucagon receptor GCG, and FGF21.

Source: CDE, Frost & Sullivan analysis

THE RESPIRATORY SYSTEM DISEASE DRUG MARKET IN CHINA

Respiratory diseases are diseases that affect the lungs and other parts of the respiratory system. Respiratory diseases may be caused by infection, smoking, breathing in secondhand tobacco smoke, radon, asbestos, or other forms of air pollution. Common respiratory diseases include, among others, COPD, asthma, bronchitis, pneumonia, pulmonary fibrosis. The market size of respiratory system disease drugs in China reached approximately RMB82.1 billion in 2023. Driven by a growing aging population, poor lifestyle choices such as smoking, as well as air pollution and other factors, the pool of patients suffering from respiratory system diseases continues to expand. Meanwhile, as more new drugs such as respiratory targeted therapeutic drugs and drugs with more convenient administration routes such as inhalation

INDUSTRY OVERVIEW

preparations are expected to be approved in the future, this will continue to drive the growth of this market. It is estimated that the market size will grow in the future, reaching approximately RMB103.7 billion in 2026 and RMB123.9 billion in 2030.

Overview of the Pulmonary Fibrosis Drug Market in China

Idiopathic pulmonary fibrosis (IPF), the most common type of pulmonary fibrosis, is a type of lung disease which causes scarring (fibrosis) of the lungs. Scarring causes stiffness in the lungs and makes it difficult to breathe. Lung damage from IPF is irreversible and progressive, meaning it worsens over time. In some cases, this gradual worsening can be slowed down by certain medications. Occasionally, people with IPF will be recommended for lung transplant. Despite conventional treatment, a proportion of interstitial lung disease (ILD) patients develop a progressive phenotype known as fibrosing ILD with a progressive phenotype (PF-ILD), characterized by worsening respiratory symptoms, decline in lung function and early mortality.

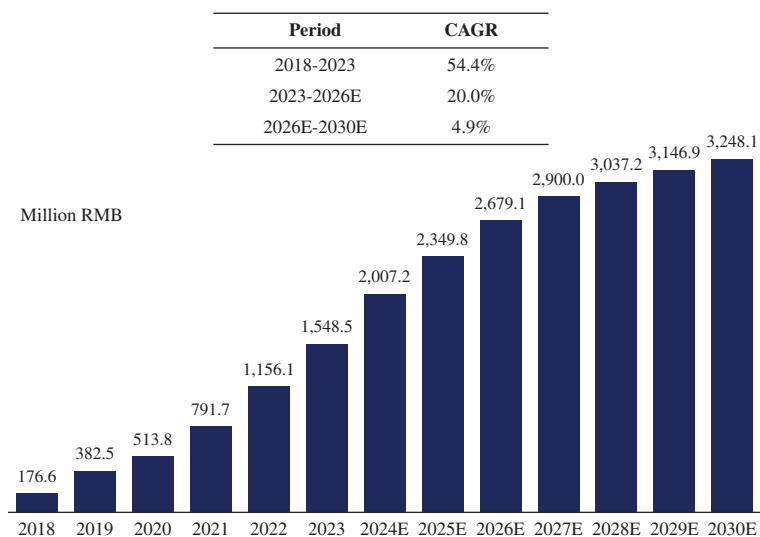
The growth in aging population, tobacco use and environmental air pollution all contribute to the rapid growth of IPF incidence. At the same time, the popularization and promotion of medical intervention measures and the education of patients and doctors will prolong the survival time of patients, reduce the mortality rate and increase the IPF patient base. In 2023, the number of IPF patients reached 164.3 thousand, and the CAGR from 2018 to 2023 was 13.0%. It is estimated that the number of IPF patients will reach 231.1 thousand by 2026 and 339.2 thousand by 2030, with a CAGR of 12.0% from 2023 to 2026 and 10.1% from 2026 to 2030, respectively.

Pirfenidone and Nintedanib (the only two drugs currently available globally for the treatment of IPF) were added to the NRDL since 2017 and 2020, respectively, which drove the rapid growth of the pulmonary fibrosis drug market in China from 2018 to 2023. In 2023, the market size of pulmonary fibrosis drugs in China reached approximately RMB1.5 billion, with a CAGR of 54.4% from 2018 to 2023. Given the complex epidemiology of pulmonary fibrosis, driven by environmental exposures, an aging population and underlying conditions, such as autoimmune diseases, the demand for effective treatments continues to rise. With the growing number of approved drugs in the future and the expansion of indication of such drugs from IPF

INDUSTRY OVERVIEW

to other types of pulmonary fibrosis, it is estimated that this market size will continue to grow, reaching approximately RMB2.7 billion in 2026 and RMB3.2 billion in 2030. The chart below sets forth the size of the pulmonary fibrosis drug market in China from 2018 to 2030.

Pulmonary Fibrosis Drug Market in China, 2018-2030E



Source: Annual reports of listed companies, NMPA, CDE, NRDL, Expert interviews, Frost & Sullivan analysis

Competitive Landscape of the Pulmonary Fibrosis Drug Market in China

The following charts set forth the details of pulmonary fibrosis drugs approved in China and pulmonary fibrosis innovative drug candidates in Phase II clinical trials, Phase III clinical trials and NDA stage in China as of the Latest Practicable Date.

Approved Pulmonary Fibrosis Drugs in China

Brand Name	Drug Name	Company	Indication	Approval Date	NRDL
Ofev	Nintedanib	Boehringer Ingelheim	IPF, SSc-ILD, chronic fibrotic interstitial lung disease with a progressive phenotype	September 20, 2017	Category B
Etuary®	Pirfenidone	Continent	Mild and moderate IPF	December 25, 2013	Category B

INDUSTRY OVERVIEW

Pulmonary Fibrosis Innovative Drug Pipelines in China

Drug Name	Company	Target	Indication	Status	First Posted Date
Nerandomilast/ BI 1015550 Tablets	Boehringer Ingelheim	PDE4B	IPF	NDA	February 25, 2025
			PF-ILD	NDA	May 15, 2025
BMS-986278 Tablets	BMS	LPAR1	IPF	Phase III	December 28, 2023
			Progressive pulmonary fibrosis	Phase III	December 15, 2023
SC1011 Tablets	Biocity	/	IPF	Phase II/III	February 23, 2023
Bexotegrast	Pliant Therapeutics	Integrin $\alpha\beta 1$ Integrin $\alpha\beta 6$	IPF	Phase II/III	October 18, 2024
HSK44459	Haisco Pharmaceutical	PDE4B	IPF	Phase II	January 6, 2025
BI 1839100	Boehringer Ingelheim	ion channel	Progressive pulmonary fibrosis IPF	Phase II	October 22, 2024
BI 1819479	Boehringer Ingelheim	/	IPF	Phase II	August 26, 2024
TDI01 Oral Suspension	Tide Pharmaceutical	ROCK2	IPF	Phase II	August 21, 2023
HW021199 Tablets	Wuhan Humanwell Likang Pharmaceutical	/	IPF	Phase II	August 16, 2023
ISM001-055/ INS018_055 Capsules	Shanghai SynTheAll/ Insilico Medicine	TNIK	IPF	Phase II	March 21, 2023
Butaselen Tablets	Yuanxi Medicine	/	PF-ILD	Phase II	November 8, 2022
AK3280 Tablets	Ark Bio	/	IPF	Phase II	May 30, 2022
REGEND001 Cell Autotransfusion Preparation	Regend	/	IPF	Phase II	May 12, 2022
Yinfenidone Hydrochloride Tablets	The Group	/	PF-ILD	Phase II	December 1, 2021
			IPF	Phase II	January 26, 2021
Jaktinib Hydrochloride Tablets	Zelgen	JAK	IPF	Phase II	July 23, 2020

Source: CDE, Frost & Sullivan analysis

INDUSTRY OVERVIEW

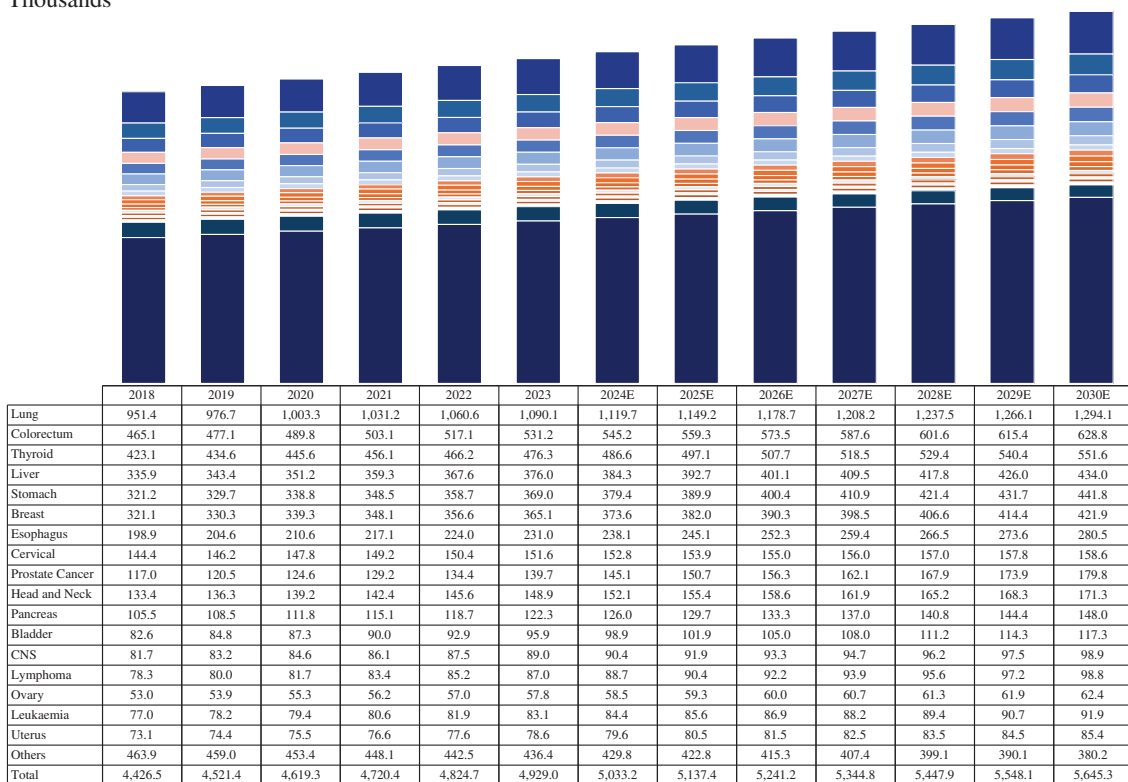
THE ONCOLOGY DRUG MARKET IN CHINA

Overview of the Oncology Drug Market in China

Cancer is the second most common disease in China. The number of new cases grew from 4.4 million in 2018 to 4.9 million in 2023, with a CAGR of 2.2%. Due to the increasing number of cancer diagnoses, the number of new cases in 2026 is predicted to increase to 5.2 million and further to 5.6 million in 2030 with the CAGR of 2.1% from 2023 to 2026 and 1.9% from 2026 to 2030, respectively. The chart below sets forth incidence of major cancer types in China from 2018 to 2030.

Incidence of Major Cancer Types in China, 2018-2030E

Thousands



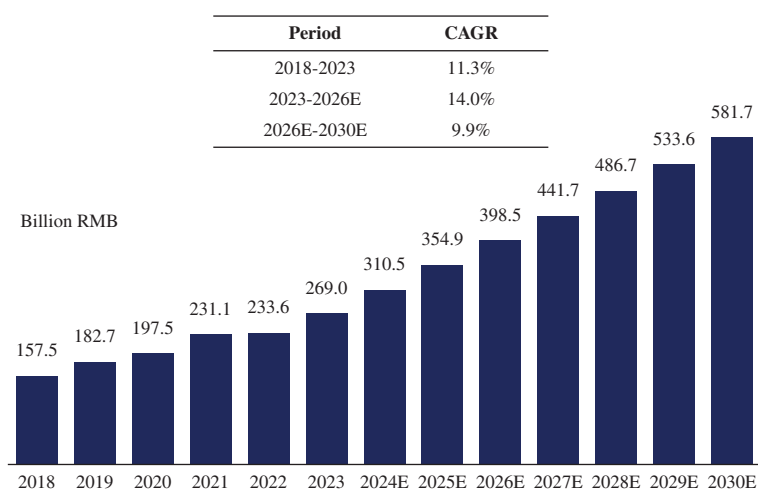
Source: Globocan, NCCR, Frost & Sullivan analysis

In the Chinese drug market, sales of oncology products have risen steadily in recent years. China's oncology drug market, which generated RMB269.0 billion in 2023, experienced a CAGR of 11.3% over the past five years. The increasing prevalence of cancer in China, driven by an aging population, lifestyle changes and environmental influences, has led to higher demand for oncology drugs. As more individuals are diagnosed with various types of cancer, the need for effective treatment options continues to grow. The constantly evolving array of successful innovative oncology treatments is expected to bring in high return for pharmaceutical manufacturers. In the future, stronger and more innovative therapies, such as

INDUSTRY OVERVIEW

ADCs and bispecific antibodies, are expected to enter the market, significantly driving the overall market expansion. The Chinese oncology drug market is expected to be on an upward trend in the coming years. From 2023 to 2026, China's oncology market is predicted to reach RMB398.5 billion at wholesale price level with CAGR of 14.0%. It is estimated that China's oncology drug market would be valued at RMB581.7 billion in 2030, representing a CAGR of 9.9% from 2026 to 2030. The chart below sets forth the size of the oncology drug market in China from 2018 to 2030.

Oncology Drug Market in China, 2018-2030E



Source: Annual reports of listed pharmaceutical companies, NMPA, CDE, NRD, Ministry of Human Resources and Social Security, National Central Cancer Registry of China, Frost & Sullivan analysis

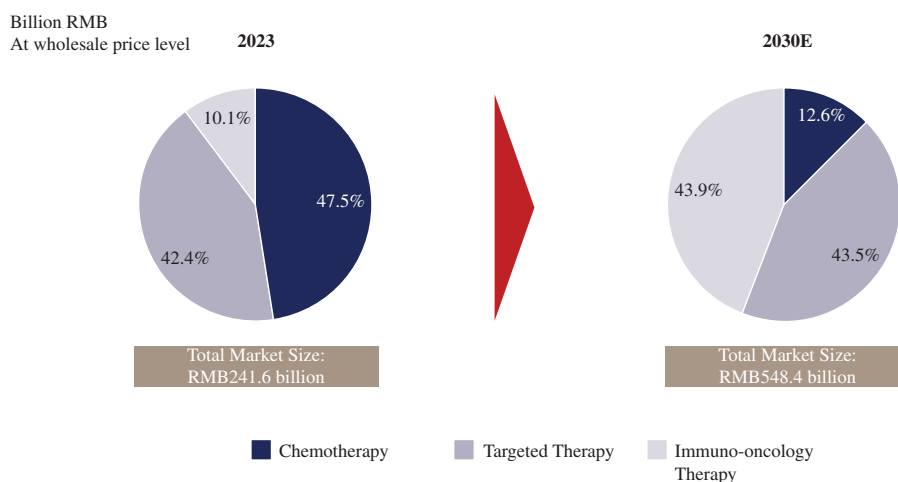
While competition in China's oncology drug market is fierce, companies with in-house capabilities throughout the entire value chain of oncology drug development, including drug discovery, process development, clinical development, quality control and assurance and commercialization, are better positioned to capture the growth potential of this market.

Currently, China's oncology drug market is dominated by chemotherapy drugs. In 2023, chemotherapy drugs accounted for 47.5% of the total oncology drug market while targeted drugs, including small molecular targeted drugs and biologics, accounted for 42.4% and immuno-oncology therapy accounted for 10.1%. With medical insurance and reimbursement policies, new drug developments and patients' increasing spending ability, targeted drugs and immuno-oncology therapy would occupy most of the market by 2030. It is expected that the

INDUSTRY OVERVIEW

share of immuno-oncology therapy will account for 43.9% while targeted drugs will account for 43.5% in 2030. The chart below sets forth a breakdown of the oncology drug market in China by therapy type in 2023 and 2030.

Breakdown of the Oncology Drug Market by Therapy in China, 2023 and 2030E



Source: Annual reports of listed pharmaceutical companies, NMPA, CDE, NRDL, Ministry of Human Resources and Social Security, National Central Cancer Registry of China, Frost & Sullivan analysis

Overview of the Acute Myeloid Leukemia (AML) Drug Market in China

Acute myeloid leukemia (AML) is the most common type of leukemia among the adult population and accounts for approximately 80% of all cases of leukemia. It is characterized by clonal expansion of immature “blast cells” in the peripheral blood and bone marrow, resulting in ineffective erythropoiesis and bone marrow failure. The French-American-British (FAB) classification divides AMLs into subtypes M0 to M7. This was based on the type of cell from which the leukemia developed and the level of maturity of the cells. The FAB classification relies on the appearance of leukemia cells under the microscope after routine staining.

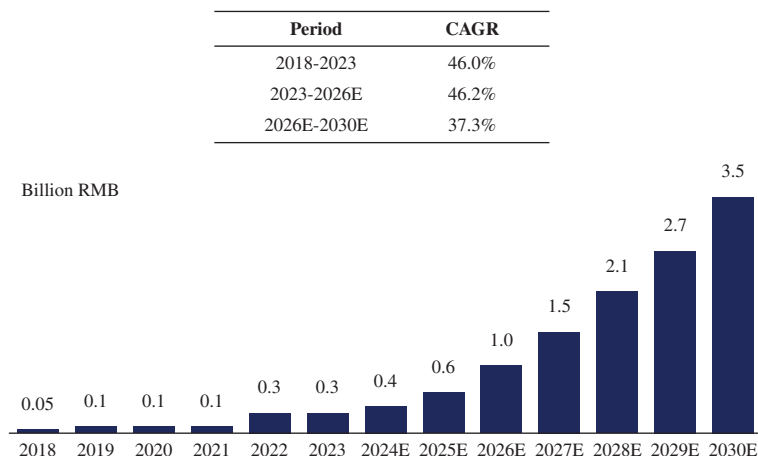
In 2023, there were approximately 29.1 thousand new cases of AML in China, with a CAGR of 1.5% from 2018 to 2023. It is estimated that there will be approximately 30.4 thousand new cases in 2026 and approximately 32.2 thousand new cases in 2030.

In 2023, the market size of AML drugs in China reached RMB0.3 billion, with a CAGR of 46.0% from 2018 to 2023. Epidemiological data indicate a continuous rise in AML incidence, necessitating accelerated clinical trial progress and new drug development. As a result, a greater number of innovative therapies are expected to gain approval and enter the

INDUSTRY OVERVIEW

market, thereby fostering the growth of the AML drug market. It is predicted that this market size will continue to grow, reaching RMB1.0 billion in 2026 and RMB3.5 billion in 2030. The chart below sets forth the size of the AML drug market in China from 2018 to 2030.

AML Drug Market in China, 2018-2030E



Source: Annual reports of listed companies, NMPA, CDE, NRDL, Expert interviews, Frost & Sullivan analysis

Competitive Landscape of the AML Drug Market in China

As of the Latest Practicable Date, a total of 13 drugs have been approved in China for the treatment of AML, including eight chemotherapy drugs and five targeted therapies. Among these targeted therapies, Venetoclax, which targets BCL-2, is most commonly used. Additionally, Gilteritinib, which targets FLT3, and Ivosidenib, which targets IDH1, were recently approved in China. There are more than 20 manufacturers of approved drugs for the treatment of AML in China.

As of the Latest Practicable Date, only one FLT3 inhibitor was approved for the treatment of AML in China. 10 FLT3 inhibitors are at clinical trial stages, among which one is in NDA stage, four are in Phase III clinical trials and five are in Phase I clinical trials and Phase II clinical trials. The Group's Clifutinib Besylate is the first domestically developed highly selective FLT3 inhibitor to enter Phase III clinical trials in China in October 2022. In Phase I clinical trials, it demonstrated a high CR/CRh rate and good tolerability in patients. The following charts set forth the details of the FLT3 inhibitor approved for the treatment of AML in China and the FLT3 inhibitor drug candidates for the treatment of AML in Phase III clinical trials in China as of the Latest Practicable Date.

INDUSTRY OVERVIEW

Approved FLT3 Inhibitors for the treatment of AML in China

Brand Name	Drug Name	Company	Indication	Approval Date	NRDL
Xospata	Gilteritinib	Astellas	Recurrent or refractory AML with FLT3 mutation in adults	March 5, 2020	Not included

FLT3 Inhibitor Pipelines for the treatment of AML in China

Drug Name	Company	Target	Indication	Status	First Posted Date
Quizartinib	Daiichi Sankyo/ Patheon France/Covance	FLT3	Newly diagnosed AML with FLT3-ITD mutation	NDA	January 18, 2025
XY0206	Yiling Pharmaceutical	FLT3, KIT, PDGFRB, RET, VEGFR2	Relapsed/refractory AML with FLT3-ITD mutation	Phase III	April 6, 2023
Clifutinib Besylate	The Group	FLT3	Relapsed/refractory AML with FLT3-ITD mutation	Phase III	October 19, 2022
			AML in newly diagnosed adult	Phase I/II	October 22, 2021
SKLB1028	CSPC	FLT3, EGFR, LYN, ABL	Relapsed/refractory AML with FLT3 mutation	Phase III	December 28, 2020
			Newly diagnosed AML	Phase I/II	June 7, 2021
Crenolanib	Arog Pharmaceuticals/ Patheon	FLT3, KIT, PDGFR	Relapsed/refractory AML with FLT3 mutation	Phase III	April 15, 2020

Source: NMPA CDE, Frost & Sullivan analysis

REPORT COMMISSIONED BY FROST AND SULLIVAN

In connection with the Listing, we have engaged Frost & Sullivan to conduct a detailed analysis and prepare an industry report on the pharmaceutical market, anti-infective drug market, metabolic disease drug market, oncology drug market, respiratory disease drug market and neuropsychiatric drug market in China, the U.S. and globally (as applicable). Frost & Sullivan is an independent global market research and consulting company, founded in 1961, and is based in the United States. Services provided by Frost & Sullivan include market assessments, competitive benchmarking and strategic and market planning for a variety of industries. The contract sum to Frost & Sullivan is RMB400,000 for the preparation of the Frost & Sullivan Report. The payment of such amount was not contingent upon our successful Listing or on the results of the Frost & Sullivan Report. Except for the Frost & Sullivan Report, we did not commission any other industry report in connection with the Listing. Except as otherwise noted, all of the data and forecasts contained in this section are derived from the Frost & Sullivan Report. Frost & Sullivan prepared its report based on its in-house database, independent third-party reports and publicly available data from reputable industry organizations. Where necessary, Frost & Sullivan contacts companies operating in the industry to gather and synthesize information in relation to the market, prices and other relevant information. Frost & Sullivan believes that the basic assumptions used in preparing the Frost & Sullivan Report, including those used to make future projections, are factual, correct and not misleading. Frost & Sullivan has independently analyzed the information, but the accuracy of the conclusions of its review largely relies on the accuracy of the information collected. Frost & Sullivan research may be affected by the accuracy of these assumptions and the choice of these primary and secondary sources.

REGULATORY ENVIRONMENT

LAWS AND REGULATIONS OF THE PRC

We are subject to a variety of PRC laws, rules and regulations affecting many aspects of our business. This section summarizes the major PRC regulatory authorities and PRC laws and regulations that we believe are relevant to our business and operations in the PRC.

PRINCIPAL REGULATORY AUTHORITIES

NMPA and Center for Drug Evaluation

National Medical Products Administration (國家藥品監督管理局) (formerly the China Food and Drug Administration (國家食品藥品監督管理總局) (the “CFDA”)) (the “NMPA”) is the department in charge of the pharmaceutical industry of China. It is responsible for drawing up the laws and regulations related to pharmaceuticals and medical devices, making policies and plans, establishing department manuals and procedures, organizing the development and issuance of pharmaceutical and medical device standards, classification and management regulations, such as national formulary, and supervising the implementation. Center for Drug Evaluation (the “CDE”) is the technical evaluation unit for drug registration with NMPA. It is mainly responsible for conducting technical evaluation on the drugs applying for registration and verifying the relevant aspects with drug registrations.

NHC

The National Health Commission (國家衛生健康委員會) (formerly known as the National Health and Family Planning Commission (國家衛生和計劃生育委員會)) (the “NHC”), is primary national agency for public health and family planning management. It is primarily responsible for drafting national health policies, supervising and regulating public health, healthcare services, and health emergency systems, coordinating the reform of medical and health system, organizing the establishment of national drug policies and national essential medicine system, performing pharmacovigilance and drug shortage alert, giving suggestions on the pricing policy of national essential medicine, and monitoring the operation of medical institutions and practicing of healthcare practitioners.

NHSA

The National Healthcare Security Administration (國家醫療保障局) (the “NHSA”), a new agency established in May 2018, directly under the State Council, is responsible for the management of the healthcare security system. It is primarily responsible for drafting and implementing policies and standards on medical insurance, maternity insurance and medical assistance; supervising and administering the healthcare security funds; formulating a uniform medical insurance catalogue and payment standards on drugs, medical disposables and healthcare services; and formulating and supervising the implementation of the bidding and tendering policies for drugs and medical disposables.

REGULATORY ENVIRONMENT

Ministry of Commerce

The Ministry of Commerce of the PRC (中華人民共和國商務部) (the “**MOFCOM**”) is responsible for the overall guidance and management of foreign investment. It drafts, revises and implements the laws, regulations, rules and policies of foreign investment. It also participates in the drafting and promulgation of the Special Management Measures for the Market Entry of Foreign Investment (Negative List) (《外商投資准入特別管理措施(負面清單)》 the “**Negative List**”) and Catalog of Industries for Encouraging Foreign Investment (《鼓勵外商投資產業目錄》). The MOFCOM is also responsible for the administration and supervision of the approval and registration of foreign investment in China.

General Administration of Customs of the People’s Republic of China

The General Administration of Customs of the People’s Republic of China (the “**GACC**”) is a directly affiliated institution of the State Council. The GACC is the state’s customs supervision and administration authority and is responsible for collection and management of import/export duties and other taxes and fees, outbound and inbound health quarantine and entry-exit inspection and quarantine of animals and plants and the related products, inspection of import and export commodities under the laws, compilation of customs statistics for national trading of items including import/export goods, formulating and implementing planning to develop customs technologies and the planning to support the development of laboratories and technologies. According to the Decision on the State Council Institutional Reform Proposal issued by the State Council and effective on March 17, 2018, the duty of the entry-exit inspection and quarantine management and relevant staff of the former State Administration for Quality Supervision and Inspection and Quarantine were assigned to the GACC.

PRINCIPAL REGULATORY PROVISIONS

Laws and Regulations on Company Establishment and Foreign Investment in the PRC

The establishment, operation and management of corporate entities in China are governed by the Company Law of the PRC (《中華人民共和國公司法》) (the “**PRC Company Law**”), which was promulgated by the Standing Committee of the NPC in December 1993 and further amended in December 1999, August 2004, October 2005, December 2013, October 2018 and December 2023, respectively. According to the PRC Company Law, companies are generally classified into two categories: limited liability companies and companies limited by shares. The PRC Company Law also applies to foreign-invested limited liability companies and foreign-invested companies limited by shares. According to the PRC Company Law, where laws on foreign investment have other stipulations, such stipulations shall prevail.

Currently investment activities in the PRC by foreign investors are primarily governed by the Special Administrative Measures for the Access of Foreign Investment (Negative List) (Edition 2024) (《外商投資准入特別管理措施(負面清單)(2024年版)》) which were promulgated by the MOFCOM in September 2024 and came into effect since November 1, 2024 and Special Administrative Measures for the Access of Foreign Investment in Pilot Free

REGULATORY ENVIRONMENT

Trade Zones (Negative List) (Edition 2021) (《自由貿易試驗區外商投資准入特別管理措施(負面清單)(2021年版)》) (collectively, the “**Negative Lists**”), which were promulgated by the MOFCOM and the NDRC in December 2021 and came into effect since January 1, 2022. The Negative Lists set out the special administrative measures in a unified manner in respect of the access of foreign investments, such as the industries that are prohibited for foreign investment, the limits on shareholding percentages of foreign investors and the requirements on the participation of foreign investors in the operation and management. The Negative Lists cover 11 industries, and any field not falling in the Negative Lists shall be administered under the principle of equal treatment for domestic and foreign investment. Our business, as currently conducted, does not fall within the confines of the Negative Lists and is not subject to foreign investment restrictions.

Foreign Investment Law of the PRC (《中華人民共和國外商投資法》) (the “**Foreign Investment Law**”) was promulgated by the NPC in March 2019 and came into effect in January 2020. After the Foreign Investment Law came into effect, the trio of Law on Wholly Foreign-owned Enterprises of the PRC (《中華人民共和國外資企業法》), the Law on Sino-foreign Equity Joint Ventures of the PRC (《中華人民共和國中外合資經營企業法》) and the Law on Sino-foreign Cooperative Joint Ventures of the PRC (《中華人民共和國中外合作經營企業法》) have been repealed simultaneously. The investment activities of foreign natural persons, enterprises or other organizations (hereinafter referred to as “**foreign investors**”) directly or indirectly within the territory of China shall comply with and be governed by the Foreign Investment Law, including: 1) foreign investors establishing foreign-invested enterprises in China alone or jointly with other investors; 2) foreign investors acquiring shares, equity, property shares, or other similar interests of Chinese domestic enterprises; 3) foreign investors investing in new projects in China alone or jointly with other investors; and 4) other forms of investment prescribed by laws, administrative regulations or the State Council.

In December 2019, the State Council promulgated the Regulations on Implementing the Foreign Investment Law of the PRC (《中華人民共和國外商投資法實施條例》) (the “**Implementation Rules**”), which came into effect in January 2020. The Implementation Rules further clarified that the state shall encourage and promote foreign investment, protect the lawful rights and interests in foreign investments, regulate foreign investment administration, continue to optimize foreign investment environment, and advance a higher-level opening.

In December 2019, the MOFCOM and the SAMR promulgated the Measures on Reporting of Foreign Investment Information (《外商投資信息報告辦法》) (the “**Reporting Measures**”), which came into effect in January 2020. After the Reporting Measures came into effect, the Interim Measures for the Administration of Filing for Establishment and Changes in Foreign Investment Enterprises (《外商投資企業設立及變更備案管理暫行辦法》) has been repealed simultaneously. Since January 1, 2020, foreign investors or foreign-invested enterprises carrying out investment activities directly or indirectly in China shall submit investment information to the relevant commerce administrative authorities according to the Reporting Measures.

Laws and Regulations on Drugs

Research and development of new drugs

The Drug Administration Law of the PRC (《中華人民共和國藥品管理法》) (the “**Drug Administration Law**”) promulgated by the Standing Committee of the National People’s Congress (the “**SCNPC**”) in September 1984, last amended on August 26, 2019 and became effective on December 1, 2019, and the Implementation Regulations of the Drug Administration Law of the PRC (《中華人民共和國藥品管理法實施條例》) (the “**Implementation Regulations**”) promulgated by the State Council in August 2002 and last amended on March 2, 2019, have laid down the legal framework for the establishment and maintenance of pharmaceutical manufacturing and trading enterprises, as well as for the administration of pharmaceutical products including the development and manufacturing of new drugs. According to the Drug Administration Law and the Implementation Regulations, the PRC encourages the research and development of new drugs and protects the legal rights and interests in the research and development of new drugs. The developer and clinical trial sponsor of any new drug shall truthfully submit the new drug’s manufacturing method, quality specifications, results of pharmacological and toxicological tests and the related data, documents and samples to the NMPA for approval before any clinical trial is conducted.

Non-clinical research and Animal Testing

The non-clinical safety evaluation study for drugs for the purpose of applying for marketing authorization shall be conducted in accordance with the Administrative Measures for Good Laboratories Practice (《藥物非臨床研究質量管理規範》), which was promulgated in August 2003 and amended in July 2017 by the CFDA. In April 2007, the CFDA issued the Circular on Measures for Certification of Good Laboratory Practice (《藥物非臨床研究質量管理規範認證管理辦法》), last amended on January 19, 2023 and taking effect on July 1, 2023, which set forth the requirements for an institution to apply for a Certification of Good Laboratory Practice to undertake non-clinical research on drugs.

According to the Regulations for the Administration of Affairs Concerning Experimental Animals (《實驗動物管理條例》) issued by the State Scientific and Technological Commission on November 14, 1988 and last amended by the State Council on March 1, 2017, the Administrative Measures on Good Practice of Experimental Animals (《實驗動物質量管理辦法》) jointly issued by the State Scientific and Technological Commission and the State Bureau of Quality and Technical Supervision on December 11, 1997 and the Administrative Measures on the Certificate for Experimental Animals (Trial) (《實驗動物許可證管理辦法(試行)》) issued by the Ministry of Science and Technology and other regulatory authorities on December 5, 2001 and effective from January 1, 2002, using and breeding experimental animals shall be subject to some rules and performing experimentation on animals requires a Certificate for Use of Experimental Animals. Any entity without such certification must engage a qualified third party to conduct such non-clinical studies regulated under relevant laws and regulations.

REGULATORY ENVIRONMENT

Application for clinical trial

According to the Decision on Adjusting the Approval Procedures of Certain Administrative Approval Items for Drugs (《關於調整部分藥品行政審批事項審批程序的決定》) promulgated by the CFDA on March 17, 2017, the decision on the approval of clinical trials of drugs shall be made by the CDE from May 1, 2017. According to the Administrative Measures for Drug Registration (《藥品註冊管理辦法》) (the “**Circular 27**”), which was promulgated on January 22, 2020 and took effect on July 1, 2020, drug clinical trials shall be divided into Phase I clinical trial, Phase II clinical trial, Phase III clinical trial, Phase IV clinical trial, and bioequivalence trial. In accordance with Circular 27 and the Announcement on Adjusting Evaluation and Approval Procedures for Clinical Trials for Drugs (《關於調整藥物臨床試驗審評審批程序的公告》) issued in July 2018, if a clinical trial applicant does not receive any negative or questioned opinions from the CDE within 60 days after the date when the trial application is accepted and the fees are paid, the applicant can proceed with the clinical trial in accordance with the trial protocol submitted to the CDE.

After obtaining the approval of clinical trial from the NMPA, the applicant must complete the clinical trial registration at the Drug Clinical Trial Information Platform for public disclosure in accordance with the Circular on Drug Clinical Trial Information Platform (《關於藥物臨床試驗信息平台的公告》), which came into effect in September 2013. The applicant shall complete the initial registration of the trial within one month after obtaining the approval of clinical trial to obtain an exclusive trial registration number, and then complete the subsequent information registration before the first patient is enrolled in the trial and submit the registration for public disclosure for the first time.

Conduct of clinical trial

After obtaining clinical trial approval, the applicant shall conduct clinical trials at qualified clinical trial institutions. The qualified clinical trial institution refers to institutions that have the conditions to conduct clinical trials in accordance with the requirements and technical guidelines set forth in the Regulations for the Administration of Drug Clinical Trial Institutions (《藥物臨床試驗機構管理規定》), which came into effect on December 1, 2019. Such clinical trial institutions shall be subject to registration requirements, with the exception of institutions that only engage in analysis of biological samples which shall not be subject to such registration requirements. The NMPA is responsible for setting up a registration management information platform for the registration and operation management of drug clinical trial institutions, as well as the entry, sharing and disclosure of information from the supervision and inspection activities conducted by the drug regulatory authorities and competent healthcare authorities.

Clinical trials must be conducted in accordance with the Good Clinical Practice for Drug Trials (《藥物臨床試驗質量管理規範》) promulgated by NMPA and NHC on April 23, 2020 and effective on July 1, 2020, which stipulates the requirements for the procedures of

conducting clinical trials, including clinical trial preparation, trial protocols, protection of subject's rights and interests, duties of investigators, sponsors and monitors, as well as data management and statistical analysis.

According to the Announcement on Adjusting Evaluation and Approval Procedures for Clinical Trials for Drugs (《關於調整藥物臨床試驗審評審批程序的公告》), where the application for clinical trial of investigational new drug has been approved, upon the completion of Phases I and II clinical trials and prior to Phase III clinical trial, the sponsor shall submit the application for communication meetings to CDE to discuss with CDE the key technical issues including the design of Phase III clinical trial protocol. According to the Administrative Measures for Communication on the Research, Development and Technical Evaluation of Drugs (《藥物研發與技術審評溝通交流管理辦法》), revised by the NMPA on December 10, 2020, during the research and development stage including the review stage of the investigational new drug application, the applicants may propose to have communication meetings with the CDE. The communication meetings can be classified into three types. Type I meetings are intended to address key safety issues in clinical trials of drugs and key technical issues in the research and development of breakthrough therapeutic drugs. Type II meetings are held during the key research and development stages of drugs, mainly including meetings before submitting the clinical trial application, meetings upon the completion of Phase II trials or prior to Phase III trials, meetings before submitting the marketing application for a new drug, and meetings for risk evaluation and mitigation strategies (REMS). Type III meetings refer to other meetings not classified as Type I or Type II.

Classification of Chemical Drugs

According to the Administrative Measures for Drug Registration, the drug registration administration shall be classified into traditional Chinese drugs, chemical drugs and biological products; among them, the registration of chemical drugs shall be classified into innovative chemical drugs, improved new chemical drugs, generic chemical drugs, etc.

Pursuant to the Reform Plan for Registration Classification of Chemical Drugs (《化學藥品註冊分類改革工作方案》) issued by the CFDA on March 4, 2016, new registration of chemical drugs are divided into 5 categories: (i) Class 1: innovative drugs that have not been marketed in the PRC or abroad which shall contain new compounds with clear structure and pharmacological effects and clinical value; (ii) Class 2: improved new drugs that have not been marketed in the PRC or abroad with optimization in structure, dosage form, prescription technology, route of drug administration and indications on the basis of known active ingredients as well as obvious clinical advantages; (iii) Class 3: drugs imitated by domestic applicants which are marketed overseas while originator's drugs are not marketed in the PRC. Such drugs should possess quality and efficacy in line with that of the originator's drugs (i.e. the first drugs approved to be marketed in the PRC or overseas with complete and sufficient safety and efficacy data to serve as the basis for its launch); (iv) Class 4: drugs imitated by domestic applicants while originator's drugs have been marketed in the PRC. The quality and efficacy of such drugs should be consistent with that of the originator's drugs; and (v) Class 5: drugs which have been marketed abroad with the applications to be marketed in the PRC.

REGULATORY ENVIRONMENT

Among them, the reporting procedure for Class 1 and 2 shall comply with those for new drugs and for Class 3 and 4 it shall be in accordance with those for generic drugs, while Class 5 shall be reported pursuant to the procedures for imported drugs.

According to the Registration Classification of Chemical Drugs and the Reporting Information Requirements (《化學藥品註冊分類及申報資料要求》) issued by the NMPA on June 29, 2020 with implementation of the Registration Classification of Chemical Drugs from July 1, 2020, the registration of chemical drugs is classified into innovative drugs, improved new drugs, generic drugs, and chemical drugs marketed abroad only. The Registration Classification of Chemical Drugs and the Reporting Information Requirements reaffirmed the classification principles for chemical drugs set forth by the Reform Plan for Registration Classification of Chemical Drugs (《化學藥品註冊分類改革工作方案》) and made further adjustments to the chemical drugs subclassifications of Class 2 and 5 among which as well as elaboration regarding the quality and efficacy requirements for generic drugs in Class 3 and 4; in addition, it also proposed the registration requirements and reporting information requirements for various types of chemical drugs.

According to the Announcement on Registration Classification of Biological Products and the Requirements for Application Materials (《關於發佈生物製品註冊分類及申報資料要求的通告》) issued by the NMPA on June 29, 2020, which divided biological products into 3 classes, Class I therapeutic biological products or vaccines refer to those have not been marketed in the PRC or abroad. Class II therapeutic biological products or vaccines refer to improved ones which, compared with the existing products marked in the PRC or abroad, could improve the safety, effectiveness and quality controllability, and have obvious advantages. Class III therapeutic biological products or vaccines refer to those have been marketed in the PRC or abroad.

New drug application

Pursuant to Circular 27, upon completion of clinical trials, determination of quality standards, completion of validation of commercial-scale production processes and completion of other related preparation works, the applicant may apply with the NMPA for the marketing authorization. The NMPA then determines whether to approve the application according to applicable laws and regulations. The applicant must obtain the marketing authorization before the drug can be manufactured and sold in the China market. According to Circular 27, the applicants of any of the following drugs can apply for conditional approval of such drugs: (1) drugs which are used for the treatment of severe life-threatening diseases currently lacking effective treatment and the data of clinical trials can confirm their efficacy and forecast their clinical value; (2) drugs which are urgently needed for public health and data of clinical trials can demonstrate their efficacy and forecast their clinical value; and (3) vaccines which are urgently needed to deal with major public health emergencies or other vaccines which the NHC deems to be urgently needed, which benefits are assessed to outweigh the risks.

Marketing Authorization Holder Mechanism

Pursuant to the Drug Administration Law, China implements the marketing authorization holder mechanism for management of the drug industry. The drug marketing authorization holder refers to an enterprise or a drug research and development institution that has obtained the drug registration certificate. The drug marketing authorization holder shall be responsible for non-clinical research, clinical trials, production and operation, post-marketing research, adverse reaction monitoring, reporting and processing of drugs in accordance with the provisions of the law.

The marketing authorization holders may manufacture drugs by themselves or entrust a pharmaceutical manufacturing enterprise to manufacture drugs. Likewise, they may sell drugs by themselves or entrust a pharmaceutical distribution enterprise to sell drugs. However, marketing authorization holders may not entrust a pharmaceutical manufacturing enterprise to produce blood products, narcotic drugs, psychotropic drugs, medical-use toxic drugs or pharmaceutical precursor chemicals, except as otherwise stipulated by the drug regulatory department under the State Council.

The drug marketing authorization holder shall establish a drug quality assurance system and be equipped with special personnel to take charge of quality management on drugs independently. The drug marketing authorization holder shall regularly review the quality management system of the drug manufacturer and the drug distributor and supervise its continuous quality assurance and control capabilities.

Where the marketing authorization holder is an overseas enterprise, its designated domestic enterprise shall perform the obligations of the marketing authorization holder and jointly assume responsibilities of the marketing authorization holder with the overseas enterprise.

Gathering, Collection and Filing of Human Genetic Resources

Pursuant to the Service Guide for Administrative Licensing of Gathering, Collection, Deal, Export and Exit Approval of Human Genetic Resources (《人類遺傳資源採集、收集、買賣、出口、出境審批行政許可事項服務指南》) promulgated by the Ministry of Science and Technology in July 2015 and the Notice on the Implementation of the Administrative License for the Gathering, Collection, Deal, Export and Exit of Human Genetic Resources (《關於實施人類遺傳資源採集、收集、買賣、出口、出境行政許可的通知》) promulgated by the Ministry of Science and Technology in August 2015, the gathering and collection of human genetic resources through clinical trials by a foreign-invested sponsor shall be filed for record with the China Human Genetic Resources Management Office through an online system.

REGULATORY ENVIRONMENT

Pursuant to the Regulations on the Management of Human Genetic Resources of the PRC (《中華人民共和國人類遺傳資源管理條例》) promulgated by the State Council in May 2019 and came into effect on July 1, 2019, and amended on March 10, 2024, foreign organizations, individuals and the institutions established or actually controlled thereby shall not collect, preserve China's human genetic resources within the territory of China, nor shall they provide China's human genetic resources out of the country.

On May 26, 2023, the Ministry of Science and Technology promulgated the Implementation Rules for the Administrative Regulation on Human Genetic Resources (《人類遺傳資源管理條例實施細則》), or the Implementation Rules for HGR, which has come into effect on July 1, 2023. The Implementation Rules for HGR further clarify the criteria to constitute a Foreign Entity, which shall include (i) any foreign organization or individual that holds directly or indirectly more than 50% of the shares, equity interests, voting rights, property shares or other interests in the institution, (ii) any foreign organization or individual that is able to dominate or have material effect on the decision-making or management of the institution through its voting right or other interests, although the shares, equity interests, voting rights, property share or other interests it directly or indirectly holds in the institution is less than 50%, (iii) any foreign organization or individual that is able to dominate or have material effect on the decision-making or management of the institution through investment relationship, contract or other arrangement; and (iv) other situations stipulated by laws, regulations and rules.

The Standing Committee of the NPC adopted the Biosecurity Law of the PRC (《中華人民共和國生物安全法》) (the “**Biosecurity Law**”), which issued on October 17, 2020 and last amended on April 26, 2024. The Biosecurity Law establishes an integrated system to regulate biosecurity related activities in China, including the security regulation of human genetic resources and biological resources. The Biosecurity Law for the first time expressly declares that China has sovereignty over its human genetic resources, and further endorses the Regulation on the Management of Human Genetic Resources by recognizing the fundamental regulatory principles and systems established by it over the utilization of Chinese human genetic resources by foreign entities in China. Although the Biosecurity Law does not provide any specific new regulatory requirements for human genetic resources, because it is a law adopted by China's highest legislative authority, it gives China's major regulatory authority of human genetic resources, the NHC, significantly more power and discretion to regulate human genetic resources, and it is expected that the overall regulatory landscape of Chinese human genetic resources will evolve and become even more rigorous and sophisticated. Failure to comply with the requirement under the Biosecurity Law will result in penalties, including fines, suspension of related activities and confiscation of related human genetic resources and gains generated from conducting these activities.

Regulations of Biosimilars

According to the Technical Guideline for the Research, Development and Evaluation Biosimilars (Trial) (《生物類似藥研發與評價技術指導原則(試行)》) (the “**Biosimilar Guidelines**”), biosimilars refer to therapeutic biological products that are similar to approved reference drugs in terms of quality, safety and efficacy. The R&D and marketing of biosimilars need to comply with the relevant regulations of the Drug Administration Law and Circular 27. After completion of pre-clinical studies, the applicant is required to submit an application for a clinical trial, and after receiving the approval to conduct a clinical trial, the applicant should complete the clinical trial in accordance with the clinical trial protocol. The applicant shall submit an application for marketing authorization after completion of the clinical trials and related preparation works.

According to Circular 27, drug registration shall be subject to registration and administration by categories, namely Chinese medicine, chemical medicine and biological products, etc. Biological product registration shall be categorized in accordance with innovative biological products, modified biological products, marketed biological products (including biosimilars), etc. In order to cooperate with the implementation of the Circular 27, the NMPA established the Registration Classification of Biological Products and Requirements for Application Dossiers (《生物製品註冊分類及申報資料要求》), and the Registration Classification of Biological Products part came into effect on July 1, 2020 while the Requirements for Application Dossiers part came into effect on October 1, 2020. According to the Registration Classification of Biological Products and Requirements for Application Dossiers, biosimilars are classified as category 3.3.

According to the Biosimilar Guidelines, biosimilars shall be filed under the application procedures for new drugs. Application dossiers for therapeutic biological products shall be submitted following specific requirements in the Biosimilar Guidelines.

In February 2015, the CFDA released the Biosimilar Guidelines, which outline the regulatory framework for biosimilars in China and provide the basic principles for the evaluation and management of biosimilars. It sets forth the definition of biosimilars and reference drugs, the requirements in relation to the selection of reference drugs, the basic principles for the technical review, the criteria for comparability, and the conditions under which extrapolations of indications would be permissible. According to the Biosimilar Guidelines, R&D of biosimilar drugs is based on comparability studies to prove their similarities with reference drugs, supporting their safety, efficacy and quality control. A biosimilar drug should in principle have the same amino acid sequence as the reference drug, and the R&D and evaluation of biosimilars should be carried out in accordance with basic principles (i.e. comparison principle, stepwise principle, consistency principle and equivalence principle) and should cover pharmaceutical, non-clinical and clinical research and evaluation. For PK comparability studies, equivalence design is usually used to study similarities of absorption/bioavailability. Equivalence thresholds should be set in advance and justified, and elimination characteristics (e.g., clearance rate, elimination half-lives) should be analyzed.

REGULATORY ENVIRONMENT

The Biosimilar Guidelines set out provisions for the extrapolation of indications of biosimilars. When similarities are proved in comparative trials, the indications of biosimilars may be expanded to include other indications of reference drugs. The extrapolated indications shall be those with same pathological mechanisms and/or receptors and the same action mechanisms and targets. In comparative trials, appropriate indications shall be selected, and subsequent evaluation shall be made on the safety and immunogenicity of the extrapolated indications. The extrapolation of indications shall be considered according to product features on a case-by-case basis. However, caution shall be taken in expanding indications for patients with concomitant medication, with different combined diseases or different recommended dosages.

On February 10, 2021, the NMPA issued the Technical Guidelines for Similarity Evaluation and Indication Extrapolation of Biosimilars (《生物類似藥相似性評價和適應症外推技術指導原則》) to further standardize the development and evaluation of biosimilars, which came into effect on the same day. According to the Technical Guidelines for Similarity Evaluation and Indication Extrapolation of Biosimilars, “similarity” refers to a drug candidate that is overall similar to an approved reference drug and does not present clinically meaningful differences in terms of quality, safety and efficacy, and “Indication Extrapolation” refers to that, in respect to a drug candidate that is overall similar to the reference drug, when clinical trials showing that the candidate is clinically similar to the reference drug in at least one indication, it may be possible to extrapolate the scientific arguments for indication related study data and information in support of its use for other indications not directly studied but approved for the reference drug in China. The similarity evaluation of biosimilars should be carried out comprehensively from the perspective of pharmaceutical, non-clinical and clinical studies to determine the overall similarity and should be carried out at different stages of biopharmaceutical development.

Registration of Generic Drugs

According to the Registration Measures, the applicants which apply for registration of generic drugs shall be manufacturers of the same drugs. The applicant’s drugs shall also be within the manufacturing scope specified in the Drug Manufacturing Certificate. Furthermore, clinical trials are required to be conducted in accordance with the Registration Measures. According to the Circular on Implementation of Notification Management of Bioequivalence Trials of Chemical Drug (《關於化學藥生物等效性試驗實行備案管理的公告》), the management of bioequivalence trials of chemical drug has been changed from examination and approval to notification. With reference to the technical review opinions, the NMPA will either grant a drug registration number or issue a disapproval notice.

Pursuant to the Opinions on Conducting the Consistency Evaluation for the Quality and Efficacy of Generic Drugs issued by the General Office of the State Council (《國務院辦公廳關於開展仿製藥質量和療效一致性評價的意見》) promulgated on February 6, 2016 and the Opinions of Relevant Matters Concerning Implementing the Opinions on Conducting the Consistency Evaluation for the Quality and Efficacy of Generic Drugs issued by the NMPA (《關於落實〈國務院辦公廳關於開展仿製藥質量和療效一致性評價的意見〉的有關事項的意

見》), promulgated on May 25, 2016, generic drugs approved for marketing before the implementation of the new registration classification of chemical drugs, including domestic generic drugs, imported generic drugs and the indigenous varieties of the innovative drugs, shall carry out consistency evaluation. In principle, the consistency evaluation should be completed before the end of 2018 for the generic oral solid preparations approved for sale before October 1, 2007 and listed in the National Essential Drug List (2012 version) (《國家基本藥物目錄(2012年版)》). For any other generic drugs approved for marketing before the implementation of the new registration classification of chemical drugs, after the first drug produced by a pharmaceutical enterprise passes the consistency evaluation, other pharmaceutical enterprises shall complete the consistency evaluation for their identical drugs within three years in principle; no registration will be granted in case of failure to do so as required within the prescribed time limit.

Pursuant to the Circular on Relevant Matters Concerning Consistency Evaluation for Quality and Curative Effect of Generic Drugs (《關於仿製藥質量和療效一致性評價有關事項的公告》) further promulgated by NMPA on December 28, 2018, the time limit for consistency evaluation of the drugs included in the National Essential Drug List (2018 version) (《國家基本藥物目錄(2018年版)》) will no longer be set uniformly. For generic drugs, including essential drug varieties, approved for marketing before the implementation of new registration classification of chemical drugs, after the first drug has passed the consistency evaluation, other drug manufacturers should complete the consistency evaluation for their identical drugs within three years in principle. If it is not completed within the time limit, the enterprise may apply to the local provincial drug regulatory authority for an extension of the evaluation if the drug is deemed to be clinically necessary and in short supply in the market. If the registration is not completed within the extended time limit, it shall not be re-registered.

Laws and Regulations on the Manufacturing of Drugs

Drug Manufacturing Certificate

Pursuant to the Drug Administration Law and the Implementing Regulations, a drug manufacturer must obtain a Drug Manufacturing Certificate (藥品生產許可證) from the drug regulatory authority at provincial, autonomous regional or municipal level before it may start manufacturing drugs in the PRC. The Drug Manufacturing Certificate shall indicate the validity period and the scope of production. Each Drug Manufacturing Certificate is valid for a period of five years and the manufacturer is required to apply for renewal of the permit within six months prior to its expiration date.

Good Manufacturing Practice

Prior to December 1, 2019, pursuant to the Certification Measures for Good Manufacturing Practice for Drugs (《藥品生產質量管理規範認證管理辦法》) issued by the CFDA in August 2011, when establishing a pharmaceutical manufacturer or a new factory or expanding the production scope, the drug manufacturer is required to submit an application for a good manufacturing practice certification (the “**GMP certification**”) with the drug regulatory

REGULATORY ENVIRONMENT

authority. If the Good Manufacturing Practices (the “GMP”) are satisfied, a GMP certificate will be issued. Pursuant to the Circular on the Relevant Issues Concerning the Implementation of the Drug Administration Law of the PRC (《關於貫徹實施〈中華人民共和國藥品管理法〉有關事項的公告》), promulgated by the NMPA on November 29, 2019, and the Drug Administration Law, since December 1, 2019, the GMP and Good Supply Practice (the “GSP”) certifications have been canceled, applications for GMP and GSP certifications are no longer accepted, and GMP and GSP certificates are no longer issued. The legal representative of and principal person in charge of a drug manufacturer is fully responsible for the drug manufacturing activities of the enterprise.

The drug manufacturer must conduct the manufacturing process in accordance with the Good Manufacturing Practice for Drugs (《藥品生產質量管理規範》) issued by the Ministry of Health in January 2011, which sets forth a set of detailed standard guidelines governing the manufacture of drugs including organization and staff qualifications, production premises and facilities, equipment, hygiene conditions, production management, quality controls, drug supply, raw material management, maintenance of distribution records and management of customer complaints and adverse event reports.

Laws and Regulations on Drug Supply

According to the Drug Administration Law, the operation of drug business, including drug wholesale and drug retail, is prohibited without a Drug Supply Permit. A Drug Supply Permit shall state the validity period and the scope of business and be subject to review and reissuance upon expiry of the validity period.

According to the Measures for the Supervision and Administration of Drug Supply and Usage (《藥品經營和使用質量監督管理辦法》) took into effect on January 1, 2024, a Drug Supply Permit is valid for five years. Each holder of the Drug Supply Permit must apply for an extension of its permit six months prior to expiration.

The Good Supply Practice for Pharmaceutical Products (《藥品經營質量管理規範》) (the “GSP Rules”) was last amended and came into effect on July 13, 2016. The GSP Rules set forth the basic standards in management of drug supply and apply to enterprises engaged in drug supply in the PRC, which require drug suppliers to implement strict controls on its supply of pharmaceutical products, including standards regarding staff qualifications, premises, warehouses, inspection equipment and facilities, management and quality control. Under the Drug Administration Law of the PRC, the GSP certification is no longer required for drug suppliers, but drug suppliers are still required to comply with the GSP Rules.

National Essential Drugs List

On August 18, 2009, the Ministry of Health (later restructured as the National Health Commission) and eight other state agencies jointly issued the Implementation Opinions on Establishing the National Essential Drugs System (《關於建立國家基本藥物制度的實施意見》), which aims to facilitate the provision of essential medicines to Chinese consumers at

REGULATORY ENVIRONMENT

reasonable prices and ensure equitable public access to drugs listed in the National Essential Drugs List (《國家基本藥物目錄》). The National Essential Drugs List (2018 Edition) (《國家基本藥物目錄(2018年版)》) (the “National Essential Drugs List”) was promulgated by the NHC on September 30, 2018. Under these regulations, all government-funded primary healthcare institutions (primarily including county-level hospitals, county-level traditional Chinese medicine hospitals, township health centers, and community clinics) are required to fully stock and utilize drugs specified in the National Essential Drugs List. Drugs listed in the National Essential Drugs List used by public hospitals must be procured through centralized public bidding mechanisms and are subject to management by the NDRC, the NHC and other government departments.

NRDL

Pursuant to the Interim Measures for the Administration of Drugs Covered by Basic Medical Insurance (《基本醫療保險用藥管理暫行辦法》) promulgated by the NHSA on July 30, 2020 and effective as of September 1, 2020, the scope of drugs covered under the basic medical insurance system shall be administered through the NRDL.

The National Drug Catalog for Basic Medical Insurance, Work-Related Injury Insurance, and Maternity Insurance (the “NRDL”), jointly issued by the NHSA and the Ministry of Human Resources and Social Security (MOHRSS) on November 27, 2024 and effective as of January 1, 2025, establishes reimbursement standards for drugs under the basic medical insurance, work-related injury insurance, and maternity insurance funds. Local governments are mandated to implement the NRDL strictly and are prohibited from making any modifications to its contents. The NRDL comprises Part A and Part B. Part A drugs are clinically essential medicines characterized by broad clinical applicability, proven therapeutic efficacy, and comparatively lower pricing than alternative drugs in the same therapeutic class. Part B drugs are clinically essential medicines with proven therapeutic efficacy but relatively higher pricing than Part A drugs.

In accordance with the Interim Measures for the Administration of Drugs Covered by Basic Medical Insurance (《基本醫療保險用藥管理暫行辦法》), provincial medical insurance drug catalogs must be formulated by provincial healthcare security authorities. Provincial healthcare security authorities are authorized to include ethnic medicines and medical institution-prepared formulations in the Part B drug list of provincial medical insurance catalogs under applicable regulations.

Eligible drugs in the National Essential Drugs List may be incorporated into the NRDL according to the Interim Measures for the Administration of Basic Medical Insurance Drugs (《基本醫療保險用藥管理暫行辦法》).

Drug Purchases by Hospitals

According to the Opinion on the Guidance of the Reform of Urban Medical and Health Care System (《關於城鎮醫藥衛生體制改革的指導意見》) promulgated and took into effect on February 16, 2000 and the Opinion on the Implementation of Classification Management of Urban Medical Institutions (《關於城鎮醫療機構分類管理的實施意見》) promulgated on July 18, 2000 and became effective from September 1, 2000, a medical institution must be defined as a profit-making or non-profit-making institution at the time when it is established. A non-profit-making medical institution is established to provide services to the general public, with its revenue used for maintaining and developing such institution, while a profit-making medical institution is established by investors for the purpose of investment return. The PRC government does not establish any profit-making medical institutions, while non-government entities may establish profit-making medical institutions. Any non-profit-making medical institutions must implement a collective tender system in respect of any drug purchases and any profit-making medical institutions need not to implement such a system according to PRC law.

According to the Notice on the Trial Implementation of the Centralized Tender with Respect to Drug Purchases by Medical Institutions (《關於印發醫療機構藥品集中招標採購試點工作若干規定的通知》) promulgated and became effective on July 7, 2000, the Notice on the Further Standardizing of the Centralized Tender with respect to Drug Purchases By Medical Institutions (《關於進一步做好醫療機構藥品集中招標採購工作的通知》) promulgated and became effective on August 8, 2001 and the Opinions concerning Further Regulating Purchase of Medicines by Medical Institutions through Centralized Tendering (《關於進一步規範醫療機構藥品集中採購工作的意見》) promulgated and took into effect on January 17, 2009, any non-profit-making medical institutions established and/or controlled by any government at a county level or above must implement the centralized tender system in respect of purchase of any drugs which are contained in the Medicines List for National Basic Medical Insurance and are generally used for clinical purposes and purchased in relatively large amount.

The Circular on the Good Practice of Medical Institutions with respect to Centralized Procurement of Drugs (《醫療機構藥品集中採購工作規範》) promulgated and was effective on July 7, 2010, provides stipulations in detail in respect of the catalog for centralized procurement and methods, procedures, evaluators, expert database construction and management of drugs, further regulating the centralized drug procurement and clarifying the code of conduct on the part of purchasing parties. According to the Good Practice of Medical Institutions with respect to Centralized Procurement of Drugs, any non-profit-making medical institutions established by the government at the county level or above or state-owned enterprises (including stock-holding enterprises) must participate in the centralized procurement of medical institutions. The centralized procurement management authority at provincial (municipal or district) level is responsible for compiling the catalog of drugs for centralized procurement by medical institutions within its own administrative region, and narcotic drugs and first class psychoactive drugs with respect to which the special administration is carried out by the state are not included in such catalog for centralized

REGULATORY ENVIRONMENT

procurement; second class psychoactive drugs, radioactive pharmaceuticals, toxic drugs for medical use, crude drugs, traditional Chinese medicinal materials and traditional Chinese medicine decoction pieces may be excluded from such catalog for centralized procurement.

According to the Guidance Opinion of the General Office of the State Council on the Improvement of the Drug Centralized Procurement Work of Public Hospitals (《國務院辦公廳關於完善公立醫院藥品集中採購工作的指導意見》) promulgated and came into effect on February 9, 2015, the centralized procurement work of public hospitals will be improved through the classification purchase of drugs. All drugs used by public hospitals (with the exception of traditional Chinese medicine decoction pieces) should be procured through a provincial centralized pharmaceutical procurement platform. The provincial procurement agency should work out a summary of the procurement plans and budget submitted by hospitals and compile reasonably a drug procurement catalog of the hospitals with its own administration region, listing by classification the drugs to be procured through bids, negotiations, direct purchases by hospitals or to be manufactured by appointed manufacturers.

VBP of Drugs in “4+7 Cities” and Nationwide

On November 15, 2018, the Joint Procurement Office, formed by representatives from pilot regions for the national VBP of drugs (comprising Beijing, Tianjin, Shanghai, Chongqing, and 11 other cities including Shenyang, Dalian, Xiamen, Guangzhou, Shenzhen, Chengdu, and Xi'an (“4+7 Cities”)), issued the 4+7 Cities VBP Document (《4+7城市藥品集中採購文件》). This document initiated a pilot program for nationwide volume-based drug procurement with minimum purchase quantities within the 4+7 Cities.

On January 1, 2019, the General Office of the State Council issued the Notice of the General Office of the State Council on Printing and Distributing the National VBP and Use Pilot Program (《國務院辦公廳關於印發國家組織藥品集中採購和使用試點方案的通知》), which set out detailed measures for implementing the nationwide VBP pilot program with minimum purchase quantities in the 4+7 Cities. In principle, the pilot program for VBP and use shall select pilot drugs from generic drugs that have passed consistency evaluation under their respective generic names.

The procurement procedure varies depending on the number of manufacturers meeting the qualification criteria for each drug: for drugs with three or more qualified manufacturers, a bidding process is adopted; for drugs with two qualified manufacturers, a price negotiation process is used; and for drugs with only one qualified manufacturer, a negotiation-based procurement method is applied.

According to the Implementation Opinions on Expanding the Regional Scope of the National VBP and Use Pilot Program (《關於國家組織藥品集中採購和使用試點擴大區域範圍的實施意見》), issued and effective on September 25, 2019, the VBP program was expanded nationwide. The nationwide VBP program allows all pharmaceutical manufacturers, exclusive import agents, and marketing authorization holders with eligible drugs under the procurement program to participate.

REGULATORY ENVIRONMENT

The Notice on Carrying Out the Second Batch of National VBP and Use Work (《關於開展第二批國家組織藥品集中採購和使用工作的通知》), which came into effect on January 13, 2020, established several principles for implementing the national VBP program to deepen reform and build a standardized, routine drug procurement plan nationwide.

On January 22, 2021, the General Office of the State Council issued the Opinions on Promoting the Normalization and Institutionalization of the VBP of Drugs (《關於推動藥品集中帶量採購工作常態化制度化開展的意見》), the “Normalization Opinions”, which stated that various measures would be adopted to promote the normalization and institutionalization of nationwide VBP. All public medical institutions are required to participate in the VBP program. The procurement program will focus on drugs with high demand and high procurement costs in the National Essential Medicines List, gradually covering clinically necessary, reliable-quality drugs available on the domestic market. Future procurement lists are expected to include widely demanded or high-priced drugs in the National Medical Insurance List, aiming to encompass as many clinically necessary, high-quality drugs as possible.

According to the Normalization Opinions, VBP is to be carried out in a tiered manner. The state will organize centralized VBP for certain drugs that have passed consistency evaluation and conduct special procurement based on market conditions while guiding local authorities in their procurement efforts. Provincial-level regions (provinces, autonomous regions, and municipalities) are responsible for independently conducting or forming alliances with other provinces for centralized VBP of drugs not included in the national procurement scope. They are also tasked with guiding eligible prefecture-level regions to conduct procurement. Prefecture-level regions are expected to independently or collaboratively conduct VBP for drugs not covered by upper-level organizations, according to their provincial arrangements. For drugs not yet included in the government-organized VBP scope, medical institutions may independently or delegate procurement via the provincial-level drug procurement platform.

The table below sets forth the key differences between national and provincial VBP schemes:

	National VBP scheme	Provincial VBP scheme
Issuing authority	Issued by the National Healthcare Security Administration (國家醫療保障局), with policies and standards set uniformly at the national level.	Issued by individual provincial healthcare security bureaus or regional alliances, with policies tailored to local circumstances.
Geographical coverage	Nationwide coverage, integrating procurement resources across the country with uniform standards.	Limited to single provinces or regional alliances, allowing for flexibility to address local needs.

REGULATORY ENVIRONMENT

	National VBP scheme	Provincial VBP scheme
Procuring institution	Primarily involves public medical institutions operating through a centralized platform for large-scale negotiations.	Also primarily involves public medical institutions; however, the procurement scale is smaller and more focused on local demand.
Drug category	Prioritizes high-demand, high-value medicines included in the NRDL, and is progressively extended to include clinically essential, reliably manufactured medicines available on the domestic market. Preference is given to generic drugs, including both chemically synthesized generics and biosimilars.	Serves as a supplement to the national scheme, covering drugs that have not yet been included in the national VBP scheme or drugs requiring re-procurement after national VBP scheme expire.
Impact on drug price	Due to larger purchasing volumes and more competitive negotiations, it generally achieves a more significant price reduction effect.	With relatively limited market scale and negotiating power, the price reduction effect is generally more moderate.
Other characteristics	Facilitates nationwide unified pricing, enhances resource integration, and strengthens overall market competitiveness.	Provides flexibility in adjusting procurement strategies and standards according to local conditions and needs.

Drug Price

On May 4, 2015, the NDRC, the National Health and Family Planning Commission, the Ministry of Human Resources and Social Security, the Ministry of Industry and Information Technology of the PRC, the Ministry of Finance, the MOFCOM and the NMPA issued the Opinion on Furthering Pharmaceutical Price Reform (《推進藥品價格改革的意見》) (the “Price Reform Opinion”) and the Notice on Issuing the Opinion on Furthering Pharmaceutical Price Reform (《關於印發推進藥品價格改革意見的通知》) (the “Price Reform Notice”). Pursuant to the Price Reform Notice, government price controls on pharmaceutical products (other than narcotic drugs and psychiatric drugs of category I) has been lifted on June 1, 2015. According to the Price Reform Opinion, after price controls are lifted, prices of pharmaceutical products will be mainly determined by market competition. Instead of direct price controls, the

REGULATORY ENVIRONMENT

government will regulate prices mainly by establishing a consolidated procurement mechanism, revising medical insurance reimbursement standards and strengthening regulation of medical and pricing practices.

On 26 November 2019, the NHSA issued the Opinions on Effectively Managing Current Drug Prices, confirming that, except for narcotic drugs and psychiatric drugs of category I which are subject to government-guided pricing, all other drugs are subject to market-regulated pricing.

In addition, as for the drug prices at which pharmaceutical manufacturers sell to the public hospitals, according to the specific documents formulated by the provincial medical insurance department or health department in accordance with policies and guidelines issued by NHSA, unless otherwise expressly provided by the laws and regulations, all drugs used by public hospitals (with the exception of traditional Chinese medicine decoction pieces) should be procured via the centralized drug procurement platforms/the public procurement platforms established by provincial-level healthcare security administrations (collectively, the “government’s platforms”).

Relevant pharmaceutical manufacturers are required to declare their products on government’s platforms in accordance with relevant laws and regulations before they are allowed to sell their drugs to public medical institutions. For the drugs that are selected in the centralized tender process and VBP schemes, their prices on the government’s platforms are the selected prices displayed on the relevant government’s platform. As for other non-centralized procurement drugs, the drug prices on the government’s platforms are those declared by relevant pharmaceutical manufacturers and officially vetted by the competent authorities, with such prices being subject to routine monitoring by the provincial healthcare security administration. The relevant policies of the above government’s platforms are implemented and refined by the provincial-level healthcare security administrations.

Two-invoice System

In order to further optimize the order of purchasing and selling pharmaceutical products and reduce circulation steps, as required at the executive meeting of the State Council dated April 6, 2016 and under the 2016 List of Major Tasks in Furtherance of the Healthcare and Pharmaceutical Reforms (《深化醫衛生體制改革2016年重點工作任務》) issued by the General Office of the State Council on April 21, 2016, the “two-invoice System” (兩票制) will be fully implemented in the PRC. According to the Circular on Issuing the Implementing Opinions on Carrying out the Two-invoice System for Drug Procurement among Public Medical Institutions (for Trial Implementation) 《印發<關於在公立醫療機構藥品採購中推行“兩票制”的實施意見(試行)>的通知》) (the “**Circular**”), which was effective from December 26, 2016, the two-invoice system means one invoice between the pharmaceutical manufacturer and the pharmaceutical distributor, and one invoice between the pharmaceutical distributor and the hospital, and thereby only allows a single level of distributor for the sale of pharmaceutical products from the pharmaceutical manufacturer to the hospital. According to the Circular, two-invoice system will be promoted in pilot provinces (autonomous regions and

REGULATORY ENVIRONMENT

municipalities directly under the Central Government) involved in the comprehensive medical reform program and pilot cities for public hospital reform on a priority basis, while other regions are encouraged to implement such system, so that such system can be promoted in full swing nationwide in 2018.

Import and Export of Goods

Pursuant to the Provisions of the PRC for the Administration of Filing of Customs Declaration Entities (《中華人民共和國海關報關單位備案管理規定》) promulgated by the General Administration of Customs on November 19, 2021 and became effective on January 1, 2022, customs declaration entities refer to consignees or consignors of imported or exported goods or customs declaration enterprises that have filed for record with Customs in accordance with the Provisions. Consignors or consignees of imported or exported goods or customs declaration enterprises that apply for record-filing shall obtain market entity qualifications.

Pursuant to the Regulation of the People's Republic of China on the Administration of the Import and Export of Goods (《中華人民共和國貨物進出口管理條例》) (hereinafter referred to as the “**Regulation on the Administration of the Import and Export of Goods**”) promulgated by the State Council on December 10, 2001 and last amended on May 1, 2004, enterprises engaged in the import of goods to the customs territory of the People's Republic of China or export of goods from the customs territory of the People's Republic of China, shall comply with the Regulation on the Administration of the Import and Export of Goods. For goods that are prohibited from importation or exportation, they cannot be imported or exported; for goods that are subject to import or export restrictions, a license or quota management system shall be implemented; for goods that are freely imported or exported, there is no restriction. The import and export business operator shall present the automatic import and export licenses, import and export license or the quotas certificate issued by the administrative departments of import quotas to the customs offices for handling the formalities of customs declaration and examination.

Import and Export of Special Articles

Pursuant to the Administrative Provisions on the Sanitation and Quarantine of Entry/Exit Special Articles (《出入境特殊物品衛生檢疫管理規定》) (Order No. 160 of the General Administration of Quality Supervision, Inspection and Quarantine, effective on March 1, 2015 and amended on October 18, 2016, April 28, 2018, May 29, 2018 and November 23, 2018 respectively), the import or export of special articles, including micro-organisms, human tissues, biological products, blood and blood products shall be subject to the supervision and administration over health quarantine. The customs office is responsible for the health quarantine and approval of import and export of special articles in its relevant jurisdictions. The enterprise conducting import or export of special articles shall establish safety management system for special articles, and shall produce, use or sell the special articles in strict accordance with the purposes for the approval of such special articles.

Export of Drugs

Pursuant to the Reply by NMPA on Certain Issues of Pharmaceutical Products Export (《國家藥品監督管理局關於藥品出口有關問題的批覆》), both promulgated on and effective from September 20, 1999, enterprise's right to operate import and export of pharmaceutical products and the qualification shall be decided by the foreign trade authority. Export of pharmaceutical products shall mainly comply with the requirements of the importing country, so long as there is no special requirement by the importation country, the NMPA would support the export in principle based on the national policy of encouraging exports. However, pursuant to the PRC Drug Administration Law, the export license issued by NMPA is required for the export of narcotics and psychotropic drugs prescribed by the PRC.

Product Liability

The Product Quality Law of the PRC (《中華人民共和國產品質量法》) (the “**Product Quality Law**”), promulgated by the Standing Committee of the NPC on February 22, 1993 and latest amended on December 29, 2018, is the principal governing law relating to the supervision and administration of product quality. According to the Product Quality Law, manufacturers shall be liable for the quality of products produced by them, and sellers shall take measures to ensure the quality of the products sold by them. A manufacturer shall be liable for compensating for any bodily injuries or property damages, other than the defective product itself, resulting from the defects in the product, unless the manufacturer is able to prove that (1) the product has never been distributed; (2) the defects causing injuries or damages did not exist at the time when the product was distributed; or (3) the science and technology at the time when the product was distributed was at a level incapable of detecting the defects. A seller shall be liable for compensating for any bodily injuries or property damages of others caused by the defects in the product if such defects are attributable to the seller. A seller shall pay compensation if it fails to indicate either the manufacturer or the supplier of the defective product. A person who is injured or whose property is damaged by the defects in the product may claim for compensation from the manufacturer or the seller.

On May 28, 2020, the Civil Code of the PRC (《中華人民共和國民法典》) was adopted by the third session of the 13th NPC, which came into effect on January 1, 2021. According to the Civil Code of the PRC, a patient may make a claim against the drug marketing authorization holder, a medical institution or producer for any damage arising from defects of drugs.

The Law of the PRC on the Protection of the Rights and Interests of Consumers (《中華人民共和國消費者權益保護法》) was promulgated on October 31, 1993 and was amended on August 27, 2009 and October 25, 2013 to protect consumers' rights when they purchase or use goods and accept services. All business operators must comply with this law when they manufacture or sell goods and/or provide services to customers. Where the goods or services provided by a business operator do not satisfy quality requirements, the consumer may require the business operator to perform replacement or repair obligations.

Drug Advertisement

Pursuant to the Advertisement Law of the PRC (《中華人民共和國廣告法》), which was promulgated by Standing Committee of the NPC on October 27, 1994 and effective from February 1, 1995 and latest amended and effective from April 29, 2021, advertisements shall not contain false statements or be deceitful or misleading to consumers. Advertisements relating to pharmaceuticals and medical devices, shall be reviewed by relevant authorities in accordance with applicable rules before being distributed by broadcasting, movies, television, newspapers, journals or otherwise. The Advertisement further stipulates that advertisements for medical treatment, pharmaceutical products or medical devices shall not contain: (i) any assertion or guarantee for efficacy and safety; (ii) any statement on cure rate or effectiveness rate; (iii) any comparison with the efficacy and safety of other pharmaceutical products or medical devices or with other healthcare institutions; (iv) recommendation or endorsement of an advertising endorser; or (v) other items as prohibited by laws and regulations.

Pursuant to the Interim Measures for the Administration of Internet Advertisement (《互聯網廣告管理暫行辦法》) which was promulgated by the State Administration of Industry and Commerce on July 4, 2016 and became effective as of September 1, 2016, the Internet advertisement must be visibly marked as “advertisement”. Advertisements for special commodities or services such as medical treatment, pharmaceuticals, foods for special medical purposes, medical instruments, agrochemicals, veterinary medicines and other health foods must be reviewed by competent authorities before online publication. On February 25, 2023, the SAMR promulgated the Measures for Administration of Internet Advertising (《互聯網廣告管理辦法》) (the “**Internet Advertising Measures**”), which replaced the Interim Measures for the Administration of Internet Advertisement, and came into effect as of 1 May 2023. Pursuant to the Internet Advertising Measures, Internet advertisers are prohibited from publishing advertisements of prescription drugs on the Internet. Besides, Internet advertisers are prohibited from publishing advertisements for medical treatment, drugs, medical devices, health food and formula food for special medical purposes in disguised form by way of introducing knowledge on health or health maintenance. When introducing knowledge on health or health maintenance, the address, contact information, shopping links and other contents of sellers or service providers of relevant medical treatment, drugs, medical devices, health food, or formula food for special medical purposes shall not be presented on the same page or together with other contents.

Pursuant to the Measures for Administration of Medical Advertisement (《醫療廣告管理辦法》), which were jointly promulgated by the SAIC and the Ministry of Health on November 10, 2006 and effective on January 1, 2007, medical advertisements shall be reviewed by relevant health authorities and obtain a Medical Advertisement Examination Certificate before being released. Medical Advertisement Examination Certificate is valid for one year and maybe renewed upon application.

REGULATORY ENVIRONMENT

Pursuant to the Interim Measures for the Administration of Censorship of Advertisements on Drugs, Medical Devices, Dietary Supplements and Formula Foods for Special Medical Purposes (《藥品、醫療器械、保健食品、特殊醫學用途配方食品廣告審查管理暫行辦法》) which were promulgated by the SAMR on December 24, 2019 and became effective from March 1, 2020, for medical devices advertisement to be released and published, a manufacturer of medical devices shall obtain an approval from the NMPA at provincial level. In addition, the content of advertisements for medical devices is subject to certain guidelines as approved by the NMPA or its local counterparts at provincial level.

Pursuant to the Measures Regarding the Administration of Drug Information Service through the Internet (《互聯網藥品信息服務管理辦法》), which was promulgated by the CFDA and effective from July 8, 2004, and amended and effective from November 17, 2017, the Internet drug information services, referring to that of providing medical information (including medical devices information) services to Internet users through the Internet, are classified into two categories, namely, profit-making services and non-profit services. Any website intending to provide drug information services through Internet shall be approved by NMPA at provincial level before applying for an operation permit or record-filing from the authority in charge of information industry under the State Council or the administration of telecommunication at the provincial level.

Laws and Regulations on Intellectual Properties

Patent

Patents in the PRC are mainly protected by the Patent Law of the PRC (《中華人民共和國專利法》), which was promulgated by the SCNPC on March 12, 1984, last amended on October 17, 2020 and became effective on June 1, 2021, and the Implementation Rules of the Patent Law of the PRC (《中華人民共和國專利法實施細則》), which were promulgated by the State Council on June 15, 2001 and last amended on December 11, 2023. The Patent Law of the PRC and its Implementation Rules provide for three types of patents, “invention”, “utility model” and “design.” “Invention” refers to any new technical solution relating to a product, a process or improvement thereof; “utility model” refers to any new technical solution relating to the shape, structure, or their combination, of a product, which is suitable for practical use; and “design” refers to a new design of the shape, pattern, or a combination thereof, as well as a combination of the color, shape and pattern, of the entirety or a portion of a product, which creates an aesthetic feeling and is fit for industrial application. The duration of a patent right for “invention” is twenty years, the duration of a patent right for “utility model” is ten years, and the duration of a patent right for “design” is fifteen years, from the date of application. For the purpose of making up the time required for the assessment and approval of the marketing of a new drug, the patent administrative department of the State Council may, at the request of the patentee, provide patent term extension for an invention patent relating to the new drug approved for marketing in China. The extension may not exceed five years, and the total effective term of the patent after the new drug is approved for marketing shall not exceed 14 years. According to the Patent Law of the PRC, for the purpose of public health, the patent

REGULATORY ENVIRONMENT

administrative department of the State Council may grant mandatory licensing to manufacture and export patented drugs to countries or regions in comply with provisions of the relevant international treaty participated by the PRC.

Trade Secret

According to the Anti-Unfair Competition Law of the PRC (《中華人民共和國反不正當競爭法》), promulgated by the SCNPC in September 1993 and last amended on April 23, 2019, the term “trade secrets” refers to technical and business information that is unknown to the public, has utility, may create business interests or profits for its legal owners or holders, and is maintained as a secret by its legal owners or holders. Under the Anti-Unfair Competition Law of the PRC, business persons are prohibited from infringing others’ trade secrets by: (1) acquiring a trade secret from the right holder by theft, bribery, fraud, coercion, electronic intrusion, or any other means; (2) disclosing, using, or allowing another person to use a trade secret acquired from the right holder by any means as specified in the item (1) above; (3) disclosing, using, or allowing another person use a trade secret in its possession, in violation of its confidentiality obligation or the requirements of the right holder for keeping the trade secret confidential; (4) abetting a person, or tempting another person into or in acquiring, disclosing, using, or allowing another person to use the trade secret of the right holder in violation of his or her non-disclosure obligation or the requirements of the right holder for keeping the trade secret confidential. If a third party knows or should have known of the above-mentioned illegal conduct but nevertheless obtains, uses or discloses trade secrets of others, the third party may be deemed to have committed a misappropriation of the others’ trade secrets. The parties whose trade secrets are being misappropriated may petition for administrative corrections, and regulatory authorities may stop any illegal activities and impose fines on the infringing parties.

Trademark

Pursuant to the Trademark Law of the PRC (《中華人民共和國商標法》) promulgated by the SCNPC on August 23, 1982, last amended on April 23, 2019 and became effective on November 1, 2019, the period of validity for a registered trademark is ten years, commencing from the date of registration. Upon expiry of the period of validity, the registrant shall go through the formalities for renewal within twelve months prior to the date of expiry as required if the registrant needs to continue to use the trademark. Where the registrant fails to do so, a grace period of six months may be granted. The period of validity for each renewal of registration is ten years, commencing from the day immediately after the expiry of the preceding period of validity for the trademark. In the absence of a renewal upon expiry, the registered trademark shall be canceled. Industrial and commercial administrative authorities have the authority to investigate any behavior in infringement of the exclusive right under a registered trademark in accordance with the law. In case of a suspected criminal offense, the case shall be timely referred to a judicial authority and decided in accordance with applicable laws.

Copyright

Copyright in the PRC is primarily protected by the Copyright Law of the PRC (《中華人民共和國著作權法》), which was promulgated by the SCNPC on September 7, 1990, last amended on November 11, 2020 and became effective on June 1, 2021, and Implementation Regulations of the Copyright Law of PRC (《中華人民共和國著作權法實施條例》), which was promulgated by the State Council on August 2, 2002 and last amended on January 30, 2013. These laws and regulations provide provisions on the classification of works and the obtaining and protection of copyright.

Domain Names

In accordance with the Measures for the Administration of Internet Domain Names (《互聯網域名管理辦法》) which was issued by the Ministry of Information Industry on August 24, 2017 and came into effect on November 1, 2017, the MIIT is responsible for supervision and administration of domain name services in the PRC. Communications administrative bureaus at provincial levels shall conduct supervision and administration of the domain name services within their respective administrative jurisdictions. Domain name registration services shall, in principle, be subject to the principle of “first apply, first register.” A domain name registrar shall, in the process of providing domain name registration services, ask the applicant for which the registration is made to provide authentic, accurate and complete identity information on the holder of the domain name and other domain name registration related information.

Laws and Regulations on Labor and Employee Incentives

Labor, Social Insurance and Housing Provident Funds

According to the Labor Law of the PRC (《中華人民共和國勞動法》), which was promulgated by the SCNPC in July 1994 and last amended and came into effect in December 2018, the Labor Contract Law of the PRC (《中華人民共和國勞動合同法》), which was promulgated by the SCNPC in June 2007 and amended in December 2012 and came into effect in July 2013, and the Implementing Regulations of the Labor Contracts Law of the PRC (《中華人民共和國勞動合同法實施條例》), which was promulgated by the State Council and came into effect in September 2008, labor contracts in written form shall be executed to establish labor relationships between employers and employees. In addition, wages shall not be lower than local minimum wages. The employers must establish a system for labor safety and sanitation, strictly comply with national rules and standards, provide education regarding labor safety and sanitation to its employees, provide employees with labor safety and sanitation conditions and necessary protection materials in compliance with national rules, and carry out regular health examinations for employees engaged at work involving occupational hazards.

REGULATORY ENVIRONMENT

According to the Social Insurance Law of PRC (《中華人民共和國社會保險法》), which was promulgated by the SCNPC in October 2010 and last amended and came into effect in December 2018, and the Interim Regulations on the Collection and Payment of Social Security Funds (《社會保險費徵繳暫行條例》), which was promulgated by the State Council in January 1999 and last amended in March 2019, and the Regulations on the Administration of Housing Provident Funds (《住房公積金管理條例》), which was promulgated by the State Council in April 1999 and last amended in March 2019, employers are required to contribute, on behalf of their employees, to a number of social security funds, including funds for basic pension insurance, unemployment insurance, basic medical insurance, occupational injury insurance and maternity insurance and to housing provident funds. Any employer who fails to make the required contributions may be fined and ordered to compensate the deficit within a stipulated time limit.

The Prevention and Control of Occupational Diseases Law of the PRC (《中華人民共和國職業病防治法》), which was promulgated by the SCNPC on October 27, 2001 and latest amended on December 29, 2018 (the “**Prevention and Control of Occupational Diseases Law**”), is the basic law for the prevention and control of occupational diseases. According to the Prevention and Control of Occupational Diseases Law, budget for facilities for the prevention and control of occupational diseases of a construction project shall be included in the budget of the project and those facilities shall be designed, constructed and put into operation simultaneously with the main body of the project. The entity that takes charge of the project should carry out the assessment of the effectiveness of measures for the prevention and control of occupational diseases before the final acceptance of the construction project. In addition, employers shall take required administrative measures to prevent and control occupational diseases in work.

Laws and Regulations on Environmental Protection

Environment Protection

The Environmental Protection Law of the PRC (《中華人民共和國環境保護法》) (“**the Environmental Protection Law**”), which was promulgated by the SCNPC on December 26, 1989, came into effect on the same day and last amended on April 24, 2014, outlines the authorities and duties of various environmental protection regulatory agencies. The Ministry of Ecology and Environment is authorized to issue national standards for environmental quality and emissions, and to monitor the environmental protection scheme of the PRC. Meanwhile, local environment protection authorities may formulate local standards which are more rigorous than the national standards, in which case, the concerned enterprises must comply with both the national standards and the local standards.

REGULATORY ENVIRONMENT

Environmental Impact Appraisal

According to the Administration Rules on Environmental Protection of Construction Projects (《建設項目環境保護管理條例》), which was promulgated by the State Council on November 29, 1998, amended on July 16, 2017 and became effective on October 1, 2017, depending on the impact of the construction project on the environment, a construction employer shall submit an environmental impact report or an environmental impact statement, or file a registration form. As to a construction project, for which an environmental impact report or the environmental impact statement is required, the construction employer shall, before the commencement of construction, submit the environmental impact report or the environmental impact statement to the relevant authority at the environmental protection administrative department for approval. If the environmental impact assessment documents of the construction project have not been examined or approved upon examination by the approval authority in accordance with the law, the construction employer shall not commence the construction. According to the Environmental Impact Appraisal Law of PRC (《中華人民共和國環境影響評價法》) (the “**Environmental Impact Appraisal Law**”), which was promulgated by the SCNPC on October 28, 2002, amended on July 2, 2016 and December 29, 2018, for any construction projects that have an impact on the environment, an entity is required to produce either a report, or a statement, or a registration form of such environmental impacts depending on the seriousness of effect that may be exerted on the environment.

Management of Waste Discharge

Pursuant to the Catalog of Classified Management of Pollutant Discharge Permits for Stationary Pollution Sources (2019 Version) (《固定污染源排污許可分類管理名錄(2019年版)》) issued by the Ministry of Ecology and Environment of the PRC and became effective on December 20, 2019, the State implements the primary management, simplified management and registration management of pollutant discharge permits based on the pollutant production, emission amount and the extent of environmental impact of the pollutant discharge entities. A pollutant discharge unit under registration management does not need to apply for a pollutant discharge license.

Pursuant to the Regulations on the Administration of Pollutant Discharge Permits (《排污許可管理條例》) promulgated by the State Council on January 24, 2021 and became effective on March 1, 2021, based on the quantity of pollutants generated and discharged, their impacts on the environment and other factors, categorical administration of pollutant discharge permit system is implemented to regulate pollutant-discharging entities: (1) key administration of pollutant discharge permits shall be implemented for pollutant discharging entities which generate and discharge relatively large quantities of pollutants or have a relatively serious impact on the environment; and (2) administration of pollutant discharge permits shall be simplified for pollutant-discharging entities which generate and discharge relatively small quantities of pollutants and have a relatively small impact on the environment. The entities that generate and discharge relatively small quantities of pollutants and have a relatively small impact on the environment shall fill in the waste discharge registration form (排污登記表) and are no longer required to obtain a waste discharge license (排污許可證). Entity that is required

REGULATORY ENVIRONMENT

to fill in the waste discharge registration form shall report the basic information, waste discharge destination, waste discharge standards implemented, waste prevention and control measures adopted and other information to the national waste discharge license information platform. If the information reported is changed, it shall be changed in the platform within 20 days as of the date when such change occurs.

Regulations on Information Security and Data Privacy

Data security and data export

The NPCSC promulgated the Data Security Law of the People's Republic of China (《中華人民共和國數據安全法》), on June 10, 2021 (effective from September 1, 2021), for the establishment of a data classification and grading protection system to conduct classified and hierarchical protection of data. Entities engaged in data processing activities shall, in accordance with laws and regulations, establish a sound full-process data security management system, organize data security education and training, and take corresponding technical measures and other necessary measures to ensure data security. According to the Measures on Security Assessment of Cross-border Data Transfer (《數據出境安全評估辦法》) issued by the Cyberspace Administration of China on July 7, 2022 and effective on September 1, 2022, a data processor that provides data overseas under any of the following circumstances shall apply to the national cyberspace administration for the security assessment of the outbound data transfer through local provincial cyberspace administration: (I) a data processor provides important data abroad; (II) the critical information infrastructure operator or the data processor that has processed the personal information of more than 1 million people provides personal information abroad; (III) the data processor that has provided the personal information of over 100,000 people or the sensitive personal information of over 10,000 people cumulatively since January 1 of the previous year provides personal information abroad.; and (IV) any other circumstance where an application for the security assessment of outbound data transfer is required by the national cyberspace administration.

According to the Measures for Standard Contract for Outbound Transfer of Personal Information (《個人信息出境標準合同辦法》) issued by the Cyberspace Administration of China on February 22, 2023 and effective from June 1, 2023, to provide personal information to an overseas recipient through the conclusion of the standard contract, a personal information processor shall meet all of the following circumstances: (I) it is not a critical information infrastructure operator; (II) it has processed the personal information of less than one million individuals; (III) it has cumulatively provided the personal information of less than 100,000 individuals to overseas recipients since January 1 of the previous year; and (IV) it has cumulatively provided the sensitive personal information of less than 10,000 individuals since January 1 of the previous year. In addition, the Measures for Standard Contract for Outbound Transfer of Personal Information require that all Outbound Transfers of personal information that have been carried out before June 1, 2023 and do not comply with the provisions of the Measures for Standard Contract for Outbound Transfer of Personal Information be rectified within 6 months.

Personal information protection

According to the Civil Code of the PRC, personal information of natural persons is protected by law. If any organization or individual needs to obtain other people's personal information, they should obtain it in accordance with the law and ensure the security of the information. They must not illegally collect, use, process, or transmit other people's personal information, and must not illegally buy, sell, provide, or disclose the information. The Personal Information Protection Law of the People's Republic of China (《中華人民共和國個人信息保護法》) promulgated by the NPCSC on August 20, 2021 and implemented on November 1, 2021, further emphasizes the obligations and responsibilities of processors for the protection of personal information, and requests higher level of protective measures on the processing of sensitive personal information. According to the Cybersecurity Law of the People's Republic of China (《中華人民共和國網絡安全法》) promulgated by the NPCSC on November 7, 2016 and effective on June 1, 2017, network operators must follow the principles of legality, legitimacy and necessity when collecting and using personal information, and publicly disclose the rules for collection and use, clearly state the purpose, method and scope of collecting and using information, and obtain the consent of the person whose data is being collected. Network operators shall not collect personal information unrelated to the services they provide. Network operators are not allowed to leak, tamper with, or damage the personal information they collect; they are not allowed to provide personal information to others without the consent of the person whose data is being collected. However, this does not apply to cases where a specific individual cannot be identified and the identity cannot be recovered after processing. Network operators should take technical measures and other necessary measures to ensure the security of the personal information they collect and prevent leakage, damage and loss of information.

NHC released the Administrative Measures on the Standards, Security and Service of National Health and Medical Big Data (Trial) (《國家健康醫療大數據標準、安全和服務管理辦法(試行)》) on July 12, 2018 (hereinafter referred to as the “**Health and Medical Big Data Measures**”). The Health and Medical Big Data Measures stipulate the guidelines and principles for standard management, security management and service management of health and medical big data. According to the Health and Medical Big Data Measures, medical and health institutions at all levels and related enterprises and institutions should adopt data classification, important data backup, encryption authentication and other measures to ensure the security of health and medical big data. Health and medical big data should be used in accordance with laws and regulations. Data-related information should provide secure information query and copy channels to ensure privacy protection and data security; data access and use permissions of users at different levels should be strictly regulated to ensure that data is used within the scope of authorization. No unit or individual may use or publish health and medical big data without authorization or beyond the scope of authorization, and it is prohibited to obtain data through illegal means. When various types of medical and health institutions at all levels and related service institutions disclose health and medical big data to the public, they must abide by relevant national regulations and must not disclose state secrets, business secrets and personal data, and must not infringe on national interests, public interests and legitimate rights and interests of citizens, legal persons and other organizations.

Laws and Regulations on Foreign Exchange and Taxation

Foreign Exchange

On January 29, 1996, the State Council promulgated the Administrative Regulations on Foreign Exchange of the PRC (《中華人民共和國外匯管理條例》) which became effective on April 1, 1996 and was amended on January 14, 1997 and August 5, 2008. Foreign exchange payments under current account items shall, pursuant to the administrative provisions of the foreign exchange control department of the State Council on payments of foreign currencies and purchase of foreign currencies, be made using self-owned foreign currency or foreign currency purchased from financial institutions engaging in conversion and sale of foreign currencies by presenting the valid document. Domestic entities and domestic individuals making overseas direct investments or engaging in issuance and trading of overseas securities and derivatives shall process registration formalities pursuant to the provisions of the foreign exchange control department of the State Council.

On November 19, 2012, the SAFE issued the Circular of Further Improving and Adjusting Foreign Exchange Administration Policies on Foreign Direct Investment (《國家外匯管理局關於進一步改進和調整直接投資外匯管理政策的通知》) (the “**SAFE Circular 59**”), which came into effect on December 17, 2012 and was revised on May 4, 2015, October 10, 2018 and partially abolished on December 30, 2019. The SAFE Circular 59 aims to simplify the foreign exchange procedure and promote the facilitation of investment and trade. According to the SAFE Circular 59, the opening of various special purpose foreign exchange accounts, such as pre-establishment expenses accounts, foreign exchange capital accounts and guarantee accounts, the reinvestment of RMB proceeds derived by foreign investors in the PRC, and remittance of foreign exchange profits and dividends by a foreign-invested enterprise to its foreign shareholders no longer require the approval or verification of SAFE, as well multiple capital accounts for the same entity may be opened in different provinces. Later, the SAFE promulgated the Circular on Further Simplifying and Improving Foreign Exchange Administration Policies in Respect of Direct Investment (《關於進一步簡化和改進直接投資外匯管理政策的通知》) on February 13, 2015, which was partially abolished on December 30, 2019 and prescribed that the bank instead of SAFE can directly handle the foreign exchange registration and approval under foreign direct investment while SAFE and its branches indirectly supervise the foreign exchange registration and approval under foreign direct investment through the bank.

On May 11, 2013, the SAFE issued the Administrative Provisions on Foreign Exchange in Domestic Direct Investment by Foreign Investors (《外國投資者境內直接投資外匯管理規定》) (the “**SAFE Circular 21**”), which became effective on May 13, 2013, amended on October 10, 2018 and partially abolished on December 30, 2019. The SAFE Circular 21 specifies that the administration by SAFE or its local branches over direct investment by foreign investors in the PRC must be conducted by way of registration and banks must process foreign exchange business relating to the direct investment in the PRC based on the registration information provided by SAFE and its branches.

REGULATORY ENVIRONMENT

According to the Notice of the State Administration of Foreign Exchange on Issues Concerning the Foreign Exchange Administration of Overseas Listing (《國家外匯管理局關於境外上市外匯管理有關問題的通知》) issued by the SAFE on December 26, 2014, a domestic company shall, within 15 business days from the date of the end of its overseas listing issuance, register the overseas listing with the local branch office of state administration of foreign exchange at the place of its establishment; the proceeds from an overseas listing of a domestic company may be remitted to the domestic account or deposited in an overseas account, but the use of the proceeds shall be consistent with the content of the document and other disclosure documents.

According to the Notice of the State Administration of Foreign Exchange on Reforming the Management Mode of Foreign Exchange Capital Settlement of Foreign Investment Enterprises (《國家外匯管理局關於改革外商投資企業外匯資本金結匯管理方式的通知》) (the “**SAFE Circular 19**”) promulgated on March 30, 2015, coming effective on June 1, 2015 and partially abolished on December 30, 2019, foreign-invested enterprises could settle their foreign exchange capital on a discretionary basis according to the actual needs of their business operations. Whilst, foreign-invested enterprises are prohibited to use the foreign exchange capital settled in RMB (a) for any expenditures beyond the business scope of the foreign invested enterprises or forbidden by laws and regulations; (b) for direct or indirect securities investment; (c) to provide entrusted loans (unless permitted in the business scope), repay loans between enterprises (including advances by third parties) or repay RMB bank loans that have been on lent to a third party; and (d) to purchase real estate not for self-use purposes (save for real estate enterprises).

On June 9, 2016, SAFE issued the Notice of the State Administration of Foreign Exchange on Reforming and Standardizing the Foreign Exchange Settlement Management Policy of Capital Account (《國家外匯管理局關於改革和規範資本項目結匯管理政策的通知》) (the “**SAFE Circular 16**”), which came into effect on the same day. The SAFE Circular 16 provides that discretionary foreign exchange settlement applies to foreign exchange capital, foreign debt offering proceeds and remitted foreign listing proceeds, and the corresponding RMB capital converted from foreign exchange may be used to extend loans to related parties or repay inter-company loans (including advances by third parties).

On October 23, 2019, SAFE promulgated the Notice on Further Facilitating Cross-Board Trade and Investment (《國家外匯管理局關於進一步促進跨境貿易投資便利化的通知》), which became effective on the same date (except for Article 8.2, which became effective on January 1, 2020). This notice canceled restrictions on domestic equity investments made with capital funds by non-investing foreign-funded enterprises. In addition, restrictions on the use of funds for foreign exchange settlement of domestic accounts for the realization of assets have been removed and restrictions on the use and foreign exchange settlement of foreign investors’ security deposits have been relaxed. Eligible enterprises in the pilot area are also allowed to use revenues under capital accounts, such as capital funds, foreign debts and overseas listing revenues for domestic payments without providing materials to the bank in advance for authenticity verification on an item by item basis, while the use of funds should be true, in compliance with applicable rules and conforming to the current capital revenue management regulations.

Taxation

Enterprise Income Tax

The Enterprise Income Tax Law of the PRC (《中華人民共和國企業所得稅法》) (the “**EIT Law**”), promulgated by the NPC on March 16, 2007, came into effect on January 1, 2008 and amended on February 24, 2017 and December 29, 2018, as well as the Implementation Rules of the EIT Law (《中華人民共和國企業所得稅法實施條例》) (the “**Implementation Rules**”), promulgated by the State Council on December 6, 2007, came into force on January 1, 2008 and amended on April 23, 2019, are the principal law and regulation governing enterprise income tax in the PRC. According to the EIT Law and its Implementation Rules, enterprises are classified into resident enterprises and non-resident enterprises. Resident enterprises refer to enterprises that are legally established in the PRC, or are established under foreign laws but whose actual management bodies are located in the PRC. And non-resident enterprises refer to enterprises that are legally established under foreign laws and have set up institutions or sites in the PRC but with no actual management body in the PRC, or enterprises that have not set up institutions or sites in the PRC but have derived incomes from the PRC. A uniform income tax rate of 25% applies to all resident enterprises and non-resident enterprises that have set up institutions or sites in the PRC to the extent that such incomes are derived from their set-up institutions or sites in the PRC, or such income are obtained outside the PRC but have an actual connection with the set-up institutions or sites. And non-resident enterprises that have not set up institutions or sites in the PRC or have set up institutions or sites, but the incomes obtained by the said enterprises have no actual connection with the set-up institutions or sites, shall pay enterprise income tax at the rate of 10% in relation to their income sources from the PRC.

Value-Added Tax (the “VAT”)

The major PRC law and regulation governing value-added tax are the Interim Regulations on Value-added Tax of the PRC (《中華人民共和國增值稅暫行條例》) issued on December 13, 1993 by the State Council, came into effect on January 1, 1994, and revised on November 10, 2008, February 6, 2016 and November 19, 2017, as well as the Implementation Rules for the Interim Regulations on Value-Added Tax of the PRC (《中華人民共和國增值稅暫行條例實施細則》) issued on December 25, 1993 by the Ministry of Finance (中華人民共和國財政部) (the “**MOF**”), came into effect on the same day and revised on December 15, 2008 and October 28, 2011, any entities and individuals engaged in the sale of goods, supply of processing, repair and replacement services, and import of goods within the territory of the PRC are taxpayers of VAT and shall pay the VAT in accordance with the law and regulation. The rate of VAT for sale of goods is 17% unless otherwise specified, such as the rate of VAT for sale of transportation is 11%. With the VAT reforms in the PRC, the rate of VAT has been changed several times. The MOF and the STA issued the Notice of on Adjusting VAT Rates (《財政部、國家稅務總局關於調整增值稅稅率的通知》) on April 4, 2018 to adjust the tax rates of 17% and 11% applicable to any taxpayer’s VAT taxable sale or import of goods to 16% and 10%, respectively, this adjustment became effect on May 1, 2018. Subsequently, the MOF, the STA and the General Administration of Customs jointly issued the Announcement on

REGULATORY ENVIRONMENT

Relevant Policies for Deepening the VAT Reform (《財政部、國家稅務總局關於深化增值稅改革有關政策的公告》) on March 20, 2019 to make a further adjustment, which came into effect on April 1, 2019. The tax rate of 16% applicable to the VAT taxable sale or import of goods shall be adjusted to 13%, and the tax rate of 10% applicable thereto shall be adjusted to 9%.

Laws and Regulations on Overseas Securities Offering and Listing by Domestic Companies

On February 17, 2023, the CSRC promulgated the Overseas Listing Trial Measures and relevant supporting guidelines, which came into effect on March 31, 2023. The Overseas Listing Trial Measures comprehensively improve and reform the existing regulatory regime for overseas offering and listing of PRC domestic companies' securities and regulate both direct and indirect overseas offering and listing of PRC domestic companies' securities. Any domestic company that is deemed to conduct overseas offering and listing activities shall file with the CSRC in accordance with the Overseas Listing Trial Measures.

The Overseas Listing Trial Measures provide that the overseas securities offering and listing will be considered a direct overseas offering by a PRC domestic company if the issuer is a company limited by shares registered and established in mainland China. In addition, the overseas securities offering and listing will be considered an indirect overseas offering by a PRC domestic company if the issuer meets both of the following criteria: (i) 50% or more of any of the issuer's operating revenue, total profit, total assets or net assets as documented in its audited consolidated financial statements for the most recent fiscal year is accounted for by a domestic company; and (ii) the main parts of the issuer's business activities are conducted in mainland China, or its main place(s) of business are located in mainland China, or the majority of senior management staff in charge of its business operations and management are PRC citizens or have their usual place(s) of residence located in mainland China.

Pursuant to the Overseas Listing Trial Measures, an issuer shall file with the CSRC within three business days after its application for initial public offering is submitted to competent overseas securities regulators.

H-share Full Circulation

"Full circulation" means listing and circulating on the stock exchange of the domestic unlisted shares of an H-share listed company, including unlisted domestic shares held by domestic shareholders prior to overseas listing, unlisted domestic shares additionally issued after overseas listing, and unlisted shares held by foreign shareholders. On November 14, 2019, the CSRC issued the Guidelines for the "Full Circulation" Program for Domestic Unlisted Shares of H-share Listed Companies (《H股公司境內未上市股份申請“全流通”業務指引》) (the "**Guidelines for the Full Circulation**"), which was partly revised on August 10, 2023 according to the Decision on Revising and Abolishing Part of Securities and Futures Policy Documents by CSRC (《中國證券監督管理委員會關於修改、廢止部分證券期貨制度文件的決定》).

REGULATORY ENVIRONMENT

According to the Guidelines for the Full Circulation, shareholders of domestic unlisted shares may determine by themselves through consultation the amount and proportion of shares, for which an application will be filed for circulation, provided that the requirements laid down in the relevant laws and regulations and set out in the policies for state-owned asset administration, foreign investment and industry regulation are met, and the corresponding H-share listed company may be entrusted to file the said application for full circulation. To apply for full circulation, an H-share listed company shall file the application with the CSRC according to the administrative filing procedures necessary for the Overseas Listing Trial Measures. After the application for full circulation has been approved by the CSRC, the H-share listed company shall submit a report on the relevant situation to the CSRC within 15 days after the registration with CSDCC of the shares related to the application has been completed.

On December 31, 2019, CSDCC and the Shenzhen Stock Exchange (“SZSE”) jointly announced the Measures for Implementation of H-share Full Circulation Business (《H股“全流通”業務實施細則》) (the “Measures for Implementation”). The businesses in relation to the H-share full circulation business, such as cross-border transfer registration, maintenance of deposit and holding details, transaction entrustment and instruction transmission, settlement, management of settlement participants, services of nominal holders, etc. are subject to the Measures for Implementation.

In order to fully promote the reform of H-share full circulation and clarify the business arrangement and procedures for the relevant shares’ registration, custody, settlement and delivery, CSDCC promulgated the Guide to the Program for Full Circulation of H-shares (《H股“全流通”業務指南》) on February 7, 2020, which specifies the business preparation, account arrangement, cross-border share transfer registration and overseas centralized custody, and other relevant matters. In February 2020, China Securities Depository and Clearing (Hong Kong) Limited (“CSDC (Hong Kong)”) also promulgated the Guide of China Securities Depository and Clearing (Hong Kong) Limited to the Program for Full Circulation of H-shares to specify the relevant escrow, custody, agent service, arrangement for settlement and delivery, risk management measures and other relevant matters.

According to the Measures for Implementation and the Guide to the Program for Full Circulation of H-shares, shareholders who apply for H Share Full Circulation (“**Participating Shareholders**”) shall complete the cross-border transfer registration for conversion of relevant domestic unlisted shares into H Shares before dealing in the shares, i.e., CSDCC as the nominal shareholder, deposits the relevant securities held by Participating Shareholders at CSDC (Hong Kong), and CSDC (Hong Kong) will then deposit the securities at HKSCC in its own name, and exercise the rights to the securities issuer through HKSCC, while HKSCC Nominees as the ultimate nominal shareholder is listed on the register of shareholders of H-share listed companies.

REGULATORY ENVIRONMENT

According to the Guide to the Program for Full Circulation of H-shares, H-share listed companies shall be authorized by Participating Shareholders to designate the only domestic securities company (“**Domestic Securities Company**”) to participate in the transaction of converted H shares. The specific procedure is as follows:

Participating Shareholders submit trading orders of the converted H Shares through the Domestic Securities Company, which transmits the orders to the Hong Kong Securities Company designated by the Domestic Securities Company through Shenzhen Securities Communications Co., Ltd.; and Hong Kong Securities Company conducts corresponding securities transactions in the Hong Kong market in accordance with the aforementioned trading orders and the rules of the Stock Exchange.

According to the Guide to the Program for Full Circulation of H-shares, upon the completion of the transaction, settlements between each of the Hong Kong Securities Company and CSDC (Hong Kong), CSDC (Hong Kong) and CSDCC, CSDCC and the Domestic Securities Company, and the Domestic Securities Company and the Participating Shareholders, will all be conducted separately.

LAWS AND REGULATIONS OF GERMANY

Laws and Regulations Relating to the Marketing Authorization for Medicinal Products

The authorization of medicinal products in Germany is governed by European Union (“**EU**”) legislation and additional national legislation.

The main legislation that governs the authorization of medicinal products include Regulation (EC) No. 726/2004 as well as Directive (EC) No. 2001/83 and its implementing provisions under national laws of the EU member states.

Medicinal products must undergo an official marketing authorization procedure before they can be placed on the market in the EU or Germany. In the case of novel medicinal products, such authorization procedure requires that evidence of comprehensive and often cost-intensive clinical trials are submitted as proof of clinical efficacy and safety. For medicinal products with active ingredients that are not novel (generics), a simplified referential drug approval is available.

For particularly innovative medicinal products, the European Medicines Agency (“**EMA**”) is the competent approval authority. An authorization granted by EMA applies directly to all EU member states. For other medicinal products, the national authorities are responsible for the marketing authorization application. In Germany, this is generally the Federal Institute for Drugs and Medical Devices (*Bundesinstitut für Arzneimittel und Medizinprodukte* – “**BfArM**”).

REGULATORY ENVIRONMENT

The authorizations granted by the national authorities are only valid in the respective EU member state. However, there are simplified mutual recognition procedures in place so that manufacturers can obtain further marketing authorizations in other member states in a simplified way by making reference to the marketing authorization already obtained in a member state.

Laws and Regulations Relating to Manufacturing of Medicinal Products

The manufacturing of medicinal products is mainly governed by the German Medicinal Products Act (*Gesetz über den Verkehr mit Arzneimitteln* – “**AMG**”), the German Ordinance on the Manufacture of Medicinal Products and Active Pharmaceutical Ingredients (*Arzneimittel- und Wirkstoffherstellungsverordnung*) and the principles and guidelines of Good Manufacturing Practice (“**GMP**”) for medicinal products for human use of the European Commission.

The manufacturing of medicinal products, which includes all stages of the production and processing right up to the packaged medicinal product ready for sale, is subject to an authorization. The authorization is granted to the business owner of a specific manufacturing facility and is limited to the manufacturing activities specified therein. The manufacturing authorization is also linked to the applicant and therefore cannot be transferred to another person.

A wholesaler, whose activities are limited to the decanting, packaging or labeling of medicinal products, does not require a manufacturing authorization for such activities.

Laws and Regulations Relating to the Wholesale of Medicinal products

The wholesale of medicinal products is mainly governed by the AMG, the German Medicinal Products Trade Ordinance (*Verordnung über den Großhandel und die Arzneimittelvermittlung* – “**AM-HandelsV**”) and Directive 2001/83/EC of the European Parliament (“**Directive 2001/83/EC**”).

The wholesale of medicinal products requires an official authorization and Good Distribution Practice (“**GDP**”) certification. In order to obtain such wholesale authorization, the wholesaler must have a qualified person in charge who has the necessary reliability to carry out the required activities, and is able to ensure compliance with the applicable regulations (namely the AM-HandelsV and the GDP guidelines). The license is granted for a specific wholesale storage site.

Wholesalers are obliged to notify any change to the mandatory information contained in the application for the wholesale license (such as the qualified person or the operating site for which the license is to be granted) and any significant change to the wholesale activity (such as significant changes to the product range and in the supplier or customer structure) to the competent authorities in advance.

REGULATORY ENVIRONMENT

The wholesale authorization is not limited in time. However, if it subsequently becomes known that the requirements for granting the authorization were not fulfilled when the authorization was granted or if the requirements for granting the authorization are no longer met, the authorization can be withdrawn (*zurücknehmen*), revoked (*widerrufen*) or suspended.

A GDP certificate is issued to the holder of a wholesale authorization by the competent authority for a maximum period of five years, provided that the findings obtained during the inspection have led to compliance with the requirements of the GDP regulations. If the wholesaler's GDP compliance cannot be confirmed as a result of the inspection, a non-compliance report should be published in the EudraGMDP database (<https://eudragmdp.ema.europa.eu/inspections/logonGeneralPublic.do>). In case of negative inspection results after the certificate has been issued, the certificate has to be revoked. A revocation of the GDP certificate implies the existence of a reason for refusal to grant the wholesale authorization, which can then lead to a revocation of the wholesale authorization.

During the COVID-19 pandemic, GMP and GDP inspections were postponed or only carried out online. On-site inspections have resumed in mid-May 2023. The validity period of existing certificates was extended until the end of 2023. It has now been decided by EMA, the European Commission and the Heads of Medicines Agencies that the existing certificates will be extended until 2024 or until the next inspection can be carried out. The inspections will be prioritized according to the risk of operation and the duration of the previous certificates.

Laws and Regulations Relating to Import of Medicinal Products and Active Pharmaceutical Ingredients

The import of medicinal products from a third country (non-EU country) requires an import permit and, in principle, an official certification in accordance with the AMG.

Both the import permit and the manufacturing authorization include the authorization to wholesale the corresponding medicinal products. However the wholesale authorization does not include any import or manufacturing license.

In a scenario, in which a wholesaler in the EU agrees on the purchase of medicinal products with a company based in a non-EU country, but the medicinal products to be delivered to the purchaser were either manufactured in the EU or have already been imported into the EU internal market (e.g. by a subsidiary of the selling company), the acquisition process is not considered an import as there is no physical crossing of the EU external border. The acquisition process is rather categorized as a wholesale trade with the consequence that the third-country seller needs a wholesale authorization.

Laws and Regulations Relating to Research and Development of Medicinal Products

The research and development of medicinal products is mainly governed by Regulation (EU) No. 536/2014 and the AMG. The clinical trial of a medicinal product in humans requires approval by the responsible independent ethics committee and from BfArM. The clinical trial further requires insurance coverage; the minimum coverage per insured event must be EUR 500,000 in the event of the death or permanent disability of a person affected by the clinical trial.

Legal Consequences of non-compliance with the AMG and AM-HandelsV

Breaches of the AMG and AM-HandelsV can constitute crimes and administrative offences. Breaches that constitute crimes are punishable by up to one year in prison or a fine (*Geldstrafe*). Administrative offences are subject to administrative fines (*Bußgeld*) of up to EUR 25,000 per case. Fines may exceed this amount if the economic benefit resulting from the offense is higher.

In case of any breach, the competent authorities are entitled and obliged to take appropriate measures to eliminate or prevent future violations, e.g. by banning the placement, or by issuing recalls and public warnings, etc.

Outlook of Future Changes to the Legal Framework of Medicinal Products

The European Union is currently discussing comprehensive changes to pharmaceutical legislation, probably the biggest pharmaceutical reform in over 20 years. The so-called EU pharmaceutical package was presented by the EU Commission on April 26, 2023. With a new Directive 2023/0132 (COD) and a new Regulation 2023/0131 (COD), this package consists of two legislative proposals that would replace Directives 2001/83/EC and 2009/35/EC. The aim is to replace and simplify previous pharmaceutical regulations and to improve the supply of medicinal products throughout Europe and effectively combat the shortage of medicinal products. There is also an additional focus on environmental protection and reducing bureaucracy. The proposals must now go through the ordinary legislative procedure. It is currently not expected that the new rules will be effective before 2026/2027.

From the information available so far, the obligation to obtain marketing authorization for medicinal products and the basic obligation to obtain authorizations for the manufacture, wholesale and import of medicinal products will remain basically unchanged.

Noteworthy regulatory proposals include incentives for the development of priority antimicrobials, the acceleration of the authorization procedure, the simplification of procedures for the authorization of generics and biosimilars, the reduction of the environmental impact of medical products as well as the reduction of the regulatory burden and a flexible regulatory framework to support innovation and competitiveness.

Laws and Regulations Relating to Export Controls

Exports from Germany are governed by EU regulations (directly applicable to all exports from the EU customs territory) and additional national legislation.

The main legislation that governs German export controls include, on EU level, the Union Customs Code Regulation (EU) No. 952/2013. Various regulations on EU level govern exports of specific goods, in particular the Dual-Use Regulation (EU) No. 2021/821 relating to goods that can be used for both civilian and military applications, the Anti-Torture Regulation (EU) No. 2019/125 relating to goods that could be used for capital punishment, torture or other cruel, inhuman or degrading treatment or punishment, the Firearms Regulation (EU) No. 258/2012 relating to certain fire arms, the Hazardous Chemical Regulation (EU) No. 649/2012 relating to export and import of hazardous chemicals and the Waste Shipments Regulation (EU) No. 1013/2006 relating to exports and imports of waste.

The national export control regime is set out in the German Foreign Trade Act (*Außenwirtschaftsgesetz* – “AWG”), the German Foreign Trade and Payment Ordinance (*Außenwirtschaftsverordnung* – “AWV”), the War Weapons Control Act (*Kriegswaffenkontrollgesetz*) and the Firearms Ordinance (*Feuerwaffenverordnung*).

In addition, important guidance on export control regulations is provided for in Political Principles adopted by the German federal government and official guidelines of the competent authorities, such as the Federal Office for Economic Affairs and Export Control (*Bundesamt für Wirtschaft und Ausfuhrkontrolle*).

EU and German regulations contain specific export prohibitions and authorization requirements relating to specific goods.

Non-compliance with export prohibitions and authorization requirements can constitute criminal offenses with the risk of imprisonment of up to three to 15 years, depending on the type of offense and whether or not a violation was intentional (*vorsätzlich*) or negligent (*fahrlässig*). Administrative offenses are subject to fines of, depending on the type of offense, up to EUR 500,000 or EUR 30,000 per case against individuals. Violations of export controls may also fall within the scope of the administrative offense of violation of supervisory obligations under the Act on Regulatory Offenses (*Ordnungswidrigkeitengesetz*). The owner of a company or business and authorized persons (such as managers, directors, and authorized proxies) may be liable to a fine if they acted with negligence or intent when failing to take measures to prevent operational violations. The maximum amount of the fine depends on whether the operational violation is a criminal offense or an administrative offense (up to EUR 10,000,000 or EUR 5,000,000).

Laws and Regulations Relating to Sanctions and Embargoes

Sanctions law in Germany is primarily governed by EU regulations and additional national legislation.

According to the Treaty on the Functioning of the European Union, the EU has exclusive competence to impose economic and financial embargo measures. These measures must be based on a decision defining a common position of the EU member states, in accordance with the Treaty on the European Union. EU sanctions bind Germany. They are generally implemented through EU regulations, which are directly applicable in all EU member states.

EU sanctions usually implement decisions of the United Nations Security Council (UNSC) or the Organization for Security and Co-operation in Europe (OSCE). The EU can also impose sanctions on its own initiative.

EU sanctions can target specific individuals and organisations or include embargoes on trade with specific jurisdictions. Typically, restrictive measures include prohibitions on the export or import of certain goods, technology, and software (including sale and transfer of these goods), prohibitions on technical assistance and financial aid relating to listed goods, export licensing requirements, financial sanctions and restrictions on financial transfers.

Financial sanctions targeting specific organisations, entities, or individuals typically include a freeze of assets and economic resources of the listed persons (or non-listed persons/entities owned or controlled by listed persons) as well as a prohibition to make (new) funds or economic resources directly or indirectly available to them.

EU sanctions and embargoes are currently in force against 30 countries. There are also sanctions against terrorist groups such as Al-Qaeda and the so-called Islamic State. Country-independent embargo measures have also been issued to prevent cyberattacks and serious human rights violations or the harboring and proliferation of chemical weapons. Furthermore, arms embargoes based on OSCE decisions have an indirect effect on EU law, as the countries concerned are considered embargoed countries within the meaning of the Dual-Use Regulation (EU) No. 2021/821.

Non-compliance with EU sanctions and embargoes can, under the AWG and AWW, constitute criminal offenses with the risk of imprisonment of up to three to 15 years, depending on the type of offense and whether or not a violation was intentional (*vorsätzlich*) or negligent (*fahrlässig*). Administrative offenses are subject to fines of, depending on the type of offense, up to EUR 500,000 or EUR 30,000 per case against individuals. Violations of EU sanctions and embargoes may also fall within the scope of the administrative offense of violation of supervisory obligations under the Act on Regulatory Offenses (*Ordnungswidrigkeitengesetz*). The owner of a company or business and authorized persons (such as managers, directors, and authorized proxies) may be liable to a fine if they acted with negligence or intent when failing to take measures to prevent operational violations. The maximum amount of the fine depends on whether the operational violation is a criminal offense or an administrative offense (up to EUR 10,000,000 or EUR 5,000,000).

Laws and Regulations Relating to Data Privacy

Data privacy in the EU, including Germany, is mainly governed by Regulation (EU) No. 2016/679 (General Data Protection Regulation — “**GDPR**”). The GDPR allows EU member states to adopt national rules on certain matters, and in Germany, such national legislation is in particular the Federal Data Protection Act (*Bundesdatenschutzgesetz* — “**BDSG**”) and the Act on Data Protection and the Protection of Privacy in Telecommunications and Digital Services (*Gesetz über den Datenschutz und den Schutz der Privatsphäre in der Telekommunikation und bei digitalen Diensten*). Moreover, certain sector-specific laws include provisions on data privacy, including, for example, the AMG on the processing of personal data in the context of clinical trials.

The GDPR applies to the processing of personal data carried out wholly or partly by automated means, or of data that forms part or is intended to form part of a filing system. This covers most personal data-related activities. Personal data under the GDPR means any information relating to an identified or identifiable natural person, covering a broad range of information such as names, physical and digital addresses, photos, medical information, or IP addresses, and all data connected to identifiers (e.g., a document that is related to its author via the author’s name).

The GDPR requires that personal data be processed according to six principles, namely, (i) lawfulness, fairness and transparency; (ii) purpose limitation; (iii) data minimization; (iv) accuracy; (v) storage limitation; and (vi) integrity and confidentiality. The company that determines the purposes and means of the processing (the so-called controller of personal data) is required to be able to demonstrate compliance with these principles, in particular that the processing is covered by a legal basis, either a certain provision under statutory law or consent.

The GDPR further imposes notification obligations in case of a data breach. If a data breach occurs, the controller may be required to notify the supervisory authority or even the data subjects (i.e., the persons to whom the data relates), depending on the risk prognosis. The GDPR also restricts data transfers outside the EU/EEA, including within a company group, requiring that appropriate safeguards be put in place prior to such transfer. Moreover, the GDPR gives the data subjects certain rights, in particular the right to access to their personal data. Finally, it imposes on companies a number of other transparency and documentation requirements.

Non-compliance with the GDPR can result in administrative measures, including fines of up to EUR 20,000,000 or up to 4% of the annual worldwide turnover of the company group in the financial year preceding the supervisory authority’s decision, whichever is higher. In addition, the GDPR entitles data subjects to claim material or non-material damages. Under the BDSG, the intentional (*vorsätzlich*) and unlawful processing, transfer and/or collection of certain personal data qualify as criminal offenses subject to imprisonment of up to two to three years or a criminal fine, depending on the type of offense.

Lastly, Germany is looking to implement the upcoming cybersecurity Directive (EU) 2022/2555 (“**NIS2 Directive**”), likely in the first half of 2025. The NIS2 Directive and its German implementing legislation (*Entwurf eines Gesetzes zur Umsetzung der NIS-2-Richtlinie und zur Regelung wesentlicher Grundzüge des Informationssicherheitsmanagements in der Bundesverwaltung (NIS-2-Umsetzungs- und Cybersicherheitsstärkungsgesetz)*) require companies in certain sectors (including the health sector) and of a certain size to take appropriate and proportionate technical, operational and organisational measures to manage the risks posed to the security of network and information systems. Companies will also be obliged to notify the authority in case of a significant incident and train their management and staff in cybersecurity practices. Violations of these requirements will be subject to administrative measures, including fines of up to EUR 10,000,000 or 2% of annual worldwide turnover of the group in the year preceding the violation.

Laws and Regulations Relating to Income Taxation

Under the German Corporate Income Tax Act (*Körperschaftsteuergesetz*), corporations tax resident in Germany are subject to corporate income tax (*Körperschaftsteuer*) on their taxable income, which is determined mainly based on the provisions of the German Income Tax Act (*Einkommensteuergesetz*) and German Generally Accepted Accounting Principles (*Grundsätze ordnungsmäßiger Buchführung und Bilanzierung*). The corporate income tax rate is currently 15% plus 5.5% solidarity surcharge (*Solidaritätszuschlag*) thereon, i.e. 15.825% in total.

Additionally, business income (including all income of a German limited liabilities company (*Gesellschaft mit beschränkter Haftung, GmbH*)) is subject to trade tax (*Gewerbesteuer*), the rate of which is determined by the municipality the business is conducted from. Since 2021, the trade tax rate for the municipality of Berlin has been 14.35%. The total income tax rate of a corporation based in Berlin is therefore 30.175% (corporate income tax, including solidarity surcharge, plus trade tax).

From a compliance perspective, corporations have to file yearly corporate income and trade tax returns. Filing such tax returns late, incorrectly or not at all may be punishable by late filing and administrative fees (up to EUR 25,000 or EUR 50,000 respectively) or, if intentionally (*vorsätzlich*), as criminal tax evasion (sentence determined by a criminal court on a case-by-case basis).

Laws and Regulations Relating to Value-Added Taxation

Under the German VAT Act (*Umsatzsteuergesetz*), supplies and services rendered in Germany are generally subject to value-added tax (*Umsatzsteuer* — “**VAT**”) at 19% (or 7% for specific supplies and services) of the remuneration for such supplies and services. VAT is invoiced to the customer and typically owed to the tax authorities by the supplier. Any such supplier is generally entitled to a refund of any VAT it pays for supplies and services as input VAT (*Vorsteuerabzug*).

REGULATORY ENVIRONMENT

The taxpayers have to file monthly VAT returns (*Umsatzsteuervoranmeldung*), showing the balance of owed VAT and input VAT, which is paid to or refunded by the tax authorities, as applicable, as well as yearly VAT returns. Filing such tax returns late, incorrectly or not at all may be punishable by late filing and administrative fees (up to EUR 25,000 or EUR 50,000 respectively) or, if intentionally (*vorsätzlich*), as criminal tax evasion (sentence determined by a criminal court on a case-by-case basis).

Laws and Regulations regarding the Taxation of Dividends

Dividends distributed by German corporations are generally subject to capital gains tax (*Kapitalertragsteuer*), which has to be withheld by the corporation distributing the dividends for the account of the recipient. Currently, the capital gains tax rate is at 25% plus solidarity surcharge of 5.5% thereon, i.e. 26.375% in total. The capital gains tax may be reduced or refunded if the shareholder of the relevant German corporation is entitled to a reduction, e.g. under an applicable double taxation treaty or other tax reliefs. The reduction requires an exemption certificate to be applied for with the Federal Central Office of Taxation.

Laws and Regulations regarding Payroll Obligations

Under the German Income Tax Act (*Einkommensteuergesetz*) and the German Social Code IV (*Sozialgesetzbuch IV*), Germany-based employers are required to withhold wage tax (*Lohnsteuer*) and social security contributions (*Sozialversicherungsbeiträge*) for its employees from their wage payments and remit these amounts to the respective authorities (including employer social security contributions) on a monthly basis. Failing to do so may be punishable by late filing and administrative fees (up to EUR 25,000 or EUR 50,000 respectively) or, if intentionally (*vorsätzlich*), as criminal tax evasion (sentence determined by a criminal court on a case-by-case basis).

LAWS AND REGULATIONS OF THE U.S.

We are subject to a variety of U.S. laws, rules and regulations affecting many aspects of our business in the U.S. This section summarizes the major U.S. regulatory authorities and U.S. laws and regulations that we believe are relevant to our business and operations in the U.S.

PRINCIPAL REGULATORY AUTHORITIES

U.S. Food and Drug Administration

The United States Food and Drug Administration (the “**FDA**”) regulates drugs in the U.S. under the Federal Food, Drug, and Cosmetic Act (the “**FDCA**”) and its implementing regulations, and biologics under the FDCA and the Public Health Service Act (the “**PHSA**”) and its implementing regulations. The FDA is the regulatory, scientific, public health and consumer protection agency responsible for ensuring all human drugs, medical devices, and other pharmaceutical products marketed in the U.S. are safe and properly labeled, stored, transported, manufactured, packaged, and regulated. As part of its responsibility, the FDA also

REGULATORY ENVIRONMENT

oversees and monitors the developmental process, approval process, and post-approval compliance with the relevant laws, rules and regulations of the U.S., in relation to any pharmaceutical products. If there were failure to comply with the applicable U.S. laws, rules or regulations at any stage, the FDA could take administrative actions or subject the violator to judicial sanctions, which could include, among other actions and sanctions, the FDA's refusal to approve pending applications, withdrawal of an approval, license revocation, a clinical hold, untitled letters or warning letters, voluntary or mandatory product recalls or market withdrawals, product seizures, total or partial suspension of production or distribution, injunctions, fines, restitution, disgorgement, or civil or criminal fines or penalties.

U.S. Patent and Trademark Office

The U.S. Patent and Trademark Office (the “**USPTO**”) is the federal agency for granting U.S. patents and registering trademarks.

U.S. Customs and Border Protection

The U.S. Customs and Border Protection (the “**CBP**”), under the Tariff Act of 1930, as amended, the Customs Modernization Act of 1983, and the regulations of the CBP, is the federal agency that regulates the importation of products and materials into the U.S. and that enforces the import and export-related laws, rules and regulations of the U.S. The CBP is charged with ensuring that imports or exports comply with the relevant laws, rules and regulations, and it has the authority to effect seizures, forfeitures, and rejection of entry of non-conforming goods.

U.S. International Trade Commission

The United States International Trade Commission (the “**ITC**”) is a federal agency that advises the legislative and executive branches of the federal government on matters of trade. It analyzes trade issues and data, both domestic and international, and provides guidance on matters such as tariffs, trade, and competition. It also investigates and makes determinations in proceedings involving imports claimed to injure a domestic industry or violate U.S. intellectual property rights. The ITC maintains the Harmonized Tariff Schedule, which identifies applicable import duties for products and materials imported into the U.S., organized by class and specific article.

PRINCIPAL REGULATORY PROVISIONS

Laws and Regulations on Company Establishment and Foreign Investment in the U.S.

The establishment, operation and management of corporate entities in the U.S. are governed by the corporate and business laws of the individual states in which an entity is established or does business. Such corporate and business laws are promulgated by the legislative branches of the individual states of the U.S. Under such corporate and business

REGULATORY ENVIRONMENT

laws, companies can operate under a myriad of forms, including as a corporation, limited liability company, partnership, etc. These corporate and business laws also apply to foreign-invested companies created and registered in the U.S.

Laws and Regulations on Drug

In the United States, the FDA regulates drugs under the FDCA and its implementing regulations, and biologics under the FDCA and the PHSA and their implementing regulations. Both drugs and biologics also are subject to other federal, state, and local statutes and regulations, such as those related to competition. The process of obtaining regulatory approvals and the subsequent compliance with appropriate federal, state, and local statutes and regulations requires the expenditure of substantial time and financial resources. Failure to comply with the applicable U.S. requirements at any time during the product development process, approval process or following approval may subject an applicant to administrative actions or judicial sanctions. These actions and sanctions could include, among other actions, the FDA's refusal to approve pending applications, withdrawal of an approval, license revocation, a clinical hold, untitled or warning letters, voluntary or mandatory product recalls or market withdrawals, product seizures, total or partial suspension of production or distribution, injunctions, fines, refusals of government contracts, restitution, disgorgement and civil or criminal fines or penalties. Any administrative proceeding, action, or judicial enforcement action could have a material adverse effect on our business, financial condition, and results of operations as well as the market's acceptance of our products and reputation.

Once a product candidate is identified for development, it enters preclinical testing, which includes laboratory evaluations of product chemistry, toxicity, formulation, and stability, as well as animal studies. Preclinical testing is conducted in accordance with the FDA's Good Laboratory Practice regulations. A sponsor of an Investigational New Drug application ("IND") must submit the results of the preclinical tests (such as animal tests), manufacturing information, analytical data, the clinical trial protocol, and any available clinical data or literature to the FDA. The IND automatically becomes effective 30 days after receipt by the FDA, unless the FDA raises concerns or questions and places the trial on a clinical hold within that 30-day period. The FDA may also impose clinical holds or partial clinical holds at any time during clinical trials due to safety concerns or non-compliance. Although information a sponsor submits in an IND is confidential, general clinical trial information such as the number of patients involved and the type of adverse events studied can be made public information and can be available for public review through publication on government websites such as www.clinicaltrials.gov.

All clinical trials which involve the administration of the investigational product to humans must be conducted under the supervision of one or more qualified investigators in accordance with Good Clinical Practice ("GCPs") and human subjects protection regulations, including the requirement that all research subjects provide informed consent in writing before their participation in any clinical trial. Further, an Institutional Review Board ("IRB"), often under the auspices of a university and sometimes a private, independent organization, must review and approve the plan for any clinical trial before it commences at any institution, and

REGULATORY ENVIRONMENT

the IRB must conduct continuing review and reapprove the study at least annually. Each new clinical protocol and any amendments to the protocol must be submitted for FDA review, and to the IRBs for approval. An IRB can suspend or terminate approval of a clinical trial at its institution if the trial is not being conducted in accordance with the IRB's requirements or human subject research regulations or if the product has been associated with unexpected serious harm to subjects and the IRB believes patients are at risk.

Clinical trials generally are conducted in three sequential phases, known as Phase I, Phase II and Phase III, and may overlap:

- Phase I clinical trials generally involve a small number of healthy volunteers or disease-affected patients who are initially exposed to a single dose and then multiple doses of the product candidate. The primary purpose of these clinical trials is to assess the metabolism, pharmacologic action, side effect tolerability and safety of the product candidate.
- Phase II clinical trials involve studies in disease-affected patients to evaluate proof of concept and/or determine the dose required to produce the desired benefits. At the same time, safety and further pharmacokinetics and pharmacodynamics information is collected, possible adverse effects and safety risks are identified and a preliminary evaluation of efficacy is conducted.
- Phase III clinical trials generally involve a large number of patients at multiple sites and are designed to provide the data necessary to demonstrate the effectiveness of the product for its intended use, its safety in use and to establish the overall benefit/risk relationship of the product and provide an adequate basis for product labeling.

Progress reports detailing the results of the clinical trials must be submitted at least annually to the FDA before marketing approval is received. Safety reports must be submitted to the FDA and the investigators 15 calendar days after the trial sponsor determines that the information qualifies for reporting. The sponsor also must notify FDA of any unexpected fatal or life-threatening suspected adverse reaction as soon as possible but in no case later than 7 calendar days after the sponsor's initial receipt of the information. Sponsors of clinical trials of FDA-regulated products, including drugs, are required to register and disclose certain clinical trial information, which is publicly available at www.clinicaltrials.gov.

Concurrent with clinical trials, companies usually complete additional animal studies and must also finalize a process for manufacturing the product in commercial quantities in accordance with FDA's current Good Manufacturing Practices ("cGMP").

REGULATORY ENVIRONMENT

U.S. Review and Approval Processes

Before the marketing or sale of drugs and pharmaceutical products in the U.S., such drugs or pharmaceutical products must be registered with the FDA by the submission to it of a New Drug Application (“**NDA**”), which will contain, among other information, the results of product development, pre-clinical studies and clinical trials, along with descriptions of the manufacturing process, analytical tests conducted on the product and proposed labeling of the product. Unless deferred or waived, NDAs must contain data adequate to assess the safety and effectiveness of the product for the claimed indications in all relevant populations and to support dosing and administration for each population for which the product is safe and effective. The submission of an NDA is subject to the payment of a substantial user fee and an annual prescription drug product program fee.

Within 60 days of its receipt, the FDA reviews the NDA to ensure that it is sufficiently complete for substantive review before it accepts the NDA for filing. After accepting the NDA filing, the FDA begins an in-depth substantive review to determine, among other things, whether a product is safe and effective for its intended use. The FDA also evaluates whether the product’s manufacturing is cGMP-compliant to assure the product’s identity, strength, quality, and purity. Before approving the NDA, the FDA typically will inspect whether the manufacturing processes and facilities are in compliance with cGMP requirements and adequate to assure consistent production of the product within required specifications. The FDA may refer the NDA to an advisory committee, a panel of experts, for review whether the application should be approved and under what conditions and may consider such recommendations when making decisions.

The FDA may refuse to approve the NDA if the applicable regulatory criteria are not satisfied or may require additional clinical data or other data and information. The FDA will issue a complete response letter describing all of the specific deficiencies that the FDA identified in the NDA that must be satisfactorily addressed before it can be approved. The deficiencies identified may be minor, for example, requiring labeling changes, or major, for example, requiring additional clinical trials. Additionally, the complete response letter may include recommended actions that the applicant might take to place the application in a condition for approval. The applicant may either resubmit the NDA, addressing all of the deficiencies identified in the letter, or withdraw the application or request an opportunity for a hearing.

The regulatory approval may be limited to specific diseases and dosages or the indications for use may otherwise be limited, which could restrict the commercial value of the product. Further, the FDA may require that certain contraindications, warnings or precautions be included in the product labeling. In addition, the FDA may require post-approval studies, including phase IV clinical trials, to further assess a product’s safety and effectiveness after NDA approval and may require testing and surveillance programs to monitor the safety of approved products that have been commercialized.

REGULATORY ENVIRONMENT

In the United States, products composed of components that would normally be regulated by different centers at the FDA are known as combination products. Typically, the FDA's Office of Combination Products assigns a combination product to a specific Agency Center as the lead reviewer. The FDA determines which Center will lead a product's review based upon the product's primary mode of action. Depending on the type of combination product, its approval, clearance or licensure may usually be obtained through the submission of a single marketing application. However, the FDA sometimes will require separate marketing applications for individual constituent parts of the combination product which may require additional time, effort, and information. Even when a single marketing application is required for a combination product, the relevant Centers may participate in the review. An applicant will also need to discuss with the Agency how to apply certain premarket requirements and post-marketing regulatory requirements, including conduct of clinical trials, adverse event reporting and good manufacturing practices, to their combination product.

A drug that is the subject of a NDA, where the drug's exclusivity period is expired, is eligible for approval as a generic drug. A generic drug product is one that is comparable to an innovator drug product in dosage form, strength, route of administration, quality, performance characteristics, and intended use. All approved products, both innovator and generic, are listed in the FDA's *Approved Drug Products with Therapeutic Equivalence Evaluations* (Orange Book).

Generic drug applications are termed "abbreviated" because they are generally not required to include preclinical (animal) and clinical (human) data to establish safety and effectiveness. Instead, generic applicants must scientifically demonstrate that their product performs in the same manner as the innovator drug. One way applicants demonstrate that a generic product performs in the same way as the innovator drug is to measure the time it takes the generic drug to reach the bloodstream in healthy volunteers. This demonstration of "bioequivalence" gives the rate of absorption, or bioavailability, of the generic drug, which can then be compared to that of the innovator drug. To be approved by the FDA, the generic version must deliver the same amount of active ingredients into a patient's bloodstream in the same amount of time as the innovator drug.

The "Drug Price Competition and Patent Term Restoration Act of 1984," also known as the Hatch-Waxman Amendments, established bioequivalence as the basis for approving generic copies of drug products. These Amendments permit the FDA to approve applications to market generic versions of brand-name drugs without repeating costly and duplicative clinical trials to establish safety and efficacy. Under the Hatch-Waxman Amendments, brand-name companies gained patent term extensions to compensate for the time the patented product was under review by the FDA and also gained certain periods of marketing exclusivity. In addition to the Abbreviated New Drug Application ("ANDA") approval pathway, generic drug companies gained the ability to challenge patents in court prior to marketing as well as 180-day generic drug exclusivity.

Expedited Development and Review Programs

Under FDA's accelerated approval regulations, the FDA may approve a drug or biologic candidate for a serious or life-threatening illness that provides meaningful therapeutic benefit to patients over existing treatments and demonstrates an effect on either a surrogate endpoint that is reasonably likely to predict clinical benefit or on a clinical endpoint that can be measured earlier than irreversible morbidity or mortality ("**IMM**"), that is reasonably likely to predict an effect on IMM or other clinical benefit, taking into account the severity, rarity, or prevalence of the disease or condition and the availability or lack of alternative treatments. A product candidate approved on this basis is subject to rigorous post-marketing compliance requirements, including the completion of post-approval clinical trial to confirm the effect on the clinical endpoint. Failure to conduct required post-approval studies, or to confirm a clinical benefit during post-marketing studies, may allow the FDA to consider withdrawal of the product from the market on an expedited basis. All promotional materials for product candidates approved under accelerated regulations are subject to prior review by the FDA.

Another program available for sponsors is the breakthrough therapy designation. A drug or biologic may be eligible for designation as a breakthrough therapy if the product is intended, alone or in combination with one or more other drugs or biologics, to treat a serious or life-threatening condition, and preliminary clinical evidence indicates that the product may demonstrate substantial improvement over currently approved therapies on one or more clinically significant endpoints, such as substantial treatment effects observed early in clinical development. A sponsor may request that a product be designated as a breakthrough therapy concurrently with, or at any time after, the submission of an Investigational New Drug Application ("**IND**"), and the FDA must determine if the candidate qualifies for such designation within 60 days of receipt of the request. If so designated, the FDA shall act to expedite the development and review of the product's marketing application, including by meeting with the sponsor throughout the product's development, providing timely advice to the sponsor to ensure that the development program to gather preclinical and clinical data is as efficient as practicable.

Designating Orphan Drug and Biological Products

Public Law 97-414 established the Orphan Drug Act which amended the FDCA to allow sponsors of a drug for a rare disease or condition ("**orphan drug**") to request the Secretary of Health and Human Services to provide written recommendations for the non-clinical and clinical investigations which must be conducted with the drug before it may be approved as a new drug under such Act, or it may be licensed as a biological product under the PHSA. Orphan drug designation qualifies sponsors for incentives including:

- Tax credits for qualified clinical trials
- Exemption from user fees
- Potential seven years of market exclusivity after approval

REGULATORY ENVIRONMENT

Sponsors seeking orphan drug designation for a drug must submit a request for designation to the FDA. Sponsors requesting designation of the same drug for the same rare disease or condition as a previously designated product must submit their own data and information to support their designation request. Orphan drug designation is a separate process from seeking approval or licensing. Drugs for rare diseases go through the same rigorous scientific review process as any other drug for approval or licensing.

Content of Labeling

FDA has issued regulations (the electronic labeling rule) requiring the submission of the content of labeling in electronic format for marketing applications. The requirements of the electronic labeling rule are established by regulation for annual reports to marketing applications.

Promotional Materials

Applicants must submit specimens of mailing pieces and any other labeling or advertising devised for promotion of the drug product at the time of initial dissemination of the labeling and at the time of initial publication of the advertisement for a prescription drug product. Each submission (also referred to as a 2253 submission) is required to be accompanied by a completed fillable Form FDA 2253 (Transmittal of Advertisements and Promotional Labeling for Drugs and Biologics for Human Use) and is required to include a copy of the product's current professional labeling.

Changes to An Approved ANDA

Under section 506A of the Federal Food, Drug, and Cosmetic Act (FD&C Act), certain changes in the conditions described in approved ANDAs require an approved supplemental application before the change may be made.

Combination Product Safety Reporting

ANDA products that are combination products as defined by 21 CFR 3.2(e) are subject to post-marketing safety reporting (PMSR) requirements for combination products.

Annual Facility Fees

The Generic Drug User Fee Amendments (GDUFA) requires owners of facilities producing generic drug products or active pharmaceutical ingredients (API), and certain other sites and organizations that support the manufacture or approval of these products to electronically self-identify with the FDA and update that information annually. Most facilities that self-identify are required to pay an annual facility user fee.

REGULATORY ENVIRONMENT

Post-Marketing Requirements

Following approval of a new product, the manufacturer and the approved product are subject to continuing regulation by the FDA, including, among other things, monitoring and record-keeping activities, reporting of adverse experiences, complying with promotion and advertising requirements, which include restrictions on promoting products for unapproved uses or patient populations (known as “off-label use”) and limitations on industry-sponsored scientific and educational activities. Although physicians may prescribe legally available products for off-label uses, manufacturers may not market or promote such uses. The FDA and other agencies actively enforce the laws and regulations prohibiting the promotion of off-label uses, and a company that is found to have improperly promoted off-label uses may be subject to significant liability, including investigation by federal and state authorities. Prescription drug promotional materials must be submitted to the FDA in conjunction with their first use or first publication. Post-marketing reporting requirements applicable to ANDAs require ANDA holders to notify the FDA of the marketing status of drug products approved under ANDAs, and section 506I of the FDCA imposes additional marketing status reporting requirements in certain circumstances. Any of these limitations on approval or marketing could restrict the commercial promotion, distribution, prescription or dispensing of products. Product approvals may be withdrawn for non-compliance with regulatory standards or if problems occur following initial marketing.

FDA regulations require that products be manufactured in specific approved facilities according to approved manufacturing processes and in accordance with cGMP regulations. These manufacturers must comply with cGMP regulations that require, among other things, quality control and quality assurance, the maintenance of records and documentation and the obligation to investigate and correct any deviations from cGMP. The manufacturer is ultimately responsible for its products and the manufacturing practices of its contract manufacturers; therefore, the manufacturer must take responsibility for the failure for the contract manufacturers to manufacture according to cGMPs.

Manufacturers and other entities involved in the manufacture and distribution of approved drugs are required to register their establishments with the FDA and certain state agencies, and are subject to periodic unannounced inspections by the FDA and certain state agencies for compliance with cGMP requirements and other laws. Accordingly, manufacturers must continue to expend time, money and effort in the area of production and quality control to maintain cGMP compliance. The discovery of violative conditions, including failure to conform to cGMP regulations, could result in enforcement actions, and the discovery of problems with a product after approval may result in restrictions on a product, manufacturer or holder of an approved NDA, including recall, any of which could have a material adverse effect on our business, financial condition and results of operations.

Once an approval is granted, the FDA may issue enforcement letters or withdraw the approval of the product if compliance with regulatory requirements and standards is not maintained or if problems occur after the drug or biologic reaches the market. Corrective action could delay drug distribution and require significant time and financial expenditures. Later

REGULATORY ENVIRONMENT

discovery of previously unknown problems with a drug, including adverse events (“AEs”) of unanticipated severity or frequency, or with manufacturing processes, or failure to comply with regulatory requirements, may result in revisions to the approved labeling to add new safety information; imposition of post-market studies to assess new safety risks; or imposition of distribution or other restrictions under a REMS program. Other potential consequences include, among other things:

- restrictions on the marketing or manufacturing of the drug, suspension of the approval, complete withdrawal of the drug from the market or product recalls;
- fines, warning letters or holds on post-approval market studies;
- refusal of the FDA to approve applications or supplements to approved applications, or suspension or revocation of drug approvals; drug or biologic seizure or detention, or refusal to permit the import or export of drugs; or
- injunctions or the imposition of civil or criminal penalties.

Patent Term Extension and Marketing Exclusivity

If approval of the application is for the first permitted commercial marketing or use of a medical drug containing an active ingredient or of a biologic under the Drug Price Competition and Patent Term Restoration Act of 1984, referred to as the Hatch-Waxman Act, then upon approval, the patent owner of the relevant drug or biologic may apply for a patent term extension of up to five years to compensate for the portion of the patent term lost during product development and FDA review of the NDA/BLA. The patent term extension that may be granted is half of the post-patent grant product testing phase (i.e., the time between the submission of the IND and the NDA/BLA, not including the period prior to the grant of the patent) and the post-patent grant review phase (i.e., the time between the submission of the NDA/BLA and approval, not including the period prior to the grant of the patent), up to a maximum of five years. This time can be shortened if the FDA believes that the applicant did not pursue approval with due diligence. The total patent term after the extension may not exceed more than 14 years from the date of FDA approval of the product. Only one patent claiming each approved product is eligible for patent term extension; only those claims covering the approved product, a method for using it, or a method for manufacturing it may be extended, and the patent holder must apply for patent term extension within 60 days of approval. The USPTO, in consultation with the FDA, reviews and approves the application for patent term extension. For patents that might expire during the application phase, the patent owner may request an interim patent extension. An interim patent extension increases the patent term by one year and may be renewed up to four times. For each interim patent extension granted, the post-approval patent extension is reduced by one year. The director of the USPTO must determine that approval of the drug candidate covered by the patent for which a patent extension is being sought is likely. Interim patent extensions are not available for a drug candidate for which a NDA/BLA has not been submitted.

Laws and Regulations on Product Liability

The United States' state laws generally impose liability on all manufacturers and retailers (and parties in the supply chain) for injuries that result from unsafe, defective and dangerous products sold to consumers. Foreign manufacturers outside of the United States can be sued and held liable for product liabilities for their products sold in the United States. The term "product liability" refers to the legal liability of manufacturers and sellers to compensate buyers, users, and even bystanders for damages or injuries suffered because of defects in goods purchased. In addition, the United States laws and regulations (for example, the Consumer Product Safety Improvement Act of 2008) can impose obligations on manufacturers and retailers to remedy product defects, which can include safety recall campaigns. In the United States, there are two separate and distinct aspects that govern product liability: (i) product liability law, and (ii) product safety law.

Product Liability Law

The first body of law that governs the manufacture, distribution and sale of products is known as product liability law. There is no federal product liability law in the United States. Instead, the law of each state determines the liability of product manufacturers. While several states have passed comprehensive statutes, most state product liability law is based on common law. Although state law varies, there are many similarities among the states. Manufacturers, however, should be aware of the intricacies of the product liability law in the states in which they do business. In application, product liability law governs private litigation of product accidents. It operates *ex post*, meaning it is a body of law that governs after a product accident has already occurred.

Product liability law sets out the full range of legal responsibilities of manufacturers, distributors and sellers of products. Parties involved in selling or distributing a product are subject to liability for harm caused by a defect in that product. Generally speaking, any entities in the supply chain of a product can potentially be held liable. This includes manufacturers of component parts (at the top of the chain), assembling manufacturers, the wholesalers, and the retail store owners (at the bottom of the chain). There are three types of product defects, namely, design defects, manufacturing defects and warning defects. Product liability claims may be based on negligence, strict liability or breach of warranty. In a negligence claim, the defendant could be held liable for a personal injury or property damage caused by a failure to use due care. Strict liability claims, however, do not depend on the degree of carefulness by the defendant. A defendant is liable when it is shown that an injury (personal or to property) occurred as the result of a product's defect. Breach of warranty is also a form of strict liability in the sense that a showing of fault is not required. The plaintiff need only establish the warranty was breached, regardless of how that came about.

Defenses to the product liability claims are a matter of state law as well. Defenses can vary from state to state, and generally may include: (i) contributory negligence/comparative fault, (ii) assumption of risk, and (iii) intervening/superseding cause. Under contributory negligence, a claimant is barred from recovery if his own negligence caused or contributed to

REGULATORY ENVIRONMENT

his injury. However, most states have abandoned contributory negligence in favor of comparative fault. Under comparative fault, a claimant's recovery is reduced if his own negligence (or fault) contributed to his injury. In some states, a claimant may also be barred from recovery if he is aware of a product defect and the accompanying dangers, but uses the product anyway (i.e. assumption of risk). The assumption of risk defense is based on what the claimant actually knew, not what a reasonable person would have known. In most states, if a claimant's injury was caused by the intervening conduct of another and that conduct is also a superseding cause, a defendant may avoid liability (an intervening act is a superseding cause when a manufacturer could not reasonably be expected to protect against things such as: (i) criminal acts; (ii) use of a product in an unforeseeable manner; (iii) alteration of the product; (iv) negligent use; and/or (v) failure to properly maintain a product.)

Product Safety Law

The second body of law is commonly referred to as product safety law. Product safety law operates *ex ante*, meaning that it seeks to prevent product-caused accidents and diseases before they occur. Enacted in 1972 by the United States Congress, the Consumer Product Safety Act ("CPSA") is federal law with respect to product safety of consumer products sold in the United States. CPSC established the United States Consumer Product Safety Commission ("CPSC"), which is a permanent independent agency of the United States federal government, and defines CPSC's basic authority and authorizes CPSC to develop standards and bans pertaining to consumer products. CPSC had promulgated a series of regulations under the CPSA. A major amendment to the CPSA is the Consumer Product Safety Improvement Act ("CPSIA"), effective in 2008 and provides the CPSC with significant new regulatory and enforcement tools. Products manufactured in the United States that fail to comply with CPSIA's requirements are subject to confiscation, and manufactures and/or distributors in the United States are subject to civil penalties and fines, as well as possible criminal prosecution. CPSC jurisdiction does not extend beyond the territorial limits of the United States.

CPSA contains several reporting requirements for manufacturers and sellers of consumer products sold in the U.S. Section 15 of the CPSA requires a manufacturer or a seller to inform the CPSC immediately in the event it obtains information that any of its products (i) fails to comply with certain consumer product safety rules, (ii) contains certain defect or (iii) creates an unreasonable risk of serious injury or death. The CPSC may require the manufacturer or the seller to cease distribution of the product, and notify each person to whom the manufacturer or the seller knows such product was sold of such non-compliance, defects or risk. In certain circumstances, the CPSC may require the manufacturer or the seller to bring the product into conformity with the applicable product safety rules, repair the defect in the product, replace the product with an equivalent product that complies with the applicable product safety rules, effect a product recall and/or refund the purchase price of the product.

Under the CPSIA, a general conformity certification is required for any consumer product imported into the United States that is subject to a consumer product safety rule issued under CPSA, or a similar rule, standard, regulation, or ban issued by the CPSA or under any statute issued by the CPSC. The requirement applies to all manufacturers of goods. Those parties must

REGULATORY ENVIRONMENT

test certain products and certify that their products comply with all applicable consumer product safety rules and similar rules, bans, standards, and regulations under any law administered by the CPSC. The CPSIA specifies that certification must be based on a *test of each product or a reasonable testing program*. The certificate must accompany the product or shipment of products, and a copy must be furnished to each distributor or retailer. If requested by the commission, a copy must be furnished to the CPSC.

Laws and Regulations on Trade

Importation

Importation of goods into the customs territory of the United States is governed principally by the Tariff Act of 1930, as amended, the Customs Modernization Act of 1983, and the regulations of U.S. Customs and Border Protection (“**CBP**”).

Under these laws and regulations, U.S. importers have primary legal responsibility for initially valuing, classifying, and determining the rate of duty applicable to imported merchandise. The importer is required to exercise *reasonable care* in entering merchandise into the United States. This includes when providing to CBP information and documentation necessary for it to assess duties on imported merchandise, collect accurate import statistics, and determine whether an import complies with applicable laws. Civil penalties may be assessed against any person who uses false or misleading statements to enter goods into the United States. In determining the applicable penalty for such a wrongdoing, CBP first determines the applicable degree of culpability of the offending party.

In addition to regulating the process of importation into the United States, CBP is charged with enforcing the import and export-related regulations of approximately 40 other U.S. federal agencies. Each such agency promulgates regulations governing importation of the products under their jurisdiction. CBP is charged with ensuring that imports (and exports) comply with those regulations and is authorized, in many cases, to effect seizures, forfeitures, and rejection of entry of non-conforming goods.

Import Tariffs

Raw materials and work-in-progress imported from us in China are generally subject to the United States import duties. China is subject to the general rates applicable to most countries with which the United States does not have a free-trade agreement in place. The rates of duty are set forth in the Harmonized Tariff Schedule of the United States (“**HTS**”) which identifies applicable duties for the universe of imported goods and materials, organized by class and specific article.

REGULATORY ENVIRONMENT

Sections 201 through 204 of the Trade Act of 1974 provide the authority and procedures for the United States to take various actions to facilitate a domestic industry's adjustment to import competition. Under such Sections, if the International Trade Commission determines that an article is being imported in such increased quantities as to threaten domestic producers of similar products, the United States may, among other things, increase or impose a duty, or a tariff-rate quota.

Laws and Regulations on Export Control

Federal laws and regulations control, regulate, and restrict the exporting of critical materials, items, and services to foreign nationals and foreign countries for purposes of national security, foreign policy, anti-terrorism, or non-proliferation. The Export Administration Regulations (the “**EAR**”) and the International Traffic in Arms Regulations (the “**ITAR**”) constitute the major constituents of U.S. export control. The primary federal entities involved in the implementation and enforcement of U.S. export control are the Treasury Department's Office of Foreign Assets Control (the “**OFAC**”), the Department of Commerce (Bureau of Industry and Security), and the State Department. Export-related laws and regulations may encompass the exporting of patient or medical data and information to foreign nations or foreign individuals, whether overseas or in the U.S. In deciding the extent to which an export is controlled, the federal government and the aforementioned federal entities under the executive branch primarily examine the destination to which an export is made, the specific material, item, or service being exported, the end user of the export, and the end use of the export. Depending on the material, item, or service being exported and the applicability of OFAC, EAR, and ITAR, an export may be unlawful, or a license may be required for export. Penalties for the violations of the export control laws and regulations of the U.S. include significant fines, imprisonment, or both.

On February 28, 2024, President Biden issued an executive order (the “**EO**”) establishing the framework for upcoming regulations that will introduce new restrictions on transactions involving U.S. persons' sensitive personal data and countries of concern, including China, or related parties, for purposes of national security and protecting U.S. persons' sensitive data and privacy. The EO and the upcoming regulations will impact the use and export of genomic data, biometric data, personal health care data, geolocation data, personal financial data, and other personally identifiable information. Given enforcement authority under the EO, the Department of Justice expects companies to develop and put in place compliance procedures to ensure compliance with the EO and the relevant upcoming regulations. The inadequacy of compliance procedures or violations of the EO or the upcoming regulations could lead to enforcement actions resulting in civil or criminal penalties. Companies wishing to export data encompassed under the EO and the relevant upcoming regulations may need to apply for a license with the Department of Justice, which will have considerable discretion in making such determinations. Companies will also be able to request advisory opinions from the Department of Justice as to whether encompassed data can be exported or will require a license.

REGULATORY ENVIRONMENT

Laws and Regulations on Intellectual Property

The U.S. provides trademark protection at both federal and state levels. Federal law is the principal source of trademark protection in the U.S., although state laws also provide common law protection. The Trademark Act of 1946, which is commonly known as the Lanham Act, is the main federal trademark statute. There are two ways to acquire ownership of a trademark: (i) being the first to actually use the mark in commerce, and (ii) being the first to register the mark with the U.S. Patent and Trademark Office (“USPTO”). The USPTO is the federal agency for granting U.S. patents and registering trademarks. It examines trademark applications and grants registrations when applicants are entitled to them. Most applications are based on the current use of the mark in commerce or the intent to use the mark in commerce in the future. For an application filed under the use-in-commerce basis, the applicant must be using the mark in the sale or transport of goods or the rendering of services in interstate commerce. If an applicant has not used the mark yet but plans to do so in the future, it may file the application based on a bona fide intent to use the mark in commerce.

Federal law has exclusive domain over patents and patent disputes. A patent is a government grant providing the patent owner with the right to exclude others from using a claimed invention or practicing a claimed method. A patent is obtained by filing an application with the USPTO claiming a useful, novel invention. The application must comply with various requirements set forth in the Patent Act (codified at 35 U.S.C. § 1 et seq) and regulations established by the USPTO.

Laws and Regulations on Labor and Employment

The employment of individuals in the United States is governed by federal laws, state laws and local laws. The following highlights important areas of regulatory activity to illustrate the legal issues involved but does not explain every single law, interpretation or application because in many cases, the issues will be highly fact-specific. Labor and employment laws can generally be categorized as (i) equal employment opportunity, (ii) wage and hour obligations, and (iii) workplace safety. Typically, national laws set the minimum legal standard for employee rights, and state and local laws enhance those rights. Most employees in the United States are hired “at-will,” meaning that their employment can be terminated at any time, with or without notice or cause. However, individual employment agreements between an employee and employer may vary this status, and even an at-will employee may not be terminated for an illegal reason (such as discrimination or harassment, as described below), nor may an employee be terminated or otherwise retaliated against for engaging in protected activity under the law. All employees must provide verification of their eligibility to work in the United States.

Regarding equal employment opportunity, employers in the United States are prohibited from discriminating against individuals based on age, physical or mental disability, race, color, national origin, religion, sex or gender, sexual orientation, veteran status, marital status, citizenship, political activity or affiliation, ancestry, medical condition, taking or requesting statutorily protected leave, or any other basis protected by law. These protections apply to individuals who are applying for jobs as well as to actual employees. In addition, employees

REGULATORY ENVIRONMENT

are required to maintain workplaces that are free of any of the foregoing harassment or discrimination by taking reasonable steps of prevention. Individuals who have suffered discrimination or harassment may be awarded compensatory damages consisting of back pay (money the individual would have earned but for the discriminatory conduct), front pay (additional money the individual is paid to reflect diminished future earnings), pain and suffering, emotional distress and their attorneys' fees and costs. In addition, courts may award punitive damages when the illegal conduct is deemed to have been willful.

For wage and hour obligations, all employers are required to pay employees a minimum wage for hours worked and to pay employees premium pay for overtime hours unless the employee fits within an exemption. The exemptions are narrowly construed and generally apply to executives, managers and professionals, as well as certain computer and sales personnel. The failure to comply with these laws or technical requirements can result in awards of damages and penalties to be paid to employees and to the state, if applicable. Prevailing employees are eligible to recover their attorneys' fees and costs, as well as the actual underpaid wages and penalties.

In respect of workplace safety, the Federal Occupational Safety and Health Act ("OSHA") sets minimum standards for workplace safety in the United States. As a general proposition, both the U.S. federal and state OSHA laws require employers to furnish employees with a place of employment that is safe and healthful. Factors employees should take into consideration when evaluating the worksite include, but are not limited to, (i) environmental hazards such as chemicals or exposure to other toxic substances; (ii) the safe use of machinery; (iii) risk of repetitive stress injuries; (iv) outside risks such as the risk of crime activity; and (v) access to first responders such as ambulance, fire, and police. An employer's failure to comply with OSHA laws can result in awards of fines and damages.

Laws and Regulations on Taxation

The U.S. federal government levies a variety of taxes on U.S. businesses, non-U.S. businesses trading in the United States, and business owners and their employees. Depending on the business structure, such taxes include corporate franchise tax, income tax, capital gains tax on long-term sales, income tax on dividends and interest, income tax on partnership profits and employee payroll taxes.

In addition to the federal government, the 50 states, local counties and city governments tax and regulate business activities within their respective jurisdictions. For example, business activities within a state may be subject to the state's business and personal income tax, payroll tax, sales tax, franchise and other taxes. In addition, some local governments, such as counties and cities, may impose their own similar taxes. If a business has sales or employees in more than one location, state and local taxes generally will be pro-rated depending on the percentage of income, number of employees and other factors associated with each location.

REGULATORY ENVIRONMENT

Laws and Regulations on Competition and Antitrust

The U.S. antitrust laws are developed in response to unfair business practices and anti-competitive conduct by companies, corporate monopolies, and trusts. At the heart of U.S. antitrust laws is the Sherman Antitrust Act (“**Sherman Act**”), which prohibits agreements that unreasonably restrain trade and the unilateral abuse of monopoly power. Conducts such as price-fixing, bid-rigging, limitation of output, allocation of territories or customers, and exclusionary conduct to achieve monopoly, are prohibited under the Sherman Act. Violation of the Sherman Act and other anti-trust laws and regulations would lead to criminal and/or civil sanctions.

The U.S. antitrust laws apply to businesses and individuals alike. Certain laws and regulations also have an extraterritorial reach. Pursuant to the Foreign Trade Antitrust Improvement Act of 1982, the Sherman Act would apply to conduct that occurs outside of the U.S. if such conduct (i) has a direct, substantial and reasonably foreseeable effect on U.S. commerce, including U.S. import or export commerce; and (ii) gives rise to a claim under the Sherman Act.

U.S.-Based Data Privacy Regulations

U.S. law provides a patchwork of data privacy protections. These laws generally regulate the collection, use, disclosure, and storage of data subjects’ personal information, obligate regulated entities to implement safeguards and adhere to compliance requirements, and grant data subjects certain rights with respect to their data. There is no comprehensive federal privacy law in the U.S., as such, federal data privacy requirements are pursuant to sectoral privacy laws. States have different laws providing privacy protections including consumer privacy laws, which apply to personal information, and consumer health data laws. Pharmaceutical companies are also subject to federal and state laws pertaining to marketing communications and laws prohibiting unfair or deceptive business acts or practices. This fragmented legal landscape necessitates a case-by-case, jurisdiction-specific analysis, creating multiple layers of legal and regulatory risk, complicating compliance efforts for organizations.

Marketing Communications

Marketing communications by pharmaceutical companies must comply with the Telephone Consumer Protection Act (“TCPA”) and the Controlling the Assault of Non-Solicited Pornography and Marketing Act of 2003 (“CAN-SPAM”), including by: obtaining consumer consent prior to initiating communications, providing clear opt-out mechanisms for future communications, identifying the communication as an advertisement, and implementing measures to protect sensitive consumer information.

The TCPA generally prohibits calls, faxes, and texts to residential and wireless lines using an automatic telephone dialing systems or artificial or prerecorded voice recordings without the recipient’s prior express consent and allows consumers to opt-out of receiving such communications, subject to exceptions (e.g., calls or texts for emergency purposes, such as to

REGULATORY ENVIRONMENT

issue natural disaster or public safety warnings). The Federal Communications Commission (“FCC”) is the primary enforcement authority of the TCPA. The FCC may impose civil forfeiture penalties and criminal fines via administrative action against parties that violate the TCPA. TCPA enforcement may also be initiated by state attorneys general or other state officials or agencies, who may seek injunctive relief and actual monetary loss or damages of \$500 per violation. Courts may award treble damages if it finds willful or knowing violations. The TCPA also provides a private right of action, permitting private litigants to seek injunctive relief, monetary damages (including treble damages), or both. Most states have their own telemarketing laws, which the TCPA does not preempt if the state law has more restrictive requirements. Therefore, Pharmaceutical companies that conduct marketing communications via telephone, fax, or text communications must factor the requirements of the TCPA and state laws into their marketing communications compliance strategy.

CAN-SPAM prohibits the transmission of unsolicited commercial emails, such as email messages that advertise or promote a commercial product or service, including website content, to individual consumers and business email accounts. CAN-SPAM does not apply to transactional email messages, such as emails to complete or confirm a previously agreed upon commercial transaction or emails providing product safety information for a product purchased by the email recipient. At a high level, CAN-SPAM prohibits the transmission of email messages containing false or misleading information or deceptive subject headings, and requires senders of commercial emails to, among other things, provide clear notice of the recipient’s right to opt-out of future messages and a functional opt-out mechanism. The Federal Trade Commission (“FTC”) is the primary enforcement authority for CAN-SPAM, and the FTC may seek civil money penalties and injunctive relief pursuant to its Section 5 of the FTC Act authority (discussed more in the next section) to enforce against CAN-SPAM violations. CAN-SPAM enforcement may also be initiated by state attorneys general or other state officials or agencies, who may seek injunctive relief, the greater of damages for actual loss or statutory damages (up to \$250 per violation, maximum of \$2 million statutory damages award), and reasonable attorney’s fees and costs. Courts may award treble damages if it finds willful or knowing violations. Unlike TCPA, CAN-SPAM does not grant a private right of action and preempts all state and local laws that directly regulate commercial email, except that it expressly does not preempt state laws to the extent they deal with fraud or deception or computer crime.

Unfair or Deceptive Business Acts or Practices

Section 5 of the FTC Act prohibits companies from engaging in unfair or deceptive acts or practices (“UDAP”) in or affecting commerce, including invading consumers’ privacy, misrepresenting data practices (e.g., health data practices), or failing to safeguard personal information. The FTC enforces the FTC Act, and may seek injunctive relief and civil penalties. The FTC may also seek equitable remedies like restitution and disgorgement (i.e., the deletion of data and other outcomes, like AI models, derived from unfair or deceptive conduct) through administrative proceedings. The FTC Act does not grant a private right of action, meaning that private individuals or entities may not file a lawsuit against a party that engaged in UDAP pursuant to the Section 5.

REGULATORY ENVIRONMENT

Most states, including New Jersey, also have UDAP laws, and state enforcement authorities have carried out privacy enforcement activities under these laws, even in the absence of a state consumer privacy law. Remedies available under state UDAP laws vary, but generally include restitution, attorneys' fees, and civil penalties. State courts have broad discretion to interpret their state's UDAP law, which could impact the calculation of the civil penalty amount. Unlike the FTC Act, many state UDAP laws grant a private right of action (e.g., New Jersey), giving consumers and others impacted by violations constituting UDAP an avenue for directly seeking redress.

Federal Data Privacy Protections

The Health Insurance Portability and Accountability Act of 1996 ("HIPAA") is a federal law that establishes privacy and security protections for individuals' protected health information ("PHI") maintained in electronic health records and other formats. HIPAA applies to covered entities (e.g., health care providers, health plans) and business associates (e.g., collection agencies, billing or coding companies, IT consultants and other vendors creating or maintaining PHI on behalf of covered entities) (together, "HIPAA-regulated entities"). Non-compliance with HIPAA requirements may result in civil and criminal penalties. The primary HIPAA enforcement authority is the U.S. Department of Health and Human Services, Office for Civil Rights ("OCR"), however, if a non-compliance report implicates a potential (or actual) criminal violation of HIPAA, OCR may refer the matter to the U.S. Department of Justice for investigation. State attorneys general also have authority to bring civil actions against HIPAA-regulated entities for non-compliance with HIPAA requirements and obtain damages and injunctions on behalf of state residents. HIPAA does not preempt stricter state laws protecting the privacy of individuals' health data if such laws are not inconsistent with federal mandates.

In general, pharmaceutical companies are only indirectly impacted by HIPAA, such as in their interactions with HIPAA-regulated entities (e.g., providers, pharmacies, and payors) and individuals who have rights under HIPAA (e.g., patients). Some opt to benchmark their data privacy compliance programs against HIPAA to align with data practices with which their stakeholders have grown accustomed. However, pharmaceutical companies conducting clinical trials and undertaking research and development activities requiring the use of PHI may be required to comply with certain HIPAA requirements, including executing a valid written HIPAA authorization for a provider's disclosure of PHI to the company. Whenever possible, it is recommended for pharmaceutical companies to conduct clinical trials and research and development activities using data that has been de-identified according to the HIPAA de-identification standards set forth at 45 C.F.R. § 164.514(b) because such data is no longer considered to be PHI, and is therefore no longer subject to HIPAA. Doing so will mitigate the company's compliance risks. Pharmaceutical companies engaged only in pharmaceutical importing, marketing, and distribution activities do not generally deal with data that is PHI because their activities primarily implicate only business-to-business data from direct interactions with their healthcare provider customers.

REGULATORY ENVIRONMENT

State Data Privacy Protections

State data privacy protections form a patchwork of laws, including state-specific corollaries to HIPAA, consumer privacy laws, and consumer health data (CHD) laws, necessitating a state-by-state analysis. The relatively recent enactment of many of these laws — particularly state consumer privacy and CHD regulations — adds to the complexity, as their interpretation and application are still evolving. This ongoing uncertainty further complicates compliance efforts for organizations.

As noted, HIPAA does not preempt stricter state laws protecting the privacy of individually identifiable health information. For example, California’s Confidentiality of Medical Information Act (“CMIA”) governs the privacy and security of medical information and applies to, among others, pharmaceutical companies. Under CMIA, a pharmaceutical company is defined as “a company or business, or an agent or representative thereof, that manufactures, sells, or distributes pharmaceuticals, medications, or prescription drugs,” excluding pharmacy benefits managers. The CMIA requires regulated entities to implement procedures safeguard the confidentiality of medical information, including security systems, and protocols for employees handling medical information and other measures to protect medical information from unauthorized use and disclosures. It prohibits the use or disclosure of medical information for any purpose not necessary to provide health care services to a patient — such as marketing — unless expressly authorized by the patient or permitted or required by law. The California Attorney General, district attorney, county counsel, or city attorney may bring civil enforcement actions for violations of CMIA. The State Public Health Officer may recommend cases for civil action to state enforcement authorities. Unlike HIPAA, CMIA grants a private right of action, enabling individuals whose medical information has been used or disclosed in a manner that violates CMIA and that sustained economic loss or personal injury to recover compensatory damages, punitive damages (not exceeding \$3,000), attorney’s fees (not exceeding \$1,000), and the costs of litigation. Individuals may also bring civil suits for negligent disclosure of their medical information. Penalties for negligent disclosure include actual damages or nominal damages of up to \$1,000, with no requirement to prove actual damages. Administrative penalties of up to \$2,500 per violation may also apply to negligent disclosures. Violations of the CMIA that result in an economic loss or personal injury are criminally punishable as misdemeanors.

As of January 2025, twenty (20) states have passed consumer privacy laws: California, Colorado, Connecticut, Delaware, Florida, Indiana, Iowa, Kentucky, Maryland, Minnesota, Montana, Nebraska, New Hampshire, New Jersey, Oregon, Rhode Island, Tennessee, Texas, Utah, and Virginia. This number is expected to grow as several more states consider enacting consumer privacy bills. The scope, applicability, requirements, and risks under each of the state consumer privacy laws vary per jurisdiction, and the interpretation of these laws is still evolving. These laws apply to the personal information of consumers, but the definitions of personal information and consumer, or similar terms, varies per state. For example, under the California Consumer Privacy Act, as amended by the California Privacy Rights Act, (“CCPA”), the term “consumer” includes California residents acting in the individual or household context; who are employees, job applicants or independent contractors; or acting in the

REGULATORY ENVIRONMENT

business-to-business (“B-to-B”) context. In contrast, under the New Jersey Data Privacy Act (“NJDPa”), a consumer is a New Jersey resident acting only in an individual or household context and does not include an individual acting in a commercial or employment context. As such, unlike the CCPA, NJDPa does not apply to human resources or B-to-B data. Key categories for data and organizations may be excluded or exempted from the requirements of state consumer privacy laws, but the level and scope of exclusion or exemption varies per jurisdiction. For example, the CCPA offers data-level exemptions and exclusions for PHI collected by HIPAA regulated entities, medical information governed by the CMIA, and information that is collected, used, or disclosed in research, including clinical trials, conducted in accordance with the HIPAA Privacy Rule, the Federal Policy for the Protection of Human Subjects (the “Common Rule”), good clinical practice guidelines issued by the International Council for Harmonisation, or human subject protection requirements of the FDA. Similarly, the NJDPa offers data-level exemptions and exclusions for PHI collected by HIPAA regulated entities, and personal information collected, processed, or disclosed as part of research conducted in accordance with the Common Rule and the FDA Policy for the Protection of Human Subjects. The CCPA also offers organization-level exemptions and exclusions, such that the CCPA does not apply to HIPAA covered entities and providers of health care under CMIA, but only to the extent such organizations are maintaining PHI according to HIPAA or medical information according to CMIA. In contrast, NJDPa does not offer organization-level exemptions or exclusions for organizations subject to HIPAA or HIPAA state law corollaries. The state consumer privacy laws do not offer consumers a private right of action, except that the CCPA offers a private right of action for certain data breaches. Taking the above together, whether a state consumer privacy law applies to the data processed and maintained by pharmaceutical companies requires a state-by-state analysis. We likely will need to comply with CCPA requirements as to B-to-B data from California customers, which is not PHI or derived from clinical trials. However, compliance with the NJDPa or other state consumer privacy laws is not likely required at this time because, unlike the CCPA, these laws generally apply only to the personal information of individual consumers and not to B-to-B or human resources data.

A smaller contingent of states adopted CHD laws, which are laws that generally apply to personal information that is linked or reasonably linkable to an individual and that identifies the individual’s past, present, or future physical or mental health status. These laws are drafted broadly to reach data and businesses outside the scope of HIPAA. As with state consumer privacy laws, the interpretation of CHD laws is still evolving. The current landscape of CHD laws is a patchwork of CHD-specific state laws (i.e., Washington and Nevada), state consumer privacy laws that designate CHD and other health data as a subset of sensitive personal data (e.g., Connecticut), and laws not specifically drafted to address privacy but amended to include CHD-related restrictions (i.e., New York). In general, these laws require additional disclosures and consumer consent and authorization for data collection, sharing, and sales; grant consumers rights to CHD similar to consumer rights available under state consumer privacy laws; impose security and processor obligations; prohibit geofencing around health care service facilities; and more. Like state consumer privacy laws, CHD laws are enforceable by the state’s attorney general, and some (i.e., Washington) grant a private right of action. Analysis of the applicability of and risks under CHD laws also require a case-by-case and state-specific analysis.

HISTORY, DEVELOPMENT AND CORPORATE STRUCTURE

OVERVIEW

We are a comprehensive pharmaceutical company driven by independent R&D, rooted in China and facing the world, having full capabilities integrating R&D, production and sales, and focusing on the three key areas of infection, chronic diseases and oncology.

Our company was founded on December 29, 2003, as a sino-foreign joint venture in Dongguan, Guangdong, the PRC, marking our entry into the pharmaceutical industry. In 2005, we established a research institute and focused on developing our own R&D platform. From 2006 to 2010, we initiated our independent work on small molecule new drug development. Progressing into 2011 to 2015, we achieved significant milestones in globalization by securing approval for our Azithromycin tablets in Europe. Advancing to 2016 to 2020, our Class I innovative drug, Dongweien (emitasvir phosphate), received marketing approval from the NMPA. On an international scale, we launched overseas clinical trials for insulin glargine and obtained clinical trial approval from the U.S. FDA for our innovative drug, Yinfenidone.

In November 2021, we acquired 51.41% of the total share capital of HEC CJ Pharm from Guangdong HEC Technology (the “**Acquisition**”). Guangdong HEC Technology is a joint stock company established in the PRC whose shares are listed on Shanghai Stock Exchange (stock code: 600673) and is a subsidiary of Shenzhen HEC Industrial, which is in turn ultimately owned by Mr. Zhang and Ms. Guo. Guangdong HEC Technology’s main business focuses on electronic components, high-end aluminum foil, new chemical materials and energy materials. For Guangdong HEC Technology, divesting HEC CJ Pharm allowed it to concentrate its efforts and resources on its core industries. Before the Acquisition, our Company had long been empowering HEC CJ Pharm, enriching its product range. However, the non-competition commitments made by Shenzhen HEC Industrial, Mr. Zhang and Ms. Guo to HEC CJ Pharm affected our Company’s business stability and asset independence. This, in turn, impacted our Company’s subsequent R&D investments and progress, which also hindered HEC CJ Pharm’s ability to secure further commercialization rights for domestic pharmaceutical products. Therefore, the Acquisition is beneficial for both our Company and HEC CJ Pharm as it facilitated the expansion of business cooperation and allowed for a more focused approach towards our respective strategic goals.

The Acquisition marked a significant milestone in the business expansion of our Company, enabling us to strengthen our market presence, enhance product offerings, and optimize our financial structure. In particular, HEC CJ Pharm owned a robust domestic sales network, while our Company had already established a foothold in international markets at the time of the Acquisition. By acquiring the majority shares in the HEC CJ Pharm, we were able to integrate domestic and international sales channels, leveraging HEC CJ Pharm’s extensive domestic network to accelerate the promotion of our innovative drug pipeline. Before the Acquisition, HEC CJ Pharm had well-established commercialization capabilities in anti-infective drugs and chronic disease treatments, while our Company specialized in the R&D of innovative drugs and biosimilars. The Acquisition allowed us to integrate these complementary strengths, enriching our product pipeline and creating a more comprehensive portfolio. The

HISTORY, DEVELOPMENT AND CORPORATE STRUCTURE

Acquisition also introduced new profit growth drivers and provided a more stable cash flow to support our operations and future investments by optimizing our asset-liability structure, further improving our profitability and financial resilience.

At the time of our establishment, our equity interest was held as to 41% by Shenzhen HEC Industrial and 10% by HEC CJ Pharm, and the remaining aggregate 49% equity interest was held by three Independent Third Parties. Each of Shenzhen HEC Industrial and HEC CJ Pharm was jointly controlled by the founders of our Company, namely Ms. Guo and Mr. Zhang Zhongneng (張中能), the father of Mr. Zhang, through a number of shareholding platforms. Accordingly, Ms. Guo and Mr. Zhang Zhongneng were the ultimate controllers of our Company when we were established.

Since establishment, our Company had undergone several rounds of capital increases and equity transfers for expansion of our business and adjustments of our shareholding structure. On May 29, 2020, Yichang HEC Research was the largest direct shareholder of our Company, which held 65% of our equity interest. Yichang HEC Research was wholly-owned by Dongguan HEC Research, which was in turn controlled by Mr. Zhang Zhongneng and Ms. Guo through Shenzhen HEC Industrial and other shareholding platforms. In November 2020, Mr. Zhang (by way of inheritance) and Ms. Guo became the ultimate controllers of our Company.

From July 2020 to March 2023, our Company has undergone a series of capital increases and equity transfers for further adjustments of our shareholding structure and introduction of external investments. See “Development of Our Company” in this section for further details. On June 19, 2023, in preparation for the Listing, all of our then Shareholders entered into a promoters’ agreement, pursuant to which our Company was converted into a joint stock limited company on June 21, 2023.

OUR BUSINESS DEVELOPMENT MILESTONES

The following is a summary of our key business development milestones:

Time	Milestones
2003	Our Company was established in Dongguan, Guangdong Province and started to engage in pharmaceutical business.
2005	Our Company established a research institute and began to build an R&D team as well as an independent R&D platform.
2006	Our Group’s main product, oseltamivir phosphate, received patent authorization from Roche.

HISTORY, DEVELOPMENT AND CORPORATE STRUCTURE

Time	Milestones
2012	Our Company's first product in Europe, Azithromycin tablets, was approved, which was listed in Germany under our own brand in the same year.
2015	Our Company was approved by the Ministry of Science and Technology of the PRC to establish a state key laboratory for the R&D of new anti-infective drugs.
2017	Our Company's first innovative drug, Yinfenidone, received clinical trial approval from the U.S. FDA and received FDA's orphan drug designation in the same year.
2020	<p>We started to introduce Pre-Listing Investors.</p> <p>Our first Class I innovative drug developed in-house, Dongweien (emitasvir phosphate), was approved for listing by the NMPA through the priority review and approval process.</p>
2021	Our Company's insulin analog insulin glargine injection was approved for marketing by the NMPA.
2022	According to Frost & Sullivan, our Company's Fingolimod capsules became the first generic drug in China to successfully challenge the patent of a U.S. overseas drug.
2023	<p>We submitted a listing application to the NMPA in respect of our major products, Netanasvir Phosphate Capsules and Encofosbuvir Tablets, which are Category 1 new drugs, and the application was accepted.</p> <p>Our Company was converted into a joint stock limited company.</p>
2024	<p>We submitted a listing application to the NMPA in respect of our major product, Olorigliflozin Capsules, a Category 1 new drug, and the application was accepted.</p> <p>We obtained clinical trial approval for HEC169584, which is our first new small molecule drug candidate discovered through AIDD.</p>

HISTORY, DEVELOPMENT AND CORPORATE STRUCTURE

Time	Milestones
	We entered into an exclusive license and commercialization agreement with Apollo Therapeutics Group Limited in respect of our product candidate HEC88473.
	Through a licensing agreement, we have granted Shenyang Sunshine Pharmaceutical Co., Ltd.* (瀋陽三生製藥有限責任公司) exclusive commercialization rights of Clifutinib Besylate in respect of specific indications in China.

DEVELOPMENT OF OUR COMPANY

Establishment of our Company

Our Company was established as a sino-foreign joint venture in Dongguan, Guangdong Province on December 29, 2003 with an initial registered capital of US\$20,000,000. At the time of establishment, our equity interest was held as to 41% by Shenzhen HEC Industrial, as to 38% by North & South Brother (HK), as to 10% by Guenther Kinast (“**Guenther**”), as to 10% by HEC CJ Pharm, and as to 1% by Ni Chi Sung (倪齊嵩). Of which, Shenzhen HEC Industrial and HEC CJ Pharm were then ultimately and jointly controlled by Mr. Zhang Zhongneng and Ms. Guo, and North & South Brother (HK) was ultimately wholly owned by Mo Kit (毛傑). Each of North & South Brother (HK), Mo Kit, Guenther and Ni Chi Sung is an Independent Third Party.

Major changes in shareholding and corporate form of our Company

Since our establishment until May 2020, our Company had undergone a capital increase and a series of equity transfers, among which certain major transfers are set out below:

- On December 1, 2009, for internal restructuring purpose, Shenzhen HEC Industrial and HEC CJ Pharm entered into an equity transfer agreement, pursuant to which Shenzhen HEC Industrial agreed to transfer 41% equity interest in our Company held by it to HEC CJ Pharm at a consideration of US\$13.12 million. The consideration was determined after arm’s length negotiations between the parties with reference to the registered capital of our Company subscribed by Shenzhen HEC Industrial. Registration with the local commerce department was completed on December 29, 2009, and HEC CJ Pharm held 51% equity interest in our Company upon completion of the aforesaid transfer;

HISTORY, DEVELOPMENT AND CORPORATE STRUCTURE

- On February 28, 2010, HEC CJ Pharm entered into equity transfer agreements with Ni Chi Sung, Guenther and North & South Brother (HK), pursuant to which Ni Chi Sung, Guenther and North & South Brother (HK) agreed to transfer 1%, 10% and 13% equity interest in our Company held by them to HEC CJ Pharm at a consideration of US\$29,900, US\$299,900 and US\$1, respectively. The above considerations were determined after arm's length negotiations between the parties with reference to the paid-up capital of their respective equity interests in our Company. Registration with the local commerce department was completed on December 28, 2010. Upon the completion of the equity transfers in December 2010, Ni Chi Sung and Guenther ceased to be shareholders of our Company, and HEC CJ Pharm held 75% equity interest in our Company;
- On June 28, 2011, for internal restructuring purpose, HEC CJ Pharm entered into an equity transfer agreement with Yichang HEC Medicine, a non-wholly owned subsidiary of Shenzhen HEC Industrial, in relation to transfer of 75% equity interest in our Company from HEC CJ Pharm to Yichang HEC Medicine at a consideration of US\$24 million. The relevant 75% equity interest in our Company was later transferred from Yichang HEC Medicine to Yichang HEC Research at a consideration of RMB168,461,310.01 on December 18, 2014. The above considerations were determined after arm's length negotiations between the parties with reference to the paid-up capital of the transferred equity interest in our Company at the respective time of transfers. Registrations with the local commerce department were completed on August 30, 2011 and December 30, 2014, respectively; and
- On May 20, 2020, for internal restructuring purpose, Yichang HEC Research entered into an equity transfer agreement with Shenzhen HEC Industrial in relation to transfer of 10% equity interest in our Company from Yichang HEC Research to Shenzhen HEC Industrial at a consideration of RMB23,897,479. The consideration was determined after arm's length negotiations between the parties with reference to the paid-up capital of the transferred equity interest in our Company. Registration with the local commerce department was completed on May 29, 2020.

Upon the completion of the equity transfer in May 2020, our Company had a registered capital of US\$32,000,000, with its equity interest held as to 65%, 25% and 10% by Yichang HEC Research, North & South Brother Pharma and Shenzhen HEC Industrial, respectively. North & South Brother Pharma was ultimately wholly owned by Mo Kit and was an Independent Third Party.

Since July 2020, our Company has undergone a series of equity financing for introduction of new shareholders and Pre-Listing Investors to our Group, so as to obtain funds for the development of our Company and continuous optimization of our governance structure.

HISTORY, DEVELOPMENT AND CORPORATE STRUCTURE

Capital increases between July to September 2020 (introduction of Shenzhen Dicheng, Xingsheng Dongyan and Xingsheng Guangchuang as our Pre-Listing Investors)

On June 23, 2020, CIIT Asset Management Co., Ltd.* (興業國信資產管理有限公司) (“**CIIT**”) and Shenzhen Dicheng Investment Center (L.P.)* (深圳市帝成投資中心(有限合夥)) (“**Shenzhen Dicheng**”) entered into a capital increase agreement (the “**2020 Capital Increase Agreement**”) with, among others, our Company and Shenzhen HEC Industrial, pursuant to which the parties agreed that CIIT would subscribe for the increased registered capital of US\$688,400 of our Company at a consideration of RMB500.00 million, Shenzhen Dicheng would subscribe for the increased registered capital of US\$132,400 of our Company at a consideration of RMB96.00 million, and Shenzhen HEC Industrial would subscribe for the increased registered capital of US\$274,700 of our Company at a consideration of RMB200.00 million. The considerations for these capital increases were determined after arm’s length negotiation between the parties with reference to the pre-investment valuation of our Company. As of June 24, 2020, our Company had received the total amount for these capital increases. For further details on the investment made by Shenzhen Dicheng as our Pre-Listing Investor, please see “Pre-Listing Investment” in this section. Our Company completed the registration with the local commerce department for the aforementioned capital increase on July 17, 2020.

On September 6, 2020, as agreed under the 2020 Capital Increase Agreement, CIIT designated Jiaying Xingsheng Dongyan Investment Partnership (L.P.)* (嘉興興晟東研投資合夥企業(有限合夥)) (“**Xingsheng Dongyan**”) and Jiaying Xingsheng Guangchuang Investment Partnership (L.P.)* (嘉興興晟廣創投資合夥企業(有限合夥)) (“**Xingsheng Guangchuang**”), the entities affiliated with CIIT, as the transferees for the transfer of 1.83% and 0.25% equity interest in our Company at a consideration of RMB440 million and RMB60 million, respectively, and they shall assume rights and obligations of CIIT under the 2020 Capital Increase Agreement. For further details of the investments made by Xingsheng Dongyan and Xingsheng Guangchuang as our Pre-Listing Investors, please see “Pre-Listing Investment” in this section. Registration with the local commerce department was completed on September 22, 2020. The table below sets out the shareholding structure of our Company immediately following the completion of the abovementioned equity transfers:

Name of Shareholders	Registered capital held in our company	Approximate percentage of shareholding in our Company
	(USD'000)	(%)
Yichang HEC Research	20,800.00	62.85
North & South Brother Pharma	8,000.00	24.17
Shenzhen HEC Industrial.	3,474.70	10.50
Xingsheng Dongyan	605.80	1.83
Shenzhen Dicheng	132.40	0.40
Xingsheng Guangchuang	82.60	0.25
Total	33,095.50	100

HISTORY, DEVELOPMENT AND CORPORATE STRUCTURE

Equity transfers between November to December 2020

In October 2020, Yidu Junjiafang and Yidu Shuaixinwei were established respectively as platforms of the share incentive scheme at the shareholder level of our Company, with Mr. Zhang as their general partner. On November 5, 2020, Yichang HEC Research transferred its 2% equity interest in our Company to Yidu Junjiafang at a consideration of RMB4.4243 million, and transferred its 8% equity interest in our Company to Yidu Shuaixinwei at a consideration of RMB17.6974 million, for the implementation of the employee incentive scheme at the shareholder level of our Company. Each of these equity transfers was transaction between shareholding platforms controlled by the beneficial controllers at a consideration that was determined after arm's length negotiation between the parties. Our Company has completed the registration with the local commerce department for such equity transfers on November 11, 2020.

On December 22, 2020, North & South Brother Pharma transferred its 10% equity interests in our Company to its wholly-owned subsidiary, Yidu Anjierui Pharmaceutical Technology Co., Ltd.* (宜都安捷瑞醫藥科技有限公司) (“**Yidu Anjierui**”), for a consideration of RMB1,600 million. Yidu Anjierui was ultimately beneficially owned by Mo Kit and was an Independent Third Party. The consideration for this equity transfer was determined after arm's length negotiations between the parties with reference to the valuation of total shareholders' equity of our Company as of June 30, 2020 conducted by the independent valuer. Our Company has completed the registration with the local commerce department for such equity transfer on December 25, 2020.

The table below sets out the shareholding structure of our Company following the abovementioned equity transfers:

Name of Shareholders	Registered capital held in our Company	Approximate percentage of shareholding in our Company
	<i>(RMB'000)^(note)</i>	<i>(%)</i>
Yichang HEC Research	130,383.972	52.85
North & South Brother Pharma	34,965.239	14.17
Shenzhen HEC Industrial.	25,902.358	10.50
Yidu Anjierui.	24,671.237	10.00
Yidu Shuaixinwei	19,736.692	8.00
Yidu Junjiafang	4,934.173	2.00
Xingsheng Dongyan	4,515.972	1.83
Shenzhen Dicheng	986.984	0.40
Xingsheng Guangchuang	615.747	0.25
Total	246,712.374	100

Note:

On December 22, 2020, our Company convened a general meeting and approved a resolution to change the registered capital currency of our Company from US dollars to RMB, based on the foreign exchange rate of the actual paid-up capital at each period.

HISTORY, DEVELOPMENT AND CORPORATE STRUCTURE

Equity transfers and capital increases between January to March 2021 (introduction of Dongyang Guangsheng, Advanced Manufacturing, Xinquanxin, Qinzhi Kanghong, Gongqingcheng Jianyi, Mige Investment, Jiaxing Ximian and Cuiheng New Era as our Pre-Listing Investors)

Introduction of Dongyang Guangsheng and Advanced Manufacturing as our Pre-Listing Investors

On December 25, 2020, Yidu Anjierui entered into an equity transfer agreement with Dongyang Guangsheng Enterprise Management Partnership (L.P.)* (東陽光盛企業管理合夥企業(有限合夥)) (“**Dongyang Guangsheng**”), pursuant to which the parties agreed that Yidu Anjierui shall transfer 2.32% equity interests in our Company held by it to Dongyang Guangsheng at a consideration of RMB370.80 million. On the same day, Shenzhen HEC Industrial entered into an equity transfer agreement with Guangdong Advanced Manufacturing Industry Investment Fund Partnership (L.P.)* (廣東先進製造產業投資基金合夥企業(有限合夥)) (“**Advanced Manufacturing**”), Xingsheng Dongyan, Xingsheng Guangchuang and Shenzhen Dicheng, pursuant to which the parties agreed that Shenzhen HEC Industrial shall transfer 2.25% equity interests in our Company held by it to Dongyang Guangsheng at a consideration of RMB360.00 million, and transfer 0.70%, 0.10% and 0.15% equity interest in our Company held by it to Xingsheng Dongyan, Xingsheng Guangchuang and Shenzhen Dicheng¹, respectively, at a consideration of RMB1. For further details on the investment made by Dongyang Guangsheng and Advanced Manufacturing as our Pre-Listing Investors, please see “Pre-Listing Investment” in this section.

On the same day, at the general meeting of our Company, a resolution was passed to increase the registered capital of our Company to RMB252,722,287, where Dongyang Guangsheng subscribed for increased registered capital of RMB3,049,365 at a consideration of RMB247.2 million and Advanced Manufacturing subscribed for increased registered capital of RMB2,960,548 at a consideration of RMB240.0 million. As of February 2, 2021, our Company has fully received the payment of aforesaid capital increases. The considerations for the transfers of equity interest in our Company to Dongyang Guangsheng and Advanced Manufacturing and the capital increases to our Company made by them were determined among the parties after arm’s length negotiation with reference to the valuation of the entire shareholders’ interest of our Company as of June 30, 2020 made by the independent valuer. Our Company completed the registration with the local commerce department for such equity transfers and capital increases on January 12, 2021.

1. According to the 2020 Capital Increase Agreement, the investors had anti-dilution right before our Company conducted a qualified listing or was acquired by a listed company. Xingsheng Dongyan and Xingsheng Guangchuang assumed such rights under the equity interest transfer agreement they entered into with CIIT on September 6, 2020. Based on the aforementioned agreements and as a result of the increased capital subscribed by Dongyang Guangsheng and Advanced Manufacturing in December 2020, Shenzhen HEC Industrial transferred its 0.70%, 0.10% and 0.15% equity interests in our Company to Xingsheng Dongyan, Xingsheng Guangchuang and Shenzhen Dicheng, respectively, at a nominal price.

HISTORY, DEVELOPMENT AND CORPORATE STRUCTURE

Introduction of Xinquanxin, Qinzhi Kanghong, Gongqingcheng Jianyi, Mige Investment, Jiaxing Ximian and Cuiheng New Era as our Pre-Listing Investors

On January 27, 2021, Yidu Anjierui entered into an equity transfer agreement with Guangzhou Xinquanxin Investment Partnership (L.P.)* (廣州新泉信投資合夥企業(有限合夥)) (“**Xinquanxin**”), Shenzhen Qinzhi Kanghong Venture Capital Partnership (L.P.)* (深圳勤智康宏創業投資合夥企業(有限合夥)) (“**Qinzhi Kanghong**”), Gongqingcheng Jianyi Investment Partnership (L.P.)* (共青城漸益投資合夥企業(有限合夥)) (“**Gongqingcheng Jianyi**”), Wuhan Mige Investment Management Partnership (L.P.)* (武漢米格投資管理合夥企業(有限合夥)) (“**Mige Investment**”), Jiaxing Ximian Equity Investment Partnership (L.P.)* (嘉興西緬股權投資合夥企業(有限合夥)) (“**Jiaxing Ximian**”) and Zhuhai Hengqin Cuiheng New Era Industrial Investment Fund (L.P.)* (珠海橫琴翠亨新時代產業投資基金(有限合夥)) (“**Cuiheng New Era**”), pursuant to which Yidu Anjierui shall transfer 0.01%, 0.35%, 0.95%, 0.33%, 0.11% and 0.20% equity interests in our Company held by it to Xinquanxin, Qinzhi Kanghong, Gongqingcheng Jianyi, Mige Investment, Jiaxing Ximian and Cuiheng New Era, at a consideration of RMB1.62 million, RMB57.00 million, RMB156.00 million, RMB53.40 million, RMB18.00 million and RMB33.00 million, respectively. For further details on the investments made by Xinquanxin, Qinzhi Kanghong, Gongqingcheng Jianyi, Mige Investment, Jiaxing Ximian and Cuiheng New Era as our Pre-Listing Investors, please see “Pre-Listing Investment” in this section.

On January 27, 2021, at the general meeting of our Company, a resolution was passed to increase the registered capital of our Company to RMB255,345,826, where Xinquanxin subscribed for increased registered capital of RMB13,322 at a consideration of RMB1.08 million; Qinzhi Kanghong subscribed for increased registered capital of RMB468,754 at a consideration of RMB38.00 million; Gongqingcheng Jianyi subscribed for increased registered capital of RMB1,282,904 at a consideration of RMB104.00 million; Mige Investment subscribed for increased registered capital of RMB439,148 at a consideration of RMB35.60 million; Jiaxing Ximian subscribed for increased registered capital of RMB148,027 at a consideration of RMB12.00 million; and Cuiheng New Era subscribed for increased registered capital of RMB271,384 at a consideration of RMB22.0 million. As of February 14, 2022, our Company has fully received the payment of aforesaid capital increases. The considerations for the transfers of equity interest in our Company to Xinquanxin, Qinzhi Kanghong, Gongqingcheng Jianyi, Mige Investment, Jiaxing Ximian and Cuiheng New Era and the capital increases to our Company made by them were determined among the parties after arm’s length negotiation with reference to the valuation of the entire shareholders’ interest of our Company as of June 30, 2020 made by the independent valuer. Our Company has completed the registration with the local commerce department for such equity transfers and capital increases on January 29, 2021.

Transfers of equity interests in our Company to Yidu Yingwenfang and Yidu Fangwenwen

On March 15, 2021, Yichang HEC Research entered into an equity transfer agreement with Yidu Yingwenfang, an employee incentive platform of our Group, pursuant to which Yichang HEC Research shall transfer 2.90% equity interests in our Company held by it to Yidu

HISTORY, DEVELOPMENT AND CORPORATE STRUCTURE

Yingwenfang at a consideration of RMB7,401,371. On the same day, North & South Brother Pharma entered into equity transfer agreements with Yidu Fangwenwen, Yidu Anjierui and Dongyang Anjierui Pharmaceutical Technology Co., Ltd.* (東陽市安捷瑞醫藥科技有限公司) (“**Dongyang Anjierui**”), pursuant to which North & South Brother Pharma shall transfer 2.90%, 0.94% and 9.85% equity interests in our Company held by it to Yidu Fangwenwen, Yidu Anjierui and Dongyang Anjierui, at a consideration of RMB7,401,371, RMB156,019,988 and RMB1,631,575,334, respectively. Yidu Fangwenwen is an employee incentive platform of our Group, and Dongyang Anjierui is a wholly-owned subsidiary of Yidu Anjierui. Our Company completed the registration with the local commerce department for such equity transfers on March 22, 2021.

The equity transfers between Yichang HEC Research and Yidu Yingwenfang, and between North & South Brother Pharma and Yidu Fangwenwen, were made at considerations based on the registered capital of our Company after the arm’s length negotiations among the parties. The considerations of equity transfers made by North & South Brother Pharma with Yidu Anjierui and Dongyang Anjierui were determined after arm’s length negotiations among the parties with reference to the valuation of total shareholders’ equity of our Company as of June 30, 2020 made by the independent valuer.

After the completion of the aforementioned share transfers and capital increases, the shareholding structure of our Company is as shown in the following table:

Name of Shareholders	Registered capital held in our Company	Approximate percentage of shareholding in our Company
	(RMB'000)	(%)
Yichang HEC Research	122,982.601	48.17
Dongyang Anjierui	25,158.114	9.85
Yidu Shuaixinwei	19,736.692	7.73
Shenzhen HEC Industrial.	18,015.199	7.06
Yidu Anjierui.	16,440.295	6.44
Yidu Yingwenfang.	7,401.371	2.90
Yidu Fangwenwen.	7,401.371	2.90
Yidu Junjiafang	4,934.173	1.93
Pre-Listing Investors ^(Note)	33,276.010	13.02
Total	255,345.826	100

Note:

Following the completion of share transfers and capital increases in March 2021, there were 11 Pre-Listing Investors in aggregate, their names and the approximately percentage of shareholding in our Company were: Dongyang Guangsheng (3.43%), Advanced Manufacturing (3.33%), Xingsheng Dongyan (2.44%), Gongqingcheng Jianyi (1.44%), Shenzhen Dicheng (0.53%), Qinzhi Kanghong (0.53%), Mige Investment (0.49%), Xingsheng Guangchuang (0.33%), Cuiheng New Era (0.31%), Jiaying Ximian (0.17%) and Xinquanxin (0.02%).

HISTORY, DEVELOPMENT AND CORPORATE STRUCTURE

Equity transfers and capital increases between May to December 2021 (introduction of Cinda Asset, Orient Asset and 27 other investors as our Pre-Listing Investors)

Introduction of Cinda Asset and Orient Asset as our Pre-Listing Investors

On May 14, 2021, Shenzhen HEC Industrial entered into an equity transfer agreement with China Cinda Asset Management Co., Ltd.* (中國信達資產管理股份有限公司) (“**Cinda Asset**”), pursuant to which Shenzhen HEC Industrial shall transfer 2.59% equity interests in our Company held by it to Cinda Asset at a consideration of RMB428.2 million.

On the same day, at the general meeting of our Company, a resolution was passed to increase the registered capital of our Company to RMB261,498,833, where China Orient Asset Management Co., Ltd.* (中國東方資產管理股份有限公司) (“**Orient Asset**”) subscribed for increased registered capital of RMB6,153,007 at a consideration of RMB498.8 million. For further details on the investments made by Cinda Asset and Orient Asset, please see “Pre-Listing Investment” in this section. As of April 16, 2021, our Company has fully received the payment of aforesaid capital increases. The considerations for the transfer of equity interest in our Company to Cinda Asset and the capital increase to our Company made by Orient Asset were determined among the parties following arm’s length negotiations with reference to the valuation of the entire shareholders’ interest of our Company as of June 30, 2020 made by the independent valuer. Our Company completed the registration with the local commerce department for such equity transfer and capital increase on May 18, 2021.

Unlike the other Pre-Listing Investors in the same year which participated in both equity transfer and capital increase, Cinda Asset invested in our Company solely through equity transfer, and Orient Asset invested in our Company solely through subscription for our increased registered capital. In the case of equity transfer, it typically involves more intricate negotiations between the parties involved in the transfer, potentially leading to a discounted valuation; while when it came to capital increase, our Company had more discretion in determining the consideration, and Orient Asset exhibited greater confidence in our Company’s future prospect, influencing the cost per Share.

Introduction of 22 Pre-Listing Investors

On July 15, 2021, Shenzhen HEC Industrial, Yidu Anjierui and Dongyang Anjierui entered into equity transfer agreements with each of the other 22 Pre-Listing Investors. Pursuant to such agreements, these 22 Pre-Listing Investors agreed to subscribe for 1.93%, 3.95% and 4.13% equity interests in our Company held by Shenzhen HEC Industrial, Yidu Anjierui and Dongyang Anjierui, at a total consideration of approximately RMB328.80 million, RMB670.32 million and RMB700.62 million, respectively. On the same day, the general meeting of our Company resolved to approve the increase in the registered capital of our Company to RMB275,477,062 and the subscription of increased registered capital of RMB13,978,229 by these 22 Pre-Listing Investors at a total consideration of approximately RMB1,133,160,000. For details of the background of these 22 Pre-Listing Investors and the related Pre-Listing Investments, please see “Pre-Listing Investment” in this section. As of June

HISTORY, DEVELOPMENT AND CORPORATE STRUCTURE

2, 2021, our Company has received the total amount of such capital increases. The considerations for the transfers of equity interests in our Company to these 22 Pre-Listing Investors and the capital increases to our Company made by them were determined among the parties following arm's length negotiations with reference to the valuation of the entire shareholders' interest of our Company as of June 30, 2020 made by the independent valuer. Our Company completed the registration with the local commerce department for such equity transfers and capital increases on July 20, 2021.

Introduction of Yidu Guotong, Qianhai Xizheng and CICC SAIC as our Pre-Listing Investors

On July 26, 2021, Yidu Anjierui entered into an equity transfer agreement with Yidu Guotong Investment Development Co., Ltd.* (宜都市國通投資開發有限責任公司) (“**Yidu Guotong**”), pursuant to which Yidu Anjierui shall transfer 0.33% equity interests in our Company held by it to Yidu Guotong at a consideration of RMB60.00 million; Dongyang Anjierui entered into equity transfer agreements with each of Shaoguan Qianhai Xizheng Industry Development Fund Enterprise (L.P.)* (韶關前海熙正產業發展基金企業(有限合夥)) (“**Qianhai Xizheng**”) and Suzhou CICC SAIC Emerging Industry Equity Investment Fund Partnership (L.P.)* (蘇州中金上汽新興產業股權投資基金合夥企業(有限合夥)) (“**CICC SAIC**”), pursuant to which Dongyang Anjierui shall transfer 0.33% and 0.50% equity interests in our Company held by it to Qianhai Xizheng and CICC SAIC at a consideration of RMB60.00 million and RMB90.00 million, respectively; Yichang HEC Research entered into an equity transfer agreement with HEC CJ Pharm, pursuant to which Yichang HEC Research shall transfer 10% equity interests in our Company held by it to HEC CJ Pharm at a consideration of RMB1². For further details of investments made by Yidu Guotong, Qianhai Xizheng and CICC SAIC as our Pre-Listing Investors, please see “Pre-Listing Investment” in this section.

On the same day, the general meeting of our Company resolved to approve the increase in the registered capital of our Company to RMB277,204,049 and the subscription of increased registered capital of RMB493,425 by Yidu Guotong at a consideration of RMB40.00 million, the subscription of increased registered capital of RMB493,425 by Qianhai Xizheng at a consideration of RMB40.00 million and the subscription of increased registered capital of RMB740,137 by CICC SAIC at a consideration of RMB60.00 million. As of July 5, 2021, our Company has received the total amount of such capital increases. The considerations for the transfers of equity interests in our Company to Yidu Guotong, Qianhai Xizheng and CICC SAIC and the capital increases to our Company made by them were determined among the parties following arm's length negotiations with reference to the valuation of the entire shareholders' interest of our Company as of June 30, 2020 made by the independent valuer. Our Company completed the registration with the local commerce department for such equity transfers and capital increases on August 9, 2021.

2. In 2021, Shenzhen HEC Industrial entered into an equity grant agreement with HEC CJ Pharm, under which the parties agreed that, to further protect the interests of HEC CJ Pharm, Guangdong HEC Technology and their minority shareholders, Shenzhen HEC Industrial shall transfer 10% equity interest in our Company to HEC CJ Pharm on its own or through a third party designated by it. Pursuant to such agreement, Shenzhen HEC Industrial had designated Yichang HEC Research to transfer the relevant equity interest to HEC CJ Pharm at a nominal price.

HISTORY, DEVELOPMENT AND CORPORATE STRUCTURE

Introduction of Zhuhai Kangpu and CCB Investment as our Pre-Listing Investors

On December 10, 2021, Dongyang Anjierui entered into equity transfer agreements with each of Zhuhai Kangpu Equity Investment Partnership (L.P.)* (珠海康普股權投資合夥企業(有限合伙)) (“**Zhuhai Kangpu**”) and Shenzhen HEC Industrial, pursuant to which Dongyang Anjierui shall transfer 0.64% and 3.70% equity interests in our Company held by it to Zhuhai Kangpu and Shenzhen HEC Industrial at a consideration of RMB114.60 million and RMB666,355,486, respectively; Shenzhen HEC Industrial entered into an equity transfer agreement with CCB Financial Asset Investment Co., Ltd.* (建信金融資產投資有限公司) (“**CCB Investment**”), pursuant to which Shenzhen HEC Industrial shall transfer 1.00% equity interest in our Company held by it to CCB Investment at a consideration of RMB180 million; Yidu Anjierui entered into an equity transfer agreement with Shenzhen HEC Industrial, pursuant to which Yidu Anjierui shall transfer 1.87% equity interests in our Company held by it to Shenzhen HEC Industrial at a consideration of RMB335.88 million. For details of investments made by Zhuhai Kangpu and CCB Investment as our Pre-Listing Investors, please see “Pre-Listing Investment” in this section. On the same day, the general meeting of our Company resolved to approve the increase in the registered capital of our Company to RMB279,626,765 and the subscription of increased registered capital of RMB942,441 by Zhuhai Kangpu at a consideration of RMB76.40 million and increased registered capital of RMB1,480,275 by CCB Investment at a consideration of RMB120.00 million, respectively. As of February 15, 2022, our Company has received the total amount of such capital increases. The aforementioned considerations for the transfers of equity interest and the capital increases were determined among the parties following arm’s length negotiations with reference to the valuation of the entire shareholders’ interest of our Company as of June 30, 2020 made by the independent valuer. Our Company completed the registration with the local commerce department for such equity transfers and capital increases on December 13, 2021.

The following table sets forth the shareholding structure of our Company upon the completion of these equity transfers and capital increases:

Name of Shareholders	Registered capital held in our Company	Approximate percentage of shareholding in our Company
	(RMB’000)	(%)
Yichang HEC Research	95,262.196	34.09
HEC CJ Pharm	27,720.405	9.91
Yidu Shuaixinwei	19,736.692	7.06
Shenzhen HEC Industrial	19,021.098	6.80
Yidu Yingwenfang	7,401.371	2.65
Yidu Fangwenwen	7,401.371	2.65
Yidu Junjiafang	4,934.173	1.76
Pre-Listing Investors ^(Note)	98,149.500	35.08
Total	279,626.765	100

HISTORY, DEVELOPMENT AND CORPORATE STRUCTURE

Note:

There were 40 Pre-Listing Investors in total upon the completion of the equity transfers and capital increases in December 2021, with their names and approximate percentages of shareholding in our Company listed as follows: Dongyang Guangsheng (3.14%), Advanced Manufacturing (3.04%), Cinda Asset (2.36%), Xingsheng Dongyan (2.23%), Orient Asset (2.20%), Jiaxing Jiayu (2.03%), CCB Investment (1.52%), Yuan Zhimin (1.52%), Dongguan Science City (1.52%), Zhuhai Kangyang (1.52%), Gongqingcheng Jianyi (1.32%), Huzhou Rongrui (1.15%), Zhuhai Kangpu (0.97%), Wenzhou Zhenrui (0.85%), CICC SAIC (0.76%), Xinshi Xinxing (0.75%), Yidu Guotong (0.51%), Qianhai Xizheng (0.51%), Guanzhiguang (0.51%), Dongguan Kejin (0.51%), Dongguan Biotechnology (0.51%), Daxie Hansheng (0.51%), Shunyin Industry Financing (0.51%), Shenzhen Dicheng (0.49%), Qinzhi Kanghong (0.48%), Mige Investment (0.45%), Yuanshi No. 1 (0.35%), Xingsheng Guangchuang (0.30%), Wolun Jingfu (0.30%), Cuiheng New Era (0.28%), Wenzheng Changxing (0.27%), Xingxiang Jiecheng (0.25%), Changsheng Yingkang (0.25%), Yinyuan Power (0.25%), Guiyang Development Fund (0.25%), Jiehui Chuanglong (0.23%), Jiaxing Aomin (0.21%), Jiaxing Ximian (0.15%), Junyuan Tongchuang (0.10%) and Xinquanxin (0.01%),

Equity transfer in March 2022

On March 14, 2022, Yichang HEC Research entered into an equity transfer agreement with Shenzhen HEC Industrial, pursuant to which Yichang HEC Research shall transfer 0.77% equity interest in our Company held by it to Shenzhen HEC Industrial at a consideration of RMB2.160334 million; Shenzhen HEC Industrial entered into an equity transfer agreement with Guangdong HEC Technology, pursuant to which Shenzhen HEC Industrial shall transfer 7.58% equity interest in our Company held by it to Guangdong HEC Technology (2.48% of which shall be transferred at a consideration of RMB1³, representing registered capital of RMB6,930,101 and 5.10% of which shall be transferred at a consideration of RMB910,171,779).

For the aforesaid equity transfers, Yichang HEC Research transferred the 0.77% equity interest to Shenzhen HEC Industrial at a consideration equaling to the amount of the registered capital, and each of the parties to the equity transfer was a shareholding platform held by the beneficial controllers, while the consideration for the transfer of additional 5.10% equity interest by Shenzhen HEC Industrial to Guangdong HEC Technology was determined among the parties following arm's length negotiation with reference to the valuation of entire shareholders' interest of our Company as of July 31, 2021 made by the independent valuer. Our Company completed the registration with the local commerce department for such equity transfers on March 30, 2022. The following table sets forth the shareholding structure of our Company upon the completion of these equity transfers:

-
3. To protect the interests of Guangdong HEC Technology and its minority shareholders, Shenzhen HEC Industrial as the controlling shareholder of Guangdong HEC Technology undertook in 2021 that upon the completion of the relevant transactions involving the transfer of 51.41% equity interest in HEC CJ Pharm held by Guangdong HEC Technology to our Company, Shenzhen HEC Industrial shall transfer registered capital of RMB6,930,101 in our Company to Guangdong HEC Technology at nil consideration on its own or through a designated third party. Pursuant to the undertaking, Shenzhen HEC Industrial transferred the 2.48% equity interest in our Company held by its to Guangdong HEC Technology at a nominal price. For details of the transaction in relation to the acquisition of 51.41% equity interest in HEC CJ Pharm by our Group, please see "Acquisitions and Disposals during the Track Record Period" in this section.

HISTORY, DEVELOPMENT AND CORPORATE STRUCTURE

Name of Shareholders	Registered capital held in our Company	Approximate percentage of shareholding in our Company
	(RMB'000)	(%)
Yichang HEC Research	93,101.862	33.31
HEC CJ Pharm	27,720.405	9.91
Guangdong HEC Technology	21,181.432	7.58
Yidu Shuaixinwei	19,736.692	7.06
Yidu Yingwenfang	7,401.371	2.65
Yidu Fangwenwen	7,401.371	2.65
Yidu Junjiafang	4,934.173	1.76
Pre-Listing Investors ^(Note)	98,149.500	35.08
Total	279,626.765	100

Note:

There were 40 Pre-Listing Investors in total upon the completion of the equity transfers and capital increases in March 2022, with their names and approximate percentages of shareholding in our Company listed as follows: Dongyang Guangsheng (3.14%), Advanced Manufacturing (3.04%), Cinda Asset (2.36%), Xingsheng Dongyan (2.23%), Orient Asset (2.20%), Jiaying Jiayu (2.03%), CCB Investment (1.52%), Yuan Zhimin (1.52%), Dongguan Science City (1.52%), Zhuhai Kangyang (1.52%), Gongqingcheng Jianyi (1.32%), Huzhou Rongrui (1.15%), Zhuhai Kangpu (0.97%), Wenzhou Zhenrui (0.85%), CICC SAIC (0.76%), Xinshi Xinxing (0.75%), Yidu Guotong (0.51%), Qianhai Xizheng (0.51%), Guanzhiguang (0.51%), Dongguan Kejin (0.51%), Dongguan Biotechnology (0.51%), Daxie Hansheng (0.51%), Shunyin Industry Financing (0.51%), Shenzhen Dicheng (0.49%), Qinzhi Kanghong (0.48%), Mige Investment (0.45%), Yuanshi No. 1 (0.35%), Xingsheng Guangchuang (0.30%), Wolun Jingfu (0.30%), Cuiheng New Era (0.28%), Wenzheng Changxing (0.27%), Xingxiang Jiecheng (0.25%), Changsheng Yingkang (0.25%), Yinyuan Power (0.25%), Guiyang Development Fund (0.25%), Jiehui Chuanglong (0.23%), Jiaying Aomin (0.21%), Jiaying Ximian (0.15%), Junyuan Tongchuang (0.10%) and Xinquanxin (0.01%).

Equity transfer in June 2022

On April 13, 2022, Guangdong HEC Technology entered into an equity transfer agreement with Yichang HEC Research, pursuant to which Guangdong HEC Technology shall transfer 6.5505% equity interest in HEC CJ Pharm held by it to Yichang HEC Research at a consideration of RMB776,721,316. The parties agreed that the consideration payable by Yichang HEC Research to Guangdong HEC Technology shall be settled by Yichang HEC Research's transferring registered capital of RMB11,698,588 in our Company held by it at a consideration of RMB776,721,316. Pursuant to such agreement, Yichang HEC Research has transferred 4.18% equity interest in our Company to Guangdong HEC Technology. The consideration for the transfer of equity interest was determined among the parties following arm's length negotiation with reference to the valuation of the entire shareholders' interest of our Company as of October 31, 2021 made by the independent valuer. Our Company completed

HISTORY, DEVELOPMENT AND CORPORATE STRUCTURE

the registration with the local commerce department for such equity transfer on June 16, 2022. The following table sets forth the shareholding structure of our Company upon the completion of the equity transfer:

Name of Shareholders	Registered capital held in our Company	Approximate percentage of shareholding in our Company
	(RMB'000)	(%)
Yichang HEC Research	81,403.274	29.13
Guangdong HEC Technology	32,880.020	11.76
HEC CJ Pharm	27,720.405	9.91
Yidu Shuaixinwei	19,736.692	7.06
Yidu Yingwenfang	7,401.371	2.65
Yidu Fangwenwen	7,401.371	2.65
Yidu Junjiafang	4,934.173	1.76
Pre-Listing Investors ^(Note)	98,149.500	35.08
Total	279,626.765	100

Note:

There were 40 Pre-Listing Investors in total upon the completion of the equity transfer in June 2022, with their names and approximate percentages of shareholding in our Company listed as follows: Dongyang Guangsheng (3.14%), Advanced Manufacturing (3.04%), Cinda Asset (2.36%), Xingsheng Dongyan (2.23%), Orient Asset (2.20%), Jiaying Jiayu (2.03%), CCB Investment (1.52%), Yuan Zhimin (1.52%), Dongguan Science City (1.52%), Zhuhai Kangyang (1.52%), Gongqingcheng Jianyi (1.32%), Huzhou Rongrui (1.15%), Zhuhai Kangpu (0.97%), Wenzhou Zhenrui (0.85%), CICC SAIC (0.76%), Xinshi Xinxing (0.75%), Yidu Guotong (0.51%), Qianhai Xizheng (0.51%), Guanzhiguang (0.51%), Dongguan Kejin (0.51%), Dongguan Biotechnology (0.51%), Daxie Hansheng (0.51%), Shunyin Industry Financing (0.51%), Shenzhen Dicheng (0.49%), Qinzhi Kanghong (0.48%), Mige Investment (0.45%), Yuanshi No. 1 (0.35%), Xingsheng Guangchuang (0.30%), Wolun Jingfu (0.30%), Cuiheng New Era (0.28%), Wenzheng Changxing (0.27%), Xingxiang Jiecheng (0.25%), Changsheng Yingkang (0.25%), Yinyuan Power (0.25%), Guiyang Development Fund (0.25%), Jiehui Chuanglong (0.23%), Jiaying Aomin (0.21%), Jiaying Ximian (0.15%), Junyuan Tongchuang (0.10%) and Xinquanxin (0.01%).

Capital increases and equity transfer in March 2023 (introduction of Hangzhou Zhonghe as our Pre-Listing Investor)

On December 23, 2022, Hangzhou Zhonghe Guoxin No. 1 Equity Investment Fund Partnership (L.P.)* (杭州中合國信壹號股權投資基金合夥企業(有限合夥)) (“**Hangzhou Zhonghe**”) entered into a capital increase agreement with Yichang HEC Research, Shenzhen HEC Industrial, Ms. Guo, Mr. Zhang and our Company, pursuant to which the registered capital of our Company shall be increased to RMB279,986,799 and the increased registered capital of RMB360,034 shall be subscribed by Hangzhou Zhonghe at a consideration of RMB30.00 million. As of March 28, 2023, our Company has received the total amount of the capital increase. The consideration for such capital increase to the Company made by Hangzhou Zhonghe was determined among the parties following arm’s length negotiation with reference to the valuation of the entire shareholders’ interest of our Company as of October 31, 2022 made by the independent valuer. Our Company completed the registration with the local commerce department for such capital increase on March 22, 2023. For further details of the investment made by Hangzhou Zhonghe as our Pre-Listing Investor, please see “Pre-Listing Investment” in this section.

HISTORY, DEVELOPMENT AND CORPORATE STRUCTURE

Capital increase and equity transfer in March 2023

On March 28, 2023, HEC CJ Pharm, a subsidiary of our Company, entered into an equity transfer agreement with Shenzhen HEC Industrial, pursuant to which HEC CJ Pharm shall transfer 9.90% equity interest in our Company held by it to Shenzhen HEC Industrial at a consideration of RMB2,312,319,650 to resolve the issue of cross-shareholding.

On March 28, 2023, the registered capital of our Company increased to RMB290,176,716 and the increased registered capital was subscribed by Shenzhen HEC Industrial at a consideration of RMB850.00 million. Our Company completed the registration with the local commerce department for the equity transfer and the capital increase on March 28, 2023.

As of June 29, 2023, our Company has received the total amount of such capital increase. The aforementioned consideration for each of the transfer of equity interest and the capital increase was determined among the parties following arm's length negotiation with reference to the valuation of the entire shareholders' interest of our Company as of October 31, 2022 made by the independent valuer. The following table sets forth the shareholding structure of our Company upon the completion of the equity transfer and the capital increase:

Name of Shareholder	Registered capital held in our Company	Approximate percentage of shareholding in our Company
	(RMB'000)	(%)
Yichang HEC Research	81,403.274	28.05
Shenzhen HEC Industrial	37,910.322	13.06
Guangdong HEC Technology	32,880.020	11.33
Yidu Shuaixinwei	19,736.692	6.80
Yidu Yingwenfang	7,401.371	2.55
Yidu Fangwenwen	7,401.371	2.55
Yidu Junjiafang	4,934.173	1.70
Pre-Listing Investors ^(Note)	98,509.500	33.96
Total	290,176.716	100

Note:

There were 41 Pre-Listing Investors in total upon the completion of the capital increase in March 2023, with their names and approximate percentages of shareholding in our Company as follows: Dongyang Guangsheng (3.02%), Advanced Manufacturing (2.93%), Cinda Asset (2.28%), Xingsheng Dongyan (2.15%), Orient Asset (2.12%), Jiaying Jiayu (1.96%), CCB Investment (1.47%), Yuan Zhimin (1.47%), Dongguan Science City (1.47%), Zhuhai Kangyang (1.47%), Gongqingcheng Jianyi (1.27%), Huzhou Rongrui (1.11%), Zhuhai Kangpu (0.93%), Wenzhou Zhenrui (0.82%), CICC SAIC (0.73%), Xinshi Xinxing (0.72%), Yidu Guotong (0.49%), Qianhai Xizheng (0.49%), Guanzhiguang (0.49%), Dongguan Kejin (0.49%), Dongguan Biotechnology (0.49%), Daxie Hansheng (0.49%), Shunyin Industry Financing (0.49%), Shenzhen Dicheng (0.47%), Qinzhi Kanghong (0.46%), Mige Investment (0.44%), Yuanshi No. 1 (0.34%), Xingsheng Guangchuang (0.29%), Wolun Jingfu (0.29%), Cuiheng New Era (0.27%), Wenzheng Changxing (0.26%), Xingxiang Jiecheng (0.24%), Changsheng Yingkang (0.24%), Yinyuan Power (0.24%), Guiyang Development Fund (0.24%), Jiehui Chuanglong (0.22%), Jiaying Aomin (0.20%), Jiaying Ximian (0.15%), Hangzhou Zhonghe (0.12%), Junyuan Tongchuang (0.10%) and Xinquanxin (0.01%).

HISTORY, DEVELOPMENT AND CORPORATE STRUCTURE

Conversion into joint stock limited company

On June 19, 2023, all of the then Shareholders entered into a promoter's agreement, pursuant to which it was agreed that our Company shall be converted from a limited liability company to a joint stock limited company. Upon the completion of the conversion, our Company had a registered capital of RMB450 million divided into 450,000,000 Shares with a par value of RMB1.00 each, which shall be subscribed by all Shareholders in proportion to their shareholdings in our Company before the conversion. The conversion was completed on June 21, 2023, with the shareholding structure of our Company immediately upon the completion of the conversion as follows:

Name of Shareholders	Number of Shares	Percentage of shareholding
	('000)	(%)
Yichang HEC Research	126,238.500	28.05
Shenzhen HEC Industrial	58,790.537	13.06
Guangdong HEC Technology	50,989.649	11.33
Yidu Shuaixinwei	30,607.250	6.80
Yidu Yingwenfang	11,477.892	2.55
Yidu Fangwenwen	11,477.892	2.55
Yidu Junjiafang	7,651.813	1.70
Pre-Listing Investors ^(Note)	152,766.500	33.96
Total	450,000.000	100

Note:

There were 41 Pre-Listing Investors in total, with their names and approximate percentages of shareholding in our Company listed as follows: Dongyang Guangsheng (3.02%), Advanced Manufacturing (2.93%), Cinda Asset (2.28%), Xingsheng Dongyan (2.15%), Orient Asset (2.12%), Jiaying Jiayu (1.96%), CCB Investment (1.47%), Yuan Zhimin (1.47%), Dongguan Science City (1.47%), Zhuhai Kangyang (1.47%), Gongqingcheng Jianyi (1.27%), Huzhou Rongrui (1.11%), Zhuhai Kangpu (0.93%), Wenzhou Zhenrui (0.82%), CICC SAIC (0.73%), Xinshi Xinxing (0.72%), Yidu Guotong (0.49%), Qianhai Xizheng (0.49%), Guanzhiguang (0.49%), Dongguan Kejin (0.49%), Dongguan Biotechnology (0.49%), Daxie Hansheng (0.49%), Shunyin Industry Financing (0.49%), Shenzhen Dicheng (0.47%), Qinzhi Kanghong (0.46%), Mige Investment (0.44%), Yuanshi No. 1 (0.34%), Xingsheng Guangchuang (0.29%), Wolun Jingfu (0.29%), Cuiheng New Era (0.27%), Wenzheng Changxing (0.26%), Xingxiang Jiecheng (0.24%), Changsheng Yingkang (0.24%), Yinyuan Power (0.24%), Guiyang Development Fund (0.24%), Jiehui Chuanglong (0.22%), Jiaying Aomin (0.20%), Jiaying Ximian (0.15%), Hangzhou Zhonghe (0.12%), Junyuan Tongchuang (0.10%) and Xinquanxin (0.01%).

HISTORY, DEVELOPMENT AND CORPORATE STRUCTURE

Capital increase in June 2023

On June 25, 2023, the general meeting of our Company resolved to approve the increase of registered capital of our Company to RMB463,943,215 and the subscription of increased registered capital of RMB13,943,215 by Shenzhen HEC Industrial at a consideration of RMB750 million. The consideration for such capital increase was determined among the parties following arm's length negotiation with reference to the valuation of the entire shareholders' interest of our Company as of October 31, 2022 made by the independent valuer. As of June 29, 2023, our Company has received the total amount of such capital increase. Our Company has completed the registration with the local commerce department for such capital increase on June 28, 2023. The following table sets forth the shareholding structure of our Company upon the completion of the capital increase:

Name of Shareholders	Number of Shares	Percentage of shareholding
	('000)	(%)
Yichang HEC Research	126,238.500	27.21
Shenzhen HEC Industrial	72,733.752	15.68
Guangdong HEC Technology	50,989.649	10.99
Yidu Shuaixinwei	30,607.250	6.60
Yidu Yingwenfang	11,477.892	2.47
Yidu Fangwenwen	11,477.892	2.47
Yidu Junjiafang	7,651.813	1.65
Pre-Listing Investors ^(Note)	152,766.500	32.93
Total	463,943.215	100

Note:

There were 41 Pre-Listing Investors in total, with their names and approximate percentages of shareholding in our Company listed as follows: Dongyang Guangsheng (2.93%), Advanced Manufacturing (2.85%), Cinda Asset (2.21%), Xingsheng Dongyan (2.09%), Orient Asset (2.06%), Jiaying Jiayu (1.90%), CCB Investment (1.42%), Yuan Zhimin (1.42%), Dongguan Science City (1.42%), Zhuhai Kangyang (1.42%), Gongqingcheng Jianyi (1.23%), Huzhou Rongrui (1.08%), Zhuhai Kangpu (0.91%), Wenzhou Zhenrui (0.80%), CICC SAIC (0.71%), Xinshi Xinxing (0.70%), Yidu Guotong (0.47%), Qianhai Xizheng (0.47%), Guanzhiguang (0.47%), Dongguan Kejin (0.47%), Dongguan Biotechnology (0.47%), Daxie Hansheng (0.47%), Shunyin Industry Financing (0.47%), Shenzhen Dicheng (0.46%), Qinzhi Kanghong (0.45%), Mige Investment (0.42%), Yuanshi No. 1 (0.33%), Xingsheng Guangchuang (0.28%), Wolun Jingfu (0.28%), Cuiheng New Era (0.26%), Wenzheng Changxing (0.26%), Xingxiang Jiecheng (0.24%), Changsheng Yingkang (0.24%), Yinyuan Power (0.24%), Guiyang Development Fund (0.24%), Jiehui Chuanglong (0.22%), Jiaying Aomin (0.20%), Jiaying Ximian (0.14%), Hangzhou Zhonghe (0.12%), Junyuan Tongchuang (0.09%) and Xinquanxin (0.01%).

HISTORY, DEVELOPMENT AND CORPORATE STRUCTURE

PRE-LISTING INVESTMENT

1. Overview

	Pre-Listing Investors	Date of capital increase/equity transfer agreement	Subscription amount of registered capital	Consideration	Date of completion of payment of consideration	Number of Shares as of the Latest Practicable Date	Average cost per Share ⁽¹⁾	Interests held in our Company immediately before the completion of the Introduction and the Privatization	Interests held in our Company immediately after the completion of the Introduction and the Privatization ⁽²⁾	Discount to the estimated value of the H Shares ⁽³⁾
							(RMB)			
1. . . .	Xingsheng Dongyan	June 23, 2020	RMB6,241,823	RMB440.00 million	June 24, 2020	9,679,689	45.46	2.09%	1.68%	31.59%
2. . . .	Xingsheng Guangchuan	June 23, 2020	RMB851,158	RMB60.00 million	June 24, 2020	1,319,958	45.46	0.28%	0.23%	31.59%
3. . . .	Shenzhen Dicheng	June 23, 2020	RMB1,361,853	RMB96.00 million	June 24, 2020	2,111,933	45.46	0.46%	0.37%	31.59%
4. . . .	Dongyang Guangsheng	December 25, 2020	RMB8,766,924	RMB618.00 million	December 25, 2020	13,595,563	45.46	2.93%	2.36%	31.59%
5. . . .	Advanced Manufacturing	December 25, 2020	RMB8,511,576	RMB600.00 million	February 2, 2021	13,199,575	45.46	2.85%	2.29%	31.59%
6. . . .	Xinquanxin	January 27, 2021	RMB38,302	RMB2.70 million	February 8, 2021	59,398	45.46	0.01%	0.01%	31.59%
7. . . .	Qinzhi Kanghong	January 27, 2021	RMB1,347,667	RMB95.00 million	February 14, 2022	2,089,934	45.46	0.45%	0.36%	31.59%

HISTORY, DEVELOPMENT AND CORPORATE STRUCTURE

	Pre-Listing Investors	Date of capital increase/equity transfer agreement	Subscription amount of registered capital	Consideration	Date of completion of payment of consideration	Number of Shares as of the Latest Practicable Date	Average cost per Share ⁽¹⁾	Interests held in our Company immediately before the completion of the Introduction and the Privatization	Interests held in our Company immediately after the completion of the Introduction and the Privatization ⁽²⁾	Discount to the estimated value of the H Shares ⁽³⁾
							(RMB)			
8. . . .	Gongqingcheng Jianyi	January 27, 2021	RMB3,688,350	RMB260.00 million	August 31, 2021	5,719,816	45.46	1.23%	0.99%	31.59%
9. . . .	Mige Investment	January 27, 2021	RMB1,262,551	RMB89.00 million	May 12, 2021	1,957,938	45.46	0.42%	0.34%	31.59%
10. . .	Jiaxing Ximian	January 27, 2021	RMB425,578	RMB30.00 million	September 2, 2021	659,978	45.46	0.14%	0.11%	31.59%
11. . .	Cuiheng New Era	January 27, 2021	RMB780,228	RMB55.00 million	May 8, 2021	1,209,961	45.46	0.26%	0.21%	31.59%
12. . .	Cinda Asset	May 14, 2021	RMB6,602,640	RMB428.20 million	April 23, 2021	10,239,236	41.82	2.21%	1.78%	37.07%
13. . .	Orient Asset	May 14, 2021	RMB6,153,007	RMB498.80 million	April 16, 2021	9,541,955	52.27	2.06%	1.65%	21.34%
14. . .	Zhuhai Kangyang	July 15, 2021	RMB4,255,788	RMB300.00 million	April 14, 2021	6,599,787	45.46	1.42%	1.14%	31.59%
15. . .	Jiaxing Jiayu	July 15, 2021	RMB5,674,385	RMB400.00 million	April 9, 2021	8,799,718	45.46	1.90%	1.53%	31.59%
16. . .	Guanzhiguang	July 15, 2021	RMB1,418,596	RMB100.00 million	May 25, 2021	2,199,929	45.46	0.47%	0.38%	31.59%

HISTORY, DEVELOPMENT AND CORPORATE STRUCTURE

	Pre-Listing Investors	Date of capital increase/equity transfer agreement	Subscription amount of registered capital	Consideration	Date of completion of payment of consideration	Number of Shares as of the Latest Practicable Date	Average cost per Share ⁽¹⁾	Interests held in our Company immediately before the completion of the Introduction and the Privatization	Interests held in our Company immediately after the completion of the Introduction and the Privatization ⁽²⁾	Discount to the estimated value of the H Shares ⁽³⁾
								Introduction and the Privatization	Introduction and the Privatization ⁽²⁾	
(RMB)										
17. . .	Xinshi Xinxing	July 15, 2021	RMB2,099,523	RMB148.00 million	June 2, 2021	3,255,896	45.46	0.70%	0.56%	31.59%
18. . .	Jiaxing Aomin	July 15, 2021	RMB587,299	RMB41.40 million	June 11, 2021	910,771	45.46	0.20%	0.16%	31.59%
19. . .	Junyuan Tongchuang	July 15, 2021	RMB283,719	RMB20.00 million	April 15, 2021	439,986	45.46	0.09%	0.08%	31.59%
20. . .	Huzhou Rongrui	July 15, 2021	RMB3,220,213	RMB227.00 million	April 16, 2021	4,993,839	45.46	1.08%	0.87%	31.59%
21. . .	Yuan Zhimin	July 15, 2021	RMB4,255,788	RMB300.00 million	February 26, 2021	6,599,787	45.46	1.42%	1.14%	31.59%
22. . .	Yuanshi No. 1	July 15, 2021	RMB975,994	RMB68.80 million	April 27, 2021	1,513,551	45.46	0.33%	0.26%	31.59%
23. . .	Wolun Jingfu	July 15, 2021	RMB851,158	RMB60.00 million	January 6, 2021	1,319,958	45.46	0.28%	0.23%	31.59%
24. . .	Xingxiang Jiecheng	July 15, 2021	RMB709,298	RMB50.00 million	March 19, 2021	1,099,965	45.46	0.24%	0.19%	31.59%
25. . .	Jiehui Chuanglong	July 15, 2021	RMB645,461	RMB45.50 million	March 16, 2021	1,000,967	45.46	0.22%	0.17%	31.59%

HISTORY, DEVELOPMENT AND CORPORATE STRUCTURE

	Pre-Listing Investors	Date of capital increase/equity transfer agreement	Subscription amount of registered capital	Consideration	Date of completion of payment of consideration	Number of Shares as of the Latest Practicable Date	Average cost per Share ⁽¹⁾	Interests held in our Company immediately before the completion of the	Interests held in our Company immediately after the completion of the	Discount to the estimated value of the H Shares ⁽³⁾
								Introduction and the Privatization	Introduction and the Privatization ⁽²⁾	
26. . .	Wenzhou Zhenrui	July 15, 2021	RMB2,387,497	RMB168.30 million	March 25, 2021	3,702,481	45.46	0.80%	0.64%	31.59%
27. . .	Changsheng Yingkang	July 15, 2021	RMB709,298	RMB50.00 million	April 15, 2021	1,099,965	45.46	0.24%	0.19%	31.59%
28. . .	Dongguan Kejin	July 15, 2021	RMB1,418,596	RMB100.00 million	April 20, 2021	2,199,929	45.46	0.47%	0.38%	31.59%
29. . .	Dongguan Biotechnology	July 15, 2021	RMB1,418,596	RMB100.00 million	April 22, 2021	2,199,929	45.46	0.47%	0.38%	31.59%
30. . .	Dongguan Science City	July 15, 2021	RMB4,255,788	RMB300.00 million	April 23, 2021	6,599,787	45.46	1.42%	1.14%	31.59%
31. . .	Yinyuan Power	July 15, 2021	RMB709,298	RMB50.00 million	April 26, 2021	1,099,965	45.46	0.24%	0.19%	31.59%
32. . .	Daxie Hansheng	July 15, 2021	RMB1,418,596	RMB100.00 million	May 11, 2021	2,199,929	45.46	0.47%	0.38%	31.59%
33. . .	Shunyin Industry Financing	July 15, 2021	RMB1,418,596	RMB100.00 million	May 19, 2021	2,199,929	45.46	0.47%	0.38%	31.59%
34. . .	Wenzheng Changxing	July 15, 2021	RMB764,623	RMB53.90 million	May 13, 2021	1,185,761	45.46	0.26%	0.21%	31.59%

HISTORY, DEVELOPMENT AND CORPORATE STRUCTURE

	Pre-Listing Investors	Date of capital increase/equity transfer agreement	Subscription amount of registered capital	Consideration	Date of completion of payment of consideration	Number of Shares as of the Latest Practicable Date	Average cost	Interests	Interests	Discount to the estimated value of the H Shares ⁽³⁾
							per Share ⁽¹⁾	held in our Company immediately before the completion of the Introduction and the Privatization	held in our Company immediately after the completion of the Introduction and the Privatization ⁽²⁾	
								(RMB)		
35. . .	Guiyang Development Fund	July 15, 2021	RMB709,298	RMB50.00 million	May 25, 2021	1,099,965	45.46	0.24%	0.19%	31.59%
36. . .	Yidu Guotong	July 26, 2021	RMB1,418,596	RMB100.00 million	March 5, 2021	2,199,929	45.46	0.47%	0.38%	31.59%
37. . .	Qianhai Xizheng	July 26, 2021	RMB1,418,596	RMB100.00 million	July 5, 2021	2,199,929	45.46	0.47%	0.38%	31.59%
38. . .	CICC SAIC	July 26, 2021	RMB2,127,894	RMB150.00 million	June 29, 2021	3,299,894	45.46	0.71%	0.57%	31.59%
39. . .	Zhuhai Kangpu	December 10, 2021	RMB2,709,518	RMB191.00 million	December 16, 2021	4,201,864	45.46	0.91%	0.73%	31.59%
40. . .	CCB Investment	December 10, 2021	RMB4,255,790	RMB300.00 million	December 9, 2021	6,599,790	45.46	1.42%	1.14%	31.59%
41. . .	Hangzhou Zhonghe	December 23, 2022	RMB360,034	RMB30.00 million	March 28, 2023	558,333	53.73	0.12%	0.10%	19.14%

Notes:

1. The average cost per Share paid by the Pre-Listing Investors is calculated based on the investment amounts made by these investors divided by the number of Shares they actually hold as of the Latest Practicable Date.
2. The interests held by the Pre-Listing Investors in this column was calculated based on the number of Shares held by the Pre-Listing Investors as of the Latest Practicable Date, divided by the number of Shares in issue immediately after the completion of the Introduction and the Privatization.
3. The estimated value of the H Shares was approximately RMB66.45 as concluded in the valuation report appended to the 3.5 Announcement.

HISTORY, DEVELOPMENT AND CORPORATE STRUCTURE

2. Key terms of the Pre-Listing Investment

Use of Proceeds from the Pre-Listing Investment	<p>All the proceeds from the Pre-Listing Investment shall be used for expansion and operation of our business, including commencement of our medicine R&D operation and replenishment of working capital.</p> <p>As of the Latest Practicable Date, the proceeds from the Pre-Listing Investment had been fully utilized.</p>
Strategic benefit brought to our Group by the Pre-Listing Investment	<p>At the time of Pre-Listing Investment, the Directors believed that our Company will benefit from the additional capital brought by the investment made by the Pre-Listing Investors and their knowledge and experience.</p>
Basis of determination of paid consideration	<p>The considerations were determined after arm's length negotiation between the parties with reference to the status and prospects of our business development, the pre-investment valuation of our Company and/or the valuation of the entire shareholders' interest of our Company made by the independent valuers. Please refer to "Major changes in shareholding and corporate form of our Company" in this section for further details.</p>
Lock-up period	<p>Pursuant to applicable PRC laws and regulations, within one year following the Listing Date, the Pre-Listing Investors shall not dispose of any Shares held by them.</p>

3. Special rights granted to the Pre-Listing Investors

According to the shareholder agreement entered into among our then Shareholders on December 10, 2021 (the "**2021 Shareholder Agreement**"), the Pre-Listing Investors (except for Hangzhou Zhonghe) are entitled to certain special rights, including rights of first refusal for additional registered capital, transfer restrictions, pre-emptive rights, co-sale rights, liquidation preferences, anti-dilution rights, redemption rights, drag-along rights, right to be informed and other corporate governance rights. Under the 2021 Shareholder Agreement, the Pre-Listing Investors may exercise their redemption rights against our Company, Dongguan HEC Pharmaceutical, Dongguan HEC Generic Drug, Dongguan HEC Biopharmaceutical, Dongguan HEC Medicine, US HEC, Germany HEC and Hong Kong HEC (collectively, our "**Important Subsidiaries**"), Ms. Guo and Mr. Zhang (collectively, our "**Actual Controllers**") and Yichang HEC Research, Shenzhen HEC Industrial, Yidu Shuaixinwei, Yidu Junjiafang, Yidu Yingwenfang and Yidu Fangwenwen (collectively, our "**Founding Shareholders**").

HISTORY, DEVELOPMENT AND CORPORATE STRUCTURE

In March 2022, in preparation of the conversion of our Company into a joint stock limited company, each of the Pre-Listing Investors (except for Hangzhou Zhonghe, which only invested in our Company in December 2022) provided a confirmation in writing to our Company and our Important Subsidiaries, pursuant to which the Pre-Listing Investors confirmed that they had waived their redemption rights under the 2021 Shareholder Agreement against our Company and the Important Subsidiaries, which had no redemption obligation ab initio. On March 14, 2022, our Company held a Shareholders' meeting, at which all the then Shareholders (including all Pre-Listing Investors save for Hangzhou Zhonghe) unanimously passed a resolution to reaffirm their agreement to this waiver. On December 23, 2022, Hangzhou Zhonghe entered into a joining agreement pursuant to the 2021 Shareholder Agreement (including its subsequent amendments), under which Hangzhou Zhonghe became entitled to all the special rights granted to the Pre-Listing Investors under the 2021 Shareholder Agreement, except for the redemption rights against our Company and the Important Subsidiaries.

On December 11, 2024, our Company, our Actual Controllers, our Important Subsidiaries, and all existing Shareholders jointly entered into a supplemental agreement (the **"Supplemental Shareholder Agreement"**) pursuant to which the Pre-Listing Investors agreed that the redemption rights against our Actual Controllers and our Founding Shareholders shall be automatically terminated upon the first submission of the listing application. Upon the earlier of (i) our Company voluntarily withdraws its listing application; or (ii) our Company's listing application being rejected or returned by the relevant stock exchange, the redemption rights so terminated will be reinstated and restated from the day following such withdrawal, rejection or return of the listing application. Except for the redemption rights, all other special rights of the Pre-Listing Investors will be automatically terminated pursuant to the Supplemental Shareholder Agreement immediately upon the completion of a qualified listing of our Company (which includes the Listing).

Our PRC Legal Advisor is of the view that the redemption rights granted to the Pre-Listing Investors under the 2021 Shareholder Agreement had been fully terminated on December 11, 2024 based on the following grounds: (a) the redemption rights against our Company and the Important Subsidiaries were effectively terminated in March 2022 by the written confirmations provided by the Pre-Listing Investors and the unanimous resolution passed at the Shareholders' meeting held on March 14, 2022, pursuant to which all the Pre-Listing Investors (except for Hangzhou Zhonghe) agreed to waive their redemption rights under the 2021 Shareholder Agreement against our Company and the Important Subsidiaries; (b) all the Pre-Listing Investors entered into the Supplemental Shareholder Agreement, explicitly agreeing to terminate the redemption rights against our Actual Controllers and our Founding Shareholders as of the date our Company submitted the first listing application; (c) according to the provisions of the Supplemental Shareholder Agreement, it became valid and effective upon execution by all parties involved; and (d) all the Pre-Listing Investors duly signed the Supplemental Shareholder Agreement. Since the confirmations issued in March 2022 and the Supplemental Shareholder Agreement pertain to the termination of redemption rights against distinct parties, there is no conflict between the two.

4. Compliance with the guideline regarding Pre-Listing Investments

As the Listing will be more than 120 clear days after the completion of the Pre-Listing Investments; and the special rights granted to the Pre-Listing Investors, as disclosed in the above paragraph headed “3. Special rights granted to Pre-Listing Investors” shall cease to be effective and be discontinued upon the Listing (save for the redemption rights which shall be automatically terminated upon the first submission of the listing application as described above), the Sole Sponsor confirms that the Pre-Listing Investments complies with the relevant requirements under Chapter 4.2 of the Guide for New Listing Applicants.

5. Information about the Pre-Listing Investors

The background of our Pre-Listing Investors is set out below:

1. Dongyang Guangsheng is a limited liability partnership established under the PRC laws and is principally engaged in corporate management business, the general partner of which is Dongyang Xiaoka Investment Management Co., Ltd.* (東陽小咖投資管理有限公司). Dongyang Xiaoka Investment Management Co., Ltd. is a company established under the PRC laws with limited liability and is ultimately controlled by Zhang Yanyang (張艷陽). As of the Latest Practicable Date, Dongyang State Owned Assets Investment. Co., Ltd.* (東陽市國有資產投資有限公司), the limited partner of Dongyang Guangsheng, held 99.9% interests of Dongyang Guangsheng. Dongyang State Owned Assets Investment. Co., Ltd. is a company established under the PRC laws with limited liability, which is ultimately controlled by Office of Dongyang State-owned Assets Supervision and Administration* (東陽市國有資產監督管理辦公室). As of the Latest Practicable Date, Dongyang Guangsheng directly held 2.93% of our total issued Shares. To the knowledge of our Directors, Dongyang Guangsheng is an Independent Third Party.
2. Advanced Manufacturing is a limited partnership established under the laws of the PRC and is principally engaged in equity investment, the general partner of which is Guangdong Advanced Manufacturing Industry Investment Private Equity Fund Management Co., Ltd.* (廣東先進製造產業投資私募基金管理有限公司). Guangdong Advanced Manufacturing Industry Investment Private Equity Fund Management Co., Ltd. is a company established under the laws of the PRC with limited liability and is ultimately controlled by the State-owned Assets Supervision and Administration Commission of Guangdong Province* (廣東省國有資產監督管理委員會). As of the Latest Practicable Date, Guangdong Hengjian Investment Holdings Co., Ltd.* (廣東恆健投資控股有限公司), the limited partner of Advanced Manufacturing, held 99.99% interest in Advanced Manufacturing. Guangdong Hengjian Investment Holdings Co., Ltd. is a company established under the laws of the PRC with limited liability and is wholly owned by the State-owned Assets Supervision and Administration Commission of Guangdong Province. As of the Latest Practicable Date, Advanced Manufacturing directly held approximately 2.85% of our total issued Shares. To the knowledge of our Directors, Advanced Manufacturing is an Independent Third Party.

HISTORY, DEVELOPMENT AND CORPORATE STRUCTURE

3. Cinda Asset is a joint stock limited company established under the laws of the PRC and is principally engaged in distressed asset management and financial services, the shares of which are listed on the Stock Exchange (stock code: 01359) and are ultimately controlled by Ministry of Finance. As of the Latest Practicable Date, Cinda Asset directly held approximately 2.21% of our total issued Shares. To the knowledge of our Directors, Cinda Asset is an Independent Third Party.
4. Xingsheng Dongyan is a limited partnership established under the laws of the PRC and is principally engaged in equity investment and merger and acquisition activities. Ningbo Meishan Free Trade Zone Yuansheng Investment Management Co., Ltd.* (寧波梅山保稅區遠晟投資管理有限公司) is a company established under the laws of the PRC with limited liability and is the general partner of Xingsheng Dongyan. Ningbo Meishan Free Trade Zone Yuansheng Investment Management Co., Ltd. is ultimately controlled by Industrial Bank Co., Ltd.* (興業銀行股份有限公司) (“**Industrial Bank**”) through Industrial Guoxin Asset Management Co., Ltd.* (興業國信資產管理有限公司) (“**Industrial Guoxin Asset Management**”). The shares of Industrial Bank are listed on the Shanghai Stock Exchange (stock code: 601166) and the Finance Department of Fujian Province is its single largest shareholder. As of the Latest Practicable Date, Industrial Guoxin Asset Management, the limited partner of Xingsheng Dongyan, held approximately 99.99% interest in Xingsheng Dongyan. As of the Latest Practicable Date, Xingsheng Dongyan directly held approximately 2.09% of our total issued Shares. To the knowledge of our Directors, Xingsheng Dongyan is an Independent Third Party.
5. Orient Asset is a joint stock limited company established under the laws of the PRC and is principally engaged in the financial asset management, whose approximately 71.55% equity interest is held and controlled by the Ministry of Finance. The equity interest of Orient Asset is held respectively as to 16.39% by the National Council for Social Security Fund of the PRC* (全國社會保障基金理事會), as to 5.64% by China Telecommunications Corporation* (中國電信集團有限公司), which is wholly owned by the SASAC, as to 4.40% by China Reform Capital Corporation Ltd.* (國新資本有限公司) and as to 2.02% by Shanghai Electric Group Company Limited* (上海電氣集團股份有限公司) (its shares are listed on the Shenzhen Stock Exchange (stock code: 601727) and the Stock Exchange (stock code: 02727) and ultimately controlled by the Shanghai State-owned Assets Supervision and Administration Commission). As of the Latest Practicable Date, Orient Asset directly held approximately 2.06% of our total issued Shares. To the knowledge of our Directors, Orient Asset is an Independent Third Party.

HISTORY, DEVELOPMENT AND CORPORATE STRUCTURE

6. Jiaxing Jiayu Equity Investment Partnership (L.P.)* (嘉興嘉鈺股權投資合夥企業(有限合伙)) (“**Jiaxing Jiayu**”) is a limited partnership established under the laws of the PRC and is principally engaged in equity investments and mergers and acquisitions. Hangzhou Luohua Private Equity Fund Management Co., Ltd. (杭州灝華私募基金管理有限公司) is a company established under the PRC laws with limited liability and is the general partner of Jiaxing Jiayu, ultimately controlled by Chen Kun (陳堃), who is an Independent Third Party.

As of the Latest Practicable Date, Jiaxing Jiayu had a total of six limited partners, all were Independent Third Parties. Among them, Fu Xuan (付璿) held approximately 42.64% interests in Jiaxing Jiayu and the other five limited partners held an aggregate of approximately 57.11% interests in Jiaxing Jiayu. To the best of our Directors’ knowledge, information and belief, the limited partners of Jiaxing Jiayu are independent of each other. As of the Latest Practicable Date, Jiaxing Jiayu directly held approximately 1.90% of our total issued Shares. To the knowledge of our Directors, Jiaxing Jiayu is an Independent Third Party.

7. CCB Investment is a company established under the laws of the PRC with limited liability and is principally engaged in convertible bond and related business in China. CCB Investment is wholly-owned by China Construction Bank Corporation* (中國建設銀行股份有限公司) (“**CCB**”), the shares of which are listed on the Stock Exchange (stock code: 939) and the Shanghai Stock Exchange (stock code: 601939). As of the Latest Practicable Date, CCB Investment directly held approximately 1.42% of our total issued Shares. To the knowledge of our Directors, CCB Investment is an Independent Third Party.
8. Zhuhai Kangyang Management Consulting Partnership (L.P.)* (珠海康陽管理諮詢合夥企業(有限合伙)) (“**Zhuhai Kangyang**”) is a limited partnership established under the laws of the PRC and is principally engaged in investment and management consulting. The general partner of Zhuhai Kangyang is Shenzhen Jingchuang Zhizao Enterprise Management Partnership (L.P.)* (深圳精創智造企業管理合夥企業(有限合伙)) (“**Shenzhen Zhizao**”). Shenzhen Zhizao is a limited partnership established under the laws of the PRC and is ultimately jointly controlled by Li Jianguang (李建光), Niu Kuiguang (牛奎光) and Wang Jingbo (王靜波), who are all Independent Third Parties.

As of the Latest Practicable Date, Zhuhai Kangyang had one limited partner, namely Shenzhen Harmony Growth Phase III Technology Development Equity Investment Fund Partnership L.P.* (深圳和諧成長三期科技發展股權投資基金合夥企業(有限合伙)) (“**Harmony Growth**”), holding approximately 99.99% of the partnership share in Zhuhai Kangyang. Harmony Growth is a limited partnership established under the laws of the PRC, the general partner of which is Shenzhen Zhizao.

As of the Latest Practicable Date, Zhuhai Kangyang directly held approximately 1.42% of our total issued Shares. To the knowledge of our Directors, Zhuhai Kangyang is an Independent Third Party.

HISTORY, DEVELOPMENT AND CORPORATE STRUCTURE

9. Yuan Zhimin (袁志敏) is a PRC natural person who directly held approximately 1.42% of our total issued Shares as of the Latest Practicable Date. To the knowledge of our Directors, Yuan Zhimin is an Independent Third Party.
10. Dongguan Songshan Lake Science City Investment Co., Ltd.* (東莞松山湖科學城投資有限公司) (“**Dongguan Science City**”) is a company established under the laws of the PRC with limited liability, and is principally engaged in investment and management. It is indirectly wholly-owned by the Dongguan Municipal Government through the Management Committee of Dongguan Songshan Lake High-tech Industrial Development Zone* (東莞松山湖高新技術產業開發區管理委員會). As of the Latest Practicable Date, Dongguan Science City directly held approximately 1.42% of our total issued Shares. To the knowledge of our Directors, Dongguan Science City is an Independent Third Party.
11. Gongqingcheng Jianyi is a limited partnership established under the laws of the PRC and is principally engaged in equity investment. Qiu Jun (邱俊), an Independent Third Party, is the general partner of Gongqingcheng Jianyi. As of the Latest Practicable Date, Gongqingcheng Jianyi had a total of four limited partners, all were Independent Third Parties. Among them, Huitianze Investment Co., Ltd.* (匯天澤投資有限公司) (ultimately controlled by Dong Zhengqing (董正青), an Independent Third Party) held approximately 86.26% interests in Gongqingcheng Jianyi and the other three limited partners held an aggregate of approximately 10.54% interests in Gongqingcheng Jianyi. To the best of our Directors’ knowledge, information and belief, the limited partners of Gongqingcheng Jianyi are independent of each other. As of the Latest Practicable Date, Gongqingcheng Jianyi directly held approximately 1.23% of our total issued Shares. To the knowledge of our Directors, Gongqingcheng Jianyi is an Independent Third Party.
12. Huzhou Rongrui Equity Investment Partnership (L.P.)* (湖州融睿股權投資合夥企業(有限合夥)) (“**Huzhou Rongrui**”) is a limited partnership established under the laws of the PRC and is principally engaged in equity investment, the general partner of which is Ruyuan Shancheng Shuidu Woodwork Co., Ltd.* (乳源山城水都木製品有限公司) (“**Shancheng Shuidu**”). Shancheng Shuidu is a company established under the laws of the PRC with limited liability, in which Shenzhen Shibi’an Investment Co., Ltd.* (深圳事必安投資有限公司) (“**Shenzhen Shibi’an**”) held 85.25% equity interests. Shenzhen Shibi’an is in turn owned as to 67.86% and 32.14% by Yuan Lingbin (袁靈斌) and Li Xiaohong (厲小紅), each being an Independent Third Party. As of the Latest Practicable Date, Huzhou Rongrui had one limited partner, namely, Shenzhen Shibi’an, holding 99.58% interest in Huzhou Rongrui.

As of the Latest Practicable Date, Huzhou Rongrui directly held approximately 1.08% of our total issued Shares. To the knowledge of our Directors, Huzhou Rongrui is an Independent Third Party.

HISTORY, DEVELOPMENT AND CORPORATE STRUCTURE

13. Zhuhai Kangpu is a limited partnership established under the laws of the PRC and is principally engaged in equity investment and management through private equity funds, the general partner of which is Zhuhai Maijike Investment Management Co., Ltd.* (珠海邁吉刻投資管理有限公司) (“**Zhuhai Maiji**”). Zhuhai Maiji is a company established under the laws of the PRC with limited liability and is ultimately indirectly held as to approximately 34%, 32.7% and 33.3% equity interests by Niu Kuiguang (牛奎光), Wang Jingbo (王靜波) and Lin Dongliang (林棟樑), respectively, each being an Independent Third Party. As of the Latest Practicable Date, Zhuhai Kangpu had six limited partners, all were Independent Third Parties, and no limited partner held more than 30% interests in Zhuhai Kangpu. To the best of our Directors’ knowledge, information and belief, the limited partners of Zhuhai Kangpu are independent of each other. As of the Latest Practicable Date, Zhuhai Kangpu directly held approximately 0.91% of our total issued Shares. To the knowledge of our Directors, Zhuhai Kangpu is an Independent Third Party.
14. Wenzhou Zhenrui Equity Investment Partnership (L.P.)* (溫州臻瑞股權投資合夥企業(有限合夥)) (“**Wenzhou Zhenrui**”) is a limited partnership established under the laws of the PRC and is principally engaged in equity investment and management, the general partner of which is Shanghai Yijia Private Equity Management Co., Ltd.* (上海億嘉私募基金管理有限公司) (“**Shanghai Yijia**”). Shanghai Yijia is a company established under the laws of the PRC with limited liability and is held as to 68%, 15%, 8%, 6% and 3% equity interests by Lin Gongyi (林公義), Wu Bing (吳兵), Teng Jing (滕靜), Xu Gongbo (徐恭波) and Dai Zhiye (戴智業), respectively. As of the Latest Practicable Date, Wenzhou Zhenrui had a total of ten limited partners, all were Independent Third Parties, and no limited partner held more than 30% interests in Wenzhou Zhenrui. To the best of our Directors’ knowledge, information and belief, the limited partners of Wenzhou Zhenrui are independent of each other. As of the Latest Practicable Date, Wenzhou Zhenrui directly held approximately 0.80% of our total issued Shares. To the knowledge of our Directors, Wenzhou Zhenrui is an Independent Third Party.
15. CICC SAIC is a limited partnership established under the laws of the PRC and is principally engaged in equity investment and management, the general partners of which are CICC Capital Management Co., Ltd.* (中金資本運營有限公司) (“**CICC Capital**”) and Shanghai SAIC Hengxu Investment Management Co., Ltd.* (上海上汽恒旭投資管理有限公司) (“**SAIC Hengxu**”). CICC Capital is a company established under the laws of the PRC with limited liability and wholly-owned by China International Capital Corporation Limited* (中國國際金融股份有限公司) (its shares are listed on Shanghai Stock Exchange (stock code: 601995) and the Stock Exchange (stock code: 03908)). SAIC Hengxu is a company established under the laws of the PRC with limited liability and is ultimately controlled by Lu Yongtao (陸永濤), who is an Independent Third Party.

HISTORY, DEVELOPMENT AND CORPORATE STRUCTURE

As of the Latest Practicable Date, CICC SAIC had a total of six limited partners, all were Independent Third Parties. Among them, Qingdao SAIC Innovative Upgrade Equity Investment Fund Partnership (L.P.)* (青島上汽創新升級產業股權投資基金合夥企業(有限合夥)) (“**Qingdao SAIC**”) held approximately 72% interests in CICC SAIC, Huzhou CICC Shangyuan Equity Investment Partnership (L.P.)* (湖州中金上源股權投資合夥企業) (“**Huzhou CICC**”) held approximately 7.2% interest in CICC SAIC and the other four limited partners held an aggregate of approximately 20.5% interests in CICC SAIC. Qingdao SAIC is a limited partnership established under the laws of the PRC, of which approximately 99.63% interests are held by SAIC Motor Corporation Limited* (上海汽車集團股份有限公司) (its shares are listed on Shanghai Stock Exchange (stock code: 600104)), and is ultimately controlled by Shanghai Municipal State-owned Assets Supervision and Administration Commission* (上海市國有資產監督管理委員會). The general partner of Huzhou CICC is CICC Private Equity Management Co., Ltd.* (中金私募股權投資管理有限公司), which is in turn a wholly-owned subsidiary of China International Capital Corporation Limited* (中國國際金融股份有限公司) (its shares are listed on Shanghai Stock Exchange (Stock Code: 601995) and the Stock Exchange (Stock Code: 03908)). China International Capital Corporation Hong Kong Securities Limited, our Sole Sponsor, is also an indirectly wholly-owned subsidiary of China International Capital Corporation Limited. To the best of our Directors’ knowledge, information and belief, except for the abovementioned, other limited partners of CICC SAIC are independent of each other. As of the Latest Practicable Date, CICC SAIC directly held approximately 0.71% of our total issued Shares. To the knowledge of our Directors, CICC SAIC is an Independent Third Party.

16. Shenzhen Xinshi Xinxing Industry Merger and Acquisition Equity Investment Fund Partnership (L.P.)* (深圳信石信興產業併購股權投資基金合夥企業(有限合夥)) (“**Xinshi Xinxing**”) is a limited partnership established under the laws of the PRC and is principally engaged in equity investment and management, the general partners of which are Cinda Kunpeng (Shenzhen) Equity Investment Management Co., Ltd.* (信達鯤鵬(深圳)股權投資管理有限公司) (“**Cinda Kunpeng**”) and Cinda Capital Management Co., Ltd.* (信達資本管理有限公司). Xinshi Xinxing is managed by Cinda Kunpeng, which is the sole executive partner of Xinshi Xinxing, and Cinda Capital Management Co., Ltd. does not execute the business of Xinshi Xinxing. Cinda Kunpeng is a company established under the laws of the PRC with limited liability, which is ultimately controlled by Sino-Rock Investment Management Company Limited* (漢石投資管理有限公司) (“**Sino-Rock Investment**”). Sino-Rock Investment is a company incorporated in Hong Kong under the laws of Hong Kong, principally engaged in asset management and investment. Cinda Capital Management Co., Ltd. is a company established under the laws of the PRC with limited liability, which is indirectly controlled by Cinda Asset. As of the Latest Practicable Date, Xinshi Xinxing had a total of four limited partners, all were Independent Third Parties. Among them, Cinda Asset held approximately 48% interests in Xinshi Xinxing and the other three limited partners held an aggregate of 50% interests in Xinshi Xinxing. To the best of our Directors’ knowledge, information and belief, the limited partners of Xinshi Xinxing are independent of each other. As of the Latest Practicable Date, Xinshi Xinxing directly held approximately 0.70% of our total issued Shares. To the knowledge of our Directors, Xinshi Xinxing is an Independent Third Party.

HISTORY, DEVELOPMENT AND CORPORATE STRUCTURE

17. Dongguan Municipal Guanzhiguang Equity Investment Partnership (L.P.)* (東莞市莞之光股權投資合夥企業(有限合夥)) (“**Guanzhiguang**”) is a limited partnership established under the laws of the PRC and is principally engaged in equity investment and management, the general partner of which is Dongguan Jinkong Equity Investment Fund Management Co., Ltd.* (東莞金控股權投資基金管理有限公司) (“**Dongguan Jinkong Fund**”). Dongguan Jinkong Fund is a company established under the laws of the PRC with limited liability, is wholly-owned by Dongguan Financial Holdings Group Co., Ltd.* (東莞金融控股集團有限公司) and is ultimately controlled by Dongguan Municipal State-owned Assets Supervision and Administration Commission* (東莞市國有資產監督管理委員會). As of the Latest Practicable Date, Guanzhiguang had a total of three limited partners, namely Dongguan Municipal Innovative Investment Development Partnership (L.P.)* (東莞市創新投資發展合夥企業(有限合夥)), Guangdong Jinxin Capital Investment Co., Ltd.* (廣東金信資本投資有限公司) and Dongguan Municipal Hongshang Capital Investment Co., Ltd.* (東莞市宏商資本投資有限公司) and each held approximately 60.39%, 29.7% and 9.9% interests of Guanzhiguang, respectively. To the best of our Directors’ knowledge, information and belief, except that Dongguan Municipal Innovative Investment Development Partnership (L.P.) and Guangdong Jinxin Capital Investment Co., Ltd. are both ultimately controlled by Dongguan Municipal State-owned Assets Supervision and Administration Commission, other limited partners of Guanzhiguang are independent of each other. As of the Latest Practicable Date, Guanzhiguang directly held approximately 0.47% of our total issued Shares. To the knowledge of our Directors, Guanzhiguang is an Independent Third Party.
18. Dongguan Science & Technology Innovative Finance Group Co., Ltd.* (東莞科技創新金融集團有限公司) (“**Dongguan Kejin**”) is a company established under the laws of the PRC with limited liability, principally engaged in investment and investment advisory business, and is wholly-owned by Dongguan Municipal State-owned Assets Supervision and Administration Commission. As of the Latest Practicable Date, Dongguan Kejin directly held 0.47% of our total issued Shares. To the knowledge of our Directors, Dongguan Kejin is an Independent Third Party.
19. Dongguan Municipal Biotechnology Industry Investment Co., Ltd.* (東莞市生技產業投資有限公司) (“**Dongguan Biotechnology**”) is a company established under the laws of the PRC with limited liability and is principally engaged in industry investment business. Dongguan Biotechnology is indirectly and wholly owned by Dongguan Songshan Lake Hi-tech Technology Industry Development Management Committee* (東莞松山湖高新技術產業開發區管理委員會), which is in turn a local office of the Dongguan government and holds such equities on behalf of the Dongguan government. As of the Latest Practicable Date, Dongguan Biotechnology directly held 0.47% of our total issued Shares. To the knowledge of our Directors, Dongguan Biotechnology is an Independent Third Party.

HISTORY, DEVELOPMENT AND CORPORATE STRUCTURE

20. Ningbao Daxie Hansheng Enterprise Management Co., Ltd.* (寧波大榭漢勝企業管理有限公司) (“**Daxie Hansheng**”) is a company established under the laws of the PRC with limited liability and is principally engaged in corporate management and advisory business. Daxie Hansheng is respectively held as to 50% interests by Bao Liming (鮑立明) and Shen Limin (沈利民), each being an Independent Third Party. As of the Latest Practicable Date, Daxie Hansheng directly held 0.47% of our total issued Shares. To the knowledge of our Directors, Daxie Hansheng is an Independent Third Party.
21. Guangdong Shunyin Industry Financing Investment Co., Ltd.* (廣東順銀產融投資有限公司) (“**Shunyin Industry Financing**”) is a company established under the laws of the PRC with limited liability and is principally engaged in investment in various industries, investment management, investment consulting and asset management, and its equity interests are jointly held by 22 shareholders. Among which, Ningbo Meishan Free Trade Port Zone Yuechen Investment Management Co., Ltd.* (寧波梅山保稅港區樾宸投資管理有限公司) (a wholly-owned subsidiary of Midea Construction (Hong Kong) Limited* (美的建業(香港)有限公司)), Guangdong Fuhua Mechanical Equipment Manufacturing Co., Ltd.* (廣東富華機械裝備製造有限公司) (which is ultimately controlled by Fuwa Mechanical Engineering (HK) Company Limited* (富華工程機械(香港)有限公司)), Guangdong Shunxu Investment Management Co., Ltd.* (廣東順旭投資管理有限公司) (which is ultimately controlled by Lu Chuqi (盧礎其), an Independent Third Party), Guangdong Liansu Technology Industrial Co., Ltd.* (廣東聯塑科技實業有限公司) (a wholly-owned subsidiary of Liansu Group Company Limited* (聯塑集團有限公司)) and Foshan Municipal Shunde District Xinhaibang Enterprise Management Co., Ltd.* (佛山市順德區信海邦企業管理有限公司) (which is ultimately controlled by Wu Zhizheng (伍志徵), an Independent Third Party) held 15%, 15%, 15%, 10% and 10% equity interests of Shunyin Industry Financing, respectively, and the remaining 35% equity interests are held by 17 shareholders, each holding no more than 5% equity interests of Shunyin Industry Financing. As of the Latest Practicable Date, Shunyin Industry Financing directly held 0.47% of our total issued Shares. To the knowledge of our Directors, Shunyin Industry Financing is an Independent Third Party.
22. Yidu Guotong is a company established under the laws of the PRC with limited liability and is principally engaged in infrastructure construction and management and the operation and management of state-owned assets. Yidu Guotong is held as to 83.67%, 10.80% and 5.53% equity interests by Yidu Municipal State-owned Assets Investment and Operation Holding Group Co., Ltd.* (宜都市國有資產投資運營控股集團有限公司) (“**Yidu State-owned Assets Investment**”), China Development Bank Development Fund Co., Ltd.* (國開發展基金有限公司) (“**China Development Fund**”) and China Agricultural Development Key Construction Fund Co., Ltd.* (中國農發重點建設基金有限公司) (“**Agricultural Development Fund**”), respectively. Yidu State-owned Assets Investment is a company established under the laws of the PRC with limited liability and is wholly-owned by Yidu Municipal

HISTORY, DEVELOPMENT AND CORPORATE STRUCTURE

State-owned Assets Supervision and Administration Bureau* (宜都市國有資產監督管理局). China Development Fund is a company established under the laws of the PRC with limited liability and is wholly-owned by China Development Bank* (國家開發銀行), an Independent Third Party. Agricultural Development Fund is a company established under the laws of the PRC with limited liability and is wholly-owned by Agricultural Development Bank of China* (中國農業發展銀行), an Independent Third Party. As of the Latest Practicable Date, Yidu Guotong directly held 0.47% of our total issued Shares. To the knowledge of our Directors, Yidu Guotong is an Independent Third Party.

23. Qianhai Xizheng is a limited partnership established under the laws of the PRC and is principally engaged in equity investment and management, the general partner of which is Shenzhen Qianhai Everbright Investment Management Co., Ltd.* (深圳前海光大金控投資管理有限公司) (“**Qianhai Everbright**”). Qianhai Everbright is a company established under the laws of the PRC with limited liability and is ultimately controlled by the State Council. As of the Latest Practicable Date, Qianhai Everbright had a total of two limited partners, namely Shaoguan Municipal Jincui Investment Group Co., Ltd.* (韶關市金財投資集團有限公司) (“**Shaoguan Jincui**”) and Shaoguan Municipal City Investment Development Group Co., Ltd.* (韶關市城市投資發展集團有限公司) (“**Shaoguan City Investment**”), which held approximately 75.47% and 22.64% interests of Qianhai Xizheng, respectively. Each of Shaoguan Jincui and Shaoguan City Investment is a limited liability company established under the laws of the PRC, each of which is held as to 90% and 10% equity interests by Shaoguan Municipal State-owned Assets Supervision and Administration Commission* (韶關市國有資產監督管理委員會) and Department of Finance of Guangdong Province* (廣東省財政廳), respectively. As of the Latest Practicable Date, Qianhai Xizheng directly held 0.47% of our issued Shares. To the knowledge of our Directors, Qianhai Xizheng is an Independent Third Party.
24. Shenzhen Dicheng is a limited partnership established under the laws of the PRC and is principally engaged in equity investment and management, the general partner of which is Shenzhen Municipal Wenzheng Asset Management Co., Ltd.* (深圳市穩正資產管理有限公司) (“**Shenzhen Wenzheng**”), holding 0.01% interest in Shenzhen Dicheng. Shenzhen Wenzheng is a company established under the laws of the PRC with limited liability and is ultimately controlled by Xiong Qiangbo (熊強波). As of the Latest Practicable Date, Shenzhen Dicheng had a total of 16 limited partners, all were Independent Third Parties. Among them, Lv Luyao (呂露瑤) held 37% interests in Shenzhen Dicheng, while the remaining 62.99% interests of Shenzhen Dicheng were held by other limited partners. To the best of the Directors’ knowledge, information and belief, the limited partners of Shenzhen Dicheng are independent of each other. As of the Latest Practicable Date, Shenzhen Dicheng directly held 0.46% of our total issued Shares. To the knowledge of our Directors, Shenzhen Dicheng is an Independent Third Party.

HISTORY, DEVELOPMENT AND CORPORATE STRUCTURE

25. Qinzhi Kanghong is a limited partnership established under the laws of the PRC and is principally engaged in venture investment, equity investment and investment advisory business, the general partner of which is Shenzhen Qianhai Qinzhi International Capital Management Co., Ltd.* (深圳前海勤智國際資本管理有限公司) (“**Qianhai Qinzhi**”). Qianhai Qinzhi is a company established under the laws of the PRC with limited liability and is ultimately controlled by Tang Dajie (湯大傑), an Independent Third Party. As of the Latest Practicable Date, Qinzhi Kanghong had a total of seven limited partners, all were Independent Third Parties. Among them, Shenzhen Shibi'an and Chen Juncao (陳鈞操) held 61.59% and 10.10% interests in Qinzhi Kanghong, respectively, while the remaining 24.22% interests of Qinzhi Kanghong were held by five limited partners, each holding no more than 10% interests. To the best of the Directors' knowledge, information and belief, the limited partners of Qinzhi Kanghong are independent of each other. As of the Latest Practicable Date, Qinzhi Kanghong directly held 0.45% of our total issued Shares. To the knowledge of our Directors, Qinzhi Kanghong is an Independent Third Party.
26. Mige Investment is a limited partnership established under the laws of the PRC and is principally engaged in equity investment and management, the general partner of which is Xie Jiasheng (謝佳勝), an Independent Third Party, holding 66.4% interest in Mige Investment. As of the Latest Practicable Date, Mige Investment had a total of 11 limited partners, all were Independent Third Parties and held an aggregate of 33.6% interests in Mige Investment, each holding no more than 10% interests. To the best of the Directors' knowledge, information and belief, the limited partners of Mige Investment are independent of each other. As of the Latest Practicable Date, Mige Investment directly held 0.42% of our total issued Shares. To the knowledge of our Directors, Mige Investment is an Independent Third Party.
27. Guangzhou Yuanshi No. 1 Venture Investment Partnership (L.P.)* (廣州源石壹號創業投資合夥企業(有限合夥)) (“**Yuanshi No. 1**”) is a limited partnership established under the laws of the PRC and is principally engaged in equity investment and management, the general partner of which is Guangdong Yuanshi Equity Investment Fund Management Co., Ltd.* (廣東源石股權投資基金管理有限公司) (“**Guangdong Yuanshi**”). Guangdong Yuanshi is a company established under the laws of the PRC with limited liability and is ultimately controlled by Yang Yanfeng (楊燕峰), an Independent Third Party. As of the Latest Practicable Date, Yuanshi No. 1 had a total of 17 limited partners, all were Independent Third Parties, and no limited partner held more than 30% interests in Yuanshi No. 1. To the best of the Directors' knowledge, information and belief, the limited partners of Yuanshi No. 1 are independent of each other. As of the Latest Practicable Date, Yuanshi No. 1 directly held 0.33% of our total issued Shares. To the knowledge of our Directors, Yuanshi No. 1 is an Independent Third Party.

HISTORY, DEVELOPMENT AND CORPORATE STRUCTURE

28. Xingsheng Guangchuang is a limited partnership established under the laws of the PRC and is principally engaged in equity investment and management, the general partner of which is Ningbao Meishan Bonded Port Area Yuancheng Investment Management Co., Ltd.* (寧波梅山保税港區遠晟投資管理有限公司) (“**Yuancheng Investment**”). Yuancheng Investment is a company established under the laws of the PRC with limited liability and is ultimately controlled by Industrial Bank through Industrial Guoxin Asset Management. As of the Latest Practicable Date, Xingsheng Guangchuang had one limited partner, namely Industrial Guoxin Asset Management, which held 99.98% interests of Xingsheng Guangchuang. As of the Latest Practicable Date, Xingsheng Guangchuang directly held 0.28% of our total issued Shares. To the knowledge of our Directors, Xingsheng Guangchuang is an Independent Third Party.
29. Zhuji Wolun Jingfu Equity Investment Partnership (L.P.)* (諸暨沃侖景富股權投資合夥企業(有限合夥)) (“**Wolun Jingfu**”) is a limited partnership established under the laws of the PRC and is principally engaged in equity investment and management, the general partners of which are Shanghai Wolun Investment Management Co., Ltd.* (上海沃侖投資管理有限公司) (“**Shanghai Wolun**”) and Aoyang (Shanghai) Private Equity Fund Management Co., Ltd.* (傲洋(上海)私募基金管理有限公司) (“**Aoyang Fund**”), with Shanghai Wolun as its fund manager. Shanghai Wolun is a company established under the laws of the PRC with limited liability and is ultimately controlled by Gu Liang (顧亮), an Independent Third Party. Aoyang Fund is a company established under the laws of the PRC with limited liability and is held as to 41%, 29%, 20% and 10% equity interests by Gan Qian (淦謙), Chen Dehu (陳德虎), Wu Gang (吳剛) and GiHo Group Co., Ltd.* (傑豪集團有限公司), respectively, who are all Independent Third Parties. As of the Latest Practicable Date, Wolun Jingfu had a total of eight limited partners, all were Independent Third Parties, and no limited partner held more than 30% interests in Wolun Jingfu. To the best of the Directors’ knowledge, information and belief, the limited partners of Wolun Jingfu are independent of each other. As of the Latest Practicable Date, Wolun Jingfu directly held 0.28% of our total issued Shares. To the knowledge of our Directors, Wolun Jingfu is an Independent Third Party.
30. Cuiheng New Era is a limited partnership established under the laws of the PRC and is principally engaged in equity investment and management, the general partners of which are Zhuhai Hengqin Cuiheng Asset Management Center (L.P.)* (珠海橫琴翠亨資產管理中心(有限合夥)) (“**Hengqin Cuiheng**”) and Yan Min (嚴敏), an Independent Third Party. Hengqin Cuiheng is a limited partnership established under the laws of the PRC, the general partner of which is Pan Fangzhou (潘方舟), an Independent Third Party, and the limited partners of which are Yan Min and Li Weitang (李偉堂) (an Independent Third Party), who held 77.5% and 17.5% interests of Hengqin Cuiheng, respectively. Hengqin Cuiheng is ultimately controlled by Yan Min, an Independent Third Party. As of the Latest Practicable Date, Cuiheng New Era had a total of six limited partners, all were Independent Third Parties. Among them, Sun Lianhe (孫聯合) held 33.06% interests in Cuiheng New Era, and the other

HISTORY, DEVELOPMENT AND CORPORATE STRUCTURE

five limited partners held an aggregate of 54.53% interests in Cuiheng New Era. To the best of our Directors' knowledge, information and belief, the limited partners of Cuiheng New Era are independent of each other. As of the Latest Practicable Date, Cuiheng New Era directly held 0.26% of our total issued Shares. To the knowledge of our Director, Cuiheng New Era is an Independent Third Party.

31. Shenzhen Wenzheng Changxing Venture Capital Enterprise (L.P.)* (深圳市穩正長興創業投資企業(有限合夥)) (“**Wenzheng Changxing**”) is a limited partnership established under the laws of the PRC and is principally engaged in equity investment and management, the general partner of which is Shenzhen Wenzheng, holding 0.02% interest in Wenzheng Changxing. As of the Latest Practicable Date, Wenzheng Changxing had a total of 18 limited partners, all were Independent Third Parties, and no limited partner held more than 30% interests in Wenzheng Changxing. To the best of our Directors' knowledge, information and belief, the limited partners of Wenzheng Changxing are independent of each other. As of the Latest Practicable Date, Wenzheng Changxing directly held approximately 0.26% of our total issued Shares. To the knowledge of our Directors, Wenzheng Changxing is an Independent Third Party.
32. Hunan Xingxiang Jiacheng Private Equity Investment Fund Partnership (L.P.) (湖南興湘佳誠私募股權投資基金合夥企業(有限合夥))* (“**Xingxiang Jiacheng**”) is a limited partnership established under the laws of the PRC and principally engaged in equity investment and management, the general partner of which is Hunan Xingxiang Emerging Industries Investment Fund Management Co., Ltd.* (湖南興湘新興產業投資基金管理有限公司) (“**Hunan Xingxiang**”). Hunan Xingxiang is a company established under the laws of the PRC with limited liability and is ultimately controlled by the State-owned Assets Supervision and Administration Commission of Hunan Province* (湖南省國有資產監督管理委員會). As of the Latest Practicable Date, Xingxiang Jiacheng had two limited partners, namely Guiyang Zhongtian Jiachuang Investment Co., Ltd.* (貴陽中天佳創投資有限公司) (“**Guiyang Zhongtian**”) and Hunan Xingxiang Emerging Industry Investment Fund Partnership (L.P.)* (湖南興湘新興產業投資基金合夥企業(有限合夥)) (“**Xingxiang Investment**”), which held approximately 49.99% and 49.01% interest in Xingxiang Jiacheng, respectively. Guiyang Zhongtian is a limited liability company established under the PRC law and is a subsidiary of Zhongtian Financial Group Company Limited* (中天金融集團股份有限公司), the shares of which are listed on the National Equities Exchange and Quotations (stock code: 400174) and ultimately controlled by Luo Yuping (羅玉平). Xingxiang Investment is a limited partnership established under the laws of the PRC and ultimately controlled by the State-owned Assets Supervision and Administration Commission of Hunan Province. To the best of our Directors' knowledge, information and belief, the limited partners of Xingxiang Jiacheng are independent of each other. As of the Latest Practicable Date, Xingxiang Jiacheng directly held approximately 0.24% of our total issued Shares. To the knowledge of our Directors, Xingxiang Jiacheng is an Independent Third Party.

HISTORY, DEVELOPMENT AND CORPORATE STRUCTURE

33. Zaozhuang Changsheng Yingkang Equity Investment Management Partnership (L.P.)* (棗莊常勝英康股權投資管理合夥企業(有限合夥)) (“**Changsheng Yingkang**”) is a limited partnership established under the laws of the PRC and is principally engaged in equity investment and management, the general partner of which is Wang Jianying (王建英), an Independent Third Party, holding approximately 87.83% interest in Changsheng Yingkang. As of the Latest Practicable Date, the remaining 12.17% interests in Changsheng Yingkang were held by three limited partners (all Independent Third Parties). To the best of our Directors’ knowledge, information and belief, the limited partners of Changsheng Yingkang are independent of each other. As of the Latest Practicable Date, Changsheng Yingkang directly held approximately 0.24% of our total issued Shares. To the knowledge of our Directors, Changsheng Yingkang is an Independent Third Party.
34. Ruyuan Yao Autonomous County Yinyuan Electric Power Group Co., Ltd.* (乳源瑤族自治縣銀源電力集團有限公司) (“**Yinyuan Electric Power**”) is a limited liability company established under the laws of the PRC and is principally engaged in the production and supply of tap water and electricity, and is held by Ruyuan Yao Autonomous County Jinyao City Management Investment Co., Ltd.* (乳源瑤族自治縣金瑤城市經營投資有限公司) and Ruyuan Yao Autonomous County Fuliuyan Country Revitalization Co., Ltd.* (乳源瑤族自治縣富麗源鄉村振興有限公司) as to 67.7% and 32.3% of its equity interests, respectively. Ruyuan Yao Autonomous County Jinyao City Management Investment Co., Ltd. is a limited liability company established under the PRC law, and is wholly-owned by Ruyuan Yao Autonomous County Public Assets Management Center* (乳源瑤族自治縣公共資產管理中心), a public institution in Ruyuan Yao Autonomous County, Shaoguan City, which is responsible for assisting in the management of government-invested equity. Ruyuan Yao Autonomous County Fuliuyan Country Revitalization Co., Ltd. is wholly-owned by Ruyuan Yao Autonomous County Mingyuan State-owned Assets Co., Ltd.* (乳源瑤族自治縣明源國有資產有限公司), which is in turn wholly-owned by the People’s Government of Ruyuan Yao Autonomous County. As of the Latest Practicable Date, Yinyuan Electric Power directly held approximately 0.24% of our total issued Shares. To the knowledge of our Directors, Yinyuan Electric Power is an Independent Third Party.
35. Guiyang SME Development Fund (L.P.)* (貴陽中小企業發展基金(有限合夥)) (“**Guiyang Development Fund**”) is a limited partnership established under the laws of the PRC and is principally engaged in equity investment and management, the general partner of which is Guiyang Venture Capital Co., Ltd.* (貴陽市創業投資有限公司). Guiyang Venture Capital Co., Ltd. is a company established under the laws of the PRC with limited liability and is ultimately controlled by the State-owned Assets Supervision and Administration Commission of Guiyang* (貴陽市國有資產監督管理委員會). As of the Latest Practicable Date, Guiyang Development Fund had a total of four limited partners, all were Independent Third Parties. Among them, Guiyang Industrial Control Capital Co., Ltd.* (貴陽產控資本有限公司) (which is ultimately controlled by State-owned Assets Supervision and Administration

HISTORY, DEVELOPMENT AND CORPORATE STRUCTURE

Commission of Guiyang) and Guiyang Industrial and Information Industry Development Guidance Fund Co., Ltd.* (貴陽市工業和信息化產業發展引導基金有限公司) (which is ultimately controlled by State-owned Assets Supervision and Administration Commission of Guiyang) held approximately 76.92% and 6.38% interests in Guiyang Development Fund, respectively, and the other two limited partners held an aggregate of 15.38% interests in Guiyang Development Fund. To the best of our Directors' knowledge, information and belief, except for Guiyang Industrial Control Capital Co., Ltd. and Guiyang Industrial and Information Industry Development Guidance Fund Co., Ltd., both of which are ultimately controlled by State-owned Assets Supervision and Administration Commission of Guiyang, the other limited partners of Guiyang Development Fund are independent of each other. As of the Latest Practicable Date, Guiyang Development Fund directly held approximately 0.24% of our total issued Shares. To the knowledge of our Directors, Guiyang Development Fund is an Independent Third Party.

36. Shenzhen Jiahui Chuanglong Investment Enterprise (L.P.)* (深圳市佳匯創隆投資企業(有限合夥)) (“**Jiahui Chuanglong**”) is a limited partnership established under the laws of the PRC and is principally engaged in equity investment and management, the general partner of which is Hainan Jiarong Private Equity Management Co., Ltd.* (海南嘉榮私募基金管理有限公司), which is in turn ultimately controlled by Xue Xiangling (薛向陵), an Independent Third Party. As of the Latest Practicable Date, Jiahui Chuanglong had two limited partners, namely, Dongguan Qingyao Investment Partnership (L.P.)* (東莞市青藥投資合夥企業(有限合夥)) (“**Dongguan Qingyao**”) and Guangdong Qingwei Investment Development Co., Ltd.* (廣東青為投資發展有限公司) (“**Guangdong Qingwei**”), holding 96.93% and 3.05% interest in Jiahui Chuanglong, respectively. The general partner of Dongguan Qingyao is Guangdong Qingwei, which is in turn ultimately controlled by Wang Yan (王嬾), an Independent Third Party. As of the Latest Practicable Date, Jiahui Chuanglong directly held approximately 0.22% of our total issued Shares. To the knowledge of our Directors, Jiahui Chuanglong is an Independent Third Party.
37. Jiaxing Aomin Equity Investment Partnership (L.P.)* (嘉興傲旻股權投資合夥企業(有限合夥)) (“**Jiaxing Aomin**”) is a limited partnership established under the laws of the PRC and is principally engaged in equity investment and management, the general partner of which is Aoyang (Shanghai) Private Equity Fund Management Co., Ltd.* (傲洋(上海)私募基金管理有限公司) (“**Aoyang Shanghai**”). Aoyang Shanghai is a company established under the laws of the PRC with limited liability and is ultimately controlled by Gan Qian (淦謙), an Independent Third Party. As of the Latest Practicable Date, Jiaxing Aomin had a total of 24 limited partners, all were Independent Third Parties, and no limited partner held more than 30% interests in Jiaxing Aomin. To the best of our Directors' knowledge, information and belief, the limited partners of Jiaxing Aomin are independent of each other. As of the Latest Practicable Date, Jiaxing Aomin directly held approximately 0.20% of our total issued Shares. To the knowledge of our Directors, Jiaxing Aomin is an Independent Third Party.

HISTORY, DEVELOPMENT AND CORPORATE STRUCTURE

38. Jiaxing Ximian is a limited partnership established under the laws of the PRC and is principally engaged in equity investment and management, the general partner of which is Shenzhen Qianzi Wealth Management Co., Ltd.* (深圳市繸子財富管理有限公司) (“**Shenzhen Qianzi**”). Shenzhen Qianzi is a company established under the laws of the PRC with limited liability and is ultimately controlled by Wu Manping (吳蔓萍), an Independent Third Party. As of the Latest Practicable Date, Jiaxing Ximian had a total of 22 limited partners, all were Independent Third Parties, and no limited partner held more than 30% interests in Jiaxing Ximian. To the best of our Directors’ knowledge, information and belief, the limited partners of Jiaxing Ximian are independent of each other. As of the Latest Practicable Date, Jiaxing Ximian directly held approximately 0.14% of our total issued Shares. To the knowledge of our Directors, Jiaxing Ximian is an Independent Third Party.
39. Hangzhou Zhonghe is a limited partnership established under the laws of the PRC and is principally engaged in equity investment and management, the general partner of which is Zhonghe Guoxin (Hangzhou) Private Equity Fund Management Co., Ltd.* (中合國信(杭州)私募基金管理有限公司) (“**Zhonghe Guoxin**”). Zhonghe Guoxin is a company established under the laws of the PRC with limited liability and is ultimately controlled by the National Information Center* (國家信息中心) (i.e. the National E-Government Extranet Management Center* (國家電子政務外網管理中心) is a public institution directly managed by the China Development and Reform Commission). As of the Latest Practicable Date, Hangzhou Panchuang Construction Materials Co., Ltd.* (杭州磐創建築材料有限公司), the sole limited partner of Hangzhou Zhonghe, held 98% interest in Hangzhou Zhonghe. Hangzhou Panchuang Construction Materials Co., Ltd. is a company established under the laws of the PRC with limited liability and is wholly-owned by HOPE FAITH HOLDING LIMITED, which is a company incorporated in Hong Kong and an Independent Third Party. As of the Latest Practicable Date, Hangzhou Zhonghe directly held approximately 0.12% of our total issued Shares. To the knowledge of our Directors, Hangzhou Zhonghe is an Independent Third Party.
40. Pingxiang Junyuan Tongchuang Enterprise Management Center (L.P.)* (萍鄉市君源同創企業管理中心(有限合夥)) (“**Junyuan Tongchuang**”) is a limited partnership established under the laws of the PRC and is principally engaged in equity investment and management, the general partner of which is Shenzhen Dongfang Junyuan Asset Management Limited* (深圳東方君源資產管理有限公司) (“**Oriental Junyuan**”). Oriental Junyuan is a company established under the laws of the PRC with limited liability and is wholly-owned by Yu Qike (俞淇科), an Independent Third Party. As of the Latest Practicable Date, Junyuan Tongchuang had a total of four limited partners, all were Independent Third Parties. Among them, Pingxiang Xiangyu Junyuan Enterprise Management Center (L.P.)* (萍鄉市湘裕君源企業管理中心(有限合夥)) held approximately 71.43% interests in Junyuan Tongchuang, and the other three limited partners held an aggregate of approximately 23.80% interests in Junyuan Tongchuang. Pingxiang Xiangyu Junyuan Enterprise Management Center (L.P.) is a limited partnership established under the laws of the PRC and is

HISTORY, DEVELOPMENT AND CORPORATE STRUCTURE

ultimately controlled by the Pingxiang State-owned Assets Supervision and Administration Commission* (萍鄉市國有資產監督管理委員會). To the best of our Directors' knowledge, information and belief, the limited partners of Junyuan Tongchuang are independent of each other. As of the Latest Practicable Date, Junyuan Tongchuang directly held approximately 0.09% of our total issued Shares. To the best knowledge of our Directors, Junyuan Tongchuang is an Independent Third Party.

41. Xinquanxin is a limited partnership established under the laws of the PRC and is principally engaged in equity investment and management, the general partner of which is Zhang Liang (張亮), an Independent Third Party, holding 42.84% interest in Xinquanxin. As of the Latest Practicable Date, Xinquanxin had a total of 19 limited partners, all were Independent Third Parties, and no limited partner held more than 30% interests in Xinquanxin. To the best of our Directors' knowledge, information and belief, the limited partners of Xinquanxin are independent of each other. As of the Latest Practicable Date, Xinquanxin directly held approximately 0.01% of our total issued Shares. To the knowledge of our Directors, Xinquanxin is an Independent Third Party.

PRINCIPAL SUBSIDIARIES OF OUR COMPANY

As of the Latest Practicable Date, our Company has four branches and 79 subsidiaries. Among them, the following subsidiaries are important to us in terms of financial results, business performance and qualifications:

<u>Name of subsidiary</u>	<u>Place of incorporation/ establishment</u>	<u>Date of incorporation/ establishment</u>	<u>Percentage of equity interest held by our Company as of the Latest Practicable Date</u>	<u>Principal business</u>
Shenzhen HEC Testing . . .	The PRC	February 28, 2014	100%	Product quality inspection
Dongguan HEC Biopharmaceutical	The PRC	March 21, 2019	100%	R&D and transfer of biosimilar drugs and new biologic drugs
Dongguan HEC Generic Drug	The PRC	March 21, 2019	100%	Generic drug research and production
HEC CJ Pharm	The PRC	August 8, 2001	51.41% ⁽¹⁾	Drugs production, wholesale, retail and import and export
Dongguan Yangzhikang. . .	The PRC	August 24, 2018	51.41% ⁽²⁾	R&D, production and sales of drugs and biological products

HISTORY, DEVELOPMENT AND CORPORATE STRUCTURE

Name of subsidiary	Place of incorporation/ establishment	Date of incorporation/ establishment	Percentage of equity interest held by our Company as of the Latest Practicable Date	Principal business
Guangdong HEC Biopharmaceutical	The PRC	February 10, 2017	51.41% ⁽²⁾	R&D, production and sales of drugs and biologics
Yichang HEC Medical . . .	The PRC	July 8, 2005	51.41% ⁽²⁾	Drugs wholesale, retail and import and export
Yichang HEC Pharmaceutical	The PRC	February 28, 2018	51.41% ⁽²⁾	Drugs production, wholesale and import and export
Yichang HEC Medical Technology . . .	The PRC	September 10, 2019	51.41% ⁽²⁾	Pharmaceutical information consultation, analysis and investigation and pharmaceutical market promotion
Dongguan HEC Medical . .	The PRC	January 10, 2017	51.41% ⁽²⁾	R&D, production and sales of chemical raw material drugs and chemical preparations
Hong Kong HEC	Hong Kong	August 25, 2020	100%	Pharmaceutical sales
Germany HEC	Germany	December 22, 2009	90% ⁽³⁾	Import, export and distribution of pharmaceutical products, intermediates, and active pharmaceutical ingredients
US HEC	USA	November 1, 2011	100%	Import, promotion, and sales of drugs

HISTORY, DEVELOPMENT AND CORPORATE STRUCTURE

Notes:

- (1) As of the Latest Practicable Date, the HEC CJ Pharm H Shares are listed on the Stock Exchange (stock code: 1558). Our Company controls an aggregate of 51.41% equity interest in HEC CJ Pharm, and HEC CJ Pharm's remaining 2.48%, 0.046% and 46.064% equity interests are held by Guangdong HEC Technology, the other core connected persons of our Company and public HEC CJ Pharm H Shareholders, respectively. To the best knowledge of our Company after due inquiry, the other core connected persons of our Company (the "**Other Core Connected Persons**") include: (i) Mr. Tang Xinfa, our non-executive Director; (ii) Mr. Li Shuang, Mr. Wang Danjin, Mr. Jiang Juncai and Mr. Li Xuechen, each of whom is a director of HEC CJ Pharm (the "**Relevant HEC CJ Pharm Directors**"); and (iii) Mr. Wang Shengchao and Mr. Luo Zhonghua, each of whom is a supervisor of HEC CJ Pharm (the "**Relevant HEC CJ Pharm Supervisors**"). As of the Latest Practicable Date, Mr. Tang Xinfa, the Relevant HEC CJ Pharm Directors and the Relevant HEC CJ Pharm Supervisors held approximately 0.015%, 0.021% and 0.010% equity interest in HEC CJ Pharm, respectively.
- (2) These subsidiaries are wholly-owned subsidiaries of HEC CJ Pharm; and
- (3) The remaining 10% equity interest in Germany HEC is held by Guenther, an Independent Third Party. Guenther has passed away and the probate process in relation to his estate (including the equity interest in Germany HEC) is still ongoing as of the Latest Practicable Date to determine the heirs of Guenther.

ACQUISITIONS AND DISPOSALS DURING THE TRACK RECORD PERIOD

During the Track Record Period and up to the Latest Practicable Date, we did not engage in any material acquisitions, disposals or mergers.

STRUCTURE OF THE INTRODUCTION AND THE PRIVATIZATION

Our Company has made the Privatization Proposal to privatize HEC CJ Pharm by way of merger by absorption in accordance with the PRC Company Law, other applicable PRC laws, Hong Kong laws, the Takeovers Code and the Listing Rules. On May 10, 2024, our Company and HEC CJ Pharm entered into the Merger Agreement, pursuant to which our Company and HEC CJ Pharm have agreed to implement the Merger subject to the terms and conditions of the Merger Agreement. The principal terms and conditions of the Merger Agreement are as follows:

Parties our Company; and HEC CJ Pharm

Overview of the Merger Subject to the terms and conditions of the Merger Agreement and the requirements of the PRC Company Law, the Takeovers Code, the Listing Rules, the Articles and the articles of association of HEC CJ Pharm, the Merger will be implemented by our Company merging HEC CJ Pharm by way of merger by absorption, namely:

- (1) Our Company will issue H Shares as consideration to acquire the Share Exchange HEC CJ Pharm H Shares held by the Share Exchange Shareholders;

HISTORY, DEVELOPMENT AND CORPORATE STRUCTURE

- (2) Our Company will apply to the Stock Exchange for the listing of, and permission to deal in, the H Shares by way of introduction;
- (3) HEC CJ Pharm will be delisted from the Stock Exchange; and
- (4) The Share Exchange Shareholders will become Shareholders.

After completion of the Merger, our Company will assume all assets, liabilities, interests, businesses, employees, contracts and all other rights and obligations of HEC CJ Pharm and HEC CJ Pharm will be eventually deregistered in the PRC. All domestic shares of HEC CJ Pharm held by our Company (representing all domestic shares of HEC CJ Pharm in issue) and all HEC CJ Pharm H Shares held by our Company and through its subsidiary will be cancelled after completion of the Merger.

Consideration Pursuant to the Merger Agreement, conditional upon the fulfillment (or waiver, as applicable) of the Pre-Conditions, the Conditions to effectiveness and the Conditions to implementation set out in the paragraphs headed “*Pre-Conditions to the Merger Agreement becoming effective*”, “*Conditions to effectiveness*” and “*Conditions to implementation*” below, the Share Exchange Shareholders will be entitled to receive from our Company:

For every Share Exchange	
HEC CJ Pharm	0.263614
H Share cancelled	new H Share

Application will be made to the Stock Exchange for H Shares to be listed and traded on the Stock Exchange by way of introduction.

HISTORY, DEVELOPMENT AND CORPORATE STRUCTURE

Pre-Conditions to the Merger Agreement becoming effective.

The Merger Agreement is subject to the fulfilment of the following pre-conditions, namely,

- (1) the approval, filing or registration (if applicable) with or by (a) NDRC (if applicable); (b) the Ministry of Commerce of the PRC (if applicable) and (c) SAFE (if applicable), and such other applicable governmental approvals in respect of the Merger having been obtained. Subject to confirmation from SAFE, the approval, filing or registration with or by SAFE in (c) above may be applicable to the Merger and/or if any HEC CJ Pharm H Shares held by a Dissenting Shareholder (if any) will be acquired by our Company with funds remitted from the PRC to Hong Kong;
- (2) the approval or filing by or with the Listing Committee of the Stock Exchange, the Department of International Cooperation of the CSRC and such other competent authorities which are necessary for the listing (by way of introduction) of, and permission to deal in, the H Shares on the Stock Exchange pursuant to the Listing; and
- (3) approval by the shareholders meeting of our Company of the Merger in accordance with the PRC Laws and the Articles (the “**Pre-Conditions**”).

The above Pre-Conditions are not waivable. If any of the Pre-Conditions is not fulfilled by the Long-stop Date, the Merger Agreement will not become effective and will be automatically terminated.

Conditions to effectiveness . . .

After the Pre-Conditions are fulfilled, the Merger Agreement shall become effective upon fulfillment of all of the following conditions (none of which is capable of being waived) (the “**Conditions to effectiveness**”):

- (1) the passing of special resolution(s) by a majority of not less than two-thirds of the votes cast by way of poll by the HEC CJ Pharm Shareholders present and voting in person or by proxy at the HEC CJ Pharm EGM to approve the Merger under the Merger Agreement in accordance with the articles of association of HEC CJ Pharm and PRC Laws. Our Company and any parties acting in concert are not required to abstain from voting in respect of the Merger at the HEC CJ Pharm EGM under the PRC Company Law. Each of the Relevant HEC CJ Pharm Directors and the Relevant HEC CJ Pharm Supervisors intends, with respect of their own beneficial shareholdings in HEC CJ Pharm, to vote in favor of the Merger at the HEC CJ Pharm EGM. HEC CJ Pharm Shares held by members of the CICC group acting in the capacity of an exempt principal trader connected with our Company or HEC CJ Pharm will not be voted at the HEC CJ Pharm EGM in accordance with the requirements of Rule 35.4 of the Takeovers Code; and
- (2) the passing of special resolution(s) by way of poll approving the Merger under the Merger Agreement at the HEC CJ Pharm H Shareholders' Class Meeting to be convened for this purpose, provided that: (a) approval is given by at least 75% of the votes attaching to the HEC CJ Pharm H Shares held by the Independent HEC CJ Pharm H Shareholders that are cast either in person or by proxy; and (b) the number of votes cast against the resolution is not more than 10% of the votes attaching to all HEC CJ Pharm H Shares held by the Independent HEC CJ Pharm H Shareholders. Our Company and any parties acting in concert (including Guangdong HEC Technology and Mr. Tang Xinfu) will abstain from voting at the HEC CJ Pharm H Shareholders' Class Meeting for the purpose of satisfying the requirements under Rule 2.10 of the Takeovers Code. Each of the Relevant HEC CJ Pharm Directors and the Relevant HEC CJ Pharm Supervisors intends, with respect of their own beneficial shareholdings in HEC CJ Pharm, to vote in favor of the Merger at the HEC CJ Pharm H Shareholders' Class Meeting.

If the above Conditions to effectiveness are not fulfilled by the Long-stop Date, the Merger Agreement may be terminated by either party. Please also refer to the paragraph headed “*Termination*” in this section.

Conditions to implementation . After the Merger Agreement becomes effective upon fulfilment of the Pre-Conditions and all the Conditions to effectiveness, the implementation of the Merger shall be subject to the following conditions being fulfilled (the “**Conditions to implementation**”, together with the Conditions to effectiveness, collectively, the “**Conditions**”):

- (1) there being no material breach of the representations, warranties or undertakings given by our Company in the Merger Agreement on the Delisting Date which has a material adverse impact on the Merger;
- (2) there being no material breach of the representations, warranties or undertakings given by HEC CJ Pharm in the Merger Agreement on the Delisting Date which has a material adverse impact on the Merger;
- (3) there being no law, restriction or prohibition of any governmental authority or any judgment, decision or adjudication of any court on the Delisting Date which restricts, prohibits or terminates the Merger; and
- (4) the necessary approval or filing for the listing (by way of introduction) of, and the permission to deal in, the H Shares on the Stock Exchange pursuant to the Listing under Pre-Condition (2) not having been withdrawn and remain valid.

HEC CJ Pharm shall be entitled to waive Condition (1) above and our Company shall be entitled to waive Condition (2) above. Conditions (3) and (4) above are not capable of being waived. If the above Conditions to implementation are not fulfilled or if applicable, waived, by the Long-stop Date, the Merger Agreement may be terminated by the relevant party as detailed in the paragraph headed “*Termination*” in this section.

Right of a Dissenting**Shareholder**

According to the PRC Company Law and the Articles, any Dissenting Shareholder may by written notice request HEC CJ Pharm to acquire its HEC CJ Pharm H Shares at a “fair price”.

If any Dissenting Shareholder exercises its right, the HEC CJ Pharm, our Company (if so elected by the HEC CJ Pharm) or any other third party designated by the HEC CJ Pharm may acquire the HEC CJ Pharm H Shares held by that Dissenting Shareholder at a “fair price”. For the avoidance of doubt, Dissenting Shareholders that do not exercise or invalidly exercise this right would retain their HEC CJ Pharm H Shares and participate in the Share Exchange.

If HEC CJ Pharm designates a third party to acquire such HEC CJ Pharm H Shares held by that Dissenting Shareholder, any HEC CJ Pharm H Shares so acquired by the designated third party will be exchanged into the H Shares according to the Share Exchange Ratio, which will be held by the designated third party after the Share Exchange. Upon completion of the acquisition of such HEC CJ Pharm H Shares by the designated third party from the Dissenting Shareholder, the Dissenting Shareholder shall not be entitled to make any further request to our Company, HEC CJ Pharm and/or any other HEC CJ Pharm Shareholders who voted in favour of the shareholders’ resolutions of HEC CJ Pharm in respect of the Merger Agreement, the Merger and the relevant arrangements, nor shall such Dissenting Shareholder have the right to exchange its HEC CJ Pharm H Shares into H Shares.

HISTORY, DEVELOPMENT AND CORPORATE STRUCTURE

As of the Latest Practicable Date, North & South Brother Pharma is expected to be designated by HEC CJ Pharm to acquire the HEC CJ Pharm H Shares from any Dissenting Shareholder that elects to have its HEC CJ Pharm H Shares to be acquired at a “fair price”. To the best knowledge of our Directors after making due and careful enquiries, North & South Brother Pharma is an Independent Third Party, considering that (1) North & South Brother Pharma is not a connected person of our Company nor an associate of connected persons of our Company; (2) the acquisition of any HEC CJ Pharm H Shares from any Dissenting Shareholder by North & South Brother Pharma shall be financed by its own source of funds; (3) North & South Brother Pharma and its ultimate beneficial owners are not accustomed to take instructions from any core connected person of our Company; (4) North & South Brother Pharma and its ultimate beneficial owners have not entered into any acting-in-concert arrangements with our Company or any of its core connected persons; (5) North & South Brother Pharma cannot exercise significant influence on the decisions of our Company or any of our core connected persons; and (6) North & South Brother Pharma shall be the legal and beneficial owner of any HEC CJ Pharm H Shares so acquired from Dissenting Shareholders and H Shares so acquired pursuant to the Share Exchange.

Termination Subject to the requirements of the Takeovers Code and the regulatory requirements of the SFC and the Stock Exchange, the Merger Agreement may be terminated before the implementation of the Merger in any of the following circumstances:

- (1) by either our Company or HEC CJ Pharm, if

- (i) any competent governmental authority issues any order, decree, ruling or take any other actions which permanently restricts, impedes or otherwise prohibits the Merger and which is final, binding and not capable of being appealed (both our Company and HEC CJ Pharm shall use reasonable endeavors to procure the withdrawal of such order, decree, ruling or action); or
 - (ii) the Conditions to effectiveness not having been fulfilled on or before the Long-stop Date;
- (2) by our Company, if HEC CJ Pharm commits a material breach of the representations, warranties and undertakings under the Merger Agreement or any other agreement related to the Merger which has a material adverse impact on the Merger and such breach is not remedied by HEC CJ Pharm within 30 days following written notice from our Company; or
- (3) by HEC CJ Pharm, if our Company commits a material breach of the representations, warranties and undertakings under the Merger Agreement or any other agreement related to the Merger which has a material adverse impact on the Merger and such breach is not remedied by our Company within 30 days following written notice from HEC CJ Pharm.

In addition, as set out in the paragraph headed “*Pre-Conditions to the Merger Agreement becoming effective*”, the Merger Agreement will be automatically terminated if any of the Pre-Conditions is not fulfilled by the Long-stop Date.

As of the date of this Listing Document, our Company has obtained the filing notice from the NDRC in respect of the Merger on March 11, 2025, and has been informed that the approval from the Ministry of Commerce of the PRC and SAFE is not applicable to the Merger. Our Company has completed the filing with the CSRC for the Listing on June 16, 2025, and received a letter from the Stock Exchange approving in principle the listing of the H Shares on the Stock Exchange on June 27, 2025. Our Company has also obtained the approval by the shareholders meeting of our Company of the Merger in accordance with the PRC Laws and the Articles on December 11, 2024. Accordingly, all the Pre-Conditions have been fulfilled. Save for the disclosed, all of the above Conditions remain to be outstanding.

HISTORY, DEVELOPMENT AND CORPORATE STRUCTURE

The Share Exchange Ratio was determined on commercial basis on arm's length terms after taking into account, among other things:

- (a) the theoretical value of the H Shares under the Merger for each Share Exchange HEC CJ Pharm H Share, which is attractive for the Share Exchange Shareholders and represents a higher premium rate compared to the value of the shares being offered as consideration in previous transactions involving privatization and listing by way of introduction in Hong Kong;
- (b) the historical performance of our Company and HEC CJ Pharm;
- (c) the current and historical market price levels of HEC CJ Pharm and the historical and current trading multiples of certain of the respective comparable companies of HEC CJ Pharm;
- (d) the business potential of our Group after the Merger takes effect and the potential benefits of the Introduction and the Merger for the Share Exchange Shareholders; and
- (e) the fact that the H Shares are being offered as consideration under the Merger and that following completion of the Introduction and the Merger, HEC CJ Pharm will be merged into our Company and thus, the Share Exchange Shareholders will be able to continue to participate in the performance of HEC CJ Pharm directly.

For more details on the valuation of our H Shares, please refer to the valuation report appended to the Composite Document (Appendix II to the Composite Document).

The Privatization and the Listing will not proceed if the Merger is not approved or lapses or does not become unconditional for any reason, and the Merger is conditional upon obtaining the necessary approvals and/or having made the necessary filings for the listing (by way of introduction) of, and permission to deal in, our H Shares on the Stock Exchange pursuant to the Listing. On June 16, 2025, the CSRC issued a notification on our Company's completion of the CSRC filing procedures for the Listing. As advised by our PRC Legal Advisor, our Company has completed the filing procedures with the CSRC as required under the Trial Measures in relation to the Listing. As of the Latest Practicable Date, we have applied to the Listing Committee for the listing of, and permission to deal in, the H Shares to be issued pursuant to the Privatization and the Listing.

Warning: The implementation of the Privatization Proposal (including the effectiveness of the Merger Agreement) is subject to the Conditions set out above being fulfilled or waived, as applicable, and therefore the Privatization Proposal may or may not be implemented and the Merger Agreement may or may not become effective. Shareholders and potential investors of our Company and HEC CJ Pharm should therefore exercise caution when dealing in the securities of our Company and HEC CJ Pharm. Persons who are in doubt as to the action they should take should consult their stockbroker, bank manager, solicitor or other professional advisers.

HISTORY, DEVELOPMENT AND CORPORATE STRUCTURE

Expected events in relation to the Privatization Proposal subsequent to the date of this Listing Document

Subsequent to the issuance of the Listing Document, the key milestone events and dates in relation to the Privatization Proposal are set out below:

HEC CJ Pharm EGM will be held for the HEC CJ Pharm Shareholders to consider and if thought fit, approve the Merger Agreement, the Merger and the relevant arrangements 9:00 a.m. on Monday, July 21, 2025

HEC CJ Pharm H Shareholders' Class Meeting will be held for the HEC CJ Pharm H Shareholders to consider and if thought fit, approve the Merger Agreement, the Merger and the relevant arrangements 9:30 a.m. on Monday, July 21, 2025 or immediately after the conclusion of the HEC CJ Pharm EGM or any adjournment thereof on Monday, July 21, 2025

Expected date for all Conditions to effectiveness to be satisfied and for the Merger Agreement to become effective Monday, July 21, 2025

Latest date and time for dealings in HEC CJ Pharm H Shares 4:10 p.m. on Tuesday, July 29, 2025

Share Exchange Record Date Monday, August 4, 2025

Expected date and time of withdrawal of listing of HEC CJ Pharm H Shares 4:00 p.m. on Tuesday, August 5, 2025

Latest date for the Share Exchange Thursday, August 7, 2025

Dealings in the H Shares on the Stock Exchange expected to commence at 9:00 a.m. on Thursday, August 7, 2025

Expected date for all Conditions to implementation to be satisfied (or waived, as applicable) Thursday, August 7, 2025

HISTORY, DEVELOPMENT AND CORPORATE STRUCTURE

For details of the expected timetable, please refer to the section headed “Expected Timetable” in this Listing Document. The timetable as set out above and in the section headed “Expected Timetable” are subject to changes, and further announcement(s) will be made in the event there is any change.

THE PREVIOUS INITIAL PUBLIC OFFERING APPLICATION

In July 2023, to explore the opportunity of establishing a capital market platform in the A-share market in the PRC, we entered into a tutoring agreement for the initial public offering (the “**Tutoring Agreement**”) with China International Capital Corporation Limited (“**CICC**”), to receive guidance from CICC, a qualified sponsor of A-share listing. On July 25, 2023, CICC, on behalf of our Company, submitted the preliminary tutoring filing (上市前輔導備案) to the CSRC Guangdong office.

Considering our strategic decision to privatise HEC CJ Pharm through a merger by absorption and pursue a listing of our H Shares on the Stock Exchange by way of introduction, our Company has decided to proceed with the Listing on an international platform. This approach will enable us to gain future access to foreign capital and attract a broader investor base. As of the Latest Practicable Date, our Company did not submit A-share listing application to the CSRC or the relevant stock exchanges in the PRC, and did not receive any comments or inquiries from the CSRC or the relevant stock exchanges in the PRC.

The Directors confirm that (a) there was no disagreement between our Company and the professional parties involved in the previous A-share listing attempt; and (b) there are no material matters or unresolved issues relating to our Company’s previous A-share listing attempt that need to be brought to the attention of the Stock Exchange. Based on the independent due diligence conducted by the Sole Sponsor, the Sole Sponsor is not aware that (a) there was any disagreement between the Company and the professional parties involved in the previous A-share listing attempt; or (b) there are any material matters or unresolved issues relating to the Company’s previous A-share listing attempt that need to be brought to the attention of the Stock Exchange.

EMPLOYEE INCENTIVE SCHEME

In order to incentivise our Directors, Supervisors, senior management and core employees for their contributions to our Group and to attract and retain suitable personnel to our Group, we established Yidu Fangwenwen and Yidu Yingwenfang as employee incentive platforms in China, and in June 2023, we adopted the Employee Incentive Scheme. See “Appendix VI — Statutory and General Information — D. Employee Incentive Scheme” in this Listing Document for further details.

HISTORY, DEVELOPMENT AND CORPORATE STRUCTURE

COMPLIANCE WITH LAWS AND REGULATIONS

As of the Latest Practicable Date, the establishment, equity transfer and change in registered capital of our Company had been properly and legally completed in compliance with applicable laws and regulations.

As advised by our PRC Legal Advisor, as of the Latest Practicable Date, our Company had obtained relevant approvals or confirmations for its establishment and subsequent equity transfers and registered capital changes in all material respects, and had registered or filed with the relevant competent authorities in accordance with the relevant PRC laws and regulations. As of the Latest Practicable Date, the establishment of our Company and subsequent equity transfers and changes in registered capital were valid and legally binding.

PUBLIC FLOAT

Rule 8.08(1)(a) of the Listing Rules requires there to be an open market in the securities for which listing is sought. This normally means that at least 25% of the issuer's total issued share capital must at all times be held by the public. None of the Domestic Shares (including Domestic Shares held by the Pre-Listing Investors) will be treated as part of the public float of our Company. All H Shares to be issued to the Share Exchange Shareholders (excluding the H Shares that will be issued to Guangdong HEC Technology, Mr. Tang Xinfa, the Relevant HEC CJ Pharm Directors and the Relevant HEC CJ Pharm Supervisors) will be counted towards the public float. It is expected that upon Listing, the total number of listed H Shares of our Company held by the public represents 18.53% of the total number of issued Shares of our Company. We have applied to the Stock Exchange to request the Stock Exchange to exercise its discretion under Rule 8.01(1)(d) of the Listing Rules, and the Stock Exchange has granted our Company a waiver from strict compliance with the requirements of Rule 8.08(1)(a) of the Listing Rules, pursuant to which the minimum percentage of our H Shares from time to time held by the public shall be the higher of (1) 18.53% and (2) such percentage of H Shares to be held by the public immediately upon completion of the Introduction and the Privatization. For details of the relevant waiver, please refer to "Waivers from Strict Compliance with the Listing Rules — Public Float" in this Listing Document.


[illegible]

Notes:

- * Individuals/entities marked with an asterisk “*” are our Controlling Shareholders also include Dongguan HEC Industrial and Zhejiang HEC Health.
- (1) Ruyuan Shuaicai Investment is a limited partnership established under the laws of the PRC and its general partner is Mr. Zhang. The limited partners of Ruyuan Shuaicai Investment are Hu Zhidong, Wei Cailiang and Zhou Lin, who are Independent Third Parties.
- (2) Zhang Hongwei is an Independent Third Party.
- (3) Ruyuan Yao Autonomous County Xinwei Investment Service Partnership (G.P.)* (乳源瑶族自治县新伟投资服务合伙企业(普通合伙)) (“**Ruyuan Xinwei Investment**”) is a general partnership established under the laws of the PRC. Ruyuan Xinwei Investment’s partners are Lu Yuxin, Zhang Hongwei, Zhu Yingwei, Deng Xinhua and Tang Xinfu (executive partner). Save for Zhu Yingwei and Tang Xinfu who are our non-executive Directors, the other partners are Independent Third Parties.
- (4) Ruyuan Yao Autonomous County Yangzhiguang Industrial Development Co., Ltd.* (乳源瑶族自治县阳光实业发展有限公司) (“**Ruyuan Yangzhiguang**”) is owned as to 80.52% by Ruyuan Yao Autonomous County Jingwei Industrial Development Co., Ltd.* (乳源瑶族自治县景伟实业发展有限公司) (“**Ruyuan Jingwei Industrial**”), which is in turn owned as to 99.82% and 0.18% by Li Shangjun and Zhang Tianbao, each an Independent Third Party.
- (5) Yichang HEC Medicine is owned as to 53.73% by Zhejiang HEC Health, 22.13% by North & South Brother Pharma (ultimately wholly-owned by Mo Kit, an Independent Third Party), 10.56% by Shenzhen HEC Industrial, 6.55% by Yichang HEC Research, 5.75% by Dongguan HEC Industrial and 1.28% by Hubei Hanshen Yangguang Biopharmaceutical Industrial Investment Fund (L.P.)* (湖北瀚桑阳光生物医药产业投资基金(有限合伙)) (ultimately controlled by Tu Ran (涂然), an Independent Third Party).
- (6) Linzhi Bayi District Gaoyuanzhiguang Investment Co., Ltd.* (林芝市巴宜区高原之光投资有限公司) (“**Linzhi Bayi Gaoyuanzhiguang**”) is a limited company established under the laws of the PRC, which is wholly-owned by He Xin, an Independent Third Party.
- (7) and (12) Yidu Shuaixinwei and Yidu Junjiafang are the share incentive plan platforms of our Company at the shareholder level, and Mr. Zhang is the sole general partner of these platforms. Mr. Zhang holds 29.77% interest in Yidu Shuaixinwei and 88.04% interest in Yidu Junjiafang, respectively. Yidu Shuaixinwei has a total of eight limited partners, with their names and approximate percentage of interest in Yidu Shuaixinwei listed as follows: Zhang Hongwei (15.07%), Zhu Yingwei (15.07%), Deng Xinhua (15.07%), Lu Yuxin (15.07%), Hu Zhidong (3.62%), Wei Cailiang (3.01%), Zhou Lin (3.01%) and Ms. Guo (0.30%). Save for Zhu Yingwei who is our non-executive Director and Ms. Guo who is our Controlling Shareholder, the other limited partners of Yidu Shuaixinwei are Independent Third Parties. Yidu Junjiafang has a total of ten limited partners, with their names and approximate percentage of interest in Yidu Junjiafang listed as follows: Wang Mingxing (1.55%), Zhang Wei (1.40%), Zheng Hongshu (1.29%), Wang Changyong (1.24%), Wang Jing (1.24%), Zhai Jianfeng (1.16%), Pan Yangjun (1.16%), Chen Junhao (1.09%), Pan Sanxiong (0.93%) and Ms. Guo (0.89%). Save for Ms. Guo who is our Controlling Shareholder, the other limited partners of Yidu Junjiafang are Independent Third Parties.

- (8) The shares of Guangdong HEC Technology are listed on the Shanghai Stock Exchange (stock code: 600673), and as of the Latest Practicable Date, Shenzhen HEC Industrial and its parties acting in concert, namely, Yichang HEC Medicine, Ruyuan Yangzhiguang Aluminum, Ruyuan HEC Enterprise Management, Shenzhen NewFoxon and Suzhou Fenghe directly and indirectly control approximately 52.69% interests in Guangdong HEC Technology. Ruyuan Yangzhiguang Aluminum is owned as to 40.11% by Ruyuan Yangzhiguang (ultimately controlled by Li Shangjun, an Independent Third Party and a merchant), 27.57% by Zhejiang Zheshang Industrial Finance Holdings Co., Ltd.* (浙江浙商產融控股有限公司) (ultimately controlled by Fu Yunsong (傅雲松) and Fang Lingya (方凌雅), each an Independent Third Party), 17.10% by North & South Brother (HK), and 15.22% by Ruyuan HEC Industrial. Ruyuan HEC Enterprise Management is owned as to 77.03% by Ruyuan Xinwei Investment (ultimately controlled by Tang Xinfa, our non-executive Director), 10.23% by Ruyuan Yao Autonomous County Zhilin Investment Service Partnership (G.P.)* (乳源瑤族自治縣志林投資服務合夥企業(普通合夥)) (ultimately controlled by Hu Zhidong (胡志東), an Independent Third Party), 7.90% by Ruyuan Yao Autonomous County Mingrong Investment Service Partnership (L.P.)* (乳源瑤族自治縣明榮投資服務合夥企業(有限合夥)) (ultimately controlled by Zhang Zhiming (張志明), an Independent Third Party), and 4.83% by Ruyuan Yao Autonomous County Weiming Investment Service Partnership (L.P.)* (乳源瑤族自治縣維明投資服務合夥企業(有限合夥)) (ultimately controlled by Wang Mingxing (王明星), an Independent Third Party). Shenzhen NewFoxon is a fund managed by Shenzhen NewFoxon Investment Co., Ltd.*, which is owned as to 55% by Guangzhou Fusheng Investment Co., Ltd.* (廣州復昇投資有限公司) (ultimately controlled by Ding Xungang (丁訓剛), an Independent Third Party and a merchant), 40% by Ding Xungang and 5% by Zhan Chu (詹礎) (an Independent Third Party). Suzhou Fenghe's general partner is Suzhou Industrial Park Tiantinghui Enterprise Management Co., Ltd.* (蘇州工業園區天庭輝企業管理有限公司), holding 0.5% interest in Suzhou Fenghe, and is wholly-owned by Liu Sheng (劉聖) (an Independent Third Party and a merchant). Suzhou Fenghe has five limited partners, namely, Liu Sheng, Sun Yuzhou (孫雨舟), Ding Hai (丁海), Feng Xiaowei (馮小偉) and Fang Jie (方杰), holding 49.5%, 15%, 15%, 10% and 10% interest in Suzhou Fenghe, respectively, and each an Independent Third Party. According to the acting in concert arrangements made among Shenzhen HEC Industrial, Yichang HEC Medicine, Ruyuan HEC Enterprise Management, Ruyuan Yangzhiguang Aluminum, Shenzhen Newfoxon and Suzhou Fenghe, the parties acting in concert with Shenzhen HEC Industrial agreed to fully defer their voting rights towards Guangdong HEC Technology to Shenzhen HEC Industrial. Since Shenzhen HEC Industrial is held as to 42.34%, 27.01% and 30.66% by Ruyuan Yuneng Electric, Shaoguan Xinyuneng Industrial and Ruyuan Xinjing Technology, respectively, Shaoguan Xinyuneng Industrial is owned as to 58% and 42% by Ruyuan Yuneng Electric and Ruyuan Xinjing Technology, respectively, and Ruyuan Yuneng Electric and Ruyuan Xinjing Technology are ultimately controlled by Ms. Guo and Mr. Zhang. Guangdong HEC Technology is ultimately jointly controlled by Ms. Guo and Mr. Zhang.
- (9) Dongyang City Caitong Renyao Equity Investment Partnership (L.P.)* (東陽市財通仁藥股權投資合夥企業(有限合夥)) ("Caitong Renyao")'s general partner is Zhejiang Caitong Capital Investment Co., Ltd.* (浙江財通資本投資有限公司), which is a wholly-owned subsidiary of Caitong Securities Co., Ltd.* (財通證券股份有限公司), whose shares are listed on the Shanghai Stock Exchange (stock code: 601108) and are ultimately controlled by the Zhejiang Provincial Department of Finance. The limited partner of Caitong Renyao is Dongyang City State-owned Assets Investment Co., Ltd. (東陽市國有資產投資有限公司), which is owned as to 90% by Dongyang City State-owned Assets Supervision and Administration Office (東陽市國有資產監督管理辦公室) and 10% by Zhejiang Financial Development Co., Ltd. (浙江省財務開發有限責任公司) (which is wholly owned by Zhejiang Provincial Department of Finance).
- (10) and (11) Yidu Yingwenfang and Yidu Fangwenwen are our Group's employee incentive platforms. For details of the Employee Incentive Scheme, please refer to "Appendix VI - Statutory and General Information - D. Employee Incentive Scheme."
- (13) For further details of the Pre-listing Investors, please refer to the "Pre-listing Investment" of this section.
- (14) As of the Latest Practicable Date, our Company has 79 subsidiaries in total, among which 50 subsidiaries are owned indirectly by our Company through HEC CJ Pharm.
- (15) Guenther is an Independent Third Party, save for his shareholding in Germany HEC. Guenther has passed away and the probate process in relation to his estate (including the equity interest in Germany HEC) is still ongoing as of the Latest Practicable Date to determine the heirs of Guenther.
- (16) US HEC is an indirect wholly-owned subsidiary of our Company.

- (17) On October 25, 2023, Shenzhen HEC Industrial pledged 42,988,226 Shares (representing approximately 9.27% of our issued Shares as of the Latest Practicable Date) to Industrial Bank Co., Ltd. Shenzhen Branch as collateral to guarantee a loan in the principal amount of RMB870 million for a period of five years ending on June 25, 2028.
- (18) On March 8, 2024, our Company and Hong Kong HEC entered into an equity transfer agreement, pursuant to which the transfer of rights and obligations attached to the 25.71% equity interest in HEC CJ Pharm from Hong Kong HEC to our Company has completed on March 8, 2024. As of the Latest Practicable Date, Hong Kong HEC remains the legal owner of the 25.71% equity interest in HEC CJ Pharm, as the register of members of HEC CJ Pharm has yet to be updated.



Notes:

- (1) to (17) Please refer to “the shareholding structure of our Company immediately prior to the completion of the Introduction and the Privatization” for further details.
- (18) According to the PRC Company Law and the Articles of Association, any Dissenting Shareholder may by written notice request HEC CJ Pharm to acquire the HEC CJ Pharm H Shares held thereby at a “fair price”, and HEC CJ Pharm or a party designated by HEC CJ Pharm may acquire the HEC CJ Pharm H Shares held by that Dissenting Shareholder. As at the Latest Practicable Date, North & South Brother Pharma, an Independent Third Party, is expected to be designated by HEC CJ Pharm to acquire the HEC CJ Pharm H Shares from any Dissenting Shareholder that elects to have their HEC CJ Pharm H Shares to be acquired at a “fair price”. The percentage of Shares held by H Share public shareholders immediately following the completion of the Introduction and the Privatization shall include H Shares held by North & South Brother Pharma obtained through the Share Exchange, if any.
- (19) HEC CJ Pharm will be deregistered after all its assets, liabilities, interests, businesses, employees, contracts and all other rights and obligations have been assumed by our Company in accordance with relevant laws and regulations.
- (20) Other Core Connected Persons consist of (i) Mr. Tang Xinfu, our non-executive Director, who will hold approximately 34,375 H Shares exchanged from 130,400 HEC CJ Pharm H Shares he held as of the Latest Practicable Date; (ii) Mr. Li Shuang, Mr. Wang Danjin, Mr. Jiang Juncui and Mr. Li Xuechen, each of whom is a director of HEC CJ Pharm, who will hold approximately 17,609, 17,714, 17,609 and 1,054 H Shares exchanged from 66,800, 67,200, 66,800 and 4,000 HEC CJ Pharm H Shares they held respectively as of the Latest Practicable Date; and (iii) Mr. Wang Shengchao and Mr. Luo Zhonghua, each of whom is a supervisor of HEC CJ Pharm, who will hold approximately 8,435 and 17,609 H Shares exchanged from 32,000 and 66,800 HEC CJ Pharm H Shares they held respectively as of the Latest Practicable Date.

BENEFITS OF THE INTRODUCTION AND THE PRIVATIZATION

The Directors believe that the completion of the Merger and the Listing benefits both Share Exchange Shareholders and the Company and marks a significant milestone in the development of the Company. The Merger and the Listing represent an opportunity for Share Exchange Shareholders to become shareholders of the Enlarged SLP Group, and will benefit the Company and Share Exchange Shareholders in the following aspects:

BENEFITS OF THE MERGER AND THE LISTING TO THE COMPANY

We plan to further integrate with HEC CJ Pharm to become a comprehensive pharmaceutical company driven by independent R&D with integrated capacities in R&D, production and commercialization, further capitalizing on the economies of scale and synergies to unleash greater growth potential.

Through the Merger, the Enlarged SLP Group will become an integrated pharmaceutical company engaging in R&D, production and commercialization of pharmaceutical products, and consolidate its position as a comprehensive pharmaceutical company

Before the completion of the Merger, as a result of the non-compete agreement between HEC CJ Pharm and SLP, there is a clear division of business between HEC CJ Pharm and SLP. SLP is responsible for the pharmaceutical R&D and overseas sales, while HEC CJ Pharm is responsible for the domestic commercialization of pharmaceutical products. HEC CJ Pharm currently does not have a strong in-house R&D system, and its revenue and profits are mainly generated from the sales of its major product, Kewei (oseltamivir phosphate). Its product structure is relatively simple and its channels for acquiring new products are limited. Through the full integration of SLP's and HEC CJ Pharm's businesses, the Enlarged SLP Group will promote the vertically integrated operation and management of pharmaceutical R&D, production and commercialization. By combining SLP's R&D capability and robust drug pipeline and HEC CJ Pharm's strong nationwide sales network, the Enlarged SLP Group will benefit from the synergy of the Merger. HEC CJ Pharm will reduce its dependence on its major products with the Enlarged SLP Group's diverse and robust drug pipeline, achieve long-term sustainable growth, expand its market value, and consolidate its position as a comprehensive pharmaceutical company.

Integrating domestic and overseas sales channels to build an extensive sales network

Before the completion of the Merger, as a result of the non-compete agreement and to avoid competition between HEC CJ Pharm and SLP, HEC CJ Pharm was solely responsible for the commercialization of pharmaceutical products in China, while SLP was solely responsible for the pharmaceutical R&D and overseas sales. After years of development, HEC CJ Pharm has formed a large domestic sales network in the PRC, while SLP has built an extensive sales network which covers eight jurisdictions and regions including but not limited to the United States, Germany, and the United Kingdom. SLP has established an independent brand with good reputation and formed certain sales capabilities. By combining the sales channels of HEC CJ Pharm and SLP, the Enlarged SLP Group will form a fully-integrated extensive sales network. As a result, the Enlarged SLP Group can carry out its business operations with more

BENEFITS OF THE INTRODUCTION AND THE PRIVATIZATION

flexibility and respond to the unmet medical demands for different pharmaceutical products without being subject to the constraints of the non-compete agreement, and provide its diverse and robust pipeline of pharmaceutical products to both domestic and overseas markets in the future, which our Directors believe is essential for the creation of a global pharmaceutical company and the enhancement of our market position and influence.

Improving overall corporate efficiency for long-term sustainable and resilient growth

Under the current management arrangement, the review chain of major business decision-making processes is long and requires the approval from both HEC CJ Pharm and SLP. It also takes a long time to complete the approval process for connected transactions for HEC CJ Pharm. As a result, strategic opportunities for product development may be missed. After completion of the Merger, the businesses of HEC CJ Pharm and SLP will be integrated to optimize the management structure, shorten the business decision-making process, improve the management operation efficiency and integrate the R&D systems, production facilities and sales networks, thus achieving long-term sustainable and resilient growth.

BENEFITS OF THE MERGER AND THE LISTING TO THE SHARE EXCHANGE SHAREHOLDERS

Our Directors believe that the Enlarged SLP Group will be an attractive investment opportunity for the Share Exchange Shareholders. Upon completion of the Merger, the Share Exchange Shareholders may continue to invest in HEC CJ Pharm (as part of the Enlarged SLP Group) which will be equipped with excellent commercialization capabilities; they may also benefit from the potential synergy that may be achieved as a result of the Merger. Apart from the greater capital market potential of the investment target, the Share Exchange Shareholders will also directly receive immediate cash benefits by way of Special Dividend of HK\$1.50 per Share to be distributed by HEC CJ Pharm, thus enabling the Share Exchange Shareholders to realize a certain level of capital return from their investment. As we do not need to raise capital in connection with the Listing, the proposed transaction will be less exposed to capital market volatility. In summary, our Directors believe that the overall transaction structure is in the interests of the Share Exchange Shareholders and that the long-term benefits to the Share Exchange Shareholders include the following:

Our integrated in-house R&D system and our R&D platform that covers the complete drug development cycle enabling us to achieve long-term value creation

In order to drive the long-term sustainable development of HEC CJ Pharm, in addition to maintaining the revenue growth from the existing pharmaceutical products, HEC CJ Pharm also needs to build a robust product pipeline and continue to introduce new products to ensure long-term growth. SLP has strong pharmaceutical R&D capabilities in the PRC, and has established an integrated in-house R&D system and an R&D platform that covers the complete development cycle of chemical drugs and biologics. It has in-house and systematic R&D capabilities, enabling rapid commercialization of our drugs under development.

BENEFITS OF THE INTRODUCTION AND THE PRIVATIZATION

Leveraging its R&D platforms, SLP has established a diverse and robust product pipeline in three major therapeutic areas with huge unmet clinical needs, and has formed differentiated development paths in each R&D field: (1) its pipeline of anti-infective drugs covers indications such as hepatitis B, hepatitis C, influenza, and acute respiratory infection; (2) in the field of chronic diseases, SLP has built a strong diabetes drug portfolio, and is continuing to expand product lines to cover respiratory diseases such as pulmonary fibrosis, pulmonary hypertension, chronic obstructive pulmonary disease, and asthma, and is gradually expanding to metabolic disorders such as gout and obesity and neuropsychiatric disorders; (3) its oncology pipeline focuses on the treatment of solid tumor and blood cancers (hematological malignancy) utilizing technologies such as precise targeting.

Through this integration, the Share Exchange Shareholders will become the shareholders of the Enlarged SLP Group, and benefit from the R&D results produced by its R&D platforms focusing on the three key therapeutic areas. The Enlarged SLP Group will achieve a virtuous cycle in respect of its business model of integrated R&D, production and commercialization focusing on innovative new drugs, while continue to be involved in modified new drugs, generic drugs and biosimilars. The Enlarged SLP Group's major products will continuously generate strong cash flow to support R&D investment, and its strong R&D capabilities will further strengthen its product portfolio and expand its market shares, which will be conducive to sustainable business growth and long-term value creation.

Eliminating connected transactions, improving operational efficiency and expanding economies of scale

Under the current shareholding structure, SLP and HEC CJ Pharm are required to comply with their non-compete agreement and the connected transaction requirements under the Listing Rules. After the completion of the Merger, the Enlarged SLP Group will be able to complete the integration of R&D, manufacturing and commercialization, resulting in a more streamlined and efficient decision-making process, which enables it to respond to market demands more rapidly and with more reasonable commercial arrangements. In addition, after the Merger, the Enlarged SLP Group will be able to utilize the combined supply chain system and manufacturing bases, which will significantly reduce the number of continuing connected transactions between the SLP and HEC CJ Pharm, as well as the restrictions from non-compete agreement. This is expected to further reduce procurement and manufacturing costs, thereby enhancing management efficiency, lowering overall operating expenses, maximizing cooperation synergies, and achieving economies of scale.

Enhancing overall performance in the capital market

Firstly, prior to the implementation of the Merger, HEC CJ Pharm does not have an independent R&D system, and its capital market valuation was at a low level. After completion of the Merger, the Enlarged SLP Group will become a comprehensive pharmaceutical enterprise integrating R&D, production and commercialization, as well as a listed entity with a complete business chain, which will enhance investors' market confidence in the Enlarged SLP Group.

BENEFITS OF THE INTRODUCTION AND THE PRIVATIZATION

Secondly, HEC CJ Pharm will significantly reduce the number of continuing connected transactions that it involves, and the restrictions from non-compete agreement, which will be beneficial in reducing its administrative and compliance costs, thus boosting overall business performance.

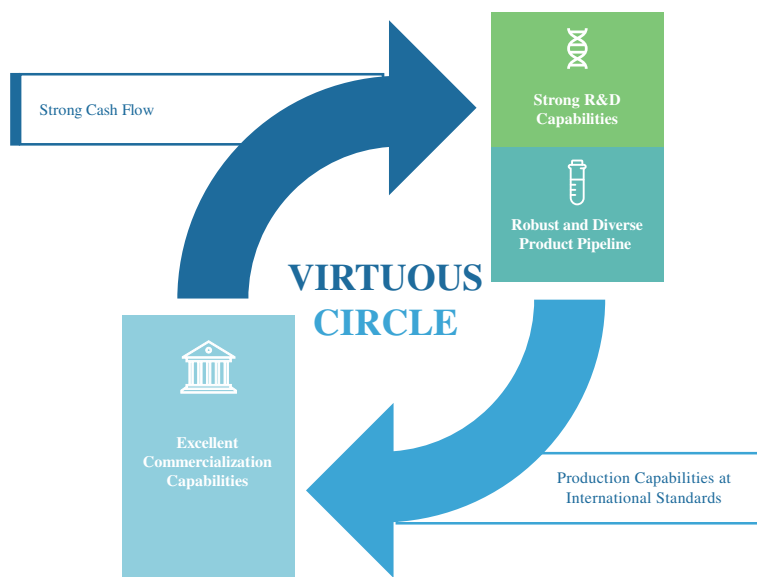
Thirdly, prior to the implementation of the Merger, HEC CJ Pharm's sources of business revenue and profits were relatively concentrated. After completion of the Merger, the Enlarged SLP Group will have stronger R&D capabilities and a more diverse drug pipeline to respond to changing market competition, which will increase its long-term investment value. The above changes will also make the Enlarged SLP Group more attractive to investors.

In summary, after the Merger becomes unconditional and upon completion of the Listing, the Enlarged SLP Group will become a comprehensive pharmaceutical enterprise integrating R&D, production and sales, with reduced management and compliance costs, and a steady and continuous growth in its revenue and profits, all of which will enhance the Enlarged SLP Group's overall performance in the capital market.

OVERVIEW

We are a vertically integrated pharmaceutical company engaging in research and development, production and commercialization of pharmaceutical products with a focus on innovative drugs and are also involved in modified new drugs, generic drugs and biosimilars. With over two-decade of experience since our inception in 2003, we have built independent research and development platforms, production facilities that meet the international standards and a comprehensive sales network. We strategically focus on therapeutic areas of infectious diseases, chronic diseases and oncology. We are a market leader in the oseltamivir phosphate market in China in terms sales value in 2024. In 2024, our oseltamivir phosphate products, including our top-selling product, Kewei, accounted for 54.8% of the entire oseltamivir phosphate market in China. During the Track Record Period, sales of oseltamivir phosphate accounted for 81.2%, 86.9% and 64.2% of our revenue for the years ended December 31, 2022, 2023 and 2024, respectively. Most of the oseltamivir phosphate revenue was generated from Kewei (oseltamivir phosphate), our top-selling product. We also generated revenue from sales of chronic disease treatment drugs in the amount of RMB517.3 million, RMB580.7 million and RMB1,067.7 million for the years ended December 31, 2022, 2023 and 2024, respectively, accounting for 13.6%, 9.1%, 26.6% of our total revenue for the same period, respectively. Driven by our in-house research and development, we have developed a diverse and robust product portfolio. As of the Latest Practicable Date, we had 150 approved drugs in various countries and regions, including China, the United States and Europe. As of the Latest Practicable Date, we also had more than 100 drugs in the pipeline, including 49 Class I innovative drug candidates in China, among which one innovative drug candidate was under the NMPA's review for launching and ten innovative drug candidates were in Phases II or III clinical trials. As of the Latest Practicable Date, we have successfully developed and launched three Class I innovative drugs and applied for launching one Class I innovative drug through our in-house research and development in China. The value and potential of our drug portfolio have been recognized by our international industry peers, particularly highlighted by the overseas exclusive license agreement we entered into with one of our international partners in respect of our product candidate HEC88473. As a result of our extensive pipeline of anti-infective drugs, we were approved by the Ministry of Science and Technology of the PRC to establish a State Key Laboratory of Anti-Infective Drug Development.




We have managed to create a virtuous circle in respect of our business model through our integrated capabilities in research and development, production and commercialization. Our strong research and development and production capabilities have facilitated the successful commercialization of our products. The strong operating cash flow generated by the sales of our products then allows us to continue to invest in our research and development, production and marketing. Through this virtuous circle, we are able to continuously advance our innovative research and development capabilities, which is essential for us to further strengthen our product portfolio and expand our market shares, eventually leading to our sustainable business growth and maintaining long-term competitive advantage.



We have developed comprehensive and integrated in-house research and development capabilities. We have more than 1,100 research and development personnels which consist of scientists with extensive work experience gained in multinational pharmaceutical companies and pharmaceutical talents with rich experience in research and development. Core members of the team, including Dr. Zhang Yingjun (張英俊博士), Dr. Gu Baohua (谷保華博士), Dr. Ye Qunrui (葉群瑞博士) and Dr. Cai Xiaoli (蔡曉莉醫學博士), have industry insights and drug research and development experience. Our research and development platforms cover the full cycle of the development of chemical drugs and biologics. We also possess advanced technologies such as AIDD, small nucleic acid, ADC, PROTAC and specific antibody. We are also committed to applying AI technology across all stages of drug research and development, having established advanced AI-driven models to enhance our innovation capabilities. We have continued to invest in research and development during the Track Record Period. Our strong in-house research and development capabilities have translated into a diverse and robust drug pipeline, and enable us to efficiently advance our drugs under development to commercialization. We have completed Phase I clinical trials for four new drugs in the United States and Australia as of the Latest Practicable Date. We submitted the BLA for our biosimilar, Insulin Glargine, to the U.S. FDA in December 2023, and have been actively addressing the U.S. FDA's requests for additional information to facilitate the approval process. We are expected to become the first PRC pharmaceutical company to sell Insulin Glargine in the United States, which has received the U.S. FDA approval for an exemption from Phase III clinical trial.

We have a diverse and robust product portfolio in our strategically focused therapeutic areas, including infectious diseases, chronic diseases, and oncology. The following table sets forth our drug portfolio comprising some of our major drugs and drug candidates:

Drug Portfolio

Therapeutic Area	Product Name	Classification ^(a)	Target	Indications	Drug Highlights	Clinical Trial or Sale Region	Pre-clinical	Phase I	Phase II	Phase III	NDA/BLA	Launch
Infectious Diseases 	Dongwei'en (Emitasvir Phosphate)	1	NS5A	Hepatitis C	The rate of SVR12 reaches 99.5%	China						
	Dong'antai (Nefasvir Phosphate)*	1	NS5A	Hepatitis C	Domestic in-house R&D combination treatment regimen for pan-genotypic treatment	China						
	Dong'anjiang (Enocofosbuvir)*	1	NS5B	Hepatitis C		China						
	Dong'andi (Morphothiadine Mesylate)	1	HBV capsid	Hepatitis B	Leading clinical trial progress in China	China						
	Dong'anrui (Freethiadine)	1	HBV capsid	Hepatitis B	Improved antiviral activity	China						
	HECN30227	1	HBV RNA	Hepatitis B	Improved in vitro and in vivo activity	China						
	HEC191834	1	TLR8	Hepatitis B	High selectivity, high distribution to the liver	China						
	Five Insulins ⁽¹⁾	3.3	IR	Diabetes	Advanced production process, quality similar to the RLD	China						
	Dongjiantang (Oloriglitoflozin) ⁽²⁾	1	SGLT-2	Diabetes	Best urinary glucose excretion in 24 hours	China						
	Guangjianyou (Insulin glargine (U.S.)) ⁽³⁾	3.3	IR	Diabetes	Potential to enter U.S. market	China & U.S.						
Chronic Diseases 	Guangjianbao (HEC38473) ⁽⁴⁾	1	GLP-1/FGF21	Diabetes, Obesity, NASH	Advanced R&D progress	China & Australia						
	Dongjiandi (Vinfenidone Hydrochloride) ⁽⁵⁾	1	-	IPF	Better anti-fibrotic effects and safety profile	China & U.S.						
	Dongjiansheng (HEC53856) ⁽⁶⁾	1	HIF-PHD	Renal anemia	Better safety profile	China						
	Dongtongshen (Mitizodone Phosphate)	1	5-HT _{1A} , 5-HT _{1B}	Depression	Multi-target synergistic mechanism	China						
	Dongjiangang (HEC95468)	1	sGC	PAH	Steady blood pressure-lowering effect	China						
	Dongjianshun (HEC93077)	1	XO/URAT1	Gout	Leading clinical trial progress of dual-target inhibitor in China	China						
	Dongjianyuan (HEC96719) ⁽⁷⁾	1	FXR	NASH	Leading clinical trial progress among FXR drug candidates for NASH in China	China & Australia						
	HEC169584 ⁽⁸⁾	1	THR-β	NASH	High hepatic targeting	China						
	Dongtongshun (HEC137076)	1	5-HT _{1f}	Migraine	High blood-brain barrier penetration	China						
	Amlodipine Besylate Granules ⁽⁹⁾	2.2	CCB	Hypertension, Coronary heart disease	Targeting patients with hypertension and stroke who have swallowing difficulties and pediatric patients with hypertension	China						
Oncology 	HECB1502201	2.2, 2.4	P-CABs	Peptic ulcer bleeding	Better control over gastric pH	China						
	HECB1701301	2.1, 2.2	NMDA	AD	Drug compliance improvement	China						
	HEC007	1	GLP-1/GCG/GIP	Obesity	Potent weight reduction, improved blood lipids and fatty liver condition	China						
	Dongningchun (Clitfinib Besylate) ⁽¹⁰⁾	1	FLT3	AML	High selectivity, significant efficacy	China						
	Dongningguan (Larotinib Mesylate)	1	EGFR	ESCC	Excellent clinical efficacy	China						
	Dongningsheng (HEC53856)	1	HIF-PHD	CIA	Better safety profile	China						
	Dongningda (HEC169096)	1	RET	Tumors	Effective against resistance to selective RET inhibitor	China						
	HEC201625	1	PD-L1	Tumors	Oral small molecule tumor immuno-therapy	China						

Overseas clinical trial

Licensing/co-development

Notes:

- * Following NMPA approval, we plan to sell Dong'an'ai (Netanasvir Phosphate) and Dong'an'qiang (Encofosbuvir) in China under the brand names Dongweizhuo (東衛卓®) and Dongyinghe (東英賀®), respectively.
- (1) Our five insulin products include (i) Human Insulin Injection, (ii) Mixed Protamine Human Insulin Injection (30R), (iii) Insulin Glargine Injection, (iv) Insulin Aspart Injection, and (v) Insulin Aspart 30 Injection.
 - (2) Based on its Phase I clinical trial results and our predication of the effective dose for its Phase III clinical trial by using population pharmacokinetics and exposure-response (E-R) models, we applied to and received approval from the CDE for an exemption from the Phase II clinical trial to directly conduct the Phase III clinical trial.
 - (3) We have been collaborating with Lannett to develop Insulin Glargine Injection for the U.S. market. As a biosimilar, we are generally required to conduct Phase I and Phase III clinical trials. We applied to the U.S. FDA for an exemption from Phase III clinical trial, and we have received the U.S. FDA approval for this exemption. The approval allowed us to submit the BLA for our Insulin Glargine Injection to the U.S. FDA in December 2023 without conducting Phase III clinical trial.
 - (4) We also completed Phase I clinical trial in Australia and entered into an exclusive license and commercialization agreement with Apollo Therapeutics Group Limited in November 2024.
 - (5) We also completed Phase I clinical trial in the U.S.
 - (6) HEC53856 has two indications, namely renal anemia and CIA.
 - (7) We also completed Phase I clinical trial in Australia.
 - (8) HEC169584, a THR- β agonist drug candidate for the treatment of NASH, is the first new small molecule drug candidate developed by our AIDD laboratory. We have submitted the IND application for HEC169584 in September 2024. We obtained its clinical trial approval in December 2024.
 - (9) We have completed its bioequivalence study and submitted its NDA in November 2024.
 - (10) Based on its Phase I clinical trial results, we applied to and received approval from the CDE for an exemption from the Phase II clinical trial to directly conduct the Phase III clinical trial. On November 25, 2024, we entered into an exclusive commercialization collaboration agreement with HEC CJ Pharm and Shenyang Sunshine Pharmaceutical Co., Ltd.
 - (11) In China, drugs are classified by the NMPA into Class 1 as innovative (chemical/biological) drugs that have never been marketed worldwide, Class 2 as modified new drugs comprising sub-classes 2.1 (drugs containing optical isomers, esters, salts or other derivatives of known active ingredients), 2.2 (drugs with new dosage forms, formulation processes or routes of administration), 2.3 (new compound preparations of known active ingredients) and 2.4 (drugs for new indications) and Class 3.3 as biosimilars. In other jurisdictions, these drugs may be classified differently based on their respective regulatory frameworks.

As of the Latest practicable Date, we have 150 approved drugs and more than 100 drug candidates in the pipeline. The table below sets forth a breakdown of our approved drugs and drug candidates by therapeutic area and geographic area as of the Latest Practicable Date.

	Innovative Drugs		Biosimilar Drugs		Modified New Drugs		Generic Drugs					Other overseas countries	
	Approved drugs	Drug candidates	Approved drugs	Drug candidates	Drug candidates	Drug candidates	Approved drugs	Drug candidates	Approved drugs	Drug candidates			
	China ⁽¹⁾		China ⁽²⁾		China		China		U.S.		E.U.		
Therapeutic area													
Anti-infective drugs . . .	3	9	0	0	0	0	26	5	10	0	9	1	2 ⁽³⁾
Chronic disease treatment drugs . . .	0	23	5	7	9	9	40	19	24	3	20	0	1 ⁽⁴⁾
Oncology and other diseases	0	17	0	0	0	0	5	8	3	0	2	0	0
Total	3	49	5	7	9	9	71	32	37	3	31	1	3

Note 1: We are conducting clinical trials for our Chinese innovative drugs concurrently in other countries. Such concurrent clinical trials include the following: (i) we completed Phase I clinical trial in Australia for Guangjianbao (HEC88473); (ii) we are conducting clinical trials in the U.S. for Dongjiandi (Yinfenidone Hydrochloride) and have completed Phase I clinical trial; and (iii) we are conducting clinical trials for Dongjianyuan (HEC96719) in Australia and have completed Phase I clinical trial in Australia.

Note 2: We have also submitted the BLA for our Insulin Glargine Injection to the U.S. FDA in December 2023.

Note 3: Our generic drugs Moxifloxacin Hydrochloride Tablet has obtained approval in Malaysia and Clarithromycin Tablet has obtained approval in South Africa.

Note 4: Our Entacapone Tablet has obtained approval in Malaysia.

BUSINESS

As of December 31, 2024, we had two production bases located in Songshan Lake, Dongguan, Guangdong province, the PRC, and Yidu, Hubei province, the PRC, with a total area of over 1,300 mu. Our production bases are built in compliance with international standards and our Songshan Lake base has obtained GMP certifications from the United States, the European Union and China. Our production facilities cover the entire pharmaceutical production process in respect of formulations, forming a well-coordinated production system. We are capable of manufacturing pharmaceuticals in a variety of dosage forms, including tablets, capsules, granules, and dry suspensions. Our Yidu production facility has obtained PRC GMP certification, and recently passed the inspection conducted by the U.S. FDA in May 2024. Our Yidu production base is the largest Kewei (oseltamivir phosphate) production base in the PRC.

We have an extensive sales network in China. As of the Latest Practicable Date, we had promoted and sold a total of 48 drugs in China. Our sales and distribution network spans 32 provinces, municipalities and autonomous regions, and nearly 300 prefecture-level cities in China. Our sales and distribution network covers over 2,500 Class III hospitals, 9,600 Class II hospitals and 89,000 Class I hospitals, large-scale national or regional pharmacy chains and other medical institutions, allowing us to maximize our reach of the market in China. We also actively participate in national medical insurance negotiations in respect of our innovative drugs, and as a result, one of our Class I innovative drugs had been included in the NRDL as of December 31, 2024. In terms of overseas markets, we have been expanding in the U.S. and Europe for several years. Our overseas sales network covers eight countries and regions including the United States, Germany, and the United Kingdom. Our products have gained a good reputation in overseas markets and we have built sales capabilities in local markets.

We have been selected as one of the Top 20 companies in the “China Drug Research and Development Comprehensive Strength Ranking” (中國藥品研發綜合實力排行榜) released by Yaozhi.com (藥智網), a well-known healthcare industry data provider in China, for seven consecutive years from 2017 to 2023. This ranking is based on a comprehensive evaluation of drug approvals, R&D investment, clinical trial progress and patent portfolio. We have also been ranked among the tier-one group of the “Top 100 Chinese Pharmaceutical Innovators” (中國醫藥創新企業100強) issued by Healthcare Executive Magazine (E藥經理人), a reputable business magazine for the healthcare industry in China, for five consecutive years from 2019 to 2023. This ranking assesses companies based on innovation foundation, process and outcomes, with key indicators including the number of granted patents, patent citations, clinical trials and approved innovative drugs. In August 2024, we received a first-class award of Guangdong Science and Technology Award (廣東省科技進步一等獎) granted by the People’s Government of Guangdong Province in recognition of our contributions to scientific and technological advancement.

OUR COMPETITIVE STRENGTHS

We are a pharmaceutical company with vertically integrated capabilities in research and development, production and commercialization of pharmaceuticals, ranking first in the PRC in terms of the sales revenue of antiviral drugs for the past five years

Our in-house innovation and research and development capabilities are the driving force and core competency for our long-term development. We have rich experience in engaging in in-house research and development of innovative drugs. We have established a large and professional research and development team consisting of over 1,100 employees. Our in-house research and development platforms cover the entire research and development process of chemical drugs and biologics. We are among the top PRC pharmaceutical companies in terms of the number of innovative drugs under clinical development. We have successfully developed and launched three Class I innovative drugs and applied for launching for one Class I innovative drug through our in-house research and development.

Expanding our international footprint is a key strategy for our business development. According to the Frost & Sullivan Report, we have commercialized pharmaceutical formulation overseas and one of the PRC pharmaceutical companies with the largest number of overseas approvals. With our Fingolimod capsule, a U.S. FDA approved first generic drug, we have become the first PRC pharmaceutical company that successfully challenged the patent of a novel drug in the U.S.. We have also been conducting overseas clinical trials and have completed Phase I clinical trials for four new drugs in the United States and Australia, two of which have obtained FDA Orphan Drug Designation. We received FDA clearance of IND application in respect of HEC88473 in February 2024 and entered into an exclusive license and commercialization agreement for HEC88473 with Apollo Therapeutics Group Limited in November 2024. According to the Frost & Sullivan Report, we were one of the only two PRC pharmaceutical companies to develop insulin products for the U.S. market as of the Latest Practicable Date. According to the Frost & Sullivan Report, we ranked 16th among the top 30 pharmaceutical companies in the world and 1st among PRC pharmaceutical companies in terms of approved generic drugs from May 2018 to May 2019.

We have an extensive nationwide sales and distribution network, which has been a key driver for our business growth. As of December 31, 2024, we had 1,884 dedicated sales and marketing personnels spanning 32 provinces, municipalities and autonomous regions across China covering over 2,500 Class III hospitals, 9,600 Class II hospitals and 89,000 Class I hospitals, large-scale national or regional pharmacy chains and other medical institutions. In addition, our overseas sales network covers eight countries and regions, and we maintain long-term partnerships with world-renowned pharmaceutical companies which provide a solid foundation for continuous expansion of our business overseas. We had 70 drugs approved overseas, including 36 in the United States and 31 in Europe as of December 31, 2024. Our Clarithromycin Tablets and its Sustained-Release Tablets accounted for more than 21% and 87% of the market share in the United States in 2022, respectively, while our Azithromycin Tablets ranked first in terms of market share for the Azithromycin market in Germany for the

period between 2018 and 2022 according to the Frost & Sullivan Report. The large number of overseas approvals we have obtained helps us to further improve our overseas market position, strengthen our product supply chain, and expand our market size.

We have also built production bases and quality management systems based in the PRC, which have obtained international GMP certifications, and help us to produce high-quality drugs in an efficient and sustainable manner and safeguard the commercialization of our products.

Our outstanding commercialization capabilities have helped us maintain our position as the number one pharmaceutical company in terms of antiviral drugs sales revenue in the PRC for the past five years from 2018 to 2022 according to the Frost & Sullivan Report and steadily increase our overseas sales. As of the Latest Practicable Date, we had promoted and sold 48 drugs in the PRC and 21 of our drugs had been the winning bids in connection with the centralized tender with respect to medicine procurement by the PRC authorities including five insulin products which have become a reliable source for our revenue. Kewei (oseltamivir phosphate), as our major product and the top brand of oseltamivir phosphate, ranked first in the PRC in terms of cumulative oseltamivir phosphate shipments and production volume over a period of five years between 2019 and 2023, according to the Frost & Sullivan Report. The sales revenue for Insulin Glargine and Dongweien (emtasvir phosphate) grew 426% and 276%, respectively, in 2023 when compared to 2022. As of December 31, 2024, we had commercialized five insulin products for sale in the Chinese market all of which have won the national VBP scheme tenders, and expected greater sales growth for our insulin product series.

We have managed to create a virtuous circle in respect of our business model through our integrated capabilities in research and development, production and commercialization. Our strong research and development and production capabilities have facilitated the successful commercialization of our products. The strong operating cash flow generated by the sales of our products not only funds our daily operations, but also allows us to continue to invest in our research and development, production and marketing. Through this virtuous circle, we are able to continuously advance our innovative research and development capabilities, which is essential for us to further strengthen our product portfolio and expand our market shares, eventually leading to our sustainable business growth and maintaining long-term competitive advantage.

We have established a diverse and robust pipeline of innovative drug candidates with commercialization potential

We strategically focus on the research and development of innovative drugs in the therapeutic areas of infectious diseases, chronic diseases and oncology. The research and development of our drug candidates in the pipeline is primarily driven by our in-house R&D. As of the Latest Practicable Date, we had a diverse and robust pipeline of 49 Class I innovative drug candidates in China, mainly comprising (i) one Class I innovative drug candidate, for which we have submitted the NDA to the NMPA, and (ii) ten Class I innovative drug candidates in Phase II or Phase III clinical trials. We believe our diverse and robust pipeline of I

innovative drug candidates enables us not only to maintain a competitive edge in the research and development area among the PRC pharmaceutical companies but also to support our sustainable growth. Clinical drug development involves a lengthy and expensive process and uncertain outcome. For the risk associated with our clinical trial development, please see “Risk Factors — We rely substantially on the success of our drug candidates, some of which are in preclinical or clinical development stage, as well as our ability to identify additional drug candidates. If we are unable to successfully identify new drug candidates, complete clinical development, obtain regulatory approval and commercialize our drug candidates, or experience significant delays in doing so, our business will be materially harmed.”

Established domestic R&D capabilities for anti-infective drugs

Relying on our State Key Laboratory of Anti-Infective Drug Development, we have been continuously focusing on research and development on multiple indications for viral and bacterial infections, which has further enhanced our position in the therapeutic area of infectious diseases. As of the Latest Practicable Date, our anti-infective Class I innovative drugs primarily focused on the treatment of hepatitis C as well as hepatitis B, and mainly comprised (i) three Class I innovative drugs for the treatment of hepatitis C, which have been approved by the NMPA for launching, and (ii) one Class I innovative drug candidate that we have been developing in-house for the treatment of hepatitis B in Phase III clinical trial.

Hepatitis C. We have one commercialized Class I innovative drug for the treatment of genotype-specific chronic hepatitis C and two approved Class I innovative drugs for the treatment of pan-genotypic chronic hepatitis C. Our Dongweien (emitasvir phosphate) is a domestic in-house R&D Class I innovative drug for the treatment of genotype 1 chronic hepatitis C, which has been approved for launching and included in the NRDL in China. The combination treatment of Dongweien (emitasvir phosphate) and Sofosbuvir achieved an SVR12 of 99.5% against genotype 1 chronic hepatitis C patients. We also have two approved Class I innovative anti-HCV drugs, namely Dong’antai (Netanasvir Phosphate) and Dong’anqiang (Encofosbuvir), which were approved by the NMPA for launching in China in February 2025 and March 2025, respectively. We are currently scaling up production and finalizing our market launch preparations, with sales expected to begin in July 2025. In parallel, we are preparing to initiate negotiations with national medical insurance authorities in December 2025, and we anticipate that our products will be included in the NRDL starting in January 2026. Our combination treatment regimen of Netanasvir Phosphate and Encofosbuvir is a domestic in-house R&D combination treatment regimen for pan-genotypic chronic hepatitis C, which achieved an SVR12 of 95.0% against pan-genotypic chronic hepatitis C patients. According to the Frost & Sullivan Report, the total number of patients diagnosed with chronic hepatitis C in China was 2.6 million in 2023 and is expected to increase to 2.8 million and 3.1 million in 2026 and 2030, respectively.

Hepatitis B. We have established a pipeline of innovative drug candidates with various mechanism of actions for the treatment of hepatitis B. We have one Class I innovative anti-HBV drug candidate in Phase III clinical trial, namely Dong'andi (Morphothiadine Mesylate). According to the Frost & Sullivan Report, Morphothiadine Mesylate was the only anti-HBV capsid inhibitor in Phase III clinical trial in China and had the leading clinical trial progress in China as of the Latest Practicable Date. Morphothiadine Mesylate was also the world's first oral small molecule drug for the treatment of chronic hepatitis B, which has been clinically validated to significantly inhibit hepatitis B virus surface antigen, according to the Frost & Sullivan Report. We also have one Class I innovative drug with Phase I clinical trial completed, namely Freethiadine, which also targets anti-HBV capsid inhibitor. In addition to anti-HBV capsid inhibitor drug candidates, we also have two Class I innovative drug candidates, which might be possible to functionally cure chronic hepatitis B through combination therapy. For example, we plan to submit the IND application for HECN30227 in 2025, which is a small nucleic acid drug. In addition, our HEC191834 is a TLR8 agonist drug candidate, which is also in preclinical stage. According to the Frost & Sullivan Report, the total number of patients diagnosed with chronic hepatitis B in China was 19.1 million in 2023 and is expected to increase to 23.2 million and 31.9 million in 2026 and 2030, respectively. According to the Frost & Sullivan Report, the market size of anti-HBV drugs in China reached RMB9.9 billion in 2023 and is expected to increase to RMB16.7 billion and RMB43.4 billion in 2026 and 2030, respectively.

A diverse and near-commercial pipeline of innovative drug candidates for the treatment of chronic diseases

As of the Latest Practicable Date, our chronic disease treatment innovative drug candidates primarily focused on the treatment of metabolic diseases such as diabetes, obesity and NASH, as well as respiratory system diseases, and neuropsychiatric diseases, and mainly comprised (i) one Class I innovative drug candidate that we have been developing in-house and for which we have submitted the NDA to the NMPA, (ii) six Class I innovative drug candidates that we have been developing in-house in Phase II or III clinical trials, (iii) two Class I innovative drug candidates for which we have been approved for clinical trials, and (iv) one Class I innovative drug candidate for which the IND application has been submitted.

Diabetes. We have established a comprehensive product portfolio and drug pipeline, covering chemical drugs and biologics, for the treatment of diabetes. Our Dongjiantang (Ologliflozin) is a Class I innovative SGLT-2 inhibitor drug candidate that we have been developing in-house for the treatment of type 2 diabetes and for which we have submitted the NDA to the NMPA in December 2023. Our Guangjianbao (HEC88473) is a Class I innovative dual-targeted (GLP-1/FGF21) biological drug candidate with three intended indications including type 2 diabetes, which we have been developing in-house in Phase II. According to the Frost & Sullivan Report, HEC88473 was the first GLP-1/FGF21 dual agonist drug candidate to enter the clinical stage and had the leading R&D progress among all GLP-1/FGF21 dual agonist drug candidates in the world as of the Latest Practicable Date. According to the Frost & Sullivan Report, the market size of diabetes drugs in China reached RMB67.6 billion in 2023 and is expected to increase to RMB90.3 billion and RMB122.3 billion in 2026 and 2030, respectively.

Respiratory system diseases. We have established a diverse drug pipeline for the treatment of respiratory system diseases. Dongjiandi (Yinfenidone Hydrochloride) is a Class I innovative drug candidate for the treatment of IPF in Phase II clinical trial. We completed Phase I clinical trials for Yinfenidone Hydrochloride in China and the U.S. and Yinfenidone Hydrochloride was also granted Orphan Drug Designation in the U.S. We have been conducting its Phase II clinical trial in China and have obtained its interim analysis data. We have also received its Phase III clinical trial approval from the Center for Drug Evaluation (CDE). In addition, we also have (i) one Class I innovative drug candidate for the treatment of pulmonary arterial hypertension, namely Dongjianqiang (HEC95468), and (ii) four modified new drugs for the treatment of COPD and asthma, namely Tiotropium Bromide Inhaler, Tiotropium Bromide and Olodaterol Inhaler, and two other modified inhalers. According to the Frost & Sullivan Report, the market size of respiratory system disease drugs in China was RMB82.1 billion in 2023 and is expected to increase to RMB103.7 billion and RMB123.9 billion in 2026 and 2030, respectively.

Expanding the innovative drug pipeline with multiple treatment technologies for oncology

We aim to achieve significant clinical benefits by using multiple treatment technologies, such as precise targeting and ADC to establish a wide coverage of the product candidates. As of the Latest Practicable Date, our oncology drug candidates mainly comprised (i) two Class I innovative drug candidates that we have been developing in-house in Phase III clinical trials, (ii) one Class I innovative drug candidate that we have been developing in-house in Phase II clinical trial, (iii) one Class I innovative drug candidate that we have been developing in-house in Phase I clinical trial and (iv) one Class I innovative drug candidate that we have been developing in-house in pre-clinical trial. We expect our oncology drug candidates in our pipeline to bring new business growth opportunities to us, thereby enhancing our market competitiveness.

Our Dongningchun (Clifutinib Besylate) is a Class I innovative drug candidate that we have been developing in-house for the treatment of AML in Phase III clinical trial. According to the Frost & Sullivan Report, Clifutinib Besylate was the first domestic in-house R&D highly selective FLT3 inhibitor drug candidate that has entered Phase III clinical trial. According to the Frost & Sullivan Report, the market size of AML drugs in China was RMB0.3 billion in 2023 and is expected to increase from RMB1.0 billion in 2026 to RMB3.5 billion in 2030, with a CAGR of 36.8%. Our Dongningguan (Larotinib Mesylate) is a Class I innovative drug candidate that we have been developing in-house in Phase III clinical trial for the treatment of esophageal squamous cell carcinoma, a type of esophagus cancer. According to the Frost & Sullivan Report, Larotinib Mesylate was the first small molecule targeted therapeutic drug for the treatment of esophageal cancer in China that entered Phase III clinical trial. According to the Frost & Sullivan Report, the number of incidence of esophagus cancer in China was 231.0 thousand in 2023 and the number of new cases of esophagus cancer is expected to increase to 252.3 thousand and 280.5 thousand in 2026 and 2030, respectively.

We have built comprehensive in-house research and development capabilities and have created independent research and development platforms and technologies that cover the entire drug development cycle for both chemical drugs and biologics

Since our inception, we have been committed to developing innovative drugs with clinical advantages. We have been continuously improving our research and development platforms and enhancing our research and development capabilities. We have built independent research and development platforms and technologies for the entire cycle of drug development from early drug discovery to commercialization and production. We are equipped with full-cycle research and development platforms for both chemical drugs and biologics. In addition, we are committed to applying AI technology across all stages of drug research and development, having established multiple advanced AI-driven models to enhance our innovation capabilities. We obtained the clinical trial approval for HEC169584 in December 2024, a THR- β agonist drug candidate for the treatment of NASH, which is the first new small molecule drug candidate developed by our AIDD laboratory. Please see “— Chronic Diseases — Product Candidate — HEC169584” for details. By integrating every step in the drug research and development process effectively, we achieve seamless operation to support efficient drug research and development. The comprehensive and integrated drug discovery and development process has become our significant advantage.

With respect to innovative chemical drugs, the focus of our in-house research and development has been on the Class I innovative drugs and we have established an early-stage drug research and development platform which drives our early-stage drug development. We have 18 years’ research and development experience in respect of Class I innovative drugs and are one of the first companies in China conducting research and development of Class I innovative drugs. As of December 31, 2024, our early-stage drug discovery team comprised of over 200 research personnels, with some of the team members previously holding senior positions and having been involved in drug discovery at multinational pharmaceutical companies and research institutes. They have expertise in various research areas including biology, medicinal chemistry, drug metabolism and pharmacokinetics and translational medicine. Our team has excellent experience in molecular design and optimization, which has also become a core competency in our innovative drug research and development. As of December 31, 2024, more than 100 of our compound patents had been collected and reported by Daily Drug News, demonstrating our industry-recognized pharmaceutical design capabilities. At the same time, our rapid molecule structural design and optimization capabilities facilitate the protection of our core intellectual property rights as well as breaking through the patent protection barriers of our competitors. As of the Latest Practicable Date, we had successfully developed and launched three Class I innovative drugs, applied for launching one Class I innovative drug and had over 25 candidate molecules in various stages of clinical trials. According to the statistics from Insight and Yaozhi.com (藥智網), we ranked third in China with 42 Class I chemical drug application numbers from 2016 to 2019, and were in the top 10 in the China’s Chemical Drug Research and Development Strength List (“中國化藥研發實力排行榜”) for five consecutive years.

In connection with our research and development of biologics, we have established comprehensive platforms for the development of recombinant proteins and antibodies products. As of December 31, 2024, our team had over 160 employees and were guided by experts with extensive experience in the research and development of biologics. Regarding our diabetes products, we can fully self-develop and commercialize a wide range of insulin products and GLP-1 biosimilars. As of December 31, 2024, we had commercialized five insulin products in the Chinese market and expected to receive FDA approval in respect of our Insulin Glargine in 2025. In addition, we also focus on metabolism and oncology. We have the world's first GLP-1/FGF21 dual-target candidate that has entered the Phase II clinical trial stage, as well as anti-tumor projects including dual (multi) antibodies and ADC.

In terms of modified new drug R&D platform, we have core design platforms for soft mist inhalation, long-acting injections, oral sustained-release and pre-formulation drug. As a result of our innovation in formulation technology, we submitted our first modified new drug NDA application in November 2024, and one modified new drug of ours is about to enter Phase III clinical trial.

We have established robust in-house clinical development capabilities, with a team of over 200 employees located in eight offices across China. Their specialties cover clinical medicine, clinical operations, data management, biostatistics, clinical pharmacology, drug safety and other functions, covering all major aspects of clinical development. We are capable of completing Phase I, II, and III clinical trials of Class I innovative drugs in-house efficiently with high standards. As of December 31, 2024, our clinical development team had undertaken a total of 111 Phase I, II, and III clinical trials and 205 bioequivalence trials, and supported our clinical development of more than 20 innovative drugs. The trials were conducted in places including the United States, Australia, China and other countries. We also partner with clinical research centers located across the PRC, and work with nearly 300 clinical trial institutions in China and overseas and more than 920 of their specialized departments to conduct our clinical trials. Our clinical development team have accumulated profound experience in the design of clinical trials and operational management in respect of multiple indications, and have rich experience in dealing with regulatory authorities, and thereby have been playing an important role in advancing our clinical development plans towards successful commercialization.

Our core technologies, drugs and drugs under development are protected by a comprehensive patent portfolio. As of December 31, 2024, we had filed a total of 2,446 invention patent applications, including 382 PCT applications, 1,131 PRC domestic invention applications and 933 overseas applications, among which, a total of 1,401 invention patents have been granted by the relevant patent authorities, including 746 in the PRC and 655 overseas. The scope of our patents covers new drug compounds, protein molecular structures, manufacturing processes, usage and preparation formulation. We believe our patents provide solid and long-term protection for our technologies, drugs and drugs under development. As a result of our extensive research and development achievements, we have been awarded with multiple national awards and approved to establish multiple state-level research institutions, including the establishment of the State Key Laboratory of Anti-Infective Drug Development approved by the Ministry of Science and Technology of the PRC, the National Intellectual

Property Model Enterprise (“國家知識產權示範企業”) by the National Intellectual Property Administration of the PRC, and a postdoctoral research workstation. According to the Frost & Sullivan Report, we ranked first among PRC pharmaceutical companies in terms of the number of patents published and the number of authorized patent announcements in China from January 1, 2014 to December 31, 2023, and we ranked 79th in the world and 10th in China in terms of the number of public invention patent applications for the global biomedical-industry in 2023.

We have an extensive nationwide sales and distribution network in China

We maintain an extensive sales and distribution network in China, which, combined with our proven commercialization capabilities, have been among the key drivers for the continuous growth of our revenues. Through close cooperation with our local partners, we have established stable sales and distribution networks, providing customers with easy access to our products and high-quality after-sales services.

In the PRC market, we have a nationwide product sales and distribution network. Our sales team has 1,918 sales professionals and our sales coverage spans 32 provinces, municipalities and autonomous regions across China, and nearly 300 prefecture-level cities in China. The domestic sales team is divided into (i) our pediatric line represented by our top-selling product, Kewei (oseltamivir phosphate), (ii) our chronic disease line focusing on our insulin series products, (iii) our innovative drug line represented by our hepatitis C drug Emitasvir, and (iv) our VBP and other market channels line represented by our Esomeprazole Magnesium Enteric-Coated Capsules. All of our sales lines showed strong growth in sales in 2023. As of the Latest Practicable Date, we had promoted and sold a total of 48 drugs in China. Our sales network covers over 2,500 Class III hospitals, 9,600 Class II hospitals and 89,000 Class I hospitals, large-scale national or regional pharmacy chains and other medical institutions, allowing us to maximize our reach of the market in China. We also actively participate in national medical insurance negotiations in respect of our innovative drugs, and as a result, one of our Class I innovative drugs had been included in the NRDL as of December 31, 2024. In overseas markets, our overseas sales network spans across eight countries including the United States, Germany and the United Kingdom.

We have an advanced production and supply chain system in China, and our production bases fully comply with international GMP standards.

We currently have two production bases in Songshan Lake, Dongguan, Guangdong province, the PRC, and Yidu, Hubei province, the PRC, occupying a total area of more than 1,300 mu. These production bases cover the entire production chain of formulations. Our Songshan Lake production base is an advanced factory in China producing solid chemical formulation and biologics. It has obtained GMP certifications from the United States, the European Union and China, including recently passing EU GMP audit conducted by National Office for Health and Social Affairs of Germany in November 2023, GMP inspection by the U.S. FDA in March 2024, and a GMP compliance check by the Guangdong Provincial Drug Administration in January 2025. Its annual production capacity of chemical drugs reaches 1.8

billion tablets/capsules. A large-scale biologics facility that complies with international GMP standards is expected to be completed in 2026, equipped with production lines for cell, E coli fermentation and yeast fermentation as planned, which will provide solid support for the commercialization of our biologics under development. Our Songshan Lake base currently manufactures our main products including Esomeprazole Enteric-Coated Capsules, Moxifloxacin Hydrochloride Tablets and Clarithromycin Tablets. Our Yidu production base has obtained Chinese GMP certification, and it produces a wide range of insulin products, solid dosage forms and freeze-dried powder injections. The dosage forms include tablets, capsules, granules, dry suspensions and freeze-dried powder injections. As of December 31, 2024, our Yidu production base was the largest production base of oseltamivir phosphate formulation in the PRC and can also produce a wide range of insulin products ranging from the second to fourth generation, with an annual production capacity of over 15 million injections. We have already expanded its maximum annual insulin production capacity from 18 million injections in 2023 to 100 million injections in 2024. As of December 31, 2024, the annual theoretical production capacity of the Yidu chemical solid formulation production facility had passed 3.5 billion tablets/capsules, 1.6 billion granule packets and 4.5 million vials of freeze-dried powder injections.

Our production bases adopt a comprehensive quality management system to ensure that the quality of our products meets the highest standards. We strictly comply with the quality standards such as GMP issued by relevant regulatory authorities, and have passed multiple audits conducted by these regulators. These audits included rigorous reviews of our production facilities, production processes, quality control measures and raw materials. Our goal is to provide our customers with safe, reliable and quality products which comply with relevant regulatory requirements. We are committed to continuously improving and enhancing our quality management system to ensure customer satisfaction and compliance with the requirements of regulatory authorities.

We provide a reliable supply of Kewei (oseltamivir phosphate) for the Chinese national drug reserve. Over the years, we have demonstrated strong and high-standard production capabilities in response to the outbreak of influenza in China. We have advanced facilities and high production standards, which comply with stringent quality management systems such as GMP. Our team are experienced and able to quickly adjust production plans to ensure the continuity and stability of oseltamivir phosphate supply. We have the ability to provide reliable supply for the national drug reserve.

We have an experienced team with a proven track record, which enables our business to grow in the future

Our research and development team has an excellent track record of developing innovative drugs, having successfully launched one innovative drug onto the market, advanced three innovative drugs to the NMPA's review for launching in China and progressed dozens of independently-discovered drug candidates to the clinical research stage. Consisting of scientists with extensive working experience in multinational pharmaceutical companies and key talents with rich practical experience in research and development, our research and development team have deep understanding and profound experience in various aspects of drug research and development, providing strong support for our product development. As of

December 31, 2024, our research and development team has over 1,100 employees working in the areas of early drug discovery and evaluation, pharmaceutical development, clinical development, regulatory affairs and quality assurance. Their experience and qualifications span across chemistry, pharmaceutical formulation, analysis, biology, pharmacology and clinical medicine.

Our research and development team are led by our Chairman, Dr. Zhang Yingjun (張英俊博士), who is a renowned scientist in the field of innovative chemical drugs and previously served as the person in charge of the National Major Scientific and Technological Special Project for “Significant New Drugs Development”. He is currently serving as deputy director of the State Key Laboratory of Anti-Infective Drug Development, a member of the National Pharmaceutical Chemistry Committee and a senior member of the Pharmaceutical Chemistry Committee of Guangdong Province. Dr Zhang oversees our strategic planning and drug development, and has led the development in respect of more than 50 Class I innovative drugs. Dr Zhang, as the first author, received a first-class award of Guangdong Science and Technology Award (廣東省科技進步一等獎) in 2024. He has more than 15 years of experience in drug development and company management, and deep knowledge in the fields of infectious diseases, chronic diseases, and oncology. Dr. Zhang has made significant contributions to our research and development and the research platforms. Our core research and development team also includes Dr. Zhang Ji (張霽博士), Dr. Gu Baohua (谷保華博士), Dr. Ye Qunrui (葉群瑞博士), Dr. Liang Shaoqin (梁紹勤博士), and Dr. Cai Xiaoli (蔡曉莉博士). They have held senior positions at renowned pharmaceutical companies and research institutions, such as Pfizer, BMS, GlaxoSmithKline, Novartis and the University of Pennsylvania. They have been involved in drug discovery and development across various fields. Their expertise covers areas including drug synthesis and process chemistry, biology, immunology, antibody screening, clinical medicine and operation, and have profound insights and extensive experience in all aspects of drug development.

Our management team hold comprehensive expertise in all aspects of the management of a pharmaceutical company. They have academic and/or professional backgrounds in pharmacology, finance and law, and each member has at least ten years of relevant experience in the pharmaceutical industry or corporate management. The management team have a solid track record in managing the research and development, manufacture, and commercialization of pharmaceuticals products. Under their leadership, we have managed to attract a large number of outstanding employees to join us. The team’s expertise and experience provide strong support for our research and development and operations, driving our continuous growth and success in the pharmaceutical industry.

OUR STRATEGIES

We aim to continue to solidify our market leadership in our strategically focused therapeutic areas. We plan to implement the following strategies to achieve our goal:

We will focus on upgrading our key research and development platforms and further strengthening our diverse and robust drug pipeline in order to achieve sustainable growth

We will continue to invest in our own research and development platforms and focus on advanced pharmaceutical research and development technologies including small nucleic acid drugs, AIDD and ADCs. With respect to the small nucleic acid technology, we will focus on building an integrated platform for early-stage drug design, synthesis, characterization, and purification by initially focusing on hepatitis B as the key therapeutic area and gradually expanding into other chronic diseases. In respect of AIDD, we plan to build an in-house AI models based on our extensive research and development data and use the AI models to design new molecules for potential drug candidates and predict the druggability of our drug candidates. We have submitted the IND application for HEC169584 in September 2024 and obtained its clinical trial approval in December 2024, which is our first new small molecule drug candidate discovered through AIDD. In the ADC field, we will focus on developing new technological platforms including linkers, toxins, and conjugation methods. We plan to apply these advanced technologies in drug research and development, continuously exploring innovative drug treatment methods, and providing patients with safer and more effective treatment options.

We remain committed to providing patients with high-quality and affordable drugs. We strategically focus on the research and development of drugs targeting therapeutic areas with significant unmet medical needs. We are committed to advancing the clinical trials of our existing clinical-stage drugs under development while further strengthening our diverse and robust drug pipeline covering a deeper and broader range of therapeutic areas.

In the field of infectious diseases, we plan to leverage our research work conducted in our State Key Laboratory of Anti-Infective Drug Development to continue to develop broad-spectrum anti-infective drugs by leveraging new technologies such as high-throughput screening, computer-aided drug screening and design and combined chemical synthesis. In the field of diabetes, we already have a comprehensive portfolio covering mainstream insulin products and a diverse and robust pipeline of multiple innovative drug candidates including both chemical drugs and biologics. We plan to gradually expand our pipeline into comprehensive diabetes management medications, including weight loss, heart and renal protection and metabolic improvement. In the field of oncology, we plan to focus our research and development investments on the treatment of cancers which are prevalent in the PRC such as gastrointestinal cancer. By leveraging our research and development platforms, we will accelerate the development of oncology innovative drugs and create our competitive advantage in this area.

We plan to upgrade our manufacturing facilities by promoting the intelligent manufacture of drugs and by digitalizing and automating our production process. Furthermore, we plan to adopt a drug traceability system, in order to achieve end-to-end traceability of drugs. We believe such a system will improve the quality and safety of our production process and provide us with reliable data support. Ultimately, these measures will enhance our production efficiency, reduce costs and help us deliver high-quality drugs to our customers.

We plan to accelerate our expansion into global markets and strive to become an international pharmaceutical company

We are a company with a global perspective and international operational capabilities. We have extensive overseas experience in terms of research and development, commercialization and operation and have established a global sales network across major international markets.

Our overseas sales network covers eight countries and regions including the United States, Germany and the United Kingdom. In the future, we plan to expand our overseas sales network to Africa and Latin America, forming sales capacities covering both developed and developing countries.

We plan to implement the following strategies to expand our overseas market. Firstly, we will boost international sales of our existing drugs manufactured in China, in particular, our drugs with EU and U.S. approvals. We believe we can increase the overseas sales of our existing products by leveraging our existing drug production, quality management capabilities and supply chain systems that meet international standards. Secondly, we plan to build up our international capabilities in research and development, product registration, clinical trials, and commercialization with a focus on advancing clinical trials of drugs under development with unmet demands, clinical value and competitive advantages in the overseas markets. Thirdly, we will continue to seek opportunities for collaboration with multinational pharmaceutical companies to enhance our position in the international pharmaceutical market.

We plan to strengthen our global research and development system by building international research and development platforms and improving our overseas clinical trial capabilities. We will actively seek and deepen collaboration with our international strategic partners to jointly develop international research and development projects. Through technology transfer and knowledge sharing, we plan to acquire technologies and patents to enhance the competitiveness of our drug products. For our drugs under development at clinical stage, we will focus on advancing cooperation with multinational companies to fully exploit the commercial value of such drugs under development. Secondly, we plan to strengthen our market research process to gain a deeper understanding of the demands of overseas markets and the competitive market environment so that we can better identify the target products which cater to the relevant market demand. At the same time, we will strengthen our brand-building and marketing in overseas markets to increase the visibility and recognition of our products globally.

The recent U.S.-China trade tensions have led to the introduction of high tariffs on a host of goods trading between the two countries. The trade tensions between the two countries have been rising and there is a possibility that the extent and scale of trade restrictions between the two countries be escalated if the U.S. and China fail to reach any agreement to settle the issues. There is no assurance as to how the U.S.-China trade tensions might develop or whether there will be any changes to the scope and extent of goods that are or will be being subject to such export controls, sanctions, tariffs, or new trade policies introduced by the two countries. We cannot predict the implications of the ongoing U.S.-China trade tensions and the resulting impact on our industry and the global economy. We believe the U.S.-China trade tensions have no material impact on our business as we primarily source our raw materials from India, Switzerland and the United Kingdom and our overseas sales only represented 1.6%, 0.8% and 3.4% of our total revenue for 2022, 2023 and 2024, respectively.

We plan to strengthen our brand recognition and accelerate the commercialization of our approved drugs

We plan to continue to strengthen our brand recognition in the global markets. We are the number one PRC pharmaceutical company in terms of antiviral drug sales in the PRC for the past five years, our brands in relation to our antiviral products have been widely recognized in the industry and among our patients according to the Frost & Sullivan Report. Building on our existing achievements, we will continue to enhance the brand recognition of our company and our major products through promoting public awareness and standardized treatment processes for relevant diseases. We plan to partner with large e-commerce platforms to sell our major products through them, aiming to increase our brand exposure directly to consumers. In addition, we will actively participate in international industry exhibitions and further develop cooperative relationships with global customers and partners.

We plan to increase our marketing efforts to promote the sales of our existing drugs on the market. In respect of our hepatitis C drugs, we plan to work with PRC healthcare authorities to facilitate national policies regarding elimination of hepatitis C. With respect to our diabetes drugs, we plan to enhance our marketing efforts by conducting more market education to improve doctors' understanding and knowledge of our diabetes products. We also plan to implement sales strategies specifically tailored to different regions to improve market recognition of our brand and to drive product sales growth.

We plan to accelerate the global commercialization of our approved drugs. In the domestic market, we plan to promote the sales of our generic drugs through a combination of various marketing approaches, including in-hospital prescriptions, out-of-hospital retail, and agency sales. We will expand the coverage and distribution network of products through new retail channels, such as large and medium-sized chain pharmacies and major e-commerce platforms, thereby increasing the sales volume and market share of our drugs. In overseas markets, we will launch one to three drugs each year. By enriching our product portfolio and strengthening marketing efforts, we aim to further enhance our competitive advantage in overseas markets.

We plan to attract and develop global pharmaceutical talents by establishing a human resources system that facilitates and incentivizes career development

We attach great importance to the training and development of our young generation of scientists. We plan to help our research and development staff reach their full innovative potential and grow their professional skills by (i) establishing a comprehensive training and development system, (ii) encouraging inter-departmental collaboration and knowledge sharing, (iii) supporting innovative projects and scientific research activities, and (iv) implementing effective evaluation and promotion systems.

We highly value the recruitment of international research and development talents. We plan to recruit high-performance individuals with outstanding professional skills from multi-cultural backgrounds. Through partnerships with top universities, professional institutions and talent search agencies, we plan to identify potential candidates with a global perspective and outstanding track-record in the relevant fields. We offer competitive compensation and development opportunities to global research and development talents who meet our requirements. We will also provide a wide range of on-board training and a mentoring program to new joiners to help them adapt to our corporate culture and connect with other colleagues.

We plan to actively seek and work with global strategic partners

We will identify strategic opportunities through internal and external communication. Firstly, we will continue to maintain and expand our relationships with reputable research institutions, leading universities and key laboratories around the world. We plan to collaborate with these organizations and jointly develop cutting-edge scientific research projects and innovative technology to grow our research and development capabilities. Secondly, we will also strengthen our cooperation with renowned pharmaceutical companies to achieve mutual benefits through shared marketing channels, brand influence and sales resources. Thirdly, we plan to promote the license-in and license-out cooperations with our strategic partners to enhance domestic and overseas technology transfer. By obtaining the intellectual property rights of advanced technologies and products and transferring our intellectual property rights to our partners through licensing arrangements, we will deepen our cooperation with key research organizations and renowned companies, better integrate the competitive strengths of all parties, improve product layout and proactively meet the clinical medication needs of patients.

OUR PRODUCTS AND PRODUCT CANDIDATES

Our Existing Product Portfolio

Our existing product portfolio focuses on the therapeutic areas of infectious diseases and chronic diseases, mainly comprising the following major products: (i) five major anti-infective drugs, including our top-selling product, Kewei (oseltamivir phosphate), one Class I innovative

BUSINESS

drug developed in-house, Dongweien (emtasvir phosphate), and three other major anti-infective generic drugs, and (ii) nine major products for the treatment of chronic diseases, including five insulin products and four other major chronic disease treatment generic drugs. Sales of our major products accounted for 92.6%, 95.4% and 84.9% of our total revenue for the years ended December 31, 2022, 2023 and 2024, respectively.

During the Track Record Period, we generated a significant portion of our revenue from sales of anti-infective drugs. In 2022, 2023 and 2024, our revenue from sales of anti-infective drugs was RMB3,242.5 million, RMB5,745.8 million and RMB2,797.6 million, respectively, accounting for 85.0%, 90.0% and 69.6% of our total revenue for the same periods, respectively. During the Track Record Period, we also generated a moderate portion of our revenue from sales of drugs for the treatment of chronic diseases.

The following table sets forth a breakdown of our revenue from sales of drugs by therapeutic areas for the periods indicated:

	Year ended December 31,					
	2022		2023		2024	
<i>(RMB in thousands, except for percentages)</i>						
Anti-infective						
drugs	3,242,508	85.0%	5,745,811	90.0%	2,797,632	69.6%
Chronic disease						
treatment						
drugs	517,258	13.6%	580,743	9.1%	1,067,707	26.6%
Others ⁽¹⁾	53,800	1.4%	59,062	0.9%	153,566	3.8%
Total	<u>3,813,566</u>	<u>100.0%</u>	<u>6,385,616</u>	<u>100.0%</u>	<u>4,018,905</u>	<u>100.0%</u>

Note:

- (1) Others comprise (i) revenue from sales of drugs that were not anti-infective drugs or chronic disease treatment drugs, mainly including tadalafil and sildenafil, (ii) transfer and license fee we received pursuant to the HEC88473 Agreement with Apollo, and to a lesser extent, (iii) rental revenue generated from the leasing of fixed assets and (iv) revenue from the disposal of surplus construction materials.

BUSINESS

The following table sets forth the sales of our major products, which contributed an important portion of our revenue during the Track Record Period or are expected to contribute to our future growth, in absolute amounts and as percentages of our total revenue for the periods indicated:

Therapeutic area	Major products	Indication	Year ended December 31,					
			2022		2023		2024	
			(RMB in thousands, except for percentages)					
Anti-infective drugs	Oseltamivir Phosphate ⁽¹⁾	Influenza	3,097,403	81.2%	5,546,118	86.9%	2,580,704	64.2%
	Clarithromycin	Infections caused by clarithromycin sensitive bacteria	52,293	1.4%	41,875	0.7%	43,146	1.1%
	Moxifloxacin Hydrochloride Tablets	Infections caused by sensitive bacteria	33,434	0.9%	47,516	0.7%	48,214	1.2%
	Emitasvir Phosphate Capsules	Hepatitis C	10,816	0.3%	40,665	0.6%	89,486	2.2%
	Levofloxacin Tablets	Infections caused by sensitive bacteria	25,771	0.7%	29,778	0.5%	27,566	0.7%
	Subtotal ⁽³⁾		3,219,718	84.4%	5,705,952	89.4%	2,789,116	69.4%
Chronic disease treatment drugs	Benzbromarone Tablets	Hyperuricemia	98,424	2.6%	94,968	1.5%	109,534	2.7%
	Esomeprazole Magnesium Enteric-Coated Capsules	Stomach acid related diseases	89,734	2.4%	92,274	1.5%	206,187	5.1%
	Telmisartan Tablets	Hypertension	62,922	1.6%	77,980	1.2%	110,281	2.7%
	Insulin Injections ⁽²⁾	Diabetes	12,420	0.3%	69,449	1.1%	136,688	3.4%
	Olmesartan Medoxomil Tablets	Hypertension	44,433	1.2%	42,540	0.7%	59,405	1.5%
	Subtotal ⁽⁴⁾		307,933	8.1%	377,211	5.9%	622,095	15.5%
Total major products			3,527,650	92.6%	6,083,163	95.4%	3,411,211	84.9%

Note:

- (1) Our oseltamivir phosphate products mainly include Kewei granule, Kewei capsule, Yangjiantai capsule products. For revenue generated by our main oseltamivir phosphate products, please refer to “— Sales, Marketing and Distribution — Our Oseltamivir Phosphate Products and the Reasons for the Fluctuation of the Sales of Our Oseltamivir Phosphate Products during the Track Record Period” for detail. During the Track

BUSINESS

Record Period, we also generated small amount of revenue from (i) the sales of dry suspension form of oseltamivir phosphate in the amount of nil, RMB6.0 million and RMB3.5 million for 2022, 2023 and 2024, respectively and (ii) the sales of 30 mg and 45 mg oseltamivir phosphate capsules which in aggregate generated revenue in the amount of nil, RMB763.5 thousands, RMB33.1 thousands for 2022, 2023 and 2024, respectively.

- (2) Our insulin products include (i) Human Insulin Injection, (ii) Mixed Protamine Human Insulin Injection (30R), (iii) Insulin Glargine Injection, (iv) Insulin Aspart Injection, and (v) Insulin Aspart 30 Injection. Mixed Protamine Human Insulin Injection (30R) was approved for sale in 2023 and we started generating revenue from its sales in 2024. For details of our five insulin products, please see “— Chronic Diseases — Diabetes — Commercialized Products — Insulins in China.”
- (3) In 2022, 2023 and 2024, our five major anti-infective products (Oseltamivir Phosphate, Clarithromycin, Moxifloxacin Hydrochloride Tablets, Emitasvir Phosphate Capsules and Levofloxacin Tablets) contributed 99.3%, 99.3% and 99.7% of our revenue from sales of anti-infective products for the same periods, respectively. The remaining revenue from sales of anti-infective products in 2022, 2023 and 2024 was contributed by six, four and six other anti-infective products, respectively.
- (4) In 2022, 2023 and 2024, our nine major chronic disease treatment products (namely Benzbromarone Tablets, Esomeprazole Magnesium Enteric-Coated Capsules, Telmisartan Tablets, five Insulin Injections and Olmesartan Medoxomil Tablets) contributed 59.5%, 65.0% and 58.3% of our revenue from sales of chronic disease treatment products for the same periods, respectively. The remaining revenue from sales of chronic disease treatment products in 2022, 2023 and 2024 was contributed by 20, 22 and 27 other chronic disease treatment products, respectively.

Kewei (oseltamivir phosphate), an anti-influenza drug, is our top-selling product. In 2022, 2023 and 2024, our revenue from sales of Oseltamivir Phosphate was RMB3,097.4 million, RMB5,546.1 million and RMB2,580.7 million, respectively, accounting for 95.5%, 96.5% and 92.3% of our revenue from sales of anti-infective products for the same periods, respectively, and accounting for 81.2%, 86.9% and 64.2% of our total revenue for the same periods, respectively.

The table below sets forth a breakdown of the revenue derived from our oseltamivir phosphate products by dosage form for the years indicated:

	Year ended December 31,					
	2022		2023		2024	
	RMB'000	% of total	RMB'000	% of total	RMB'000	% of total
Oseltamivir phosphate (capsule)	512,252	16.5	715,576	12.9	395,676	15.3
Oseltamivir phosphate (granule)	2,585,151	83.5	4,824,592	87.0	2,181,509	84.6
Oseltamivir phosphate (dry suspension)	—	—	5,950	0.1	3,520	0.1
Total	<u>3,097,403</u>	<u>100</u>	<u>5,546,118</u>	<u>100</u>	<u>2,580,705</u>	<u>100</u>

The following table sets forth the selected information of our major products in major dosage forms, which contributed an important portion of our revenue during the Track Record Period or was expected to contribute to our future growth, as of the Latest Practicable Date.

Therapeutic Area	Major Product	Classification	Indication	Major Dosage Form	Year of First Inclusion in NRDL ⁽²⁾	Inclusion in National Essential Drug List (2018 Version) ⁽³⁾	VBP Scheme ⁽⁴⁾	In-house R&D/License-in Patents
Infectious diseases	Kewei (Oseltamivir Phosphate Capsules/Granules) 可威® (磷酸奥司他韦胶囊/颗粒)	Capsules: Class VI active chemical drug ⁽¹⁾	Influenza	Capsules: 75 mg per capsule	2006, Part B	Yes	No ⁽⁶⁾	Licensed-in patents until the expiry of the relevant patents in March 2024
		Granules: Class V active chemical drug ⁽¹⁾		Granules: 15 mg per sachet	2008, Part B	Yes	Provincial ⁽⁷⁾ 2023: six provinces 2024: 20 provinces 2025: 23 provinces	Licensing-in patents until the expiry of the patents in April 2026
	Dongwei'en (Emitasvir Phosphate Capsules) 東衛恩® (磷酸依米他韋膠囊)	Class I chemical drug – innovative drug	Hepatitis C	0.1g per capsule	2022, Part B	No	No	In-house R&D
	Clarithromycin Tablets (克拉霉素片) ⁽⁵⁾	Class IV chemical drug – generic drug	Infections caused by clarithromycin-sensitive bacteria	250 mg/500 mg per clarithromycin-tablet	2004, Part B	Yes	National: 2020-2023 Provincial ⁽⁷⁾ 2024: four provinces 2025: four provinces	In-house R&D

BUSINESS

Therapeutic Area	Major Product	Classification	Indication	Major Dosage Form	Year of First Inclusion in NRDL ⁽²⁾	Inclusion in National Essential Drug List (2018 Version) ⁽³⁾	VBP Scheme ⁽⁴⁾	In-house R&D/License-in Patents
	Levofloxacin Tablets (左氧氟沙星片) ⁽⁵⁾	Class IV chemical drug – generic drug	Infections caused by sensitive bacteria	250 mg/500 mg per tablet	2018, Part A	Yes	National: 2021-2024 Provincial ⁽⁷⁾ 2025: 17 provinces	In-house R&D
	Moxifloxacin	Class IV chemical drug – generic drug	Infections caused by sensitive bacteria	400 mg per tablet	2018, Part B	Yes	National: 2020-2023 Provincial ⁽⁷⁾ 2023: four provinces 2024: 20 provinces 2025: 20 provinces	In-house R&D
	Hydrochloride Tablets (鹽酸莫西沙星片) ⁽⁵⁾							
Chronic diseases	Human Insulin Injection (Yibilin R) (人胰島素注射液 (宜必霖R))	Class III biological drug – biosimilar drug	Diabetes	3 ml: 300 IU (prefilled pen-type)	2020, Part A	Yes	National: 2021-2024; 2024-2027	In-house R&D
	Mixed Protamine Human Insulin Injection (30R) (Yibilin 30) (精蛋白人胰島素混合注射液(30R)(宜必霖30®))	Class III biological drug – biosimilar drug	Diabetes	3 ml: 300 IU (prefilled pen-type)	2023, Part A	Yes	National: 2024-2027	In-house R&D
	Insulin Glargine Injection (Yibigan) (甘精胰島素注射液(宜必甘®))	Class III biological drug – biosimilar drug	Diabetes	3 ml: 300 IU (prefilled pen-type)	2021, Part B	Yes	National: 2021-2024; 2024-2027	In-house R&D

BUSINESS

Therapeutic Area	Major Product	Classification	Indication	Major Dosage Form	Year of First Inclusion in NRDL ⁽²⁾	Inclusion in National Essential Drug List (2018 Version) ⁽³⁾	VBP Scheme ⁽⁴⁾	In-house R&D/License-in Patents
	Insulin Aspart Injection (門冬胰島素注射液)	Class III biological drug – biosimilar drug	Diabetes	3 ml: 300 IU (prefilled pen-type)	2022, Part B	No	National: 2024-2027	In-house R&D
	Insulin Aspart 30 Injection (門冬胰島素30注射液)	Class III biological drug – biosimilar drug	Diabetes	3 ml: 300 IU (prefilled pen-type)	2022, Part B	No	National: 2024-2027	In-house R&D
	Ertongshu (Benzbromarone Tablets) 爾同舒® (苯溴馬隆片)	Class IV active chemical drug ⁽¹⁾	Hyperuricemia	25 mg/50 mg per tablet	2004, Part B	Yes	Provincial ⁽⁷⁾ 2025: two provinces	In-house R&D
	Oumeining (Telmisartan Tablets) 歐美寧® (替米沙坦片)	Class II active chemical drug ⁽¹⁾	Hypertension	40 mg/80 mg per tablet	2004, Part B	No	National: 2021-2024 Provincial ⁽⁷⁾ 2025: eight provinces	In-house R&D
	Esomeprazole Magnesium Enteric-Coated Capsules (艾司奧美拉唑鎂腸溶膠囊)	Class III chemical drug – generic drug	Stomach acid related diseases	20 mg per capsule	2020, Part B	No	National: 2021-2024 Provincial ⁽⁷⁾ 2025: 17 provinces	In-house R&D
	Olmesartan Medoxomil Tablets (奧美沙坦酯片) ⁽⁵⁾	Class IV chemical drug – generic drug	Hypertension	20 mg/40 mg per tablet	2019, Part B	No	National: 2020-2023 Provincial ⁽⁷⁾ 2023: four provinces 2024: 22 provinces 2025: 22 provinces	In-house R&D

BUSINESS

Notes:

- (1) This drug was registered before the implementation of the new registration classification of chemical drugs and its classification remains the same upon its re-registration.
- (2) The NRDL comprises Part A and Part B. Patients purchasing pharmaceuticals included in Part A of the NRDL are entitled to reimbursement of the entire amount of the purchase price, while patients purchasing pharmaceuticals included in Part B of the NRDL are required to pay a deductible amount and obtain reimbursement for the remainder of the purchase price. The amount of the deductible differs from region to region in the PRC. The market demand for our drugs is sensitive to the coverage of the NRDL. Please see “Risk Factors — Risks Relating to Our Business and Industries — If our products are removed or excluded from national, provincial or other government sponsored medical insurance programs or the National Essential Drug List, our operation, revenue and business prospects in relation to the affected products could be materially and adversely affected.”

In 2022, 2023 and 2024, we had 65, 66 and 66 drugs included in the NRDL, contributing RMB3,693.7 million, RMB6,251.0 million and RMB3,817.6 million in revenue, respectively. Revenue from NRDL drugs decreased significantly from RMB6,251.0 million in 2023 to RMB3,817.6 million in 2024, primarily due to a decrease in the sales volume of Kewei (oseltamivir phosphate). For further details of the decrease in Kewei’s sales volume, see “Business — Sales, Marketing and Distribution — Our Oseltamivir Phosphate Products and the Reasons for the Fluctuation of the Sales of Our Oseltamivir Phosphate Products during the Track Record Period.” Some of the drugs included in the NRDL were also sold through the national and provincial VBP schemes during the Track Record Period.

- (3) The current version of National Essential Drug List is promulgated by the NHC and National Administration of Traditional Chinese Medicine pursuant to the Notice on the Issuance of National Essential Drug List (2018 Version) (關於印發《國家基本藥物目錄(2018年版)》的通知) on September 30, 2018, which became effective on November 1, 2018. The National Essential Drug List is a list of essential medicines designated by the Chinese government to ensure equitable access to healthcare at fair prices. The market demand for our drugs is also sensitive to the coverage of the National Essential Drug List. Please see “Risk Factors — Risks Relating to Our Business and Industries — If our products are removed or excluded from national, provincial or other government sponsored medical insurance programs or the National Essential Drug List, our operation, revenue and business prospects in relation to the affected products could be materially and adversely affected.”
- (4) The VBP scheme aims to achieve a lower price of pharmaceuticals and medical devices center on medical products with mature, high-volume clinical usage and sufficient market competition through a competitive bidding process for large-volume procurement. The VBP scheme has been rolled out at both national and provincial levels. For details of the differences of the national and provincial VBP schemes, see “Regulatory Environment — Principal Regulatory Provisions — Laws and Regulations on Drug Supply — VBP of Drugs in “4+7 Cities” and Nationwide.”

In 2022, 2023 and 2024, we sold 20, 25 and 34 drugs through the national and provincial VBP schemes, contributing RMB341.3 million, RMB946.7 million and RMB1,756.2 million in revenue, respectively. Revenue from VBP scheme drugs increased steadily during the Track Record Period, primarily driven by the increasing number of drugs included in the national and provincial VBP schemes and the increasing number of provinces procuring our Kewei (Oseltamivir Phosphate Granules) through the provincial VBP scheme. Some of the drugs sold through the national and provincial VBP schemes were also included in the NRDL.

- (5) This drug has also been sold overseas. For details of our sales overseas, please see “— Sales, Marketing and Distribution — Sales Outside the PRC.”
- (6) We also sell oseltamivir phosphate capsules in 75 mg doses under the brand Yangjiantai (陽健泰®). Yangjiantai was approved for sale in China in 2022 and was included in the NRDL (Part B) and the National Essential Drug List in the same year. It was also included in the national VBP scheme in 2022 and the cycle is expected to end in 2025. We intend to submit bids for Yangjiantai to be included in the provincial VBP scheme after 2025. During the Track Record Period, Kewei accounted for 99.9%, 99.4% and 96.5% and Yangjiantai accounted for 0.1%, 0.5% and 3.4% of our total sales of oseltamivir phosphate for 2022, 2023 and 2024, respectively. Given the relatively small revenue contribution from Yangjiantai and the fact that we do not plan to conduct large-scale marketing to promote the brand, we do not expect our overall financial and business performance will be significantly impacted by whether Yangjiantai is included in the national VBP scheme or not.
- (7) Represents the number of provinces that procured our products through the provincial VBP scheme in the corresponding year, with the figure for 2025 reflecting the status as of the Latest Practicable Date.

BUSINESS

The following tables set forth the sales volume, average selling price and gross profit margin of our major products and top 10 revenue-generating products for each year during the Track Record Period.

While the majority of the top 10 revenue-generating products during the Track Record Period are our major products, a few products are not recognized as our major products, primarily due to their limited future growth potential. Our major products refer to those that contributed an important portion of our revenue during the Track Record Period or are expected to contribute to our future growth. Linagliptin Tablets remained in the top 10 revenue-generating products from 2022 to 2024, but it is not recognized as a major product, primarily because we did not succeed in its bid for inclusion in the national VBP scheme in 2024, and we anticipate that its provincial VBP scheme will not begin until 2027 after the completion of its current three-year national procurement cycle, leading to limited future growth potential.

No.	Product name	Indication	Dosage form	For the year ended December 31, 2022		
				Sales volume	Average selling price ⁽¹⁾	Gross profit/(loss) margin ⁽²⁾
				('000 units)	(RMB/unit)	(%)
1 . . .	Kewei (Oseltamivir Phosphate Capsules)*	Influenza	75 mg per capsule	66,356.3	7.65	89.1
	Kewei (Oseltamivir Phosphate Granules)*		15 mg per sachet	818,073.0	2.98	83.4
	Kewei (Oseltamivir Phosphate Granules)		25 mg per sachet ⁽⁹⁾	43,715.2	3.30	74.3
	Yangjiantai (Oseltamivir Phosphate Capsules)		75 mg per capsule	5,479.1	0.86	(0.9) ⁽⁴⁾
2 . . .	Linagliptin Tablets	Diabetes	tablet (pills)	19,012.8	5.35	94.0
3 . . .	Benzbromarone Tablets*	Hyperuricemia	tablet (pills)	79,102.9	1.24	85.0
4 . . .	Esomeprazole Magnesium Enteric-Coated Capsules*	Stomach acid related diseases	capsule (pills)	40,188.1	2.23	59.4
5 . . .	Telmisartan Tablets*	Hypertension	tablet (pills)	152,124.3	0.41	38.5
6 . . .	Clarithromycin*	Infections caused by clarithromycin sensitive bacteria	tablet (pills)	70,179.9	0.75	25.5
7 . . .	Olmesartan Medoxomil Tablets*	Hypertension	tablet (pills)	84,674.5	0.52	61.4
8 . . .	Moxifloxacin Hydrochloride Tablets*	Infections caused by sensitive bacteria	tablet (pills)	17,410.4	1.92	37.7
9 . . .	Tadalafil Tablets	Erectile dysfunction	tablet (pills)	33,426.2	0.90	57.4
10 . .	Levofloxacin Tablets*	Infections caused by sensitive bacteria	tablet (pills)	25,816.6	1.00	50.6
	Insulin Injections* ⁽³⁾	Diabetes	injection (prefilled pen-type)	199.3	62.31	(297.3) ⁽⁵⁾
	Emitasvir Phosphate Capsules*	Hepatitis C	capsule (pills)	212.4	50.91	67.7

BUSINESS

No.	Product name	Indication	Dosage form	For the year ended December 31, 2023		
				Sales volume	Average selling price ⁽¹⁾	Gross profit/(loss) margin ⁽²⁾
				('000 units)	(RMB/unit)	(%)
1 . . .	Kewei (Oseltamivir Phosphate Capsules)*	Influenza	75 mg per capsule	84,212.4	8.13	91.4
	Kewei (Oseltamivir Phosphate Granules)*		15 mg per sachet	1,439,643.3	3.22	85.4
	Kewei (Oseltamivir Phosphate Granules)		25 mg per sachet ⁽⁹⁾	48,873.5	4.01	81.8
	Yangjiantai (Oseltamivir Phosphate Capsules)		75 mg per capsule	26,905.5	1.09	17.0
	Kewei (Oseltamivir Phosphate Others)		30 mg per capsule, 45 mg per capsule and 0.36 g per sachet of dry suspension	1,745.4	4.23	18.8
2 . . .	Benzbromarone Tablets*	Hyperuricemia	tablet (pills)	72,084.2	1.32	86.8
3 . . .	Esomeprazole Magnesium Enteric-Coated Capsules*	Stomach acid related diseases	capsule (pills)	43,773.6	2.11	58.3
4 . . .	Telmisartan Tablets*	Hypertension	tablet (pills)	191,504.9	0.41	50.2
5 . . .	Insulin Injections* ⁽³⁾	Diabetes	injection (prefilled pen-type)	1,169.7	59.37	(62.4) ⁽⁵⁾
6 . . .	Linagliptin Tablets	Diabetes	tablet (pills)	10,997.3	5.16	93.8
7 . . .	Moxifloxacin Hydrochloride Tablets*	Infections caused by sensitive bacteria	tablet (pills)	23,742.5	2.00	30.5
8 . . .	Olmesartan Medoxomil Tablets*	Hypertension	tablet (pills)	83,263.5	0.51	64.0
9 . . .	Clarithromycin*	Infections caused by clarithromycin sensitive bacteria	tablet (pills)	66,458.4	0.63	14.6
10 . .	Emitasvir Phosphate Capsules*	Hepatitis C	capsule (pills)	800.9	50.77	73.7
	Levofloxacin Tablets*	Infections caused by sensitive bacteria	tablet (pills)	30,283.2	0.98	60.5

BUSINESS

No.	Product name	Indication	Dosage form	For the year ended December 31, 2024		
				Sales volume	Average selling price ⁽¹⁾	Gross profit/(loss) margin ⁽²⁾
				('000 units)	(RMB/unit)	(%)
1 . . .	Kewei (Oseltamivir Phosphate Capsules)*	Influenza	75 mg per capsule	47,628.3	6.44	90.0
	Kewei (Oseltamivir Phosphate Granules)*		15 mg per sachet	735,522.2	2.97	86.4
	Yangjiantai (Oseltamivir Phosphate Capsules)		75 mg per capsule	79,001.3	1.11	41.7
	Kewei (Oseltamivir Phosphate Others)		30 mg per capsule, 45 mg per capsule and 0.36 g per sachet of dry suspension	173.8	25.95	51.6
2 . . .	Esomeprazole Magnesium Enteric-Coated Capsules*	Stomach acid related diseases	capsule (pills)	87,403.3	2.36	89.5 ⁽⁶⁾
3 . . .	Linagliptin Tablets	Diabetes	tablet (pills)	35,672.2	5.28	95.0
4 . . .	Insulin Injections* ⁽³⁾	Diabetes	injection (prefilled pen-type)	4,066.6	33.61 ⁽⁷⁾	(13.7) ⁽⁵⁾
5 . . .	Telmisartan Tablets*	Hypertension	tablet (pills)	269,733.1	0.41	47.9
6 . . .	Benzbromarone Tablets*	Hyperuricemia	tablet (pills)	85,947.7	1.27	84.7
7 . . .	Emitasvir Phosphate Capsules*	Hepatitis C	capsule (pills)	1,763.6	50.74	76.5
8 . . .	Olmesartan Medoxomil Tablets*	Hypertension	tablet (pills)	115,616.2	0.51	70.3
9 . . .	Rivaroxaban Tablets	Thrombosis	tablet (pills)	531,912.3	0.11	53.1
10 . .	Moxifloxacin Hydrochloride Tablets*	Infections caused by sensitive bacteria	tablet (pills)	27,982.7	1.72	49.0
	Clarithromycin*	Infections caused by clarithromycin sensitive bacteria	tablet (pills)	83,902.8	0.51	1.1 ⁽⁸⁾
	Levofloxacin Tablets*	Infections caused by sensitive bacteria	tablet (pills)	30,176.4	0.91	69.9

Notes:

- * It refers to our major products, which contributed an important portion of our revenue during the Track Record Period or are expected to contribute to our future growth.

BUSINESS

- (1) Average selling price is calculated by dividing revenue by sales volume which includes sales through VBP and non-VBP.
- (2) The gross profit margin is calculated based on sales generated from both VBP and non-VBP.
- (3) Our insulin products include (i) Human Insulin Injection, (ii) Mixed Protamine Human Insulin Injection (30R), (iii) Insulin Glargine Injection, (iv) Insulin Aspart Injection, and (v) Insulin Aspart 30 Injection. Mixed Protamine Human Insulin Injection (30R) was approved for sale in 2023 and we started generating revenue from its sales in 2024.
- (4) The gross loss margin of Yangjiantai (Oseltamivir Phosphate Capsules) in 2022 was due to high unit costs, primarily driven by low sales volume and small-scale manufacturing.
- (5) The gross loss margin of our Insulin Injections during the Track Record Period was due to high unit costs, resulting from low utilization rates of the Insulin Injection production line. However, gross loss margin improved during each year of the Track Record Period due to a decrease in manufacturing costs per unit, as we benefitted from economies of scale resulting from the increased production capacity of our Insulin Injections.
- (6) The increase in gross profit margin of Esomeprazole Magnesium Enteric-Coated Capsules in 2024 was primarily due to the higher sales volume, which helped reduce per-unit costs by spreading fixed amortization across more units, along with the increase in the average selling price.
- (7) The decrease in average selling price of our Insulin Injections was due to three out of the five insulin products being included in the national VBP scheme starting in 2024.
- (8) The decrease in gross profit margin of Clarithromycin in 2024 was due to the decrease in the average selling price, resulting from the increased sales volume of Clarithromycin Tablets (250 mg and 500 mg) driven by the VBP scheme.
- (9) We stopped selling Kewei (Oseltamivir Phosphate Capsules) (25 mg) since 2024.

During the Track Record Period, we manufactured and mainly sold drugs in China. Meanwhile, some of our major generic drugs for the treatment of infectious diseases and chronic diseases such as Clarithromycin, Levofloxacin, Moxifloxacin Hydrochloride and Olmesartan Medoxomil were also approved for sale overseas. For details of our sales outside China, please see “— Sales, Marketing and Distribution — Sales Outside the PRC.” During the Track Record Period, we also conducted R&D collaboration projects with overseas partners. Please see “— Research and Development — Collaboration and Licensing Agreements” for further details. In 2022, 2023 and 2024, our overseas revenue from sales of drugs and license fee generated from overseas R&D collaboration projects was RMB60.4 million, RMB49.7 million and RMB138.4 million, respectively.

Infectious Diseases

According to the Frost & Sullivan Report, the market size of anti-infective drugs in China reached RMB190.3 billion in 2023 and is expected to increase to RMB204.5 billion and RMB221.5 billion in 2026 and 2030, respectively.

Our existing anti-infective product portfolio mainly includes (i) our top-selling product, Kewei (oseltamivir phosphate), for the treatment of influenza, (ii) one innovative drug developed in-house, Dongweien (emitasvir phosphate), for the treatment of hepatitis C, and (iii) three generic drugs for the treatment of infections caused by sensitive bacteria, namely Clarithromycin, Levofloxacin and Moxifloxacin Hydrochloride. In 2022, 2023 and 2024, our revenue from sales of anti-infective drugs was RMB3,242.5 million, RMB5,745.8 million and RMB2,797.6 million, respectively, accounting for 85.0%, 90.0% and 69.6% of our total revenue for the same periods, respectively.

In 2022, 2023 and 2024, our revenue from sales of Oseltamivir Phosphate accounted for a significant portion of our revenue from sales of anti-infective products for the same periods, respectively. Our anti-infective product portfolio excluding Oseltamivir Phosphate has also established itself as a stable cash flow generator with consistent revenue growth. In 2022, 2023 and 2024, our revenue from sales of our major anti-infective drugs (Oseltamivir Phosphate, Clarithromycin, Moxifloxacin Hydrochloride Tablets, Emitasvir Phosphate Capsules and Levofloxacin Tablets) excluding Oseltamivir Phosphate was RMB122.3 million, RMB159.8 million and RMB208.4 million, respectively, representing a CAGR of 30.5% from 2022 to 2024. Key drugs including Emitasvir Phosphate, Clarithromycin, Levofloxacin and Moxifloxacin Hydrochloride have been included in the NRDL, with the latter three further succeeding in VBP schemes at national and provincial levels, demonstrating strong market acceptance. To increase the sales of Emitasvir Phosphate, we plan to cooperate with health authorities such as the National Health Commission of the People's Republic of China to conduct education campaigns on hepatitis C to identify and target more hepatitis C patients. To ramp up the sales of Clarithromycin, Levofloxacin and Moxifloxacin Hydrochloride, we plan to further expand their provincial VBP schemes to cover more provinces. We also plan to strengthen hospital-to-retail integration via partnerships with leading pharmacy chains, converting in-hospital prescriptions into sustainable retail channel growth. This dual approach enhances patient accessibility to affordable treatment while maintaining operational efficiency across distribution networks.

Influenza

According to the Frost & Sullivan Report, the market size of anti-influenza drugs (excluding traditional Chinese medicines) in China was RMB6.7 billion in 2024 and is expected to increase to RMB10.1 billion and RMB11.6 billion in 2026 and 2030, respectively.

Commercialized Product — Kewei (Oseltamivir Phosphate Granules/Capsules) 可威® (磷酸奥司他韦颗粒/胶囊)



Kewei (Oseltamivir Phosphate Granules/Capsules), our top-selling product, is an anti-influenza drug. According to the Frost & Sullivan Report, our Kewei (oseltamivir phosphate) ranked first in the Chinese oseltamivir phosphate market, and our oseltamivir phosphate products had a market share of 54.8% in 2024, and accounted for 38.5% of the Chinese anti-influenza drug market in terms of sales revenue in 2024. Oseltamivir Phosphate targets neuraminidase, an enzyme on the surface of influenza viruses.

Kewei (oseltamivir phosphate) has been mainly sold in the dosage forms of capsules and granules in China. We have been manufacturing and selling Oseltamivir Phosphate Capsules in China since June 2006 after obtaining the right to use certain patents relating to oseltamivir phosphate. Our Oseltamivir Phosphate Capsules, typically sold in 75 mg doses, are primarily used for the prevention and treatment of influenza in adults. In November 2008, we introduced Oseltamivir Phosphate Granules specifically designed for the treatment of influenza in children. Our Oseltamivir Phosphate Granules, typically sold in 15 mg doses, are primarily used for the prevention and treatment of influenza in children over one year of age. The granule formulation allows for accurate dosing, and each sachet of 15 mg dose maintains its effectiveness and safety over time, making it safer and more convenient for children.

During the Track Record Period, Kewei (oseltamivir phosphate) contributed a significant portion of our revenue. In 2022, 2023 and 2024, our revenue from sales of Oseltamivir Phosphate was RMB3,097.4 million, RMB5,546.1 million and RMB2,580.7 million,

respectively, accounting for 95.5%, 96.5% and 92.3% of our revenue from sales of anti-infective products for the same periods, respectively, and accounting for 81.2%, 86.9% and 64.2% of our total revenue for the same periods, respectively.

The sales of Kewei (oseltamivir phosphate) are subject to seasonality, with peak demand occurring during the winter-spring flu seasons in China (typically November through March), when influenza activity reaches its highest levels. Conversely, during periods of low influenza activity, particularly summer months (June through August), demand for Kewei (oseltamivir phosphate) experiences declines. According to the World Health Organization (WHO), influenza viruses are classified into four types: Type A, Type B, Type C, and Type D. Among them, Type A and Type B influenza viruses circulate widely among humans and are the primary causative virus of seasonal influenza epidemics. During the Track Record Period, the flu outbreaks in China are mostly caused by Type A or Type B influenza viruses and oseltamivir phosphate has been proven to be effective against both Type A or Type B influenza viruses. Please refer to “Risk Factors — Risks Relating to Our Business and Industries — Our revenue and business prospects currently depend on Kewei (oseltamivir phosphate). If we are unable to maintain the sales volumes, pricing levels and profit margins of Kewei, our revenue and business prospects could be materially and adversely affected.” for further details.

Product Advantages

- ***Efficacy and convenience.*** Oseltamivir Phosphate has a proven clinical efficacy and is currently one of the most widely used anti-influenza drugs in China. Among all anti-influenza drugs available in China, Oseltamivir Phosphate stands out as the only neuraminidase inhibitor available in an oral formulation, offering the convenience of both treatment and prevention.
- ***High safety and good compliance.*** Oseltamivir Phosphate is the preferred choice for treating influenza in children. For children over one year of age, Oseltamivir Phosphate Granules can be accurately administered in multiples of 15 mg per sachet, simplifying the complex dispensing process associated with other pediatric formulations and enhancing the convenience and accuracy of medication for children.
- ***Low drug resistance.*** The risk of drug resistance is low during the clinical application of Oseltamivir Phosphate and Oseltamivir Phosphate is recommended as a daily anti-influenza medication.

Market Opportunities and Competitive Landscape

Oseltamivir Phosphate has been recommended by various international and PRC guidelines for the treatment of influenza. Oseltamivir Phosphate was listed as an “essential medicine” in the World Health Organization (WHO) Model List of Essential Medicines and was also recommended by the U.S. Centers for Disease Control as one of the key antiviral medicines for the treatment of influenza and the treatment of avian influenza viruses, including H5N1. In China, Oseltamivir Phosphate was recommended as the first-line antiviral drug for the treatment of influenza in a number of clinical practice guidelines, including the Expert Consensus on Antiviral Treatment of Influenza in Adults (《成人流行性感胃抗病毒治療專家共識》), Expert Consensus on Emergency Treatment of Influenza in Adults (2022 Edition) (《成人流行性感胃診療規範急診專家共識(2022版)》), and Expert Consensus on Diagnosis and Treatment of Influenza in Children (2020) (《兒童流感診斷與治療專家共識(2020年版)》). According to the Frost & Sullivan Report, the sales revenue of drugs sold under the generic name of oseltamivir phosphate reached RMB4.7 billion in 2024, accounting for 70.3% of the anti-influenza drug market in China in terms of sales revenue for the same period.

We were among the first few PRC pharmaceutical companies to secure the right to use key patents relating to the oseltamivir phosphate, granting us a first-mover advantage in the manufacturing and selling Oseltamivir Phosphate Capsules in the PRC. The key patents relating to the oseltamivir phosphate were licensed from a Switzerland-based global pharmaceutical company that holds the rights to certain patents relating to oseltamivir phosphate (an Independent Third Party, the “**Oseltamivir Phosphate Licensor**”), under a licensing agreement with Shenzhen HEC Industrial, one of our controlling shareholders. The oseltamivir phosphate licensing agreement was first signed in 2006 and had been renewed, remaining valid until the expiration of the last patent among the licensed patents in March 2024 (the “**Oseltamivir Phosphate Licensing Agreement**”). The licenses under the Oseltamivir Phosphate Licensing Agreement covered several key patents relating to oseltamivir phosphate compound and oseltamivir phosphate synthetic process for manufacturing oseltamivir phosphate API and Oseltamivir Phosphate Capsules. The key patents relating to oseltamivir phosphate compound began to expire in August 2017, with the final key patent relating to oseltamivir phosphate synthetic process expired in March 2024. Despite the expiry of the initial patents in August 2017, the in-licensing arrangement with the Oseltamivir Phosphate Licensor remained necessary due to the continued validity of the Oseltamivir Phosphate Licensing Agreement until the expiration of the last patent in March 2024. Under the terms of the Oseltamivir Phosphate Licensing Agreement, Shenzhen HEC Industrial has been granted the right to manufacture and sell oseltamivir phosphate API and Oseltamivir Phosphate Capsules in the PRC, and we were irrevocably and royalty-free authorized to exercise such rights in the PRC pursuant to a separate sublicense agreement between Shenzhen HEC Industrial and our Company. The license from the Oseltamivir Phosphate Licensor to Shenzhen HEC Industrial was non-exclusive and included a royalty fee arrangement based on the sales amount of our oseltamivir phosphate API and Oseltamivir Phosphate Capsules, which was directly paid to the Oseltamivir Phosphate Licensor by us.

BUSINESS

We believe the expiry of the patent in March 2024 does not have any material negative impact on our business for the following reasons:

- (i) The key patents under the Oseltamivir Phosphate Licensing Agreement relating to oseltamivir phosphate compound began to expire in August 2017, with the final patent relating to oseltamivir phosphate synthetic process which is used in the manufacturing the of oseltamivir phosphate products expired in March 2024. Despite the expiry of the initial patents in August 2017, the in-licensing arrangement with the Oseltamivir Phosphate Licensor remained necessary due to the continued validity of the Oseltamivir Phosphate Licensing Agreement until the expiration of the last patent in March 2024. Since 2017, other pharmaceutical companies have been producing and selling oseltamivir phosphate capsule products by using different oseltamivir phosphate manufacturing processes. As a result, our oseltamivir phosphate capsule drug has been competing with other oseltamivir phosphate producers since 2017.
- (ii) The expiry of oseltamivir phosphate patent in 2017 had no material impact on the sales of our Kewei products during the period from 2016 to 2019 mainly because (i) the patent on our Kewei granules will not expire until 2026 and (ii) our competitors on Kewei capsules were relatively small with limited production capacity and small market share during the period from 2016 to 2019 and therefore, we did not face intensive competitions from those competitors during such period. We believe that the patent expiry in March 2024 doesn't have a major impact on the competitive landscape for oseltamivir phosphate capsule as it is not a patent necessary for the other oseltamivir phosphate producers for oseltamivir phosphate production and according to Frost & Sullivan, the number of oseltamivir phosphate capsule producers in the PRC remained stable before and after the expiry of such patent in March 2024.
- (iii) During the period from 2016 to 2019, being the period from one year before to two years after the year when the patents in connection with oseltamivir phosphate started to expire in 2017, our sales of oseltamivir phosphate increased rapidly and the average selling prices for our oseltamivir phosphate products remained relatively stable which shows the expiry of patents relating to oseltamivir phosphate does not have a material impact on our business.
- (iv) The drop of our revenue in 2024 as compared with our revenue in 2023 was mainly caused by the decrease in sales volume of our oseltamivir phosphate products as a result of (a) a drop in influenza incidence in China in 2024 as compared to that of 2023; (b) an increase in the sales volume of oseltamivir phosphate capsules sold in public hospitals through the VBP scheme which coupled with the drop in influenza incidence in China in 2024, further reduced the clinical demand for our Kewei from the public hospitals. For a detailed analysis on the reasons for the drop of our revenue in 2024, please see "Business — Sales, Marketing and Distribution — Our

Oseltamivir Phosphate Products and the Reasons for the Fluctuation of the Sales of Our Oseltamivir Phosphate Products during the Track Record Period”; and (c) increasingly intense competition oseltamivir phosphate is facing from other types of anti-influenza drugs.

The patents relating to Oseltamivir Phosphate Granules were originally developed by the Poisons and Drugs Research Office of the Medical Science Academy of the PRC People’s Liberation Army (中國人民解放軍軍事醫學科學院毒物藥物研究所), a research institute primarily focused on research and development of antiviral drugs (an Independent Third Party, the “**Poisons and Drugs Research Office**”). We became acquainted with the Poisons and Drugs Research Office through our participation in an oseltamivir phosphate research program in 2004. The patents relating to Oseltamivir Phosphate Granules were first exclusively licensed to us in 2006 under a written agreement, which was set to expire on June 8, 2015 with a royalty fee arrangement based on the consumption of oseltamivir phosphate API used in granule production. These patents were subsequently transferred to us in May 2015, with a royalty fee arrangement based on the sales amount of Oseltamivir Phosphate Granules, effective until the expiry of the relevant patents in April 2026. This arrangement was adopted as the consideration for the transfer, with the transfer fee structured as post-sale royalty payments to reduce the financial burden of a one-time lump-sum payment. The Poisons and Drugs Research Office agreed to the transfer in recognition of our commitment to researching and developing anti-viral drugs as well as our strong sales network and promotional capabilities. The transfer in 2015 was also a strategic move to ensure our long-term use and avoid uncertainties on renewing the licensing agreement after the expiry of the initial licensing agreement for Oseltamivir Phosphate Granules in the PRC. The current patents relating to Oseltamivir Phosphate Granules are valid until April 2026.

We can still manufacture and sell Oseltamivir Phosphate in the form of capsule and granules after the expiry of patents relating to Oseltamivir Phosphate Capsules and Granules. We do not consider the expiry of such patents to have a material impact on our business in the short to medium term. According to the Frost & Sullivan Report, our Kewei (oseltamivir phosphate) ranked first in the Chinese oseltamivir phosphate market, and our oseltamivir phosphate products had a market share of 54.8% in 2024, and accounted for 38.5% of the Chinese anti-influenza drug market in terms of sales revenue in 2024. According to the Frost & Sullivan Report, we ranked first in the PRC in terms of cumulative oseltamivir phosphate production volume over a period of five years from 2019 to 2023, we ranked first in the PRC in terms of cumulative oseltamivir phosphate shipments over a period of five years from 2019 to 2023, and we had the largest scale of oseltamivir phosphate production facilities in the PRC in terms of floor area in 2023. As the number one PRC pharmaceutical company in terms of anti-viral drug sales in the PRC, our brands in relation to our anti-viral products have been widely recognized in the industry and among our patients according to the Frost & Sullivan Report. Over a decade of development and continued efforts, we have also established a comprehensive oseltamivir phosphate production line in China with a supply chain system from starting materials to finished formulations. Our Yidu production base is the largest Kewei (oseltamivir phosphate) production base in the PRC. Leveraging on our outstanding brand recognition and production capacity, we believe that Kewei (oseltamivir phosphate) will


continue to have significant competitive advantages over competitor products in the Chinese anti-influenza drug market. In 2023, Kewei (oseltamivir phosphate) was listed on the brand list of the “2023 Health Industry Brand List of the Health Industry (International) Ecological Conference (健康產業(國際)生態大會2023健康產業品牌榜)” and the “Hospital Terminal of China’s Pharmaceutical Brands (中國醫藥品牌榜醫院終端)”. It also won the “Award for Single Product with the Most Collaborative Value for Chinese Pharmacy Chains (中國連鎖藥店最具合作價值單品獎)” and the for the third time, the “Gold Award of the Health Industry (International) Ecological Conference (健康產業(國際)生態大會金獎)”.

Hepatitis C

According to the Frost & Sullivan Report, the total number of patients diagnosed with chronic hepatitis C in China was 2.6 million in 2023 and is expected to increase to 2.8 million and 3.1 million in 2026 and 2030, respectively. The PRC government has announced policies such as the Work Plan for the Elimination of Public Health Hazards of Hepatitis C (2021-2030) (《消除丙肝公共衛生危害行動工作方案(2021-2030年)》) to improve hepatitis C diagnosis and treatment. This will drive the growth of the anti-hepatitis C drug market in China. Before the DAAs for hepatitis C were approved for launching in China, hepatitis C was predominantly treated with a combination of Interferon and Ribavirin. With the launch of DAAs that have high sustained virologic response (“SVR”) in the Chinese market, the cure rate of hepatitis C has been greatly improved. According to the Guidelines for Prevention and Treatment of Hepatitis C (2022 Edition) (《丙型肝炎防治指南(2022年版)》) (the “**2022 Guidelines**”), the Interferon-free pan-genotypic regimen is the preferred treatment recommendation, achieving over 90% SVR in HCV-infected individuals with known primary genotypes and sub-genotypes. The application of the pan-genotypic regimen can reduce pre-treatment testing and in-treatment monitoring, making it more suitable for the treatment and management of chronic HCV infections.

We have one commercialized Class I innovative drug for the treatment of genotype-specific chronic hepatitis C and two approved Class I innovative drugs for the treatment of pan-genotypic chronic hepatitis C. During the Track Record Period, we mainly manufactured and sold one Class I innovative anti-HCV drug developed in-house, namely Dongweien (emitasvir phosphate). We also have two approved Class I innovative anti-HCV drugs, namely Dong’antai (Netanasvir Phosphate) and Dong’anqiang (Encofosbuvir), which were approved by the NMPA for launching in China in February 2025 and March 2025, respectively. For details, see “— Our Product Pipeline — Infectious Diseases — Approved Product — The Combination Treatment Regimen of Dong’antai (Netanasvir Phosphate Capsules) and Dong’anqiang (Encofosbuvir Tablets) (磷酸萘坦司韋膠囊/艾考磷布韋片聯用治療方案).”

Commercialized Product — Dongweien (Emitasvir Phosphate Capsules) 東衛恩® (磷酸依米他韋膠囊)



Dongweien (Emitasvir Phosphate Capsules) is a domestic in-house R&D Class I innovative drug for the treatment of genotype 1 chronic hepatitis C, which is an inhibitor targeting HCV NS5A, capable of inhibiting HCV assembly and replication.

Dongweien was approved by the NMPA for launching in China in December 2020 and included in the NRDL in January 2022.

Emitasvir Phosphate combined with Sofosbuvir has shown a high clinical cure rate in Phase II and III trials, achieving an SVR12 of 99.5% (424/426) in patients with chronic genotype 1 HCV in China. The effectiveness of Dongweien is not affected by factors like baseline NS5A resistance, gender, or age. It also has a strong safety profile and is suitable for individuals with special health conditions. Based on clinical trial results, Emitasvir Phosphate has been proven to be effective and safe for patients with varying degrees of kidney dysfunction or mild to moderate liver dysfunction. As of the Latest Practicable Date, Dongweien has been recommended by the Guidelines for Prevention and Treatment of Hepatitis C (2022 Edition) (《丙型肝炎防治指南(2022年版)》).

We sell Dongweien in capsule form. Each capsule contains 0.1g of Emitasvir Phosphate (calculated as C₄₉H₅₈N₈O₆). In 2022, 2023 and 2024, our revenue from sales of Dongweien was RMB10.8 million, RMB40.7 million and RMB89.5 million, respectively, representing a CAGR of 187.6% from 2022 to 2024.

Other Commercialized Products for Infectious Diseases

During the Track Record Period, in addition to Oseltamivir Phosphate and Emitasvir Phosphate, we also manufactured and sold three major anti-infective generic drugs (namely Clarithromycin, Levofloxacin and Moxifloxacin Hydrochloride for the treatment of infections caused by sensitive bacteria) in terms of revenue contribution during the Track Record Period. In 2022, 2023 and 2024, our revenue from sales of these three major anti-infective generic drugs was RMB111.5 million, RMB119.3 million and RMB118.9 million, respectively, accounting for 3.4%, 2.1% and 4.3% of our revenue from sales of anti-infective products for the same periods, respectively, and accounting for 2.9%, 1.9% and 3.0% of our total revenue for the same periods, respectively.

BUSINESS

The following table sets forth the selected information of the three major anti-infective generic drugs that we sold during the Track Record Period.

Product name	Product image	Brief description
Clarithromycin Tablets (克拉霉素片)		Clarithromycin is a macrolide antibiotic. This medicine is used to treat certain bacterial infections, such as pneumonia (a lung infection), bronchitis (infection of the tubes leading to the lungs), and infections of the ears, sinuses, skin, and throat. It is also used to treat and prevent disseminated Mycobacterium avium complex (MAC) infection. It is used in combination with other medications to eliminate H. pylori, a bacterium that causes stomach ulcers.
Levofloxacin Tablets (左氧氟沙星片)		Levofloxacin is a quinolone antibiotic. This medicine is used to treat certain infections such as pneumonia, and kidney, prostate, and skin infections. Levofloxacin is also used to prevent anthrax in people who may have been exposed to anthrax germs in the air and treat and prevent plague.
Moxifloxacin Hydrochloride Tablets (盐酸莫西沙星片)		Moxifloxacin is a quinolone antibiotic. This medicine is used to treat certain infections caused by bacteria such as pneumonia, and skin, and abdominal (stomach area) infections. It is also used to prevent and treat plague, including pneumonic and septicemic plague.

Chronic Diseases

According to the Medium- and Long-Term Plan for the Prevention and Treatment of Chronic Diseases in China (2017-2025) (《中國防治慢性病中長期規劃(2017-2025)》) promulgated by the PRC government, chronic diseases account for 86.6% of total deaths of all diseases and the related costs for treatment of chronic disease accounts for over 70% of the total costs for treatment of all diseases, indicating significant prospects in the drug market for the treatment of chronic diseases.

Our commercialized chronic disease treatment drugs primarily focuses on the treatment of diabetes, hyperuricemia, hypertension and stomach acid related disease, including five insulin products and four major generic drugs. In 2022, 2023 and 2024, our revenue generated from sales of chronic disease treatment drugs was RMB517.3 million, RMB580.7 million and RMB1,067.7 million, accounting for 13.6%, 9.1% and 26.6% of our total revenue for the same periods, respectively. For details of our five insulin products, please see “— Diabetes — Commercialized Products — Insulins in China.” For details of the four major generic drugs, namely Benzbromarone, Telmisartan, Olmesartan Medoxomil and Esomeprazole Magnesium, for the treatment of hyperuricemia, hypertension and stomach acid related disease in the therapeutic areas of chronic diseases that we sold during the Track Record Period, please see “— Other Commercialized Products for Chronic Diseases.”

Our chronic disease treatment drug portfolio has also witnessed consistent revenue growth during the Track Record Period. In 2022, 2023 and 2024, our revenue from sales of chronic disease treatment drugs was RMB517.3 million, RMB580.7 million and RMB1,067.7 million, respectively, representing a CAGR of 26.8% from 2022 to 2024. All our major chronic disease treatment drugs have been included in the NRDL and VBP schemes at either national or provincial levels. With all of our five insulin products being included in the national VBP scheme, we expect their sales growth will continue, which will further drive revenue growth of our chronic disease treatment drugs. To ramp up the sales of our major chronic disease treatment drugs, we plan to leverage on the advantage that our insulin products have already entered value-based procurement at the national level to expand their coverage across regions. We also plan to strengthen hospital-to-retail integration by collaborating with leading pharmacy chains to ensure our drugs can be easily accessed outside of hospital. Furthermore, we plan to enhance medical education through national and regional workshops, including our Discover HEC (“走進東陽光”) program, to promote our brand image. For details of our Discover HEC program, see “— Sales, Marketing and Distribution.”

Diabetes

According to the Frost & Sullivan Report, the global market of diabetes drugs reached US\$92.8 billion in 2023 and is expected to increase to US\$112.8 billion and US\$132.6 billion in 2026 and 2030, respectively. In China, the market size of diabetes drugs reached RMB67.6 billion in 2023 and is expected to increase to RMB90.3 billion and RMB122.3 billion in 2026 and 2030, respectively. The current treatment regimen for diabetes often involves a combination of lifestyle changes and medication, with the goal of managing blood glucose levels and preventing complications. Medications mainly include traditional oral drugs, insulin and its analogs, GLP-1 receptor agonists, and SGLT-2 inhibitors. Even though new diabetes drugs such as GLP-1 drugs and SGLT-2 drugs are relatively new to the China's diabetes drug market, they had rapid growth over the past years. For details of the diabetes drug market, please see "Industry Overview — Overview of the Metabolic Diseases Drug Market in China — Overview of the Diabetes Drug Market."

Our commercialized products for the treatment of diabetes include five insulin products and several oral drugs. As of the Latest Practicable Date, we have also established a comprehensive drug pipeline for the treatment of diabetes, including (i) one innovative drug candidate (namely Dongjiantang (Ologliflozin)), for which we have submitted the NDA to the NMPA, (ii) two insulins (namely Guangjianyou (Insulin Glargine Injection) and Guangjiantan (Insulin Aspart Injection)) that we have been developing in collaboration with Lannett in the U.S., (iii) one innovative dual-targeted GLP-1/FGF21 drug candidate (namely Guangjianbao (HEC88473)) in Phase II clinical trial, (iv) two insulin analogs (namely Guangjianda (Insulin Degludec Injection) and Guangjianshu (Insulin Degludec/Insulin Aspart Injection)) for which we submitted the BLAs to the NMPA in January and June 2025, respectively, and (v) two GLP-1 receptor agonists (namely Liraglutide Injection and Guang Jian Cheng (Dulaglutide Injection)) in clinical trials. We started the R&D of biosimilars at an early stage and we are capable of industrializing a wide range of insulins and in-house R&D of GLP-1 receptor agonists, according to the Frost & Sullivan Report. We believe our diverse drug portfolio and comprehensive drug pipeline for the treatment of diabetes could enhance our competitive advantages and have the potential to satisfy the unmet medical needs for various diabetes drugs in China. For details, see "— Our Product Pipeline — Chronic Diseases — Approved Product — The Combination Treatment Regimen of Dong'antai (Netanasvir Phosphate Capsules) and Dong'anqiang (Encofosbuvir Tablets) (磷酸蔡坦司韋膠囊/艾考磷布韋片聯用治療方案)."

Commercialized Products — Insulins in China




According to the Frost & Sullivan Report, the market size of insulin and its analogs in China reached RMB18.3 billion in 2023. Despite the current dominance of overseas pharmaceutical companies in the insulin market in China, a clear trend towards PRC substitution is emerging.

We have a wide range of insulin products, covering the most widely used mealtime insulin, premixed insulin, and basal insulin. Clinically, our products can cater to the medication needs of various patient subgroups and accommodate the prescribing habits of different physicians, including combinations of premixed, long-acting, and intensified insulin regimens.



We had five insulin products sold in China, namely (i) Human Insulin Injection, (ii) Mixed Protamine Human Insulin Injection (30R), (iii) Insulin Glargine Injection, (iv) Insulin Aspart Injection, and (v) Insulin Aspart 30 Injection. Mixed Protamine Human Insulin Injection (30R) was approved for sale in 2023 and we started generating revenue from its sales in 2024. In 2022, 2023 and 2024, our revenue from sales of our insulin products was RMB12.4 million, RMB69.4 million and RMB136.7 million, respectively, accounting for 2.4%, 12.0% and 12.8% of our revenue from sales of chronic disease treatment products for the same periods, respectively, representing a CAGR of 231.8% from 2022 to 2024.

All of our five insulin products have been included in the national VBP schemes as of the Latest Practicable Date, and we expect the sales revenue of our insulin products will further increase. In addition, we believe our diverse drug portfolio for the treatment of diabetes will also enhance our insulin products' competitive advantages in the insulin and its analogs market in China.

The following table sets forth the selected information of our five insulin products, including insulin and its analog:

Product name	Product image	Brief description
Human Insulin Injection (Yibilin R) (人胰岛素注射液(宜必霖R))		This product is a short-acting insulin for the treatment of hyperglycemia caused by type 1 and type 2 diabetes.
Mixed Protamine Human Insulin Injection (30R) (Yibilin 30) (精蛋白人胰岛素混合注射液(30R)(宜必霖30®))		This product is a dual-action insulin formulation designed for the treatment of diabetes, consisting of 30% soluble human insulin and 70% protamine human insulin, providing both short-acting and intermediate-acting insulin. It effectively controls after meal blood glucose and fasting blood glucose.
Insulin Glargine Injection (Yibigan)(甘精胰岛素注射液(宜必甘®))		This product is a long-acting insulin analog used to regulate blood glucose levels in patients with type 1 and type 2 diabetes. It is administered subcutaneously once daily at a consistent time.

BUSINESS

Product name	Product image	Brief description
Insulin Aspart Injection (門冬胰島素注射液) . . .		This product is a rapid-acting insulin analog used to control high blood glucose in adults and children with diabetes. It is typically used in combination with a longer-acting insulin.
Insulin Aspart 30 Injection (門冬胰島素30 注射液)		This product is a mixed insulin formulation that contains 30% soluble insulin aspart, a rapid-acting insulin, and 70% protamine-crystallised insulin aspart, an intermediate-acting insulin. This product can be used as a standalone treatment for type 2 diabetes.

Other Commercialized Products for Chronic Diseases

During the Track Record Period, in addition to the five biosimilar insulins, we also manufactured and sold four major generic drugs for the treatment of chronic diseases (namely Benzbromarone, Telmisartan, Esomeprazole Magnesium and Olmesartan Medoxomil) in terms of revenue contribution during the Track Record Period. In 2022, 2023 and 2024, our revenue from sales of the above four generic drugs for the treatment of chronic diseases was RMB295.5 million, RMB307.8 million and RMB485.4 million, respectively, accounting for 57.1%, 52.0% and 45.5% of our revenue from sales of chronic disease treatment products for the same periods, respectively, and accounting for 7.7%, 4.8% and 12.1% of our total revenue for the same periods, respectively.

The following table sets forth the selected information of the four major generic drugs for the treatment of chronic diseases that we sold during the Track Record Period.

Product name	Product image	Brief description
Ertongshu (Benzbromarone Tablets) 爾同舒® (苯溴馬隆片)		Benzbromarone is used for the treatment of excess uric acid in blood (hyperuricemia), which could often lead to gout.

BUSINESS

Product name	Product image	Brief description
Oumeining (Telmisartan Tablets) 歐美寧® (替米沙坦片)	The image shows a white box for Telmisartan Tablets. The box features the company logo and name in Chinese and English, along with the product name and dosage (20mg).	Telmisartan is used for the treatment of high blood pressure (hypertension) and works by relaxing blood vessels to help reduce blood pressure. Telmisartan is an angiotensin II receptor antagonist used for the treatment and prevention of hypertension.
Esomeprazole Magnesium Enteric-Coated Capsules (艾司奥美拉唑 镁肠溶胶囊)	The image shows a white box for Esomeprazole Magnesium Enteric-Coated Capsules. The box features the company logo and name in Chinese and English, along with the product name and dosage (20mg).	Esomeprazole is mainly used for the treatment of stomach acid related disease. Esomeprazole is a second-generation proton pump inhibitor, which is derived from omeprazole and has better safety profile. The drug is also used to treat gastroesophageal reflux disease, eradicating helicobacter pylori in combination with appropriate antibacterial therapies, and in patients requiring continuous non-steroidal anti-inflammatory drugs treatment.
Olmesartan Medoxomil Tablets (奥美沙坦酯片) .	The image shows a white box for Olmesartan Medoxomil Tablets. The box features the company logo and name in Chinese and English, along with the product name and dosage (20mg).	Olmesartan is used for the treatment of hypertension. Olmesartan is an angiotensin receptor blocker. Olmesartan may be used alone or in combination with other antihypertensive agents.

Our Product Pipeline

As of the Latest Practicable Date, we had a diverse and robust pipeline of 49 Class I innovative drug candidates in the therapeutic areas of infectious diseases, chronic diseases and oncology in China. The research and development of our drug candidates in the pipeline is primarily driven by our in-house R&D. Our major innovative drug candidates mainly comprise (i) one Class I innovative drug candidate, for which we have submitted the NDA to the NMPA, and (ii) ten Class I innovative drug candidates in Phase II or Phase III clinical trials. For details of each of our major innovative drug candidates and their status, please see “— Overview.” As of the Latest Practicable Date, we also had around 10 modified new drugs under development and around 20 generic drugs under development, respectively. Our modified new drugs under development mainly target indications such as hypertension, coronary heart disease, peptic

ulcer bleeding, Alzheimer’s disease, COPD and asthma in the therapeutic area of chronic diseases. Meanwhile, our generic drugs under development mainly target indications such as influenza in the therapeutic area of infectious diseases, and diabetes, gastroesophageal reflux disease, adjunctive treatment of major depressive disorder in adults and treatment of schizophrenia in adults in the therapeutic area of chronic diseases. For details of our major modified new drugs under development, please see “— Other Innovative and Modified New Drugs under Development for Chronic Diseases.”

Infectious Diseases

As of the Latest Practicable Date, we also had two approved Class I innovative anti-HCV drugs, namely Dong’antai (Netanasvir Phosphate) and Dong’anqiang (Encofosbuvir), which were approved by the NMPA for launching in China in February 2025 and March 2025, respectively. In addition, as of the Latest Practicable Date, we had a pipeline of four major Class I innovative drug candidates that we have been developing in-house in the therapeutic area of infectious diseases, including (i) one innovative drug candidate (namely Dong’andi (Morphothiadine Mesylate)) in Phase III clinical trial, (ii) one Class I innovative drug candidate with Phase I clinical trial completed (namely Freethiadine), and (iii) two Class I innovative drug candidates (namely HECN30227 and HEC191834) in preclinical stages.

Approved Product — The Combination Treatment Regimen of Dong’antai (Netanasvir Phosphate Capsules) and Dong’anqiang (Encofosbuvir Tablets)* (磷酸奈坦司韋膠囊/艾考磷布韋片聯用治療方案)*

Netanasvir Phosphate Capsules and Encofosbuvir Tablets are two approved Class I innovative drugs that we have developed in-house for the treatment of pan-genotypic chronic hepatitis C. Netanasvir Phosphate is an NS5A inhibitor, capable of inhibiting HCV assembly and replication. Encofosbuvir is an NS5B polymerase nucleoside analog inhibitor, part of the DAAs used in the treatment of pan-genotypic chronic HCV.

We have submitted the NDA to the NMPA for the combination treatment regimen of Netanasvir Phosphate and Encofosbuvir in August 2023. Netanasvir Phosphate and Encofosbuvir were approved by the NMPA for launching in China in February 2025 and March 2025, respectively. Netanasvir Phosphate and Encofosbuvir made their debut on March 29, 2025 at the 2025 Asian Pacific Association for the Study of the Liver (2025年亞太肝病學會年會). We are currently scaling up production and finalizing our market launch preparations, with sales expected to begin in July 2025. In parallel, we are preparing to initiate negotiations with national medical insurance authorities in December 2025, and we anticipate that our products will be included in the NRDL starting in January 2026. We plan to leverage our well-established sales channels for anti-infective drugs to expand its coverage for our anti-hepatitis C drugs. We plan to collaborate with health authorities, such as the National Health

* Following NMPA approval, we plan to sell Dong’antai (Netanasvir Phosphate) and Dong’anqiang (Encofosbuvir) in China under the brand names Dongweizhuo (東衛卓®) and Dongyinghe (東英賀®), respectively.

Commission, to promote educational activities on hepatitis C to locate and target more HCV patients. Furthermore, introducing the combination treatment regimen of Netanasvir Phosphate and Encofosbuvir for the treatment of pan-genotypic chronic hepatitis C will enable our treatment regimen to cover more HCV genotypes, meeting the diverse needs of patients and broadening the treatment population. The combination treatment regimen of Netanasvir Phosphate and Encofosbuvir also received support from the National Major Scientific and Technological Special Project for “Significant New Drugs Development”.

The combination treatment regimen of Netanasvir Phosphate and Encofosbuvir has high cure rates for genotypes 1, 2, 3, and 6 HCV. Phase II/III clinical trials showed an overall SVR12 of 95.0% (420/442) in patients treated with this regimen. This regimen does not include protease inhibitors, which lowers the risk of potential drug-drug interactions and makes it suitable for patients with compensated liver cirrhosis.

Hepatitis B

According to the Frost & Sullivan Report, the total number of patients diagnosed with chronic hepatitis B in China was 19.1 million in 2023 and is expected to increase to 23.2 million and 31.9 million in 2026 and 2030, respectively. According to the Frost & Sullivan Report, the market size of anti-HBV drugs in China reached RMB9.9 billion in 2023 and is expected to increase to RMB16.7 billion and RMB43.4 billion in 2026 and 2030, respectively. As of the Latest Practicable Date, the treatment of HBV mainly involved two major categories of drugs, namely Interferon and nucleoside analogs. Interferon requires injection and has a low response rate and severe side effects, resulting in insufficient patient compliance. Even though nucleoside analogs can be administered orally and effectively reduce HBV DNA titers, they are ineffective in reducing HBsAg and have issues such as drug resistance and recurrence after treatment. Therefore, anti-HBV drugs targeting the core proteins have become a key focus in current research on HBV treatment.

Based on the latest scientific insights, we have established a pipeline of innovative drug candidates with various mechanism of actions for the treatment of hepatitis B. As of the Latest Practicable Date, we had one major Class I innovative anti-HBV drug candidate in Phase III clinical trial, namely Dong’andi (Morphothiadin Mesylate), an anti-HBV capsid inhibitor. We also had one Class I innovative drug with Phase I clinical trial completed, namely Freethiadine. Freethiadine is another anti-HBV capsid inhibitor that we have been developing in-house and it has shown improved antiviral activity in pre-clinical studies. In addition, we have two Class I innovative drug candidates, which might be possible to functionally cure chronic hepatitis B through combination therapy, mainly including (i) one Class I innovative drug candidate in preclinical stage, namely HECN30227, which is a small nucleic acid drug targeting HBV RNA and inhibiting HBsAg and for which we plan to submit the IND application in 2025, and (ii) one Class I innovative drug candidate in preclinical stage, namely HEC191834, which is a TLR8 agonist simulating the immune system. In pre-clinical studies, HECN30227 has shown improved in vitro and in vivo activity and HEC191834 has shown high selectivity and high

distribution to the liver. We believe our diverse pipeline of anti-HBV drug candidates could enhance our competitive advantages and have the potential to satisfy the unmet medical needs for the treatment of chronic hepatitis B.

Product Candidate — Dong'andi (Morphothiadine Mesylate Capsules) (甲磺酸莫非賽定膠囊)

Morphothiadine Mesylate, also known as GLS4 or Morphothiadine, is a Class I innovative drug candidate that we have been developing in-house for the treatment of chronic hepatitis B. Morphothiadine Mesylate is an anti-HBV capsid inhibitor.

We have obtained approval from CDE to commence Phase III clinical trial for Morphothiadine Mesylate. Morphothiadine Mesylate also received support from the National Major Scientific and Technological Special Project for “Significant New Drugs Development”. According to the Frost & Sullivan Report, Morphothiadine Mesylate was the only anti-HBV capsid inhibitor in Phase III clinical trial in China and had the leading clinical trial progress in China as of the Latest Practicable Date. Morphothiadine Mesylate was also the world’s first oral small molecule drug for the treatment of chronic hepatitis B, which has been clinically validated to significantly inhibit the hepatitis B virus surface antigen, according to the Frost & Sullivan Report.

Morphothiadine Mesylate has demonstrated strong clinical efficacy. In a phase II trial, patients who received the combination therapy (combination of Morphothiadine Mesylate and nucleoside analogs) showed better performance in various efficacy indicators (including HBsAg, HBV pgRNA and HBcrAg) than patients who received the nucleotide analogs alone. Combination therapy continued to be superior in terms of efficacy in patients who have received nucleoside therapy. The combination treatment has also shown a good safety profile and is well tolerated by patients. Morphothiadine Mesylate also works by targeting the cccDNA, which is crucial for the virus’s ability to reproduce.

Chronic Diseases

As of the Latest Practicable Date, we also had a pipeline of eleven major Class I innovative drug candidates that we have primarily been developing in-house in the therapeutic area of chronic diseases, including (i) one Class I innovative drug candidate (namely (Dongjiantang Olorigliflozin)), for which we have submitted the NDA to the NMPA; (ii) one Class I innovative drug candidate (namely Dongjiandi (Yinfenidone Hydrochloride)) in phase III clinical trial; (iii) five Class I innovative drug candidates (namely Guangjianbao (HEC88473), Dongjianqiang (HEC95468), Dongtongshen (Mitizodone Phosphate), Dongjianshun (HEC93077) and Dongjianyuan (HEC96719)) in Phase II clinical trials, (iv) one Class I innovative drug candidate (namely Dongtongshun (HEC137076), a drug candidate targeting 5-HT_{1f} for the treatment of migraine, which has demonstrated high ability to cross the blood-brain barrier in pre-clinical studies) in Phase I clinical trial, (v) one Class I innovative drug candidate (namely Dongningsheng (HEC53856), a drug candidate target HIF-PHD for the treatment of renal anemia and CIA) which has finished its Phase Ic clinical trial for renal anemia and has conducted the Phase II clinical trial for CIA, (vi) one Class I

innovative drug candidate (namely HEC169584, a THR-agonist drug candidate for the treatment of NASH), for which we obtained clinical trial approval in December 2024; and (vii) one Class I innovative drug candidate (namely HEC007, a GLP-1/GIP/GCG triple-target agonist drug candidate for the treatment of obesity), for which we submitted the IND application in January 2025 and obtained clinical trial approval in April 2025.

In addition, we have been cooperating with Lannett, a U.S. pharmaceutical company, to develop two insulins (namely Guangjianyou (Insulin Glargine Injection) and Guangjiantan (Insulin Aspart Injection)) for the U.S. market.

Furthermore, we also had a pipeline of modified new drugs and generic drugs in different stages of development, mainly targeting peptic ulcer bleeding, Alzheimer's disease, COPD, asthma, diabetes, gastroesophageal reflux disease, adjunctive treatment of major depressive disorder in adults and treatment of schizophrenia in adults. For details of our major modified new drugs under development in the therapeutic area of chronic diseases, please see “— Other Innovative and Modified New Drugs under Development for Chronic Diseases.”

Product Candidate — Guangjianyou (Insulin Glargine Injection) and Guangjiantan (Insulin Aspart Injection) in the U.S.

According to the Frost & Sullivan Report, the market size of diabetes drugs in the U.S. reached USD40.4 billion in 2023 and is expected to reach USD52.0 billion in 2030. In 2023, the sales of insulin and its analogs accounted for approximately 20% of the diabetes drug market in the U.S.

As of the Latest Practicable Date, we have been collaborating with Lannett to develop two insulins, namely Insulin Glargine Injection and Insulin Aspart Injection, for the U.S. market. We are one of the only two PRC pharmaceutical companies that are developing Insulin Glargine Injection for the U.S. market. We completed a pivotal Phase I clinical trial for our Insulin Glargine Injection. We submitted the BLA for our Insulin Glargine Injection to the U.S. FDA in December 2023. Since then, we have been actively responding to the U.S. FDA's requests for additional information to facilitate the approval process. Based on the current review progress and our understanding of the U.S. FDA's general review timeframe for BLA applications, we expect to receive BLA approval for our Insulin Glargine Injection in the first half of 2026. We believe that our Insulin Glargine Injection has the potential to become the first insulin to be approved for launching in the U.S., which has received the U.S. FDA approval for an exemption from Phase III clinical trial. We have also submitted a Pre-IND consultation to the U.S. FDA for Insulin Aspart Injection. We also aim to submit the BLA for our Insulin Aspart Injection to the U.S. FDA around the end of 2025 and expect to receive its BLA approval around the end of 2026. Following BLA approval, in order to ensure successful market entry, we plan to establish partnerships with insurance companies, long-term care facilities, rehabilitation centers and chain pharmacies to enhance market penetration and strengthen our brand presence among the end-users. For details of our cooperation with the U.S. pharmaceutical company on insulins in the U.S., please see “— Research and Development — Collaboration and Licensing Agreements — Collaboration with Lannett.”

The Phase I clinical trial for the U.S. marketing application of Insulin Glargine Injection was based on a clinical trial conducted overseas. The trial results have confirmed that both the pharmacokinetic similarity and the pharmacodynamic similarity between our Insulin Glargine Injection and the U.S. RLD. Insulin production is complex, but we operate multiple production lines that work well together, helping to keep production costs low.

Product Candidate — Dongjiantang (Ologliflozin Capsules) (奥洛格列净胶囊)

Type 2 diabetes is the predominant form of diabetes in China. According to the Frost & Sullivan Report, the total number of type 2 diabetes patients in China was 137.0 million in 2023 and is expected to increase to 144.3 million and 150.5 million in 2026 and 2030, respectively. SGLT-2 inhibitor is a type of innovative antidiabetic medication that can lower the renal glucose threshold and promote urinary glucose excretion, thus reducing blood glucose levels. In addition, SGLT-2 inhibitors can also effectively reduce the risk of cardiovascular diseases and have a protective effect on the kidneys. According to the Frost & Sullivan Report, the market size of SGLT-2 inhibitors in China reached RMB10.5 billion in 2023 and is expected to increase to RMB20.0 billion and RMB27.5 billion in 2026 and 2030, respectively.

Ologliflozin, a Class I innovative drug candidate that we have been developing in-house, is an SGLT-2 inhibitor.

We submitted the NDA to the NMPA for Ologliflozin in December 2023 and expect to receive approval in 2025. Following NMPA approval, we will conduct targeted medical promotion conferences and expert seminars to demonstrate Ologliflozin's clinical advantages, supported by clinical trial results. We will also consider its combination sales with our other products for the treatment of diabetes, such as insulin products, to provide comprehensive treatment solutions that will meet diverse patient needs. In addition, we will explore new indications for Ologliflozin, such as specific types of metabolic syndrome, to broaden its application scope. In terms of pricing strategy, we will balance research and development as well as manufacturing costs with therapeutic value to set a market-competitive price to ensure its accessibility. Furthermore, we will actively pursue its inclusion in the NRDL through negotiations with health insurance departments. Ologliflozin also received support from the National Major Scientific and Technological Special Project for "Significant New Drugs Development". We believe our Ologliflozin could not only treat type 2 diabetes but also have benefits of improving cardiovascular diseases and the potential to reduce the risk of chronic kidney diseases.

In addition to its glucose-lowering effects, Ologliflozin effectively regulates lipid metabolism and protect the pancreas during long-term use. Moreover, when combined with other diabetes medications that act through different mechanisms, Ologliflozin complements their effects, enhancing the lowering of blood sugar. Ologliflozin demonstrated comprehensive and sustained glucose-lowering effects in two Phase III clinical trials. After 24 weeks of treatment, the 50mg and 20mg monotherapy groups of Ologliflozin reduced the primary efficacy endpoint HbA1c by 1.01% and 0.94%, respectively, compared to placebo. Compared to other SGLT2 inhibitors with statistically significant 2-hour postprandial plasma

glucose data (mainly from Chinese patients), Olorigliflozin exhibited better reductions in both fasting plasma glucose and 2-hour postprandial plasma glucose. It also brings a greater effect on weight loss and lowering of systolic blood pressure. In terms of safety, Olorigliflozin demonstrated a good safety profile, with fewer gastrointestinal side effects, lower rates of urinary tract infections compared to the placebo group, and no adverse reactions related to hypovolemia.

Product Candidate — Guangjianbao (HEC88473 Injection)

As public awareness regarding obesity control and treatment intensifies, the obesity drug market is experiencing exponential growth, with high demand observed for anti-obesity drugs such as Semaglutide and Tirzepatide. Meanwhile, NASH remains an area devoid of approved treatment options in China, with many drugs currently in clinical trials demonstrating limited efficacy. According to the Frost & Sullivan Report, the total number of patients with NASH in China reached 42.5 million in 2023 and is expected to increase to 47.2 million and 54.9 million in 2026 and 2030, respectively. As of the Latest Practicable Date, the U.S. FDA has only approved one drug for the treatment of NASH with moderate to advanced scarring fibrosis.

HEC88473, a Class I innovative dual-targeted (GLP-1/FGF21) biological drug candidate that we have been developing in-house, is a long-acting fusion protein injection. HEC88473 can simultaneously activate GLP-1 and FGF receptors, which can synergistically lower blood glucose levels, reduce body weight and improve lipid metabolism. Compared to currently marketed GLP-1 receptor agonists (“**GLP-1RAs**”), GLP-1/FGF21 dual-targeted agonist exhibits advantages in blood glucose reduction and weight loss, as well as effectively mitigating NASH. HEC88473 has the potential to concurrently target three indications, namely type 2 diabetes, NASH and obesity. According to the Frost & Sullivan Report, HEC88473 was the first GLP-1/FGF21 dual targeted agonist drug candidate to enter the clinical stage and it is leading the R&D progress of the dual agonist class globally.

As of the Latest Practicable Date, we completed Phase I clinical trials for HEC88473 in China and Australia. The multi-dose escalation Phase I clinical trial in China was conducted in patients with type 2 diabetes co-existing with fatty liver disease, assessing the safety and preliminary efficacy of HEC88473 in this type of patients. Moreover, we have been conducting Phase II clinical trial for type 2 diabetes in China to evaluate the efficacy and safety of HEC88473 in treating subjects who have type 2 diabetes and have enrolled all the subjects for Phase II clinical trials. Concurrently, we have submitted the IND application for NASH to the U.S. FDA and have received its clearance. We have entered into an exclusive overseas license and commercialization agreement with Apollo Therapeutics Group Limited in November 2024, demonstrating the global development and commercialization of HEC88473. Please see “— Research and Development — Collaboration and Licensing Agreements — Licensing Agreement with Apollo” for further details.

HEC88473 offers stable blood sugar control, promotes weight loss, improves blood lipid levels, and shows promise in improving NASH and fibrosis, offering broad metabolic benefits. Phase I clinical trial in China indicated that HEC88473 is safe and well-tolerated at single

doses ranging from 0.5 mg to 62.9 mg and multiple doses from 5.1 mg to 68.0 mg. Study results supported the use of once-weekly dosing. In a 5-week trial with patients who have type 2 diabetes and fatty liver, HEC88473 showed strong effects in lowering blood sugar and reducing liver fat. It resulted in significant reductions in HbA1c, fasting blood glucose, and liver fat content.

Product Candidates — Liraglutide Injection and Guang Jian Cheng (Dulaglutide Injection)

In addition to insulins, our biosimilar pipeline for diabetes also extends to the field of GLP-1RAs. As of the Latest Practicable Date, we had two GLP-1RAs under development, namely Liraglutide Injection and Dulaglutide Injection, for which we completed Phase III clinical trial and Phase I clinical trial, respectively.

Phase III clinical trial results for our Liraglutide Injection have shown that our Liraglutide Injection is therapeutically equivalent to the original Liraglutide Injection (Victoza®), with comparable safety profiles, similar immunogenicity and pharmacokinetics.

Phase I clinical trial results for our Dulaglutide Injection have shown that the pharmacokinetics, safety, and immunogenicity of our Dulaglutide Injection are similar to that of the original Dulaglutide Injection (Trulicity®) in healthy subjects.

Respiratory System Diseases

According to the Frost & Sullivan Report, the global market of respiratory system disease drugs reached US\$94.6 billion in 2023 and is expected to increase to US\$119.5 billion and US\$137.6 billion in 2026 and 2030, respectively. In China, the market size of respiratory system disease drugs reached RMB82.1 billion in 2023 and is expected to increase to RMB103.7 billion and RMB123.9 billion in 2026 and 2030, respectively.

As of the Latest Practicable Date, we have established a diverse drug pipeline for the treatment of respiratory system disease, mainly including (i) one Class I innovative drug candidate for the treatment of idiopathic pulmonary fibrosis (IPF) in Phase III clinical trial, namely Dongjiandi (Yinfenidone Hydrochloride Tablets), (ii) one Class I innovative drug candidate for the treatment of pulmonary arterial hypertension in Phase II/III clinical trial, namely Dongjianqiang (HEC95468 tablets), (iii) four modified new drugs for the treatment of COPD and asthma, namely Tiotropium Bromide Inhaler, in Phase I clinical trial, Tiotropium Bromide and Olodaterol Inhaler in preclinical stage and for which we plan to submit the IND application in 2025, and two other modified inhalers in formulation development stage. We also had one Class I innovative in-house R&D drug candidate for the treatment of IPF, namely HEC68498. We completed Phase I clinical trial for HEC68498 in the U.S. and HEC68498 was granted Orphan Drug Designation in the U.S.

Product Candidate — Dongjiandi (Yinfenidone Hydrochloride Tablets) (鹽酸伊非尼酮片)

According to the Frost & Sullivan Report, the total number of IPF patients in China was 164.3 thousand in 2023 and such number is expected to increase to 231.1 thousand and 339.2 thousand in 2026 and 2030, respectively. According to the Frost & Sullivan Report, the market size of pulmonary fibrosis drugs in China reached RMB1.5 billion in 2023 and is expected to increase to RMB2.7 billion and RMB3.2 billion in 2026 and 2030, respectively. As of the Latest Practicable Date, there were only two drugs for the treatment of IPF (namely Pirfenidone and Nintedanib) available in the world, which had also been approved for sale in China. However, they had a high frequency of side effects (such as gastrointestinal intolerance, phototoxicity, and hepatotoxicity), which may lead to treatment interruption. Therefore, there is an urgent need for safer and more effective IPF treatment drugs. Even though there were numerous drugs candidates for the treatment of IPF in clinical trials in China, their efficacy and safety still needed to be verified.

Yinfenidone Hydrochloride (HEC585) is a Class I innovative drug candidate that we have been developing in-house for the treatment of IPF.

As of the Latest Practicable Date, we completed its Phase I clinical trial in China and the U.S., the results of which have shown that Yinfenidone Hydrochloride has a long half-life, and could be administered once a day. In August 2017, Yinfenidone was granted Orphan Drug Designation in the U.S., making it eligible for preferential policies for approval and pricing in the U.S. Moreover, we have been conducting Phase II clinical trial in China to evaluate its efficacy and safety and have received its Phase III clinical trial approval from the CDE based on Phase II interim analysis data. Given the extensive overlap between the sales channels for approved pulmonary fibrosis drugs in China and our existing sales network for Oseltamivir Phosphate Capsules, we plan to leverage our existing sales network and integrate it with sales channels used for Oseltamivir Phosphate Capsules to achieve market penetration for Yinfenidone Hydrochloride following the NMPA approval. We also plan to explore its sales channels such as Direct-to-Patient (DTP) pharmacies and online hospitals to expand its reach and enhance its brand recognition. Yinfenidone Hydrochloride also received support from the National Major Scientific and Technological Special Project for “Significant New Drugs Development”.

Compared to Pirfenidone, a drug for the treatment of IPF with limited efficacy, Yinfenidone Hydrochloride may exert its anti-fibrotic effects through multiple pathways, making its mechanism distinct. In vitro studies have shown that it is 200-500 times more potent than Pirfenidone in anti-fibrotic activity. Preclinical studies also demonstrated its ability to reduce pulmonary fibrosis, slow disease progression, and alleviate damage and inflammation in the lungs, all with a much lower dose compared to Pirfenidone. Additionally, Yinfenidone Hydrochloride offers a once-daily dosing regimen, unlike Pirfenidone, which requires three doses a day. Clinical trials have shown that it has a better safety profile, with no serious liver enzyme abnormalities, phototoxicity, or severe indigestion side effects. Preliminary data from Phase II trials indicated that Yinfenidone Hydrochloride has demonstrated better anti-fibrotic

effects compared to Pirfenidone. In addition, we will consider conducting its overseas Phase II clinical trials and we are seeking overseas collaboration opportunities to promote its global development and commercialization.

Product Candidate — Dongjianqiang (HEC95468 Tablets)

HEC95468, a Class I innovative drug candidate that we have been developing in-house in Phase II/III clinical trial, is the second generation of soluble guanylate cyclase (sGC) stimulator for the treatment of pulmonary arterial hypertension (PAH). HEC95468 exhibited favorable pharmacokinetic properties, posed a low risk of drug-drug interaction, and had a long half-life. It could be administered once daily for pulmonary hypertension indications, and it could achieve a steady blood pressure-lowering effect. Although the PAH drug market has experienced rapid growth in recent years, there are still many patients whose clinical needs cannot be met. According to the Frost & Sullivan Report, the total number of patients with PAH in China was 85.3 thousand in 2023 and is expected to increase to 94.1 thousand in 2030.

Other Innovative and Modified New Drugs under Development for Chronic Diseases

As of the Latest Practicable Date, in addition to diabetes and respiratory system diseases, our key innovative drug candidates in the therapeutic area of chronic diseases also targeted indications such as depression, NASH, gout and hyperuricemia.

Product Candidate — Dongtongshen (Mitizodone Phosphate Tablets) (磷酸咪替佐酮片)

Mitizodone Phosphate (HEC113995) is a Class I innovative anti-depressant drug candidate that we have been developing in-house. It has a multi-target synergistic mechanism of action. Compared to Vilazodone (a drug for the treatment of depression), Mitizodone has better in vivo and in vitro activity and better safety. Phase I clinical results have shown that its pharmacokinetic properties met expectations, and it had good safety and tolerability. We are currently conducting its Phase II clinical trial. According to the Frost & Sullivan Report, the total number of patients with depression in China was 31.3 million in 2023 and is expected to increase to 32.5 million and 33.9 million in 2026 and 2030, respectively. According to the Frost & Sullivan Report, the market size of anti-depressant drugs in China reached RMB10.8 billion in 2023 and is expected to increase to RMB12.0 billion and RMB14.2 billion in 2026 and 2030, respectively.

Product Candidate — Dongjianyuan (HEC96719 Tablets)

HEC96719, a Class I innovative drug candidate that we have been developing in-house, is a farnesoid X receptor (FXR) agonist for the treatment of NASH. HEC96719 had the leading clinical trial progress among FXR agonist drug candidates in China as of the Latest Practicable Date. Non-clinical studies indicated that HEC96719 has shown good anti-NASH and anti-fibrosis effects in both in vivo and in vitro drug efficacy experiments. It had good drug absorption, safety, and druggability. Based on non-head-to-head comparisons, the safety window of HEC96719 was more than 60 times, which was better than that of obeticholic acid

(< 5 times) and Tropifexor (< 4 times), both of which were drugs with the same target. We completed Phase I clinical trials in China and Australia as well as the Phase IIa clinical trial in NASH patients in China. Phase I clinical trial results have shown that HEC96719 with low to medium doses have demonstrated good safety and tolerability, and a strong regulatory effect on both pharmacodynamics indicators, which is better than drug candidates with the same targets. Phase IIa clinical trial results have also shown the clinical efficacy met expectations. According to the Frost & Sullivan Report, the total number of patients with NASH in China was 42.5 million in 2023 and is expected to increase to 47.2 million and 54.9 million in 2026 and 2030, respectively.

Product Candidate — HEC169584 Capsules

HEC169584 is our first Class I innovative drug candidate developed in-house by our AIDD laboratory. HEC169584 is a THR- β agonist for the treatment of NASH. We utilize our HEC GEN model, a molecular fragment generation model based on sparse graph attention neural networks, to identify the small molecule, HEC169584. Pre-clinical studies have demonstrated that HEC169584 exhibits high in vitro activity on THR- β cells, which is better than that of the positive control drug, Resmetirom, the first FDA-approved drug for NASH in 2024. We obtained its clinical trial approval in December 2024.

Product Candidate – Dongjianshun (HEC93077 Tablets)

HEC93077, a Class I innovative drug candidate that we have been developing in-house, is a XO/URAT1 dual-target inhibitor for the treatment of gout and hyperuricemia. HEC93077 had the leading clinical trial progress among XO/URAT1 dual-target inhibitor drug candidates in China as of the Latest Practicable Date. Compared to single-target drugs, HEC93077 effectively reduced blood uric acid levels by targeting both the production and excretion of uric acid. Preliminary data from Phase I clinical trial results have shown that it had a good uric acid-lowering effect and a good safety profile. During the Track Record Period, we have manufactured and sold Benzbromarone Tablets and Febuxostat Tablets for the treatment of gout and hyperuricemia. HEC93077 is an important drug candidate to supplement our pipeline for gout and hyperuricemia. According to the Frost & Sullivan Report, the total number of patients with hyperuricemia in China was 188.6 million in 2023 and is expected to increase to 231.6 million in 2030, and the total number of patients with gout in China was 40.7 million in 2023 and is expected to increase to 50.4 million in 2030.

As of the Latest Practicable Date, we also had a drug pipeline of modified new drugs to enrich our chronic disease treatment products, mainly targeting hypertension, coronary heart disease, peptic ulcer bleeding and Alzheimer's disease.

Product Candidate - Amlodipine Besylate Granules (苯磺酸氨氯地平顆粒)

Amlodipine Besylate Granules is a modified new drug for the treatment of hypertension and coronary heart disease for which we submitted its NDA to the NMPA in November 2024. Following NMPA approval, we plan to prioritize its inclusion in the NRDL and implement

combination sales strategies with our existing commercialized drugs for the treatment of hypertension. These initiatives will focus on expanding distribution through outpatient pharmacies affiliated with major children's hospitals to enhance accessibility for children with hypertension. Amlodipine Besylate is a third-generation calcium channel blockers (CCB). Comparing with Amlodipine Besylate Tablets, it targets (i) patients with hypertension and stroke who have swallowing difficulties, and (ii) pediatric patients with hypertension.

Product Candidate — HECB1502201 (Vonoprazan Fumarate Injection) (富馬酸伏諾拉生注射液)

HECB1502201 (Vonoprazan Fumarate Injection) is a modified new drug under development in-house for the treatment of peptic ulcer bleeding. It reduced gastric acid secretion by blocking an enzyme in the stomach that leads to the production of stomach acid. Compared to the original tablet formulation Vocinti® (Vonoprazan Fumarate Tablets), HECB1502201 could meet the clinical needs of patients with peptic ulcer bleeding that oral formulations cannot address, including high-risk patients who cannot take oral medications due to severe conditions, and patients who require a rapid increase in gastric pH for quick hemostasis. We completed Phase II clinical trial for HECB1502201 and will commence its Phase III clinical trial. Phase I clinical trial results have shown that HECB1502201 had better control over gastric pH compared to PPI injections. Its acid suppression capability was better than that of Esomeprazole Sodium Injection. It also exhibited full efficacy from the first dose and demonstrated good nocturnal acid control.

Product Candidate — HECB1701301 (Long-acting Intramuscular Injection) (長效肌肉注射劑)

HECB1701301 (Long-acting Intramuscular Injection) is a modified new drug under development in-house for the maintenance treatment of moderate to severe Alzheimer's disease (AD). It is a long-acting intramuscular injection that has been modified from a once or twice daily oral formulation to an injection administered at least once every week. This modification improved drug compliance and avoided fluctuations in clinical indicators caused by patients missing doses, thus enhancing treatment efficacy. We are currently conducting Phase I clinical trial for HECB1701301.

Product Candidate – HEC007

HEC007 is a GLP-1/GCG/GIP triple-target fusion protein for the treatment of obesity independently developed by us. Pre-clinical in vitro and in vivo studies have shown that the weight loss effect of HEC007 is superior to that of the existing marketed drug Tirzepatide, indicating great competitive potential in the field of obesity treatment. HEC007 also has favorable pharmacokinetic properties, meeting the once-weekly dosing requirements for humans. In the in vivo toxicology study, HEC007 was shown to be well tolerated with a large safety window. Therefore, HEC007 has promising druggability and is expected to bring a new treatment option for obese patients. We submitted the IND application for HEC007 in China in January 2025 and obtained its clinical trial approval in April 2025.

Oncology

According to the Frost & Sullivan Report, the market size of oncology drugs in China reached RMB269.0 billion in 2023 and is expected to increase to RMB398.5 billion and RMB581.7 billion in 2026 and 2030, respectively.

As of the Latest Practicable Date, our oncology drug candidates were still at various clinical trial stages. As of the Latest Practicable Date, we had a pipeline of four key innovative drug candidates that we have been developing in-house in the therapeutic area of oncology, including (i) two Class I innovative drug candidates (namely Dongningchun (Clifutinib Besylate) and Dongningguan (Larotinib Mesylate)) in Phase III clinical trials, (ii) one Class I innovative drug candidate (namely Dongningsheng (HEC53856)) for its indication on chemotherapy-induced anemia in Phase II clinical trial, (iii) one Class I innovative drug candidate (namely Dongningda (HEC169096)) in Phase I clinical trial. HEC169096 targets the rearranged during transfection (“**RET**”) proto-oncogene and is for the treatment of tumors. HEC169096 is also capable of suppressing the resistance mutants to other selective RET inhibitors, and (iv) one Class I innovative drug candidate (namely HEC201625), which is under pre-clinical study stage. HEC201625 is a oral small-molecule PD-L1 inhibitor for tumor immuno-therapy.

Product Candidate — Dongningchun (Clifutinib Besylate Tablets) (苯磺酸克立福替尼片)

According to the Frost & Sullivan Report, the number of new cases of AML in China was 29.1 thousand in 2023 and the number of new cases of AML is expected to increase to 30.4 thousand and 32.2 thousand in 2026 and 2030, respectively. According to the Frost & Sullivan Report, the market size of AML drugs in China was RMB0.3 billion in 2023 and is expected to increase from RMB1.0 billion in 2026 to RMB3.5 billion in 2030, with a CAGR of 26.9%. As of the Latest Practicable Date, there was only one FLT3 inhibitor drug (namely Gilteritinib) for the treatment of AML that had been approved for sales in China.

Clifutinib Besylate (HEC73543), a Class I innovative drug candidate that we have been developing in-house, is a second-generation, highly selective FLT3 inhibitor for the treatment of AML with a positive FLT3-ITD mutation.

According to the Frost & Sullivan Report, Clifutinib Besylate was the first domestic in-house R&D highly selective FLT3 inhibitor drug candidate that has entered Phase III clinical trial. The CDE has granted us the permission to submit the interim analysis of surrogate endpoints of its CR/CRh rate in the Phase III clinical trial for a conditional NDA and we plan to submit it to the NMPA in 2026 and expect to commercialize Clifutinib Besylate in 2027. Clifutinib Besylate also received support from the National Major Scientific and Technological Special Project for “Significant New Drugs Development”. On November 25, 2024, we entered into an exclusive commercialization collaboration agreement with HEC CJ Pharm and Shenyang Sunshine Pharmaceutical Co., Ltd. Please see “— Collaboration and Licensing Agreements — Collaboration with 3SBIO” for further details. We believe Clifutinib Besylate has a large market potential with the growth of the AML drugs market in China.

The novel design in structure of Clifutinib Besylate retained anti-tumor activity while enhancing selectivity, reducing off-target risks. It has also improved pharmacokinetic profiles with good oral absorption and metabolic stability. Importantly, it diminished hERG-related issues of the lead compound and minimized cardiotoxicity. Pre-clinical studies showed Clifutinib Besylate has low drug-drug risk interactions. In Phase I clinical trial in China for Clifutinib Besylate as a monotherapy in patients with relapsed/refractory AML, 26 subjects with FLT3-ITD(+), TKD(-) relapsed/refractory AML were enrolled in the 40 mg dose group. The CR rate was 11.5% (3/26), the CRc rate was 53.8% (14/26), and the CR/CRh rate was 23.1% (6/26). Based on non-head-to-head comparisons, in subjects who had only undergone first-line treatment and had a positive FLT3 mutation, we believe Clifutinib Besylate recorded higher CR/CRh rates (30.8% vs. 22.6% and 11%) compared to that of Gilteritinib (a drug targeting FLT3 for the treatment of AML) and Quizartinib (a drug candidate targeting FLT3). But Clifutinib Besylate is still subject to validation in large-scale subjects. In terms of safety, according to the latest publicly available non-head-to-head data, Clifutinib Besylate had good tolerance to non-hematological toxicity (such as elevated transaminase) and had a lower risk of QT interval prolongation than Quizartinib. As of the Latest Practicable Date, we have been conducting a Phase III clinical trial in China for evaluating Clifutinib Besylate as a monotherapy in patients with relapsed/refractory AML, and a Phase Ib/II clinical trial for investigating the combination of Clifutinib Besylate with chemotherapeutic drugs in newly diagnosed AML patients.

Product Candidate – Dongningguan (Larotinib Mesylate Capsules) (甲磺酸萊洛替尼膠囊)

Larotinib Mesylate, a Class I innovative drug candidate that we have been developing in-house, is used for the treatment of ESCC, a type of esophagus cancer. According to the Frost & Sullivan Report, Larotinib Mesylate was the first small molecule targeted therapeutic drug for the treatment of esophageal cancer in China that entered Phase III clinical trial. Larotinib Mesylate is characterized by its rich target tissue distribution concentration and excellent clinical efficacy as demonstrated in early clinical trials. We are currently conducting Phase III clinical trial for Larotinib Mesylate. Larotinib Mesylate also received support from the National Major Scientific and Technological Special Project for “Significant New Drugs Development”. According to the Frost & Sullivan Report, the number of new cases of esophagus cancer in China was 231.0 thousand in 2023 and the number of new cases of esophagus cancer is expected to increase to 252.3 thousand and 280.5 thousand in 2026 and 2030, respectively.

Product Candidate — Dongningsheng (HEC53856 Tablets)

HEC53856, a Class I innovative drug candidate of HIF-PHD inhibitor, is used for the treatment of the indication on CIA in patients with non-myeloid malignancies. Completed clinical and non-clinical trial results have shown that the safety profile of HEC53856 was better than that of Roxadustat (a drug targeting HIF-PHD for the treatment of anemia), based on non-head-to-head comparison. HEC53856 had no adverse reactions associated with increased heart rate in healthy subjects, and the risk of thrombosis was reduced. HEC53856 also has the additional benefit of lowering cholesterol. In addition, the effectiveness of

HEC53856 is not affected by food intake or renal insufficiency, making it a more flexible and suitable treatment option for patients with renal insufficiency. We are currently conducting the Phase II clinical trial for HEC53856 based on our in-house R&D for chemotherapy-related anemia. Phase II clinical trial is a single-art, open and multi-center trial to evaluate the efficacy of HEC53856 in approximately 72 patients with chemotherapy-related anemia. The primary endpoint of the trial is the largest change from baseline in Hb after 15 weeks of treatment. According to the Frost & Sullivan Report, the number of new cancer cases in China was 4.9 million in 2023 and is expected to increase to 5.2 million and 5.6 million in 2026 and 2030, respectively. The proportion of solid tumor patients undergoing chemotherapy treatment was more than 60%, of which around 50% of patients have concurrent moderate to severe anemia that needs treatment. The current treatment methods are mainly blood transfusion and recombinant human erythropoietin with iron agents, and there are unmet medical needs for the treatment of chemotherapy-related anemia.

Product Candidate — HEC201625

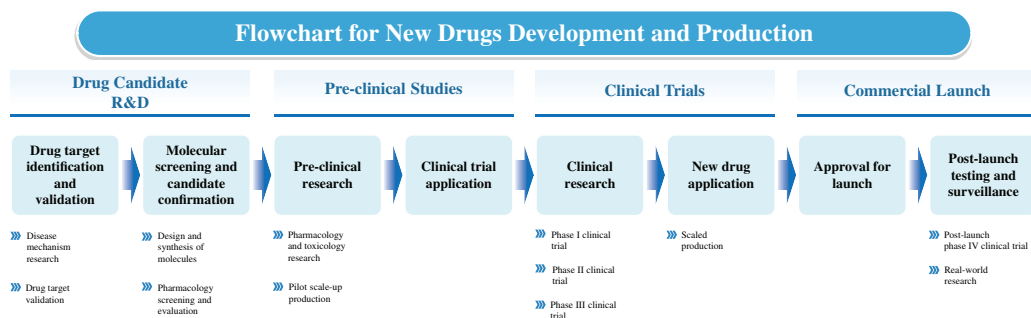
HEC201625 is an oral small-molecule PD-L1 inhibitor with high activity and specificity. Pre-clinical research data shows that HEC201625 exhibits anti-tumor activity comparable to, or even stronger, than PD-L1 antibodies in multiple humanized immune reconstitution tumor models. The pharmacokinetics across various animal species are favorable, with high in vitro and in vivo safety profiles, and it exhibits good drug-like properties. HEC201625 in combination with chemotherapy or VEGF monoclonal antibodies result in enhanced therapeutic synergistic effects. At current stage, several antibodies have been approved to market globally, but there is still an unmet clinical need in the small molecule market. We plan to submit the IND application in the second half of 2025. According to the Frost & Sullivan Report, the global immuno-oncology therapies market has reached US\$ 60.6 billion in 2023 and is expected to reach US\$104.5 billion and US\$201.1 billion in 2026 and 2030, respectively.

RESEARCH AND DEVELOPMENT

Overview

We are a Chinese pharmaceutical company driven by independent research and development. In-house original research and innovation have always been our core strategy. Focusing on three key therapeutic areas, including infectious diseases, chronic diseases, and oncology, we are committed to developing products with breakthrough potential. We continue to improve and develop our research and development platform and enhance our research and development capabilities, and have built a complete set of technology systems for the entire cycle of drug development from early drug discovery to commercialization and manufacture. We are equipped with full-cycle research and development platforms for both chemical drugs and biologics. We are committed to applying AI technology across all stages of drug research and development, having established multiple advanced AI-driven models to enhance our innovation capabilities and development efficiency. Our research and development activities are generally in connection with our existing product portfolios and future products in our pipeline. Our core technologies are also protected by a comprehensive patent portfolio. As of

December 31, 2024, we applied for a total of 2,446 invention patents and have been granted a total of 1,401 in China and overseas. Set out below is a flow chart that demonstrates the key stages of drug development and production.



Research and Development Pipeline

We have a full-cycle drug development platform and in-house research and development capabilities which are leading in China, with a focus on innovative drugs and are also involved in modified new drugs, generic drugs and biosimilars. We have created a diverse and robust pipeline portfolio with broad and deep indication coverage through differentiated molecular design and comprehensive technology platforms. Our targets include globally pioneered and validated targets, which can support our continuous launch of commercial products. As of the Latest Practicable Date, we have 150 approved drugs in various countries and regions, including China, the United States and Europe. As of the Latest Practicable Date, we also had more than 100 drug candidates in the pipeline, including 49 Class I innovative drug candidates in China. As of the Latest Practicable Date, we have successfully developed and launched three Class I innovative drugs and applied for launching one Class I innovative drug through our in-house research and development in China. Our diverse and robust drug pipeline not only secures our position in the domestic pharmaceutical research and development sector, but also helps us to maintain our sustainable development and growth momentum. In terms of the layout of our pipeline, we focus on three major therapeutic areas, namely infectious disease, chronic disease and oncology, which have all created different competitive advantages for us. For information about our core research and development pipeline, please see “— Research and Development — Overview”.

We have established an independent and comprehensive innovative drug development system that covers innovative drug target validation, molecular design and optimization, preclinical drug evaluation, pharmaceutical development, clinical studies, and innovative drug approval applications, with the ability to commercialize rapidly. We have built three core platforms focusing on chemical drugs discovery, biologics research and development and innovative formulation technologies, which serve as the foundation for our drug discovery and development in order to respond to medical needs in key areas. In order to further facilitate the rapid discovery of candidate molecules, we continue to improve our technology platforms. We have built advanced technology platforms such as AIDD, small nucleic acids, PROTAC, ADC

and specific antibodies, which empower the research and development of innovative drugs and enhance innovation. We have strong core competencies in terms of the technological sophistication and comprehensiveness of our technology platforms.

Our Core Research and Development Team

Our research and development team has created notable competitive advantages for us in both innovation and execution capabilities, laying a solid foundation for the efficient advancement of our research projects. Our research and development team is led by our Chairman, Dr. Zhang Yingjun (張英俊博士), who is a renowned scientist in the field of innovative chemical drugs and previously served as the person in charge of the National Major Scientific and Technological Special Project for “Significant New Drugs Development”. He is currently serving as executive deputy director of the State Key Laboratory for New Anti-Infective Drugs Development, a member of the National Pharmaceutical Chemistry Committee, a senior member of the Pharmaceutical Chemistry Committee of Guangdong Province and was recognized as one of the Technology Innovation for Middle-Aged and Young Professionals (創新人才推進計劃中青年科技創新領軍人才) by the Ministry of Science and Technology of the PRC. Dr. Zhang oversees our strategic planning and drug development, and has led the research process in respect of more than 50 Category 1 innovative drugs. Dr. Zhang, as the first author, received a first-class award of Guangdong Science and Technology Award (廣東省科技進步一等獎) in 2024. He has more than 15 years of experience in drug development and company management, and deep knowledge in the fields of infectious diseases, chronic diseases, and oncology. Dr. Zhang, as the first inventor, successfully led our team to launch the first independently-developed new anti-hepatitis C drug Dongweien (東衛恩®) onto the Chinese market and develop two other innovative drugs which are currently at the review stage of NMPA for launching in China. In addition, under his leadership, we have created more than 20 new candidate molecules which have advanced to clinical trial stage, completed overseas Phase I clinical trial for three innovative drugs and created a highly competitive innovative drug product line. Dr. Zhang has applied for more than 1,200 patents, among which, 140 were PCT patents, over 800 were authorized and 250 were granted to Dr. Zhang as the first inventor. Dr. Zhang has made significant contributions to our research and development and the research platforms. For further details, please see “Directors, Supervisors and Senior Management” in this Listing Document.

Dr. Zhang Ji (張霽博士) is the chief scientist of our drug synthesis and process chemistry department and a member of the Academic Committee of the State Key Laboratory for New Anti-infective Drugs Development. He served as the person in charge of the National Major Scientific and Technological Special Project for “Significant New Drugs Development” and was recognized by the Overseas High-Level Talent Recruitment Programs (「海外高層次人才引進計劃」) by the PRC government. He has 25 years of working experience in pharmaceutical industry including experiences in the U.S. multinational pharmaceutical companies, such as Abbott/AbbVie, Pfizer and Bristol-Myers Squibb, and he served as the head of the green chemical pharmaceuticals department at Pfizer. Dr. Zhang has been successively responsible for the early research and development and late-stage development of dozens of new clinical drugs, as well as the process innovation and scale-up production of multiple drugs. He has

accumulated extensive experience in innovative drug research and development and achieved excellent research results. As a result, Dr. Zhang is able to rapidly scale up laboratory technology to industrial production. He is also familiar with the U.S. FDA-related pharmaceutical regulations, ICH Guidelines, intellectual property management and patent law.

Dr. Gu Baohua (谷保華博士) is the chief scientist of our pharmacology department and has more than 25 years of experience in the field. He was a core member of the respiratory system innovative drug development team of Guangdong Province, China, (「廣東省呼吸系統創新藥物研發團隊」) and has previously worked for international pharmaceutical companies, including GSK and Novartis, assisting them in drug development. He has scientific research experience from a number of research institutions at several prestigious universities in the United States. His experience spans across areas such as virus, molecular biology, biochemistry and immunology. Dr. Gu was also engaged in the development of new anti-hepatic fibrosis and anti-tumor drugs. In our Company, Dr. Gu is responsible for work relating to molecular biology research and clinical translation, and led our major products, including Morphothiadin Mesylate Capsules, the new anti-HBV drug, and Yinfenidone Hydrochloride Tablets, the innovative drug for idiopathic pulmonary fibrosis. He is also responsible for general scientific research for our drug development, including biological mechanism research and pharmacological research.

Dr. Ye Qunrui (葉群瑞博士) is our chief scientist of research and development on macromolecular drugs. Dr. Ye was a postdoctoral fellow at the Dana-Farber Cancer Institute of Harvard Medical School, with several years of research experience at the University of Pennsylvania and the Children's Hospital of Philadelphia. He was previously also an Ernst-Hardon Foundation-sponsored researcher at the University of Zurich, Switzerland, and was recognized as a young scholar in organ transplantation by the American Society of Transplantation (AST) in 2002. Dr. Ye has deep experience in the fields of oncology and viral infections treatment and pathological research of certain viruses. He is responsible for coordinating the research and clinical development of multiple pipelines for tumors. Dr. Ye's pipeline for solid tumor rapid CAR-T has already entered into the stage of pre-clinical research.

Dr. Cai Xiaoli (蔡曉莉醫學博士) is our chief medical officer, who has over three decades' experience in the fields of basic medical science and pharmaceutical clinical research and development in leading Chinese and U.S. institutes including Rockefeller University, Chinese Academy of Medical Sciences Fuwai Hospital and Jiangsu Hengrui Pharmaceuticals Co., Ltd.. Dr. Cai was an executive member of the Clinical Trial Professional Committee of the Chinese Pharmacological Society (「中國藥理學會臨床試驗專業委員會常務委員」). With her extensive overseas experience, Dr. Cai is able to manage our clinical development strategy with international perspective.

Our research and development team has an excellent track record of developing innovative drugs, having successfully launched two innovative drug onto the market, advanced two innovative drugs to the NMPA's review for launching in China and dozens of independently-discovered drug candidates to the clinical research stage. Consisting of scientists with extensive working experience in multinational pharmaceutical companies and

key talents with rich practical experience in research and development, our research and development team have deep understanding and profound experience in various aspects of drug research and development, providing strong support for our product development. As of December 31, 2024, our research and development team has over 1,100 employees working in the areas of early drug discovery and evaluation, pharmaceutical development, clinical development, regulatory affairs and quality assurance. Their experience and qualifications span across chemistry, pharmaceutical formulation, analysis, biology, pharmacology and clinical medicine. To incentivize our core research and development staff to stay with our Company and continue to contribute, we have set up equity and non-equity technology rewards for employees who make outstanding contributions to research and development, technology upgrades and product optimization. Nevertheless, the loss of any core research and development employee may hinder the development and commercialization of our major products. In order to minimize the impact of the loss of these technical employees on us, we have entered into confidentiality agreements with all research and development employees and signed confidentiality agreements that contain stricter confidentiality obligations with our core research and development employees. We also enter into non-compete agreements with our core research and development employees when they leave our Company, and have also established a strict work handover process to ensure that all confidential documents remain with our Company.

Drug Discovery and Non-clinical Development

Our drug discovery platform is established to design and modify differentiated candidate molecules with high clinical value for efficient clinical development, thereby enriching our pipeline and playing a fundamental role in addressing clinical needs. As of December 31, 2024, our drug discovery team comprised of over 200 employees, including medicinal chemists, AI research scientists, biologists and immunologists, over 60% of whom hold master's or doctoral degrees, with core members having an average of over ten years of experience in the relevant field. Members of our core drug discovery team also play important roles in molecular design and management of research projects, with some of them having previously held senior positions and having been involved in drug discovery at multinational pharmaceutical companies and research institutes. They hold work experience in various disease areas and expertise in biology, medicinal chemistry, drug metabolism and pharmacokinetics and translational medicine, which supports our product development. We have been engaged in the advancement of drugs under development for more than 15 years and have independently developed our own products in the pipeline, successfully commercialized two innovative drug, advanced two innovative drugs onto the registration stage and more than 25 small and large molecules with independent intellectual property rights onto the clinical trial stage, including four brand new molecules onto the overseas clinical trial stage.

Our non-clinical research platform mainly relies on expertise in pharmacology, pharmacokinetics and toxicology to facilitate the rapid advancement of projects and guide our clinical design. We have established a comprehensive and systematic non-clinical pharmacodynamic evaluation system for drugs, which is capable of reliably constructing more than 100 internationally recognized disease models. This system facilitates the transformation from pharmacological efficacy and biomarkers experiments to clinical trials, as well as

subsequently use the clinical results to guide non-clinical pharmacological efficacy and biomarker studies. Additionally, our established pharmacokinetic and non-clinical safety evaluation platforms efficiently meet our drug screening and evaluation needs, thereby helping us to efficiently screen clinical candidate compounds. Our non-clinical research team consists of over 50 members, more than 60% of whom hold master's or doctoral degrees.

We have set up a state-of-the-art drug discovery and non-clinical research laboratory which adheres to the international standards, occupying a floor area of over 5,000 square metres, to support our in-house development of innovative drugs. The drug discovery and non-clinical research laboratory is owned by our controlling shareholder and another entity owned by our ultimate controlling shareholder. We operate and own the R&D centres in our Yidu and Songshan Lake base respectively which primarily focus on manufacturing related research and development.

CMC Development

We adhere to the belief that quality originates from meticulous design, and thus, adopt a scientific approach in formulating prescriptions and process routes. Our pharmaceutical development team comprises over 400 members equipped with extensive expertise in process optimization, analytical method development, quality standard formulation, and technology transfer. Key technology platforms have been systematically established for active pharmaceutical ingredients, encompassing metal catalysis, biocatalysis, and prodrug design, alongside seven essential technology platforms for quality research. These include liquid-phase method development, impurity analysis, structural elucidation, preparative separation, gas phase-based toxin detection, elemental and ionic impurity detection, and in-process control testing. Additionally, within the solid-state drug development team, a comprehensive solid-state chemical drug research platform has been established, featuring four modules: solid-state form screening, solid-state property evaluation, crystallographic process development and optimization, and solid-state property testing. Meanwhile, multiple formulation development technology platforms have also been established. All these technology platforms enable us to promptly address clinical and industrial requirements, providing solutions for intricate and unique demands.

Clinical Development

We have a strong clinical research team, which is located in several clinical centers based in Beijing, Shanghai, Guangzhou, Dongguan, Nanjing, Chengdu, Wuhan and Changchun. As of December 31, 2024, we had over 200 staff in the clinical development team, over 70 of whom have more than 10 years of clinical development experience, doctoral degrees or clinical medicine backgrounds. Our clinical research team has been playing an important role in advancing our clinical development plans towards successful commercialization. The team is responsible for formulating clinical development strategies, designing clinical trial protocols, conducting clinical trial, monitoring drug safety and clinical trial quality control. The core competencies of the clinical research team in the development field include clinical development plan determination, clinical trial plan design, project management and monitoring

of clinical operation, project quality control, clinical pharmacology, medical writing, drug safety alert. As of December 31, 2024, our clinical development team had undertaken 111 phase I, II or III clinical trials and 205 bioequivalence trials, with trial sites located in the United States, Australia, China and other Asian countries. The team's clinical trials involve nearly 300 clinical trial institutions and more than 900 professional departments of medical institutions in China and abroad. In particular, the team has accumulated deep experience in the design and operation management of clinical trials for diabetes and hepatitis C diseases, and has extensive experience in communicating with regulatory agencies.

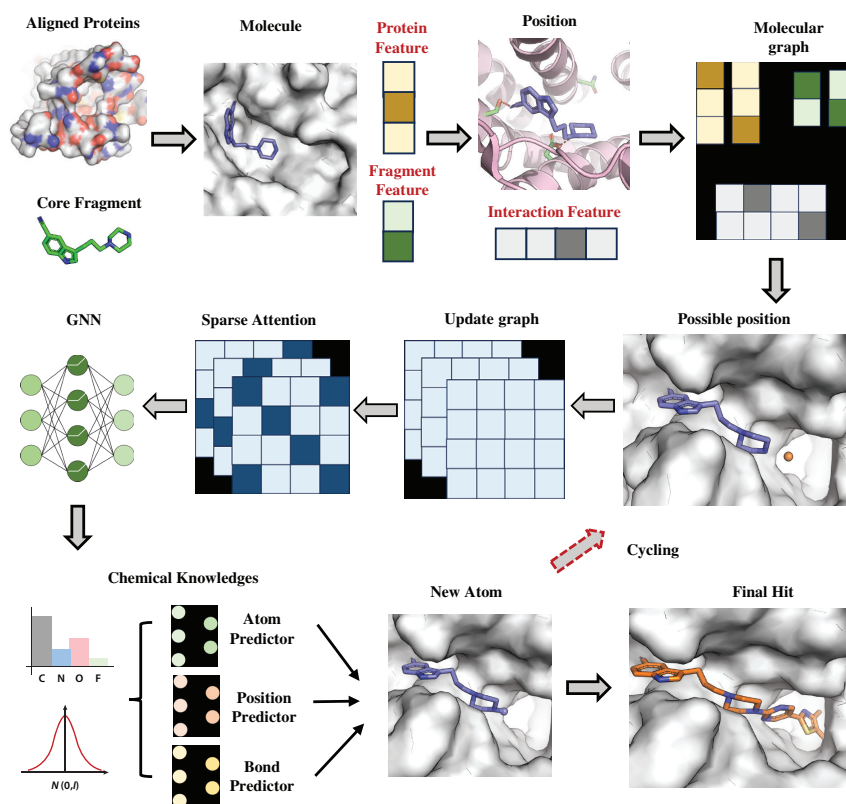
AI and Research and Development

We are committed to applying AI technology across all stages of drug research and development, having established multiple advanced AI-driven models to enhance R&D efficiency and innovation capabilities. Through these AI-driven models, we are continuously advancing the development of innovative drugs to meet global market demands for new treatments.

- ***Molecular Screening Platform.*** This platform integrates a virtual database of billions of molecules with a proprietary database of novel structural molecular entities, enabling us to conduct rapid molecular searches and obtain target molecules in seconds. The platform's key functionalities include: (i) Simplified Molecular Input Line Entry System (SMILES) Drawing: generating detailed two-dimensional (2D) and three-dimensional (3D) structural diagrams from user-input SMILES, allowing for intuitive observation of molecular stereochemistry, spatial arrangement, and intermolecular interactions, thereby aiding drug design and molecular optimization, (ii) Structural Data Visualization: this technology provides three-dimensional visualization of small molecules and protein structures, facilitating our understanding of the relationship between molecular structure and function, (iii) Data Download: we can access detailed information about compounds and proteins, including chemical properties and biological activity, which assists us in predicting pharmacokinetics and evaluating drug efficacy, (iv) Similarity Calculation and Search: this technology quantifies structural similarities between molecules, aiding us in the prediction of biological activity and swiftly locating compounds structurally similar to target molecules within vast molecular libraries, thus accelerating the drug discovery and optimization process, and (v) Molecular Docking: this technique enhances our understanding of interactions between small molecules and biological macromolecules, revealing mechanisms of action and assessing binding affinity, which is crucial for predicting the activity and selectivity of biomolecules.
- ***Molecular Generation Platform.*** Utilizing deep learning technology, this platform generates molecules with specific pharmacological characteristics by learning from existing compound datasets. Its advantages include rapid screening of potential candidate molecules while optimizing their physicochemical properties, target affinity, and pharmacokinetic characteristics to enhance research and development

efficiency. Our research and development team has developed a molecular generation model based on Graph Neural Networks (GNN), exploring multi-target drug development by analyzing interactions between specific fragments across multiple target proteins. This approach significantly narrows the chemical space that needs to be screened. The generation process relies on deep characterization of target protein surfaces and ligand molecules to ensure that generated molecules exhibit drug-like properties and target compatibility. As illustrated below, the model employs surface-based molecular graphs to convert proteins and ligands into input matrices recognizable by neural networks, learning key interaction features between ligands and proteins through a sparse attention mechanism. Subsequently, GNNs combined with embedded chemical knowledge determine the atomic structure of generated fragments. This platform organically combines chemical knowledge with sparse attention mechanisms to ensure that generated molecules possess rational chemical structures, high target affinity, as well as favorable pharmacokinetic properties and biological activity.

The working process of Molecular Generation Platform



- Pharmacokinetic Property Prediction Platform.** We leverage machine learning and deep learning technologies to establish AI-assisted pharmacokinetic models. These models utilize advanced computational methods and databases to help researchers predict drug absorption, distribution, metabolism, and excretion processes across different species. They can also forecast in vivo concentration-time curves for drugs,

reducing reliance on experimental data while providing in-depth insights into pharmacokinetic properties. Our pharmacokinetic property prediction platform is a user-friendly, rapid, and accurate online tool that supports users in uploading their datasets to train customized AI models for pharmacokinetic property predictions.

- ***Retrosynthetic Analysis Platform.*** This platform employs machine learning algorithms to analyze extensive public and internal chemical reaction data, identifying relationships between molecular structures and reaction patterns. It intelligently disassembles target molecules to generate feasible precursor structures traceable back to viable starting materials. Based on this analysis, the platform can recommend appropriate reaction conditions to optimize experimental operability while integrating forward reaction prediction functions that evaluate potential products at each reaction step, identifying possible by-products and impurities. Utilizing heuristic search algorithms, the platform selects the most economical and operable synthetic routes, demonstrating significant potential in molecular design within pharmaceutical chemistry and materials science. Key applications supported by this platform include automated retrosynthetic design, reaction condition recommendations, and forward reaction predictions, allowing for rapid analysis and prediction of compound synthesis pathways while effectively expanding the diversity of reaction route designs. Additionally, it possesses capabilities for retrosynthetically disassembling complex molecular structures, enhancing flexibility and innovation in compound design. This technology has been efficiently applied within our drug development system.

Collaboration and Licensing Agreements

Collaboration with 3SBIO

On November 25, 2024, we entered into an exclusive commercialization collaboration agreement (the “**Clifutinib Agreement**”) with HEC CJ Pharm and Shenyang Sunshine Pharmaceutical Co., Ltd. (“**3SBIO**”). Under this agreement, we aim to jointly develop and commercialize an oral formulation with selective inhibition of FLT-3 (“**Clifutinib**”) for sale in the mainland China market. Clifutinib can be used for the treatment of AML with a positive FLT3-ITD mutation. 3SBIO is a leading biotechnology company headquartered in Shenyang, China, with extensive experience in the research, development, production, and marketing of biopharmaceutical products, and has over thirty pharmaceutical products for sale on the market. By partnering with 3SBIO, we believe that their expertise and capabilities in the commercialization and marketing of hematology pharmaceutical products will significantly promote the commercialization of Clifutinib.

Rights and obligations of the parties. Subject to the terms and conditions of the Clifutinib Agreement and during the term of the agreement, we grant 3SBIO exclusive, non-transferable, and sublicensable commercialization rights in mainland China in respect of Clifutinib targeting monotherapy for FLT3-ITD mutation in relapsed/refractory acute myeloid leukemia (“**Indication 1**”) and newly diagnosed acute myeloid leukemia with FLT3-ITD

mutation. We will continue to conduct clinical trials for Clifutinib that were initiated prior to the signing of the Clifutinib Agreement and bear associated costs, and will also be responsible for advancing the drug registration application process for Clifutinib in mainland China, including obtaining authorization for market sale and meeting regulatory requirements as the Marketing Authorization Holder. Unless otherwise stipulated in the agreement, we are responsible for protecting the intellectual property rights associated with Clifutinib, including taking legal action against infringements and bearing related costs. 3SBIO is responsible for all commercialization activities related to Clifutinib in the mainland China market, including but not limited to channel management, market development, customer management and services, and government affairs.

Joint management committee. The joint management committee consists of three to four representatives appointed by each party who possess relevant expertise. The number of representatives appointed by each party must be the same. The responsibilities of the joint management committee include comprehensive oversight, management of the execution of the Clifutinib Agreement, regular review of 3SBIO's marketing plans and market entrance strategies, discussion and communication regarding Clifutinib's research and development progress, clinical trial results, and marketing authorization plans. Furthermore, the joint management committee is responsible for supervising product manufacture and supply chain management, monitoring drug safety, and developing patient assistance programs as necessary.

Sublicense. Under the Clifutinib Agreement, we grant 3SBIO ordinary, non-transferable rights with multiple levels of sublicensing that is necessary for the commercialization of Clifutinib in mainland China. This authorization is solely for 3SBIO or its affiliates and/or subcontractors to fulfill its obligations under the Clifutinib Agreement. 3SBIO or its affiliates and/or subcontractors are not permitted to use it for any other purpose.

Licensing fees. During the Track Record Period, we received an upfront payment of RMB60 million in accordance with the terms of the Clifutinib Agreement and are expected to receive development, regulatory and commercial milestone payments over the term of the agreement. The development and regulatory milestone payments are contingent upon achieving agreed research milestones and obtaining specific regulatory approvals. Commercial milestone payments are contingent upon achieving agreed annual net sales in mainland China. We agree to pay 3SBIO a monthly promotional service fee following Clifutinib's first commercial sale that creates sales revenue, which is calculated based on actual sales revenue of that month minus relevant expenses multiplied by the agreed service fee rate (a mid-to-high range double-digit percentage depending on the amount of the actual sales revenue of that month minus relevant expenses). If we fail to obtain authorization for market sale in respect of Clifutinib targeting Indication 1 within the specified timeframe under the Clifutinib Agreement, 3SBIO has the right to terminate this agreement and request a refund of all payments 3SBIO made to us except for the upfront payment.

Term and termination. The Clifutinib Agreement becomes effective upon signing and remains valid until the end of the fifteenth full calendar year following the first commercial sale of Clifutinib ("**Initial Term**"). Upon expiration of the Initial Term, both parties will

negotiate in good faith regarding renewal, and if there are no significant breaches or major market changes during this period, the agreement can be renewed for five-year terms. Both parties have the right to terminate the agreement due to a material breach by the other party that remains unremedied.

We understand that 3SBIO is an Independent Third Party.

Licensing Agreement with Apollo

On November 6, 2024, we entered into an exclusive development and commercialization license agreement (the “**HEC88473 Agreement**”) with Apollo Therapeutics Group Limited (“**Apollo**”), a portfolio biopharmaceutical company headquartered in the United Kingdom, and Apollo AP60 Limited (“**AP60**”), an affiliate of Apollo. Under this agreement, we grant an exclusive license to AP60 for the development, manufacture and commercialization of the GLP-1/FGF21 dual agonist HEC88473 (the “**HEC88473**”) for all uses outside the Greater China Region (the “**ROW**”). HEC88473 can simultaneously activate GLP-1 and FGF receptors, which can synergistically lower blood glucose levels, reduce body weight and improve lipid metabolism. We entered into the HEC88473 Agreement with Apollo to leverage their unique expertise in expanding the GLP-1/FGF21 dual agonist HEC88473 into new indications, while benefiting from their international clinical resources and project management experience. This collaboration aims to accelerate the development and commercialization of HEC88473 in the international markets, which complements our development and commercialization efforts in the PRC market.

Rights and obligations of the parties. During the term of the HEC88473 Agreement, we grant AP60 an exclusive license in respect of our patent rights and know-how that are necessary or useful to the exploitation of HEC88473 or related products, to develop, manufacture, commercialize and otherwise exploit HEC88473 and related products for all uses in ROW. In addition, subject to AP60’s written request and our approval in each instance, we agree to grant AP60 a non-exclusive license to manufacture or to have manufactured HEC88473 and related products in the Greater China Region for the sole purpose of developing, commercializing and otherwise exploiting HEC88473 or related products by or on behalf of AP60, its affiliates and sublicensees in the ROW. Subject to the terms of the HEC88473 Agreement, AP60 will have sole control over the development of HEC88473 and related products for all uses in the ROW at its own cost and expense, and we will have sole control over the development of HEC88473 and related products for all uses in the Greater China Region at our own cost and expense. For details on our research and development activities in respect of HEC88473, please see “Business — Our Products and Product Candidates — Diabetes — Product Candidate — Guangjianbao (HEC88473 Injection)”.

Ownership of intellectual property. During the term of the HEC88473 Agreement, any know-how (and patent rights that cover such know-how) developed, conceived, or reduced to practice solely by or on behalf of AP60, any of its affiliates or sublicensees shall be solely owned by AP60, and any know-how (and patent rights cover such know-how) developed,

conceived, or reduced to practice solely by or on behalf of us or any of our affiliates or licensees shall be solely owned by us. Any intellectual property that is jointly discovered, conceived, or reduced to practice by us and AP60 shall be jointly owned by both parties on an equal and undivided basis.

Sublicense. AP60 may grant sublicenses of the rights we granted to AP60 under the HEC88473 Agreement to any of its affiliates or to any third party, including to any subcontractor to the extent such sublicense is necessary for such subcontractor to satisfy its obligations. If AP60 intends to grant sublicense to a China-based biopharma company, such sublicense must be subject to our approval (not to be unreasonably withheld, conditioned or delayed).

Licensing fees. As part of the HEC88473 Agreement, we are entitled to receive up to US\$938 million in payments, including an upfront cash payment of US\$12 million and development, regulatory and commercial milestone payments of up to US\$926 million, over the term of the HEC88473 Agreement. During the Track Record Period, we received an upfront payment of US\$12 million and recognized revenue of US\$11 million in 2024 in accordance with the terms of the HEC88473 Agreement and the performance obligation that our Group had fulfilled. The development milestone payments are contingent upon reaching defined research stages. The regulatory milestone payments are contingent upon obtaining certain regulatory approvals. The commercial milestone payments are contingent upon reaching defined annual sales thresholds across major markets. Separately, if and when HEC88473 is successfully commercialized in the ROW, we may, during the term of the HEC88473 Agreement, receive royalties ranging from high single to low double-digit percentages based on net sales in the ROW.

Term and termination. The HEC88473 Agreement shall remain effective until terminated or expired as specified in the agreement. The term of the HEC88473 Agreement is from the date of signing of the HEC88473 Agreement to at least ten years following the date of the first commercial sale. AP60 may terminate the HEC88473 Agreement in its entirety or on a country-by-country basis, at its sole discretion and for any or no reason at any time by providing 90 days' advance written notice of such termination to us. Each party has the right to terminate the agreement due to a material breach by the other party that is not remedied or due to bankruptcy.

We understand that Apollo and AP60 are Independent Third Parties.

Collaboration with Lannett

On November 21, 2019, we entered into a collaboration and license agreement with Lannett Company Inc. ("**Lannett**"), to jointly develop Insulin Glargine for the treatment of Type 1 and Type 2 diabetes and sale in the U.S. market (the "**Glargine Agreement**"). On February 5, 2021, we entered into another collaboration and license agreement with Lannett, to jointly develop Insulin Aspart for the treatment of Type 1 and Type 2 diabetes and sale in the U.S. market (the "**Aspart Agreement**"). Lannett is a generic drug company in the United

States and manufactures and distributes over 70 generic drug products in the United States through retail and non-retail channels. Lannett possess a robust team of experts to support development and approval of biosimilar insulins for the US market, which could help us to expedite the development and commercialization of our Insulin Glargine and Insulin Aspart projects. Leveraging its well-established sales channels within the United States, Lannett can help to improve our success rate in securing new business contracts and facilitate the acceleration of market penetration of our products.

Rights and obligations of the parties. Under the Glargine Agreement and the Aspart Agreement, we are responsible for, and have the sole decision-making authority for the following matters: (a) developing and commercializing Insulin Glargine and Insulin Aspart (other than the variable dose, multi-dose disposal injection drug delivery device (“**Insulin Pen**”)) in all countries in the world other than the United States, (b) the development activities in the United States that are assigned to us under the development plans in each of the Glargine Agreement and the Aspart Agreement, including pre-clinical research, approval documentation, approval maintenance and potential patent litigation, and (c) manufacturing of Insulin Glargine and Insulin Aspart, subject to certain terms of the Glargine Agreement and the Aspart Agreement respectively. Lannett is responsible for, and has the sole decision-making authority for the following matters: (a) the development activities in the United States that are assigned to Lannett under the development plans in each of the Glargine Agreement and the Aspart Agreement, including clinical research and commercialization of Insulin Glargine, Insulin Aspart as well as the Insulin Pen in the United States; and (b) development of Insulin Pen in the United States.

Sublicense. Each party has the right to grant sublicenses to its affiliates and third parties who are engaged by that party to carry out development, manufacturing or commercialization activities provided the party has notified the other party in writing of such sublicense under the Glargine Agreement or the Aspart Agreement.

Ownership of intellectual property. With respect to the intellectual properties and inventions discovered, developed, generated, or invented jointly by us and Lannett in the course of the development and commercialization process of Insulin Glargine and Insulin Aspart, both parties should own such intellectual property rights jointly on the basis of each party having an undivided interest and shall be deemed to be controlled by each party (“**Joint Inventions**”). Without the other party’s consent, each party shall have the right to individually use the Joint Inventions and right to non-exclusively license, or sell or otherwise transfer its interest in such Joint Inventions to its affiliates. Subject to the terms of the relevant agreement(s) and with the other party’s prior written consent, each party also has the right to exclusively license the Joint Inventions to any third party, or sell or otherwise transfer its interests in the Joint Inventions to a third party. All intellectual properties and inventions discovered, developed, generated or invented solely by a party shall be owned exclusively by that party. All intellectual properties and patents regarding Insulin Pen discovered or developed pursuant to the collaboration shall be owned exclusively by Lannett.

Profit/loss and cost sharing. Under the Glargine Agreement, we will bear the development costs incurred by us to conduct activities set out in the development plan while Lannett will pay up to US\$32,000,000 pursuant to the development plan, and both parties shall equally share the reasonable direct costs incurred by either party or their affiliates for the development activities related to Insulin Glargine solely in the United States in accordance with the terms and conditions of the agreement subject to certain exceptions. Under the Aspart Agreement, we will bear the development costs incurred by us to conduct activities set out in the development plan while Lannett will pay up to US\$32,000,000 development costs upon achieving certain development milestone, and each party shall individually bear the reasonable direct costs incurred by it or its affiliates for the development activities related to Insulin Aspart solely in the United States in accordance with the terms and conditions of the agreement subject to certain exceptions. In respect of the operational profits or losses arising from the development and commercialization of Insulin Glargine and Insulin Aspart in the United States, each party shall be entitled to or bear fifty percent (50%) of the operational profits or losses from the initiation of the profit or loss sharing or development cost sharing until the earlier of (i) the tenth anniversary of the first commercial sale, or (ii) termination of the relevant agreement, provided that we can meet the minimum supply requirements under the corresponding agreement. If the relevant agreement remains in effect after the tenth anniversary of the first commercial sale, then from the tenth anniversary of the first commercial sale until the earlier of (i) the fifteenth anniversary of the first commercial sale, or (ii) the termination of the relevant agreement, we shall be entitled to or bear sixty percent (60%) of the operational profits or losses, while Lannett shall be entitled to or bear forty percent (40%) of the operational profits or losses, provided that we can meet the minimum supply requirements under the relevant agreement. During the Track Record Period, there was no cost sharing and we generated no income under the Glargine Agreement and the Aspart Agreement. The cost sharing arrangements under the Glargine Agreement and the Aspart Agreement are only related to some specific development activities for the U.S. market and are subject to a number of exceptions (i.e. costs specifically designated to a party). As of the Latest Practicable Date, our Insulin Glargine and Insulin Aspart were still mainly in the development stage in China, as a result, no cost sharing occurred during the Track Record Period.

Term and termination. The Glargine Agreement is effective from the date of signing until the fifteenth anniversary of the first commercial sale of Insulin Glargine, and the Aspart Agreement is effective from the date of signing until the fifteenth anniversary of the first commercial sale of Insulin Aspart. After the expiration of the initial terms, both agreements will automatically renew every three years unless either party notifies the other party that it intends to terminate the corresponding Agreement with at least 12 months' prior written notice or the relevant agreement is terminated pursuant to other terms in that agreement. Both parties have the right to terminate the relevant agreement due to the other party's failure to rectify a material breach or bankruptcy.

Supply agreement. A supply agreement, the form of which is attached as appendix to the Aspart Agreement, was entered into between Lannett and us on February 5, 2021 ("**Supply Agreement**"). Under the Supply Agreement, Lannett or its affiliates will purchase from us, and we or our affiliates will manufacture and supply to Lannett, Insulin Aspart during the term of

the Supply Agreement. The supply of Insulin Aspart will be at the price set out in the Supply Agreement, which was set based on the relevant market price with the price decreasing if the amount of Insulin Aspart to be purchased by Lannett increases, as amended by both parties from time to time. Lannett will order Insulin Aspart by sending purchase orders to us in accordance with the shipping instructions set forth in the Supplier Agreement, which will also specify the delivery date. Lannett will provide us with a minimum lead-time of twelve weeks on all purchase orders. We agree to deliver the Insulin Aspart on the delivery date DDP (Incoterms 2010) to such U.S. location as may be designated by Lannett from time to time. Lannett shall pay each invoice within ninety calendar days of the applicable delivery date, and payments shall be made to us by check or wire transfer to the bank account designated by us. Insulin Aspart products accepted by us as not meeting the applicable requirements from the FDA or another applicable regulatory authority and/or the product specifications agreed by both parties, or which is determined by the independent third party laboratory not to meet such requirements and/or the product specifications, shall be returned by Lannett to us, or disposed of, as directed by us and at our sole cost and expense. The term of the Supply Agreement shall terminate upon the expiration or termination of the Aspart Agreement.

We understand that Lannett is an independent third party.

Relationships with CROs

In line with industry practice, we work with reputable CROs to manage and execute our clinical trials in China, United States, Australia and India. The primary research and development processes which are delegated to CROs include bioanalytical testing, data management and statistical analysis, subject recruitment, site management organization services, logistics, and warehousing. When we select CROs, we consider a number of factors, including their professional qualifications, their experience and industry reputation. We make sure that all CROs that we work with must comply with all applicable laws and regulations as well as follow our protocols to ensure that all clinical trial results are accurate and authentic.

When conducting pre-clinical formal toxicology experiments, the CROs commissioned by us strictly abide by the requirements of current Good Laboratory Practices (GLPs) and carry out necessary documentation, quality control and data management. In this way, we can ensure that our trial results are reliable, repeatable and traceable, and a sound scientific basis is provided for the research and development and regulatory filings in respect of our drugs under development. All formal clinical studies for the purpose of regulatory filings of our drugs under development conducted by the CROs commissioned by us are conducted in strict accordance with current GCP, principles and relevant ethical requirements of the Declaration of Helsinki of the World Medical Congress, and clinical trials are conducted in compliance with clinical trial protocols and data management procedures. Meanwhile, regular internal and external audits we conduct continuously improve CROs' quality management system and ensure compliance with the corresponding regulatory requirements.

BUSINESS

All of our animal experiments are conducted through CROs that have animal experiment qualification and comply with the regulations on the husbandry and use of laboratory animals.

Our agreement with the CRO typically contains these key terms:

- **Description of Services.** As stipulated in our master agreement or work order, the CROs provides us with the specified service related to drug development.
- **Term.** The service of the CRO must be completed within a prescribed time limit at an acceptable quality.
- **Payment.** Our payment to the CRO must be made pursuant to a mutually agreed schedule.
- **Risk allocation.** The party shall indemnify the other party for damages caused by its negligence, carelessness, willful negligence or material breach of the master agreement or work order.

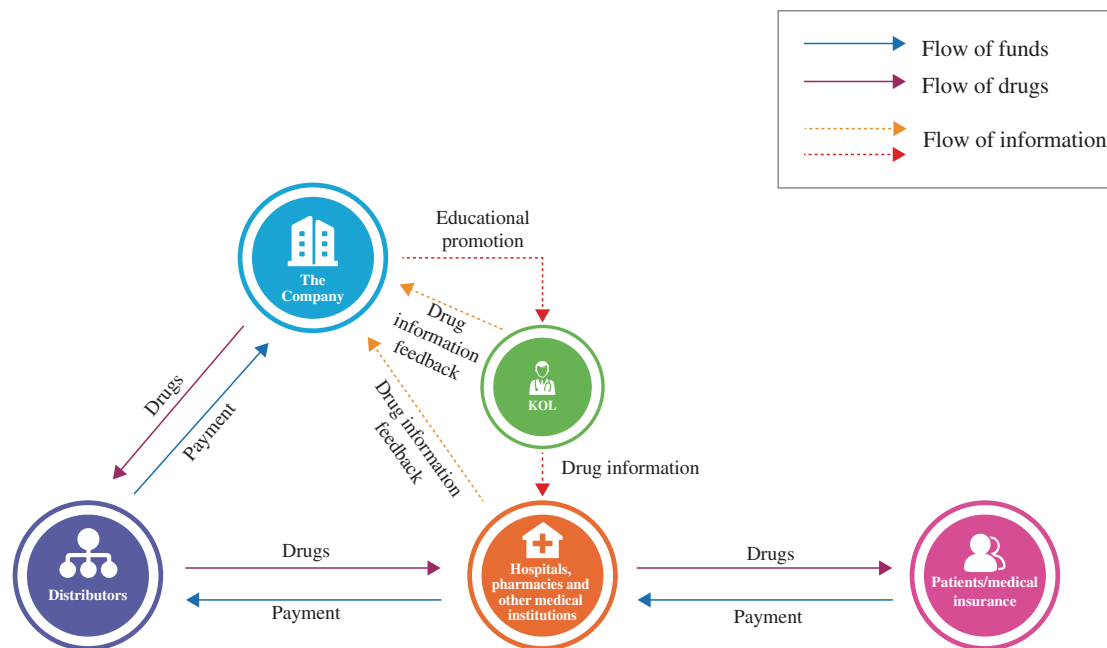
SALES, MARKETING AND DISTRIBUTION

Our approach to generating demand for our products is based on two central strategies: promotional activities and strengthening and optimizing our distribution network. We promote our drugs primarily through our in-house sales and marketing team, which interacts with KOLs as well as other healthcare professionals through educational promotion activities. We believe our educational promotion activities enhance healthcare professionals' knowledge about the relevant therapeutic areas, as well as their understanding of the usage, clinical efficacy and other features of our products.

We sell our products primarily to GSP-certified third-party distributors, which distribute our products to hospitals, other medical institutions and pharmacies in the PRC. All distributors engaged by the Company are offline distributors. As of December 31, 2024, we have 1,884 employees engaged in our marketing and educational promotion activities, covering 32 provinces, cities and autonomous regions and nearly 300 prefecture-level cities in the PRC. As of December 31, 2024, we had 610 third-party distributors conducting sales, marketing and distribution activities within the PRC. Our GSP-certified third-party distributors are located throughout the PRC, which enables us to deepen our market penetration and expand our coverage of hospitals, pharmacies and other medical institutions throughout the PRC. We believe that this approach optimizes the allocation of our sales, marketing and distribution resources in an effective manner.

BUSINESS

The diagram below illustrates the general relationships among us, third-party distributors, KOLs, hospitals and other medical institutions, pharmacies and end-users of our products in the PRC in connection with sales, marketing and distribution of our drugs in the PRC.



We consider medical experts to be KOLs. We engaged a total of 137 medical experts as our KOLs during the Track Record Period. We choose to work with KOLs based on their professional qualifications, previous qualifications as well as academic standing and recognition within the relevant therapeutic area. We promote our pharmaceutical products primarily through our in-house sales and marketing team. The KOLs only participate in our educational promotion activities. We do not hire KOLs to sell our products. During the Track Record Period, we did not generate any revenue from KOLs' sales activities. As advised by our PRC Legal Advisor, we were not subject to any fines or penalties due to violation of relevant PRC laws and regulations in connection with our educational promotion activities during the Track Record Period and up to the Latest Practicable Date.

During the years ended December 31, 2022, 2023 and 2024, revenue generated in the PRC was RMB3,753.2 million, RMB6,335.9 million, and RMB3,880.5 million, respectively, representing 98.4%, 99.2%, and 96.6% of our revenue for the respective years. The remaining portion of our revenue are from sales to our overseas customers. Please see “— Sales, Marketing and Distribution — Sales outside the PRC” for further details.

During the Track Record Period and up to the Latest Practicable Date, we had not: (i) received any material complaints from our customers in relation to our products, (ii) been subject to any general or specific product recalls in respect of our products, or (iii) been subject to any product liability claim or experienced any product quality issue.

Our sales and marketing department is responsible for developing our overall sales and marketing strategies. The sales and marketing department establishes our marketing strategies for each of our products through its research and analysis of the competitive positioning of our products and coordinates the various other departments involved in our marketing and promotion activities. Our sales and marketing department is organized by therapeutic areas and geographical regions. As of the Latest Practicable Date, we had marketed and sold a total of 48 drugs in China. Our sales and marketing team covers over 2,500 Class III hospitals, 9,600 Class II hospitals, 89,000 Class I hospitals, large-scale national or regional pharmacy chains and other medical institutions. Our sales and marketing department is also responsible for preparing marketing strategies for our future products, including market research and planning, allocation of marketing resources and pricing strategy. Going forward, as our product portfolio expands, we intend to increase the number of our sales and marketing staff, including developing specialist teams for our major products. We believe that with the support and central oversight given by our management team in our headquarters and the execution of our sales and marketing strategies by our local branches, we are able to seamlessly implement overall brand strategies through educational promotion activities and professional marketing.

We conduct educational promotion activities for doctors and other medical practitioners to educate them on our products and, at the same time, receive feedback from them on our products and our competitors' products. We consider this to be a two-way communication process that allows us to educate hospital management, doctors and other medical practitioners on the benefits and uses of our products, while also allowing us to understand their concerns regarding our products, and other similar products in the market. We also seek to understand their perception of the effectiveness of our products in the treatment and prevention of the relevant diseases or conditions compared to other products and also to demonstrate to them why our products should be prescribed for the relevant diseases and conditions. We believe that educational promotion activities raise the awareness of our product portfolio among doctors and other medical practitioners, which would in turn increase the use of our products by patients and thereby strengthen our brand awareness among the general public. Within the PRC, we regularly work with educational promotion organizations and third-party promoters and collaborate with KOLs for the purposes of marketing and promotion of our products. We consider physicians and other healthcare professionals to be KOLs based on their professional qualifications, previous qualifications as well as academic standing and recognition within the relevant therapeutic area. As of the Latest Practicable Date, we had marketed and sold a total of 48 drugs in China.

We have implemented internal control policies to ensure KOL's educational promotional activities comply with applicable laws and regulations, which includes internal control policies including (i) prohibiting inflation of the number of participants or days involved in the educational promotional events in order to give the KOLs larger reimbursement or excessive lecture fees; (ii) requiring our manager of the promotional activities to confirm the content of the activity with KOLs to facilitate the subsequent settlement; and (iii) conducting internal reviewing of educational promotional activities and if any violations are found, the relevant managers will be subject to internal disciplinary action.

In addition to our educational promotion activities, we have launched the “Discover HEC” program (“走進東陽光”) to build stronger connections with KOLs and business partners. Through this program, we regularly invite experts and partners to visit our Yidu production base. These visits include facility tours, academic workshops and in-depth discussions, giving participants a clear view of our operations and R&D capabilities. We believe this program helps promote academic exchange, enhance our professional reputation and increase brand awareness.

Centralized Tender Process and VBP Schemes

In general, under PRC laws and regulations, the procurement of most pharmaceutical products by non-profit medical institutions established by the PRC government at the county level or higher and state-owned enterprises (including state-controlled enterprises) has to be conducted through a centralized tender process, including public bidding, invitational bidding and direct procurement. Pursuant to these centralized tender processes, pharmaceutical manufacturers of relevant products are invited to submit their bids to the local government or its designated institution that runs the tender process through public bidding. The tender selection for each drug product is conducted on the basis of comprehensive evaluation through regulatory authorities reviewing the materials submitted by pharmaceutical manufacturers, including the product quality, product price, service and the pharmaceutical manufacturer’s reputation. Medical institutions then select one or more winning pharmaceutical manufacturers to supply the medicine by placing orders with the relevant pharmaceutical product distributors. For details on centralized tender process and VBP schemes, see “Regulatory Environment — Principal Regulatory Provisions — Laws and Regulations on Drug Supply — Drug Purchases by Hospitals” and “— VBP of Drugs in “4+7 Cities” and Nationwide.”

During the Track Record Period, we participated in 12 national-level VBP scheme tenders and 166 provincial-level VBP scheme tenders. The relevant bidding projects may involve a number of our products and the average success rate on an annual basis for each of our national and provincial-level tenders during the Track Record Period was about 66.7% and 67.5%, respectively. During the years ended December 31, 2022, 2023 and 2024, with respect to national-level tenders, we participated in three tenders, one tender and eight tenders, respectively, with the average success rate being approximately 66.7%, 100.0% and 62.5%, respectively. During the years ended December 31, 2022, 2023 and 2024, with respect to provincial-level tenders, we participated in 50 tenders, 60 tenders and 56 tenders, respectively, with the average success rate being approximately 60.0%, 68.3% and 73.2%, respectively. The fluctuation in the success rates of our tenders is primarily attributable to variations in VBP schemes, different selection rules, and our product-specific bidding strategies.

Our Oseltamivir Phosphate Products and the Reasons for the Fluctuation of the Sales of Our Oseltamivir Phosphate Products during the Track Record Period***Overview of our oseltamivir phosphate products***

We currently sell most of our oseltamivir phosphate products, including granules and capsules, under the brand of Kewei (可威®) and a relatively small amount of oseltamivir phosphate capsules under the brand Yangjiantai (陽健泰®). During the Track Record Period, Kewei (including granules (primarily for children) and capsules (primarily for adults)) accounted for 99.9%, 99.4% and 96.5% and Yangjiantai (only in capsule form) accounted for 0.1%, 0.5% and 3.4% of our total sales of oseltamivir phosphate for 2022, 2023 and 2024, respectively. As the provincial VBP schemes had been implemented on Kewei granules since 2023, we mainly sell Kewei granules to public hospitals through provincial VBP schemes or to public hospitals, pharmacies and other medical institutions outside of VBP schemes. Our Kewei capsules have not been included in any national or provincial VBP schemes. Our Yangjiantai capsules have been included in national VBP schemes since 2022. We believe those two oseltamivir phosphate brands enable us to meet the demand of different types of end users of oseltamivir phosphate, with Yangjiantai focusing on meeting the demand of public hospitals through VBP schemes, as well as retail users who are price conscious, and Kewei focusing on meeting the demand of users who are willing to pay a price premium for high-end branded drugs. We are actively marketing and promoting sales of Kewei while we spend less marketing effort on Yangjiantai as its sales are mainly generated through VBP scheme. We mainly sold three types of oseltamivir phosphate products during the Track Record Period, namely (i) oseltamivir phosphate granule under the brand Kewei with a revenue of RMB2,585.2 million, RMB4,824.6 million and RMB2,181.5 million for 2022, 2023 and 2024, respectively, representing 83.5%, 87.0% and 84.6% of our total revenue from oseltamivir phosphate products, respectively; (ii) oseltamivir phosphate capsule under the brand Kewei with a revenue of RMB507.6 million, RMB684.9 million and RMB307.0 million for 2022, 2023 and 2024, respectively, representing 16.4%, 12.3% and 11.9% of our total revenue from oseltamivir phosphate products, respectively; and (iii) oseltamivir phosphate capsule under the brand Yangjiantai with a revenue of RMB4.7 million, RMB29.2 million and RMB87.7 million for 2022, 2023 and 2024, respectively, representing 0.1%, 0.5% and 3.4% of our total revenue from oseltamivir phosphate products, respectively.

Key factors affecting the sales of our oseltamivir phosphate products during the Track Record Period

Our revenue increased by 67.4% from RMB3,813.6 million in 2022 to RMB6,385.6 million in 2023 and then decreased by 37.1% to RMB4,018.9 million in 2024. The fluctuation of our revenue during the Track Record Period was mainly affected by our revenue generated from our oseltamivir phosphate products. The following are the key factors affecting the sales of our oseltamivir phosphate products during the Track Record Period.

1. The fluctuation of flu incidence

The flu incidence affects the demand for our oseltamivir phosphate products. As a result, our revenue generated from the sales of oseltamivir phosphate products fluctuated with flu incidence in China and our revenue fluctuation was generally in line with our competitors during the Track Record Period. The increase in flu incidence in China in 2023 and the subsequent drop in flu incidence in China in 2024 were the main reason for the increase in our oseltamivir phosphate revenue in 2023 and the decrease in our oseltamivir phosphate revenue in 2024, respectively. According to Frost & Sullivan, there were 2.5 million, 12.5 million and 8.6 million new influenza cases reported in China in 2022, 2023 and 2024, respectively, based on the Statistical Report on China's Healthcare Development. According to Frost & Sullivan, the PRC's anti-influenza drug market increased by 150.0% from RMB4.4 billion in 2022 to RMB11.0 billion in 2023 due to the significant influenza outbreaks in 2023 and dropped by 39.1% from RMB11.0 billion in 2023 to RMB6.7 billion in 2024 due to lack of significant influenza outbreaks and the resulting lower flu incidence in 2024.

For our oseltamivir phosphate granules (Kewei) product (15mg) ("**Kewei granules**"), as we are a market leader in terms of sales volume of and revenue derived from the sales of oseltamivir phosphate granules, holding over 99% of the market share in the PRC of oseltamivir phosphate granules during the Track Record Period, flu incidence affects the sales of our kewei granules mainly by affecting the market demand for our Kewei granules, which in turn affects the sales volume of our Kewei granules. As a result, whether the provincial VBP schemes had been implemented and the number of provinces which implemented provincial VBP on Kewei granules have no material impact on the aggregate sales volume of Kewei granule for both VBP and non-VBP sales. Our strong market position for Kewei granules is also reflected by the gross profit margin for our Kewei granules, which remained stable at 85.6% and 88.3% for 2023 and 2024, respectively, even though the number of provinces which had implemented the provincial VBP scheme on Kewei granules increased from six in 2023 to 20 in 2024.

For our oseltamivir phosphate capsules (Kewei) product ("**Kewei capsules**"), as there has not been any VBP schemes implemented on Kewei capsules, we cannot sell our Kewei capsules to public hospitals through VBP schemes under normal conditions, and we can only sell Kewei capsules to public hospitals outside of the VBP schemes. However, as explained in more detail in factor 3 below, in a year when there is a sudden spike of flu incidence which causes a shortage of oseltamivir phosphate capsules in the public hospitals, we will be able to sell our Kewei capsules to public hospitals.

2. The average selling price of Kewei granules

Our Kewei granules accounted for 83.5%, 87.0% and 84.6% of our total revenue from oseltamivir phosphate products for 2022, 2023 and 2024, respectively. As a result, the average selling prices has a significant impact on our revenue.

During the Track Record Period, the inclusion of Kewei granules in the provincial VBP schemes resulted in a reduction in the average selling price of Kewei granules due to the reduction of sales opportunities to hospitals outside of the VBP scheme at a higher

average selling price. In 2024, the price under the provincial VBP schemes for a package of 15mg*10 sachets of Kewei granules was set at RMB40.95, while the listing price on the government platform for the same pack of Kewei granules outside the provincial VBP scheme was set at RMB45.68. The provincial VBP scheme has been implemented for Kewei granules since 2023. A total of six provinces implemented the provincial VBP schemes on Kewei granules in 2023, and a total of 20 provinces had implemented provincial VBP schemes for Kewei granules by the end of 2024. We believe the impact of the provincial VBP schemes being implemented on the price of Kewei granules is relatively mild, as we are a market leader in terms of sales volume of and revenue derived from the sales of oseltamivir phosphate granules, holding over 99% of the market share of oseltamivir phosphate granules in the PRC during the Track Record Period, and accordingly, there is less competitive pressure on our pricing.

In addition to the impact of VBP schemes on our average selling price of Kewei granules, the average selling price of Kewei granules is also impacted by whether it is sold to Kewei pharmacy distributors or general distributors which distribute it to hospitals. PRC hospitals procure Kewei granules from general distributors but not from Kewei pharmacy distributors. The average selling price for Kewei granules sold to Kewei pharmacy distributors in general is lower than the average selling price for Kewei granules sold to general distributors which distribute it to hospitals, as we give bigger sales rebates to our Kewei pharmacy distributors to compensate for their marketing and promotion activities as compared with that for the general distributors which distribute the drug to hospitals, either in or outside of the VBP scheme. As a result, even though the average selling price for our Kewei granules has been negatively impacted by its inclusion in the VBP scheme, the average selling price for our Kewei granules under the VBP schemes (which are mainly distributed through general distributors) is still higher as compared with the average selling price of Kewei granules outside of the VBP schemes (which are distributed through both general distributors and Kewei pharmacy distributors). During the Track Record Period, the average selling price for our Kewei granules under the VBP schemes was RMB3.3 and RMB3.4 for 2023 and 2024, respectively, as compared with the average selling price of Kewei granules outside of the VBP schemes of RMB3.2 and RMB2.7 for 2023 and 2024, respectively.

The overall average selling price of Kewei granules (15 mg) decreased by 7.8% from RMB3.22 in 2023 to RMB2.97 in 2024, which negatively impacted our revenue from 2023 to 2024. Such decrease was primarily due to the decrease in the average selling price of Kewei granules (15 mg) through non-VBP schemes from RMB3.2 for 2023 to RMB2.7 for 2024. The sales of our Kewei granules (15 mg) through non-VBP scheme include (i) the sales to general distributors which distribute Kewei granules (15 mg) to public hospitals and other medical institutions through non-VBP scheme, and (ii) the sales to Kewei pharmacy distributors which distribute to pharmacies. The decrease in the average selling price of Kewei granules (15 mg) through non-VBP schemes from RMB3.2 for 2023 to RMB2.7 for 2024 was primarily caused by the fact that the proportion of Kewei granules (15 mg) sold to Kewei pharmacy distributors which distribute to pharmacies as a percentage of all Kewei granules (15 mg) sold through non-VBP increased in 2024, which caused the average selling price for Kewei granules (15 mg) to drop in 2024 as the

average selling price for Kewei granules (15 mg) sold to Kewei pharmacy distributors in general is lower than the average selling price for Kewei granules (15 mg) sold to general distributors which distribute it to hospitals and other medical institutions through non-VBP schemes.

3. The purchase Kewei capsule product outside of VBP scheme

According to Frost & Sullivan, the PRC public hospitals generally determine the annual amounts of drugs they procure under the VBP scheme according to their estimates of the clinical demand for such drugs every year, and the public hospitals generally make purchases of such drugs every month according to the annual order subject to any additional purchases. The public hospitals usually make such estimates by referencing the historical purchase amount of the drug and relevant disease incidence in the previous year. In cases where there is a higher-than-expected outbreak of flu season and oseltamivir phosphate capsules procured by the public hospitals through VBP scheme is not sufficient to meet the patients' demand, the public hospitals will purchase extra oseltamivir phosphate capsules including our Kewei capsules from the market. In 2023, the PRC public hospitals made such purchases of Kewei capsules from the market due to the spike in the flu incidence. We believe that our competitive advantage in production capacity of oseltamivir phosphate allows us to benefit from such sudden demand from public hospitals, as we are better positioned than our competitors to ramp up our production quickly to meet such sudden demand.

The PRC public hospitals increased the procurement amount for oseltamivir phosphate capsules through the VBP scheme in 2024, as there was a significant outbreak of influenza in China and the resulting spike in patients' demand of oseltamivir phosphate capsules in 2023. However, the demand for oseltamivir phosphate capsules was not as high as originally expected due to the lack of significant influenza outbreaks in 2024. As a result, there was less demand to purchase oseltamivir phosphate capsules from the market as the amount of oseltamivir phosphate capsules the public hospitals purchased through the VBP scheme was sufficient to meet patients' demand.

4. Competition from other anti-influenza drugs

Increasingly intense competition from other types of anti-influenza drugs negatively affected our revenue generated from oseltamivir phosphate products during the Track Record Period. According to Frost & Sullivan, peramivir and baloxavir marboxil, which accounted for 8.6% and 5.4% of the PRC's anti-influenza drug market in 2023, respectively, were able to increase their market shares to 12.4% and 10.8% in 2024, respectively. In addition, our competitors within the oseltamivir phosphate market, such as Company A and Company B, also increased their market share from 16.3% and 3.9% in 2023 to 21.2% and 4.9% in 2024, respectively. If we cannot maintain our market share for our oseltamivir phosphate products in the future, it will have a negative impact on our business performance and financial position. Please see "Risk Factors — Our revenue and business prospects currently depend on Kewei (oseltamivir phosphate). If we are unable to maintain the sales volumes, pricing levels and profit margins of Kewei, our revenue and business prospects could be materially and adversely affected." for details.

The impact of fluctuations of flu incidence on our customers' procurement plans for oseltamivir phosphate drugs included in or excluded from the VBP schemes

We mainly sell Kewei in granule form and capsule form. During the Track Record Period, Kewei granules represented 83.5%, 87.0% and 84.6% of our total oseltamivir phosphate sales for 2022, 2023 and 2024, respectively. Kewei capsules represented 16.4%, 12.4% and 11.9% of our total oseltamivir phosphate sales for 2022, 2023 and 2024, respectively.

Product	Dosage	Type	2022				2023				2024			
			Proportion of Total Sales		Proportion of Revenue		Proportion of Total Sales		Proportion of Revenue		Proportion of Total Sales		Proportion of Revenue	
			Sales Volume ('000 units)	(%)	Revenue (RMB'000)	(%)	Sales Volume ('000 units)	(%)	Revenue (RMB'000)	(%)	Sales Volume ('000 units)	(%)	Revenue (RMB'000)	(%)
oseltamivir phosphate granule (Kewei)	15mg per sachet	VBP (note 1)	NA	NA	NA	NA	127,827	8.9	424,289	9.2	260,412	51.9	896,822	41.1
		Non-VBP (note 2)	818,073	100	2,441,015	100	1,311,816	91.1	4,204,310	90.8	473,110	48.1	1,284,687	58.9
	25mg per sachet (note 3)	Sub-total	818,073	100	2,441,015	100	1,439,643	100	4,628,599	100	735,522	100	2,181,509	100
		Non-VBP (note 2)	43,716	100	144,137	100	48,874	100	195,994	100	NA	NA	NA	NA
oseltamivir phosphate capsule (Kewei)	75mg per capsule	Non-VBP (note 2)	66,356	100	507,554	100	84,212	100	684,910	100	47,628	100	306,950	100
oseltamivir phosphate capsule (Yangjiantai)	75mg per capsule	VBP (note 1)	5,479	100	4,698	100	18,534	68.9	15,893	54.4	52,515	66.5	45,548	51.9
		Non-VBP (note 2)	NA	NA	NA	NA	8,371	31.1	13,335	45.6	26,486	33.5	42,189	48.1
	75mg per capsule	Sub-total	5,479	100	4,698	100	26,905	100	29,228	100	79,001	100	87,737	100
		Non-VBP (note 2)	NA	NA	NA	NA	NA	NA	NA	NA	NA	NA	NA	NA
Total revenue for VBP					3,092,706	99.8			5,098,549	92.1			942,370	36.6
Total revenue for non-VBP					3,097,404	100			5,538,731	100			1,633,827	63.4
Total revenue (note 4)													2,576,197	100

Note 1: Once the drug enters the VBP scheme for a province: (1) all sales to public hospitals in such province will be under the VBP scheme at the VBP scheme price, whether under the initial procurement or a subsequent top up of demand for the drug; (2) the price of the drug sold to public hospitals in the province will follow that applicable for the provincial VBP scheme, regardless of whether the sales are made in the initial procurement under the provincial VBP scheme or under further purchases by public hospitals in the province beyond the initial procurement under the VBP scheme.

Note 2: The Non-VBP sales include the sales to public hospitals and other medical institutions in the provinces which have not implemented VBP schemes and the sales to pharmacies.

Note 3: We have stopped selling oseltamivir phosphate granule (Kewei) 25mg since 2024 due to the lack of market demand for the products.

Note 4: The total revenue primarily includes revenue from the sales of our Kewei granule, Kewei capsule, Yangjiantai capsule products during the Track Record Period. During the Track Record Period, we also generated small amount of revenue from (i) the sales of dry suspension form of oseltamivir phosphate in the amount of nil, RMB6.0 million and RMB3.5 million for 2022, 2023 and 2024, respectively and (ii) the sales of 30 mg and 45 mg unbranded oseltamivir phosphate capsules which in aggregate generated revenue in the amount of nil, RMB763.5 thousands, RMB33.1 thousands for 2022, 2023 and 2024, respectively.

- (i) Kewei granules. For our Kewei granules, as the provincial VBP schemes had been implemented on Kewei granules since 2023, we sell Kewei granule through provincial VBP schemes or to hospitals, pharmacies and other medical institutions outside of VBP schemes.

(a) Sales of Kewei granules through provincial VBP schemes

During the Track Record Period, the implementation of the provincial VBP schemes which started in 2023 impacted the average selling price of Kewei granules as a result of the reduction of sales opportunities to hospitals outside of the VBP scheme at a higher average selling price. Six provinces implemented the provincial VBP schemes for Kewei granules in 2023, and 20 provinces implemented the provincial VBP schemes for Kewei granules in 2024. According to the provincial VBP scheme for 2024, the price for a package of 15mg*10 sachets of Kewei granules was RMB40.95, while the list price displayed on government platform pursuant to the provincial VBP schemes for the same pack of Kewei granules which is the sales price for outside the provincial VBP scheme is RMB45.68. The price under the provincial VBP is stable for our Kewei granules in 2023 and 2024. Please see “— Our Oseltamivir Phosphate Products and the Reasons for the Fluctuation of the Sales of Our Oseltamivir Phosphate Products during the Track Record Period — Key factors affecting the sales of our oseltamivir phosphate products during the Track Record Period” for details.

2023 as compared with 2022

The sales of Kewei granules through the provincial VBP schemes increased from nil in 2022 to RMB424.3 million in 2023, as Kewei granules commenced the sales through provincial VBP scheme in six provinces in 2023. The sales volume of Kewei granules through the provincial VBP schemes increased from nil in 2022 to 127.8 million sachets in 2023.

2024 as compared with 2023

The sales of Kewei granules through the provincial VBP schemes increased by 111.4% from RMB424.3 million in 2023 to RMB896.8 million in 2024 which was primarily driven by the increase in sales volume from 127.8 million sachets to 260.4 million sachets. Such increase was primarily driven by the increase in the number of provinces which had implemented provincial VBP schemes for Kewei granules from six in 2023 to 20 in 2024. The average selling price of Kewei granules sold through the provincial VBP schemes increased slightly from RMB3.3 in 2023 to RMB3.4 in 2024.

(b) Sales of Kewei granules (15 mg) outside the provincial VBP schemes

2023 as compared with 2022

The sales of Kewei granules outside the provincial VBP schemes increased by 72.2% from RMB2,441.0 million in 2022 to RMB4,204.3 million in 2023. Such increase was primarily driven by an increase in the sales volume from 818.1 million sachets in 2022 to 1,311.8 million sachets in 2023, as the flu incidence in China increased significantly in 2023, which resulted in a significant increase in the demand for our Kewei granules by hospitals located in the provinces which had not implemented VBP schemes, pharmacies and other medical institutions. In addition, the average selling price of our Kewei granules sold to hospitals outside the provincial VBP schemes, pharmacies and medical institutions remained relatively stable at RMB3.0 in 2022 and RMB3.20 in 2023.

2024 as compared with 2023

The sales of Kewei granules outside the provincial VBP schemes decreased by 69.44% from RMB4,204.3 million in 2023 to RMB1,284.7 million in 2024. Such decrease was primarily driven by the decrease in the sales volume from 1,311.8 million sachets in 2023 to 475.1 million sachets in 2024. The decrease in sales volume in 2024 was primarily due to the drop of flu incidence in 2024 which resulted in the decreasing demand for Kewei granules from hospitals outside the provincial VBP schemes, pharmacies and medical institutions. In addition, the scope of the provincial VBP scheme for Kewei granules expanded from six provinces in 2023 to 20 provinces in 2024, which also reduced on the sales volume of Kewei granules classified as non-VBP sales.

The average selling price for Kewei granules outside of the provincial VBP schemes decreased from RMB3.2 to RMB2.7 as the proportion of Kewei granules sold to pharmacies as a percentage to all Kewei granules sold outside of the provincial VBP schemes increased in 2024. Such increase in the proportion of Kewei granules sold to pharmacies was caused by the greater decrease in sales of Kewei granules to hospitals as compared with the sales of Kewei granules to pharmacies. The average selling price for Kewei granules sold to Kewei pharmacy distributors in general is lower than the average selling price for Kewei granules sold to general distributors which distribute it to hospitals, as we give bigger sales rebates to our Kewei pharmacy distributors to compensate for their marketing and promotion activities as compared with that for the general distributors which distribute the drug to hospitals, either in or outside of the VBP scheme.

(c) Sales of Kewei granules (25 mg)

During the Track Record Period, we also sold a relatively small amount of Kewei granules (25 mg) outside the provincial VBP schemes in 2022 and 2023. The revenue from such sales increased from RMB144.1 million in 2022 to RMB196.0 million in 2023 which was primarily driven by the increase in sales volume from 43.7 million sachets in 2022 to 48.9 million sachets in 2023, as a result of the increased market demand. The average selling price also increased from RMB3.3 to RMB4.0 which was mainly due to the fact that we offered a special promotion to our distributors in 2022 to promote our Kewei capsules due to COVID-19 and we did not offer such promotion in 2023. We stopped selling Kewei granules (25 mg) in 2024 due to the lack of market demand for the product.

- (ii) Kewei capsules. For our oseltamivir phosphate capsules (Kewei) product (“**Kewei capsules**”), as there has not been any VBP schemes implemented on Kewei capsules, we sell Kewei capsules outside of the VBP schemes. However, in cases where there is a sudden outbreak of flu season and oseltamivir phosphate capsules procured by the public hospitals through VBP schemes is not sufficient to meet the patients’ demand, the public hospitals will purchase extra oseltamivir phosphate capsules, including our Kewei capsules, outside the VBP schemes.

2023 as compared with 2022

The sales of Kewei capsules increased significantly from RMB507.6 million in 2022 to RMB684.9 million in 2023, as the sales volume of our Kewei capsules increased from 66.4 million capsules in 2022 to 84.2 million capsules in 2023. The increase in sales volume was due to the fact that the flu incidence in China spiked in 2023, which resulted in a significant increase in the demand from public hospitals, pharmacies and other medical institutions. We believe that our competitive advantage in production capacity of oseltamivir phosphate allows us to benefit from such sudden demand from public hospitals. In addition, the average selling price of our Kewei capsules also increased from RMB7.64 in 2022 to RMB8.13 due to the fact that we offered a special promotion discount to our distributors in 2022 to promote our Kewei capsules due to COVID-19 which we did not offer in 2023.

2024 as compared with 2023

According to Frost & Sullivan, the PRC public hospitals generally determine the annual amounts of drugs they procure for each year under the VBP scheme according to their estimates of the clinical demand for such drugs every year and the public hospitals generally make purchases every month according to the annual order subject to any additional purchases. The public hospitals usually make such estimates by referencing the historical purchase amount of the drug and the relevant disease incidence in the previous year. The PRC public hospitals increased the

procurement amount for oseltamivir phosphate capsules through the VBP scheme in 2024, as there was a significant outbreak of influenza in China which resulted in a spike in patients' demand for oseltamivir phosphate capsules in 2023. However, the demand for oseltamivir phosphate capsules was not as high as originally expected due to the lack of significant influenza outbreaks in 2024. As a result, there was less demand to purchase Kewei capsules from the market as the amount of oseltamivir phosphate capsules the public hospitals purchased through the VBP scheme was sufficient to meet patients' demand. In particular, we faced increasingly intense competition from manufacturers of other types of anti-influenza drugs and other oseltamivir phosphate products and such competition had caused (i) the market share of oseltamivir phosphate as a percentage of total anti-influenza drug market decreased from 78.0% in 2023 to 70.3% in 2024 and (ii) the market share of our oseltamivir phosphate products as a percentage of total PRC oseltamivir phosphate market decreased from 64.8% in 2023 to 54.8% in 2024. As a result, such competition negatively affected our revenue generated from Kewei capsules in 2024 as compared to 2023. The sales of Kewei capsules decreased significantly from RMB684.9 million in 2023 to RMB307.0 million in 2024, as the sales volume of our Kewei capsules decreased from 84.2 million capsules in 2023 to 47.6 million capsules in 2024. In addition, the average selling price for our Kewei capsules also decreased from RMB8.1 in 2023 to RMB6.4 in 2024 due to the downward adjusted prices of Kewei capsules displayed on the government platform.

- (iii) For our oseltamivir phosphate capsules (Yangjiantai) product (“**Yangjiantai capsules**”), as the national VBP scheme had been implemented on Yangjiantai capsules since 2022, we sell Yangjiantai capsules to public hospitals pursuant to the national VBP scheme and to pharmacies and medical institutions outside of the VBP scheme.

(a) Sales through the national VBP scheme

Our sales of Yangjiantai capsules through public hospitals via the national VBP scheme recorded a significant increase from RMB4.7 million in 2022 to RMB15.9 million in 2023 and further to RMB45.5 million in 2024. The increase was mainly due to the fact that the PRC public hospitals increased their procurement volume for oseltamivir phosphate capsules (Yangjiantai) during the period, especially in 2024 as there was a significant outbreak of influenza in China in 2023. The average selling price of our Yangjiantai capsules remained stable at RMB0.9 throughout the Track Record Period.

(b) Sales outside the VBP scheme

We started to sell Yangjiantai to pharmacies and medical institutions in 2023. Our sales of Yangjiantai capsules outside the VBP scheme recorded a significant increase from RMB13.3 million in 2023 to RMB42.2 million in 2024. The increase was mainly due to the increase in sales volume, which in

turn was driven by demand from customers who are price conscious. The selling price for our Yangjiantai capsules outside the VBP schemes is competitive as compared with other oseltamivir phosphate capsules. For example, our average selling price for Yangjiantai capsules outside the VBP schemes was RMB1.6 in 2024 as compared with RMB6.4 for our Kewei capsules in 2024.

Our Marketing Strategies for Kewei and Yangjiantai

Our sales volume of Yangjiantai sold through public hospitals via VBP schemes recorded a significant increase in 2024 as compared with 2023, which was mainly due to the fact that the PRC public hospitals increased their procurement of oseltamivir phosphate capsules including Yangjiantai in 2024, as there was a significant outbreak of influenza in China in 2023. Our sales volume of oseltamivir phosphate capsules under the brand of Kewei decreased due to the lower flu incidence in 2024 as well as the reduced purchase from public hospitals as they increased the purchase of oseltamivir phosphate capsules through the VBP scheme in 2024. Therefore, we believe the increase in the sales volume of Yangjiantai and the decrease in the sales volume of Kewei was not directly prompted by the shifting of demand from oseltamivir phosphate capsules under the brand of Kewei to oseltamivir phosphate capsules under the brand of Yangjiantai.

We leverage our established advantages in the influenza field, utilizing marketing and promotional strategies to continuously enhance patient awareness of the Kewei brand. Specifically, we aim to establish and maintain a strong connection between influenza treatment and the Kewei brand, through targeted market education, academic promotion and patient communication. We believe this will strengthen the market competitiveness of Kewei products and solidify its leadership position in the influenza field.

The launch of the Yangjiantai brand of oseltamivir phosphate capsules is primarily focused on addressing market competition of national VBP and meeting the user demand for low-price capsule markets. We do not plan to conduct large-scale market promotion but will instead drive sales through market demand. Yangjiantai will serve as a supplement to the Company's influenza treatment product line with a focus on price-sensitive markets. We believe those two oseltamivir phosphate capsule brands help us meet the demand of different types of customers, with Yangjiantai focusing on meeting the demand of public hospitals through VBP schemes, as well as users who are more price conscious, and Kewei focusing on meeting the demand of customers who are willing to pay a price premium for high-end brand drugs.

According to Frost & Sullivan, the PRC public hospitals generally determine the annual amounts of drugs they procure under the VBP scheme according to their estimates of the clinical demand for such drugs every year and the public hospitals generally make purchases every month according to the annual order subject to any additional purchases. The public hospitals usually make such estimates by referencing the historical purchase amount of the drug and relevant disease incidence in the previous year. Please see “— Our oseltamivir

phosphate products and the reasons for the fluctuation of the sales of our oseltamivir phosphate products during the Track Record Period — Key factors affecting the sales of our oseltamivir phosphate products during the Track Record Period” for details. Given that future purchase amounts made by the public hospitals will fluctuate with the flu incidence in the previous year, we believe that the significant increase in sales of oseltamivir phosphate capsules pursuant to the VBP scheme in 2024 is not likely to be sustainable in future.

Based on the above, to compete with other oseltamivir phosphate capsules drugs which are in the low-price capsule market or have been included in the VBP scheme, we started to produce oseltamivir phosphate capsules under the brand Yangjiantai since the commencement of the VBP scheme with respect to oseltamivir phosphate capsules in 2022. As a result, our Yangjiantai capsules are directly competing with other oseltamivir phosphate capsules which are already in the VBP scheme or in the low-price capsule market. Therefore, our two brands are complementing, rather than competing with each other, with each focusing on a different type of users.

Yangjiantai has been included in the national VBP scheme since 2022, and it will cease to be included in the national VBP scheme after 2025. We plan to participate in the centralized tender process and submit bids for Yangjiantai to be included in the provincial VBP scheme after 2025. Given the relatively small revenue contribution from Yangjiantai and the fact that we do not plan to conduct large-scale marketing to promote the brand, we do not expect our overall financial and business performance will be significantly impacted by whether Yangjiantai is included in the national VBP scheme or not.

In addition, we have established a comprehensive oseltamivir phosphate production line in China with a supply chain system from starting materials to finished formulations. We believe our manufacturing capabilities enable us to quickly respond to sudden spikes in market demand for oseltamivir phosphate during flu season, which is a crucial competitive strength for us. In addition, as the leading domestic pharmaceutical company in terms of anti-viral drug sales in the PRC, our brands in relation to anti-viral products have been widely recognized in the industry and among the patients.

Commercialization Plan for Our Products and Product Candidates

We believe the drop of our revenue in 2024 as compared with that of 2023 is short-term due to the following reasons:

- (1) the main reason for the drop of our revenue in 2024 was the low incidence of influenza due to the delay of outbreak of flu season in 2024. We believe such factor is short-term in nature as the incidence of influenza varies from year to year depending on whether there is a significant outbreak of influenza during that year;
- (2) even though we face increasing competition from other producers of anti-influenza drugs, our market position, brand recognition and advanced production capability give us an advantage over our competitors. According to the Frost & Sullivan, we

ranked first in the PRC in terms of cumulative oseltamivir phosphate shipments and production volume over a period of five years from 2019 to 2023. With over a decade of development and continued efforts, we have established a comprehensive oseltamivir phosphate production line in China with a supply chain system from starting materials to finished formulations. We believe our manufacture capabilities enable us to quickly respond to sudden spiking market demand for oseltamivir phosphate during flu season which is a crucial competitive strength for us. In addition, as the established domestic pharmaceutical company in terms of anti-viral drug sales in the PRC, our brands in relation to anti-viral products have been widely recognized in the industry and among the patients. We believe those competitive advantages take years to develop and cannot be easily replicated by a new competitor; and

- (3) furthermore, we have taken the following measures to boost the sales of our drugs:
 - (i) develop new growth drivers through commercializing new drugs with market potentials
 - (A) the combination treatment regimen of Dong’antai (Netanasvir Phosphate Capsules) and Dong’anqiang (Encofosbuvir Tablets)

According to the Frost & Sullivan Report, the total number of patients diagnosed with chronic hepatitis C in China was 2.6 million in 2023 and is expected to increase to 2.8 million and 3.1 million in 2026 and 2030, respectively. In 2023, the market size of anti-hepatitis C virus drugs in China reached RMB3.7 billion. The combination treatment regimen of Netanasvir Phosphate and Encofosbuvir is a domestic in-house R&D combination treatment regimen for pan-genotypic chronic hepatitis C, which has shown very promising clinical resulting including achieving an SVR12 of 95.0% against pan-genotypic chronic hepatitis C patients.

Netanasvir Phosphate and Encofosbuvir were approved by the NMPA for launching in China in February 2025 and March 2025, respectively. We are currently scaling up production and finalizing our market launch preparations, with sales expected to begin in July 2025. In parallel, we are preparing to initiate negotiations with national medical insurance authorities in December 2025, and we anticipate that our products will be included in the NRDL starting in January 2026. We plan to leverage our well-established sales channels for anti-infective drugs to expand its coverage for our anti-hepatitis C drugs. We plan to collaborate with health authorities, such as the National Health Commission, to promote educational activities on hepatitis C to locate and target more HCV patients. Furthermore, introducing the combination treatment regimen of Netanasvir Phosphate and Encofosbuvir for the treatment of

pan-genotypic chronic hepatitis C will enable our treatment regimen to cover more HCV genotypes, meeting the diverse needs of patients and broadening the treatment population.

(B) Guangjianyou (Insulin Glargine Injection)

According to Frost & Sullivan, from 2018 to 2023, the market size of diabetes drugs in the U.S. increased from USD33.2 billion to USD40.4 billion, with a CAGR of 4.0%. The market size of diabetes drugs in the U.S. will continue to grow steadily and is expected to reach USD46.0 billion in 2026 and USD52.0 billion in 2030, representing a CAGR of 4.4% from 2023 to 2026 and 3.1% from 2026 to 2030, respectively. In 2023, sales of insulin and its analogs accounted for approximately 20% of the diabetes drugs market in the U.S.

We have been collaborating with Lannett to develop Insulin Glargine Injection for the U.S. market. We submitted the BLA for our Insulin Glargine Injection to the U.S. FDA in December 2023. Since then, we have been actively responding to the U.S. FDA's requests for additional information to facilitate the approval process. Based on the current review progress and our understanding of the U.S. FDA's general review timeframe for BLA applications, we expect to receive BLA approval for our Insulin Glargine Injection in the first half of 2026. We are one of the only two PRC pharmaceutical companies that are developing Insulin Glargine Injection for the U.S. market. Following BLA approval, in order to ensure successful market entry, we plan to establish partnerships with insurance companies, long-term care facilities, rehabilitation centers and chain pharmacies to enhance market penetration and strengthen our brand presence among the end-users.

(C) Dongjiandi (Yinfeinidone Hydrochloride Tablets)

According to the Frost & Sullivan, the total number of idiopathic pulmonary fibrosis (IPF) patients in China was 164.3 thousand in 2023 and such number is expected to increase to 231.1 thousand and 339.2 thousand in 2026 and 2030, respectively. The market size of pulmonary fibrosis drugs in China reached RMB1.5 billion in 2023 and is expected to increase to RMB2.7 billion and RMB3.2 billion in 2026 and 2030, respectively. As of the Latest Practicable Date, there were only two drugs for the treatment of IPF (namely Pirfenidone and Nintedanib) available in the world, which had also been approved for sale in China.

We are currently conducting Phase III clinical trial on Yinfeinidone Hydrochloride which is a drug candidate for the treatment of idiopathic pulmonary fibrosis.

As sales channels of the approved pulmonary fibrosis drugs in China extensively overlap with those of our existing anti-infective drug, Oseltamivir Phosphate Capsules. Following NMPA approval, we plan to leverage our existing sales network and integrate it with sales channels used for Oseltamivir Phosphate Capsules to achieve rapid market penetration for Yinfenidone Hydrochloride. We also plan to explore its sales channels such as Direct-to-Patient (DTP) pharmacies and online hospitals to expand its reach and enhance its brand recognition.

(D) Dongjiantang (Olorigliflozin Capsules)

According to the Frost & Sullivan, the total number of type 2 diabetes patients in China was 137.0 million in 2023 and is expected to increase to 144.3 million and 150.5 million in 2026 and 2030, respectively. SGLT-2 inhibitor is a type of innovative antidiabetic medication that can lower the renal glucose threshold and promote urinary glucose excretion, thus reducing blood glucose levels. In addition, SGLT-2 inhibitors can also effectively reduce the risk of cardiovascular diseases and have a protective effect on the kidneys. According to the Frost & Sullivan Report, the market size of SGLT-2 inhibitors in China reached RMB10.5 billion in 2023 and is expected to increase to RMB20.0 billion and RMB27.5 billion in 2026 and 2030, respectively.

We submitted the NDA to the NMPA for Olorigliflozin in December 2023 and expect to receive approval in 2025. Following NMPA approval, we will conduct targeted medical promotion conferences and expert seminars to demonstrate Olorigliflozin's clinical advantages, supported by clinical trial results. We will also consider its combination sales with our other products for the treatment of diabetes, such as insulin products, to provide comprehensive treatment solutions that will meet diverse patient needs. In addition, we will explore new indications for Olorigliflozin, such as specific types of metabolic syndrome, to broaden its application scope. In terms of pricing strategy, we will balance research and development as well as manufacturing costs with therapeutic value to set a market-competitive price to ensure its accessibility. Furthermore, we will actively pursue its inclusion in the NRDL through negotiations with health insurance departments.

(E) Amlodipine Besylate Granules

Amlodipine Besylate Granules is a modified new drug for the treatment of hypertension and coronary heart disease for which we submitted its NDA to the NMPA in November 2024. Following NMPA approval, we plan to prioritize its inclusion in the NRDL and implement combination sales strategies with our existing commercialized drugs for the treatment of hypertension.

(ii) Continue to generate revenue from our commercialized drugs

(A) Our anti-infective product portfolio excluding Oseltamivir Phosphate

Our anti-infective product portfolio excluding Oseltamivir Phosphate has also established itself as a stable cash flow generator with consistent revenue growth. In 2022, 2023 and 2024, our revenue from sales of our major anti-infective drugs (Oseltamivir Phosphate, Clarithromycin, Moxifloxacin Hydrochloride Tablets, Emitasvir Phosphate Capsules and Levofloxacin Tablets) excluding Oseltamivir Phosphate was RMB122.3 million, RMB159.8 million and RMB208.4 million, respectively, representing a CAGR of 30.5% from 2022 to 2024. Key drugs including Emitasvir Phosphate, Clarithromycin, Levofloxacin and Moxifloxacin Hydrochloride have been included in the NRDL, with the latter three further succeeding in VBP schemes at national and provincial levels, demonstrating strong market acceptance. To increase the sales of Emitasvir Phosphate, we plan to cooperate with health authorities such as the National Health Commission of the People's Republic of China to conduct education campaigns on hepatitis C to identify and target more hepatitis C patients. To ramp up the sales of Clarithromycin, Levofloxacin and Moxifloxacin Hydrochloride, we plan to further expand their provincial VBP schemes to cover more provinces. We also plan to strengthen hospital-to-retail integration via partnerships with leading pharmacy chains, converting in-hospital prescriptions into sustainable retail channel growth. This dual approach enhances patient accessibility to affordable treatment while maintaining operational efficiency across distribution networks.

(B) Our chronic disease treatment drug portfolio

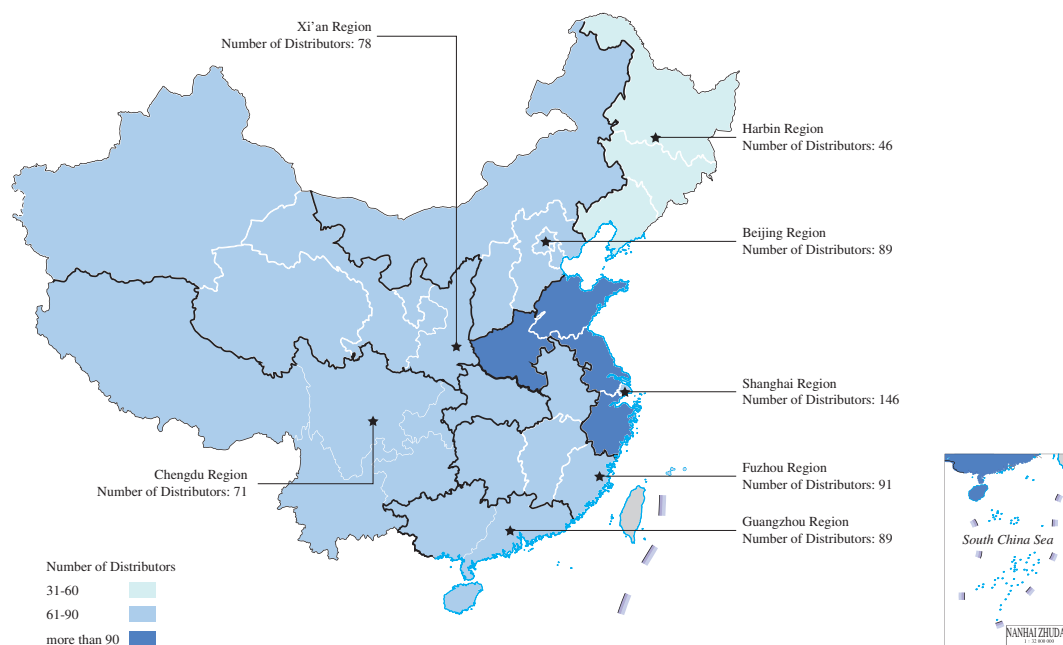
Our chronic disease treatment drug portfolio has also witnessed consistent revenue growth during the Track Record Period. In 2022, 2023 and 2024, our revenue from sales of chronic disease treatment drugs was RMB517.3 million, RMB580.7 million and RMB1,067.7 million, respectively, representing a CAGR of 26.8% from 2022 to 2024. All our major chronic disease treatment drugs have been included in the NRDL and VBP schemes at either national or provincial levels. With all of our five insulin products being included in the VBP scheme at the national level, we expect their sales growth will continue, which will further drive revenue growth of our chronic disease treatment drugs. To ramp up the sales of our major chronic disease treatment drugs, we plan to leverage on the advantage that our insulin products have already entered value-based procurement at the national level to expand their coverage across regions. We also plan to strengthen hospital-to-retail integration by collaborating with leading pharmacy chains to ensure our drugs can be easily accessed outside of hospital. Furthermore, we plan to enhance medical education

through national and regional workshops, including our Discover HEC (“走進東陽光”) program, to promote our brand image. For details of our Discover HEC program, see “— Sales, Marketing and Distribution.”

Our Distributor Network

We primarily sell our products to third-party offline distributors in the PRC that are GSP certified. For the years ended December 31, 2022, 2023 and 2024, revenue derived from third-party distributors in the PRC amounted to RMB3,722.7 million, RMB6,286.4 million, and RMB3,843.3 million, respectively, representing 99.2%, 99.2% and 95.6% of our revenue generated in the PRC for the respective years. For the years ended December 31, 2022, 2023, and 2024, we also sold RMB9.9 million, RMB6.6 million and RMB5.2 million of our products respectively, directly to pharmacies and other medical institutions representing 0.3%, 0.1% and 0.1%, of our revenue generated in the PRC for the respective years. In general, our third-party distributors are commercial companies who would on-sell our products to hospitals, other medical institutions and pharmacies. All of our third-party distributors are required under PRC laws to obtain pharmaceutical supply permits and GSP certificates. As of December 31, 2024, we had relationships with 610 third-party distributors across the PRC.

The diagram below sets out the number of third-party distributors by regions as of December 31, 2024:



BUSINESS

The table below sets forth the number of the Company's distributors by region during the Track Record Period:

	As of December 31,		
	2022	2023	2024
Shanghai Region	127	144	146
Guangzhou Region	86	94	89
Fuzhou Region	91	95	91
Beijing Region	63	77	89
Xi'an Region	63	80	78
Chengdu Region	81	75	71
Harbin Region	36	39	46
Total	<u>547</u>	<u>604</u>	<u>610</u>

We group our third-party distributors into seven greater sales regions, with staff dedicated to developing relationships with the third-party distributors in each of those regions. Having dedicated staff assigned to specific regions allows us to develop closer relationships with the relevant third-party distributors in that region and also allows us to respond to any changes in the demand for our products in the relevant area.

In addition, we have a distribution network where we sell our products through third-party distributors including general distributors and our Kewei pharmacy distributors. Through the adoption of such distribution network, we believe that we can (i) diversify our sources of income without over-reliance on markets in any region or a particular type of distribution channel, (ii) customize our sales and marketing strategies with respect to different customer types in different regions and distribution channels and (iii) strengthen our presence in markets which allows our products to penetrate markets more quickly and effectively.

We sell our products to distributors who on-sell our products within a specified territory as stipulated in the distributorship agreements. We benefit from our distributors' established distribution channels and local resources to save costs that would otherwise be required to establish and maintain a nationwide logistics network across the PRC on our own, and to increase the effectiveness of launching and selling our products in our target markets within a short period of time.

We select our distributors based on their proven distribution abilities, familiarity with their own target markets, financial strength, credit records and scale of operations. We require all our distributors to possess all licenses and permits necessary for the sales and distribution of pharmaceutical products. We focus on increasing the scale of cooperation and market share of large-scale distributors which allows us to reduce our costs associated with maintaining a larger distribution network, and benefit from better terms of service with such distributors. Such large-scale distributors are typically SOEs and/or listed companies.

BUSINESS

We have two types of distributors, namely (i) general distributors which are mainly responsible for distributing our products to hospitals and other medical institutions and, to a lesser extent, distributing our products other than Kewei to pharmacies in the geographic areas stipulated in the relevant distributorship agreements and (ii) our Kewei pharmacy distributors, which are mainly responsible for marketing and distributing our top-selling product, Kewei, to pharmacies in the PRC.

The table below sets forth a breakdown of our distribution revenue by each type of distributor during the Track Record Period:

	Year ended December 31,					
	2022		2023		2024	
	<i>RMB'000</i>	<i>% of total</i>	<i>RMB'000</i>	<i>% of total</i>	<i>RMB'000</i>	<i>% of total</i>
General Distributors	3,114,039	83.6	4,939,412	78.6	3,278,198	85.3
Kewei Pharmacy Distributors	608,668	16.4	1,347,025	21.4	565,054	14.7
Total	<u>3,722,707</u>	<u>100.0</u>	<u>6,286,437</u>	<u>100.0</u>	<u>3,843,252</u>	<u>100.0</u>

The table below sets forth a breakdown of the number of our distributors by each distributor type during the Track Record Period:

	Year ended December 31,		
	2022	2023	2024
General Distributors ⁽¹⁾	546	600	606
Kewei Pharmacy Distributors ⁽¹⁾⁽²⁾	2	5	6
Total	<u>548</u>	<u>605</u>	<u>612</u>

Notes:

(1) One distributor, one distributor and two distributors are both general distributor and Kewei pharmacy distributor for the years ended December 31, 2022, 2023 and 2024, respectively.

(2) One Kewei pharmacy distributor coordinated the distribution, marketing and promotion of Kewei with the other Kewei pharmacy distributors. Each of the other Kewei pharmacy distributor is either such distributor's subsidiary, associate or business partner.

General Distributors

We generally enter into standard distribution agreements with our general distributors, which set out the rights and obligations of both parties. We primarily govern the conduct of our general distributors through distributorship agreements and we have no ownership or management control over any of our general distributors, and they operate independently from our Group. We consider our general distributors to be our direct customers, primarily because (i) these distributors generally purchase our products on a purchase order basis, and we have established a simple “buyer-seller” relationship with them and (ii) the title and risks of damage of such products are generally passed to the general distributors upon the delivery of our products to their designated locations and their acceptance of such products, upon which we also recognize income generated from such sales as revenue. For further details about our revenue recognition policies, see “Financial Information — Critical Accounting Policies and Estimates — Revenue and Other Income” and Note 2(w) to the Accountants’ Report as set out in Appendix I to this Listing Document.

We did not enter into tripartite agreements among us, our general distributors and end customers for the sale of our products, nor did we transact directly with any sub-distributors during the Track Record Period.

Kewei Pharmacy Distributors

We enter into distribution arrangements with pharmacy distributors that market, promote and distribute our top-selling product, Kewei, to pharmacies in the PRC. By contracting with our Kewei pharmacy distributors, we are able to leverage market demand, create greater accessibility to anti-infective drugs for individual customers and deepen our penetration of the markets in which we operate. This in turn further enhances our brand awareness and contributes to our sales of Kewei. Similar to our general distributors, we have a “seller-buyer” relationship with our Kewei pharmacy distributors.

Our distributors are not allowed to deviate from the fixed selling price or offer discounts or promotions without our prior approval. Our general distributors are granted the distributorship of specified certain types of products in their designated distribution areas generally on a non-exclusive basis while our Kewei pharmacy distributors are granted the distributorship on an exclusive basis.

We typically set quarterly and annual sales targets for our Kewei pharmacy distributors and offer discounts to Kewei pharmacy distributors should they achieve the sales targets. The purpose is to incentivize Kewei pharmacy distributors to increase the sales of Kewei through pharmacy sales channel to improve market penetration of our Kewei products. We typically do not impose minimum purchase amounts or sales targets on our general distributors as the general distributors are mainly responsible for distributing our products to hospitals and other medical institutions and they generally do not provide marketing and promotion service for our drugs.

BUSINESS

According to the Kewei pharmacy distribution agreement, in the case where Kewei granule is not included in the national VBP scheme, the sales target for Kewei pharmacy distributor is 25%, 28% and 30% of the aggregate sales amount of Kewei in 2023, 2024 and 2025, respectively. In the case where Kewei granule is included in the national VBP scheme, the sales target for Kewei pharmacy distributor will be increase to 30%, 36% and 38% of the aggregate sales amount of Kewei in 2023, 2024 and 2025, respectively. We impose sales target on our Kewei pharmacy distributors, which is the result of negotiation between us and our Kewei pharmacy distributors. Such sales target is not mandatory in nature, and failure to meet the target does not constitute a ground for automatic termination of distributorship. However, if a Kewei pharmacy distributor repeatedly fails to hit its target, we reserve the right to terminate our cooperation with such distributor, and we would take such underperformance into consideration when it comes to distributorship renewal.

According to the Kewei pharmacy distribution agreement, if Kewei pharmacy distributors meet their quarterly and annual sales target, we will offer a sales rebate of 2% and 3%, respectively. In addition to the rebate provided in connection with the quarterly and annual sales target, we also provide sales rebate to our distributors which provide marketing and promotion service for our products. The distributors may subsequently offset such rebate amount against their trade payables to us. During the Track Record Period, the amount of total sales rebate offered was RMB913.8 million, RMB885.4 million and RMB541.2 million, representing a rebate of 19.7%, 12.3% and 12.3% of our gross sales amount for 2022, 2023 and 2024, respectively. During the Track Record Period, the amount of sales rebate offered in connection with our distributors' marketing and promotion services was RMB879.2 million, RMB816.5 million and RMB536.7 million, representing a rebate of 19.0%, 11.4% and 12.2% of our gross sales amount received from Kewei pharmacy distributors, for 2022, 2023 and 2024, respectively. According to Frost & Sullivan, such sales rebate terms are in general consistent with industry norm. We recognize revenue from the sales to distributors after taking into account the adjustment to transaction price arising from the above-mentioned sales rebates. Please see "Financial Information — Critical Accounting Policies and Estimates — Revenue and Other Income" for details.

BUSINESS

Key Arrangements with our General Distributors and Kewei Pharmacy Distributors

Set forth below is a summary of key arrangements with our general distributors and Kewei pharmacy distributors during the Track Record Period.

	<u>General Distributors</u>	<u>Kewei Pharmacy Distributors</u>
Duration	One year	One to three years
Geographic location or other exclusivity	General distributors are generally prohibited from marketing and selling our products and services outside their designated geographic area.	Our Kewei pharmacy distributors are only allowed to sell our Kewei products within the PRC to pharmacies and not to hospitals or medical institutions.
Drugs	All drugs to hospitals, medical institutions and pharmacies except distribution of Kewei to pharmacies in the PRC.	Mainly Kewei to pharmacies in the PRC.
Sub-distributors	Distributor is permitted to fulfill its distributorship obligations through its affiliates and may engage sub-distributors subject to the terms in the distribution agreement. We do not have any direct contractual relationships with sub-distributors, and we do not enter into tripartite distribution agreements among us, our distributors and any sub-distributors. Accordingly, we have no direct control over any sub-distributors.	
Pricing policies.	Our selling prices to our general distributors are fixed during the term of the distribution agreements. We generally require our general distributors to sell our products at (i) the successful bid prices with respect to products included in the VBP schemes, and (ii) prices approved by local government authorities and displayed on their websites with respect to other products.	Our selling prices to our Kewei pharmacy distributors are fixed during the term of the distribution agreement. In the event of a retail price change as a result of market, regulatory or policy changes, we and our Kewei pharmacy distributors may negotiate price adjustments accordingly.

BUSINESS

	<u>General Distributors</u>	<u>Kewei Pharmacy Distributors</u>
Product return and exchange	We generally do not accept product returns or exchanges upon delivery of our products, except for quality defects where we may arrange for product returns or exchanges upon receipt of our distributors' requests, and this is in line with industry practice.	
Minimum purchase amounts or sales target	We typically do not impose minimum purchase amounts or sales targets on our general distributors.	We typically impose minimum purchase amounts on our Kewei pharmacy distributors. We typically set quarterly and annual sales targets for our Kewei pharmacy distributors and offer sales rebates to our Kewei pharmacy distributors should they achieve the sales targets. If a Kewei pharmacy distributor failed to achieve minimum purchase amounts or sales targets, we will not offer them such sales rebates.
Payment and credit term	We generally provide our general distributors a fixed credit term of up to 90 days and accept payment through wire transfer.	We generally provide our Kewei pharmacy distributors a credit term of 30 to 90 days. We generally allow our Kewei pharmacy distributors to make payment through wire transfer.
Confidentiality	Our general distributors are generally required to keep confidential any confidential information relating to our business, products and customers.	Our Kewei pharmacy distributors are required to keep confidential any confidential information relating to our product sales, pricing policies and market strategies.
Termination	We have the right to terminate the agreement if our general distributors breach the terms and conditions contained therein.	We have the right to terminate the agreement if our Kewei pharmacy distributors breach the terms and conditions contained therein.

BUSINESS

With respect to our majority of distribution agreements, we have the right to terminate our relationship with distributors for various reasons, including: (i) if a third-party distributor fails to generate sufficient business, (ii) if we believe that the relevant third-party distributor does not have a sufficiently close or sustained relationship with the hospitals, doctors, or other healthcare institutions we intend to target, (iii) if we determine that other distributors more effectively cover the target hospitals, doctors, and other healthcare institutions, (iv) if the relevant third-party distributor fails to maintain its universal certification, (v) if the relevant third-party distributor has been acquired or merged with another existing third-party distributor or (vi) if we believe that the relevant third-party distributor does not have sufficient financial capacity to fulfill the obligations under relevant sales orders.

As of the Latest Practicable Date, our Directors confirm that we (i) had not been deemed to have violated any national and/or local regulations, rules or policies in relation to the two-invoice system, (ii) had not been subject to any administrative fines or penalties by the competent authorities in relation to the two-invoice system, and (iii) had not received any warning or notice from any competent authorities in relation to the compliance with the two-invoice system.

The two-invoice system in China generally requires a manufacturer to issue only one invoice to its distributor followed by the distributor issuing a second invoice directly to the end customer public hospital. Only one distributor is permitted to distribute drug products between the manufacturer and the public hospital. Public hospitals are required to adopt the two-invoice system. Private medical institutions or pharmacies are not required to adopt the two-invoice system.

To ensure our distributors comply with the two-invoice system, we (i) specifically require our distributors to comply with relevant laws and regulations relating to the two-invoice system in the distribution agreements; (ii) communicates closely with our distributors to ensure that there are no unauthorized sales to any third party in such provinces; (iii) conducts regular review on our distributor's performance of their contractual obligations and their business operations; (iv) for our general distributors, we reviews their inventory data for material drugs at least twice a week and their sales data at least once every month which enables us to (a) grasp the general distributors' inventory level in a timely manner and (b) identify where our general distributors sell the our products and identify any sales which violates two-invoice system. For our Kewei pharmacy distributors, we engage them to distribute, market and promote our Kewei products to pharmacies which is not subject to the requirement of the two-invoice system. During the Track Record Period and up to the Latest Practicable Date, we did not identify any failure by our distributors to comply with the two-invoice system during the process of distributing our drugs which may have a material impact on our business.

As advised by our PRC Legal Advisor, according to the Notice of Publishing Opinions on Implementing Two-invoice System in Drug Procurement Among Public Medical Institutions (For Trial Implementation) (the "Two-invoice System Notice", 《印發<關於在公立醫療機構藥品採購中推行“兩票制”的實施意見(試行)>的通知》) which was issued on December 26, 2016, the pharmaceutical manufacturers and pharmaceutical distributors who fail to comply with the

BUSINESS

requirements of the “two-invoice system”, may lose their qualification to participate in the bidding and procurement process of public hospitals as well as to win bids and distribute drugs to public hospitals. In addition, the relevant pharmaceutical manufacturers and pharmaceutical distributors will also have a bad record on its activities relating to drug sales. We have not terminated the cooperation with any of our distributors as a result of any non-compliance with the laws and regulations relating to the two-invoice system during the Track Record Period.

Number of Distributors

The table below sets forth the number of third-party distributors in our network in 2022, 2023 and 2024.

	<u>2022</u>	<u>2023</u>	<u>2024</u>
Number of third-party distributors at the beginning of the period	517	547	604
New third-party distributors during the period ⁽¹⁾	165	180	103
Termination of existing third-party distributors during the period ⁽²⁾	135	123	97
Net increase (decrease)	<u>30</u>	<u>57</u>	<u>6</u>
Number of third-party distributors at the end of the period	<u>547</u>	<u>604</u>	<u>610</u>

Notes:

- (1) New third-party distributors refer to third-party distributors who (i) had at least one transaction with us in the relevant period and (ii) did not have any transactions with us in the immediately preceding financial year.
- (2) Terminated third-party distributors refer to third-party distributors who (i) did not have any transaction with us in the relevant period and (ii) had at least one transaction with us in the immediately preceding financial year.

We focus on increasing the scale of cooperation and market share with large-scale distributors which allows us to reduce our costs associated with maintaining a larger distribution network, and benefit from better terms of service with such distributors. Such strategy allows us to reallocate our sales and marketing resources for other sales and marketing activities, such as further developing our educational promotion activities.

During the Track Record Period, in order to increase our coverage and penetration of hospitals, pharmacies and other medical institutions, we added new distributors to our distribution network. Conversely, we also terminated distributors for reasons such as subpar performance or small amounts purchased from us on an infrequent basis, which is in line with an industry consolidation trend among distributors. We can terminate our third-party distributors should we deem necessary because we generally do not enter into long term distribution agreements with our third-party general distributors. We believe that in the long

term, we should focus on maintaining distribution relationships with those distributors that have a proven track record in the PRC pharmaceutical industry and are considered to be leaders within their respective regions in the PRC.

We consider our distributors to be our direct customers. We have a simple “buyer-seller” relationship with them and the title and risks of damage of such products are generally passed to the distributors upon the delivery of our products to their designated locations and their acceptance of such products. There is no obligation for us to buy back unsold inventories.

To the best knowledge of the Directors, none of our third-party distributors are owned or controlled by the former or current employees of our Group, and all of our third-party distributors are Independent Third Parties. We believe that the use of third-party distribution model for the sale of our products is a customary model for pharmaceutical manufacturers in the PRC and it also allows us to maintain a sufficient coverage of hospitals, pharmacies and other medical institutions for the sale of our products across the PRC. We do not have any arrangements with our distributors that allow our distributors to use the “*HEC*” brand name or otherwise trade in the name of the Company. None of our third-party distributors has received any material advance or financial assistance from us during the Track Record Period.

Measures to Manage Cannibalization and Channel Stuffing

As mentioned above, we have in place a strategy of optimizing the number of our third-party distributors in order to strengthen our distribution network. By optimizing the number of third-party general distributors in our network, we minimize the risk of cannibalization. In addition, we will continue to monitor the performance of our third-party distributors on an annual basis, and since we generally do not enter into long term distribution agreements with our third-party general distributors, we can terminate our relationship with any third-party general distributors based on our assessment results of our third-party general distributors and our business needs. In this way, we have the ability to manage and minimize the risk of cannibalization by removing distributors from our distribution network. Furthermore, pursuant to the distribution agreements entered into with our third-party distributors, we generally require our third-party distributors to sell only in their designated areas, which will help reduce cannibalization. As part of our strategy of strengthening and optimizing our distribution network, when we consider whether to terminate a relationship with a distributor, one of the factors that we consider is whether the relevant hospitals and other medical institutions are more effectively covered by another third-party distributor.

As far as we are aware, there were no incidents of distributors selling products outside the designated regions which had materially impacted on our business during the Track Record Period.

We have implemented the following policies and measures to help ensure that our sales to distributors reflect genuine market demand and mitigate the risk of channel stuffing in the distribution channels. We generally grant our distributors credit terms of less than 90 days. We believe that the short credit term requires our distributors to effectively manage their

commercial inventory and ensure that procurements are made based on actual demand. In addition, we require our distributors to provide us access to their sales data for our products. In general, we review sales and inventory data of our distributors on a regular basis to enable us to make periodic assessments of actual market demand for our products and analyze the inventory levels of our distributors. We actively adjust our sales strategy and product coverage of each distributor based on market demand and each distributor's capacity.

Our average trade and bills receivables turnover days in 2024 increased to 164.8 days from 77.6 days in 2023 primarily due to a reduction in seasonal flu outbreaks in 2024, which led to a decline in sales of our major distributors and consequently slowed our payment collection from these distributors. In 2024, our major distributors increased the purchases of Kewei (oseltamivir phosphate) based on metrics such as regional population data and projected pandemic scale to ensure sufficient drug supply amid uncertainties around the timing and severity of potential outbreaks. Such increased purchases were prompted by such distributors' estimates on how much Kewei (oseltamivir phosphate) they need in order to meet their customers' demand. However, the actual severity and duration of the flu season were lower than anticipated, resulting in inventory levels exceeding actual market demand. This led to slower inventory turnover for our distributors, which in turn extended our receivables collection period. We continued to communicate with our distributors to monitor their sales data for our products and to make periodic assessments of actual market demand for our products. We believe our measures to control channel stuffing is effective, as we believe the slower inventory turnover for our distributors in 2024 was caused by the unexpected lower flu incidence in 2024 and the increased purchase of Kewei by our distributors in 2024 reflected their genuine business judgment made in 2024 that similar to the flu incidence in 2023, the flu incidence in 2024 should continue to be high. In view of the challenging market conditions in 2024, we strategically opted to temporarily extend the credit terms for some of our distributors after good-faith negotiations, with the aim of supporting their liquidity needs. With more incidence of seasonal flu and accelerated sales of Kewei in early 2025, we expect the distributors to speed up their payment to us. We believe the trade and bills receivables turnover days will stabilize when the impact caused by the delay of outbreak of flu season wanes. In addition, as we usually grant our distributors a relatively short credit term of 90 days and we usually do not accept any return of goods from our distributors, we believe the channel staffing risk is relatively low. As of April 30, 2025, 53.8% of our trade and bills receivables have been settled as of December 31, 2024.

Anti-corruption and Anti-bribery Measures

Our distributors are generally subject to anti-corruption and anti-bribery obligations pursuant to the terms of the distribution agreements, under which our distributors (i) are required to comply with PRC laws and regulations, including anti-corruption and anti-bribery laws and regulations; (ii) are required to notify us immediately if any of our employee asks such distributors to grant him any form of improper benefit; (iii) are prohibited from granting any loans to our employees without our written authorization; and (iv) are prohibited from

granting any forms of interests to our employee in exchange for any commercial interest. If any distributors fail to comply with the terms of the distribution agreements, we will terminate cooperation and take legal actions against such distributors.

Sales Outside the PRC

During the years ended December 31, 2022, 2023 and 2024, our total sales to customers outside the PRC conducted mainly through pharmaceutical companies and to a lesser extent, through our own overseas branches, amounted to RMB60.4 million, RMB49.7 million, and RMB138.4 million, respectively, representing 1.6%, 0.8%, and 3.4% of our revenue for the respective years. During the Track Record Period, our overseas sales were conducted through both direct sales and distributors.

During the Track Record Period, we sold our products in the United States, Germany, and the United Kingdom and the majority of our overseas revenue was generated through the sales of (i) Azithromycin and Clarithromycin Tablets in the United States, (ii) Azithromycin, Entacapone and Moxifloxacin Tablets in Germany, (iii) revenue from overseas R&D collaboration projects, and (iv) Clarithromycin Tablets in the United Kingdom. In addition, with respect to certain of our products including Clarithromycin, Entacapone and Azithromycin Tablets, we conduct our sales outside the PRC through our own overseas branches. As of December 31, 2024, we have a total of eight overseas branches in the United States, Germany, Japan, South Korea, Australia, Indonesia, the United Kingdom and Singapore.

In European market, we use our own sales channel to sell our products by using the strategy of promoting our own in-house brand, “HEC.” Through such marketing approach, we seek to enhance our market presence and brand recognition, thereby supporting our long-term product recognition and revenue growth. In other international markets, we primarily adopt a partnership-driven strategy by leveraging the local market expertise of our partners. By cooperating with reputable and experienced regional partners, we aim to accelerate market entry and optimize the commercial potential of our products.

Our Major Customers

In each year during the Track Record Period, our five largest customers in each of such year mainly included pharmaceutical companies who are our third-party distributors. Revenue from our five largest customers in each of the years ended December 31, 2022, 2023 and 2024 amounted to RMB2,504.0 million, RMB4,176.6 million and RMB2,514.4 million, respectively, which accounted for 65.7%, 65.4% and 62.6% of our total revenue for the respective years, respectively. None of our five largest customers in each year during the Track Record Period are also our suppliers and vice versa. Revenue generated from sales to our largest customer in each year during the Track Record Period were RMB993.9 million, RMB1,469.3 million and RMB1,010.0 million, respectively, representing 26.1%, 23.0% and 25.1% of our revenue for the respective years.

BUSINESS

To the best knowledge of the Directors, all of our five largest customers in each year during the Track Record Period were Independent Third Parties and none of our directors, their close associates or any Shareholder (which to the knowledge of the Directors that owns more than 5% of our Shares) are interested in our five largest customers in each year during the Track Record Period.

The tables below set out the details of our five largest customers in each year during the Track Record Period.

For the year ended December 31, 2022:

Ranking	Customer	Major products supplied by us	Credit terms granted and settlement information	Revenue amount (RMB'000)	% of total revenue (%)	Length of business relationship	Background and principal business
1	Sinopharm Group Co., Ltd. (國藥控股股份有限公司)	Pharmaceuticals	Within 90 days, by wire transfer	993,903	26.1	More than five years	A public pharmaceutical company based in the PRC and listed on the Hong Kong Stock Exchange principally engaged in the distribution of pharmaceutical products and medical devices, with approximately 113,100 employees.
2	Jointown Pharmaceutical Group Co., Ltd. (九州通醫藥集團股份有限公司)	Pharmaceuticals	Within 30 days, by wire transfer	781,121	20.5	More than five years	A public pharmaceutical company based in the PRC and listed on the Shanghai Stock Exchange principally engaged in the wholesale, logistics and distribution through retail and e-commerce, of western and traditional Chinese medicine and medical devices, with approximately 32,000 employees.

BUSINESS

Ranking	Customer	Major products supplied by us	Credit terms granted and settlement information	Revenue amount (RMB'000)	% of total revenue (%)	Length of business relationship	Background and principal business
3	Customer A	Pharmaceuticals	Within 60 days, by wire transfer	444,849	11.7	More than five years	A pharmaceutical company, part of a listed group, in the PRC and listed on the Hong Kong Stock Exchange principally engaged in the R&D, manufacturing, distribution and retail of medicine and nutraceutical products, with approximately 28,000 employees.
4	Customer C	Pharmaceuticals	Within 60 days, by wire transfer	161,307	4.2	More than five years	A public pharmaceutical company based in the PRC and listed on the Shanghai Stock Exchange and the Hong Kong Stock Exchange principally engaged in the R&D, manufacturing, distribution and retail of western and traditional Chinese medicine, with approximately 26,000 employees.
5	Luyan Pharma Co., Ltd. (鸞燕醫藥股份有限公司)	Pharmaceuticals	Prepayment/ payment upon delivery	122,866	3.2	More than five years	A public pharmaceutical company based in the PRC and listed on the Shenzhen Stock Exchange principally engaged in the distribution and retail of western and traditional Chinese medicine, medical devices and vaccines, with approximately 5,200 employees.
Total				2,504,046	65.7		

BUSINESS

For the year ended December 31, 2023:

Ranking	Customer	Major products supplied by us	Credit terms granted and settlement information	Revenue amount (RMB'000)	% of total revenue (%)	Length of business relationship	Background and principal business
1	Jointown Pharmaceutical Group Co., Ltd. (九州通醫藥集團股份有限公司)	Pharmaceuticals	Within 30 days, by wire transfer	1,469,312	23.0	More than five years	A public pharmaceutical company based in the PRC and listed on the Shanghai Stock Exchange principally engaged in the wholesale, logistics and distribution through retail and e-commerce, of western and traditional Chinese medicine and medical devices, with approximately 32,000 employees.
2	Sinopharm Group Co., Ltd. (國藥控股股份有限公司)	Pharmaceuticals	Within 90 days, by wire transfer	1,438,911	22.5	More than five years	A public pharmaceutical company based in the PRC and listed on the Hong Kong Stock Exchange principally engaged in the distribution of pharmaceutical products and medical devices, with approximately 113,100 employees.
3	Customer A	Pharmaceuticals	Within 60 days, by wire transfer	840,316	13.2	More than five years	A pharmaceutical company, as part of a listed group, in the PRC and listed on the Hong Kong Stock Exchange principally engaged in the R&D, manufacturing, distribution and retail of medicine and nutraceutical products, with approximately 28,000 employees.

BUSINESS

Ranking	Customer	Major products supplied by us	Credit terms granted and settlement information	Revenue amount (RMB'000)	% of total revenue (%)	Length of business relationship	Background and principal business
4	Customer C	Pharmaceuticals	Within 60 days, by wire transfer	236,906	3.7	More than five years	A public pharmaceutical company based in the PRC and listed on the Shanghai Stock Exchange and the Hong Kong Stock Exchange principally engaged in the R&D, manufacturing, distribution and retail of western and traditional Chinese medicine, with approximately 26,000 employees.
5	C.Q. Pharmaceutical Holding Co Ltd (重藥控股股份有限公司)	Pharmaceuticals	Within 90 days, by wire transfer	191,159	3.0	More than five years	A public pharmaceutical company based in the PRC and listed on the Shenzhen Stock Exchange principally engaged in the wholesale and retail of biopharmaceuticals, traditional Chinese medicine, medical devices, health products and cosmetics, with approximately 14,000 employees.
Total				4,176,604	65.4		

BUSINESS

For the year ended December 31, 2024:

Ranking	Customer	Major products supplied by us	Credit terms granted and settlement information	Revenue amount	% of total revenue	Length of business relationship	Background and principal business
				(RMB'000)	(%)		
1	Sinopharm Group Co., Ltd. (國藥控股股份有 限公司)	Pharmaceuticals	Within 90 days, by wire transfer	1,010,048	25.1	More than five years	A public pharmaceutical company based in the PRC and listed on the Hong Kong Stock Exchange principally engaged in the distribution of pharmaceutical products and medical devices, with approximately 113,100 employees.
2	Jointown Pharmaceutical Group Co., Ltd. (九州 通醫藥集團股份有限公 司)	Pharmaceuticals	Within 30 days, by wire transfer	532,239,727	13.2	More than five years	A public pharmaceutical company based in the PRC and listed on the Shanghai Stock Exchange principally engaged in the wholesale, logistics and distribution through retail and e-commerce, of western and traditional Chinese medicine and medical devices, with approximately 32,000 employees.

BUSINESS

Ranking	Customer	Major products supplied by us	Credit terms granted and settlement information	Revenue amount	% of total revenue	Length of business relationship	Background and principal business
				(RMB'000)	(%)		
3	Customer A	Pharmaceuticals	Within 60 days, by wire transfer	437,469	10.9	More than five years	A pharmaceutical company, part of a listed group, in the PRC and listed on the Hong Kong Stock Exchange principally engaged in the R&D, manufacturing, distribution and retail of medicine and nutraceutical products, with approximately 28,000 employees.
4	Jiangxi Yingjiang Pharmaceutical Co., Ltd. (江西鷹江醫藥有 限公司)	Pharmaceuticals	Within 90 days, by wire transfer	392,328	9.8	Three years	A pharmaceutical company in the PRC principally engaged in drug wholesale, drug import and export, third-class medical device operations, medical device internet information services, and drug internet information services, with approximately 200 employees.
5	Customer C	Pharmaceuticals	Within 60 days, by wire transfer	142,333	3.5	More than five years	A public pharmaceutical company based in the PRC and listed on the Shanghai Stock Exchange and the Hong Kong Stock Exchange principally engaged in the R&D, manufacturing, distribution and retail of western and traditional Chinese medicine, with approximately 26,000 employees.
Total				2,514,417	62.6		

Product Pricing

The PRC government regulates the prices at which pharmaceutical manufacturers sell drugs to public hospitals mainly through VBP schemes. All drugs used by public hospitals must be procured via the centralized drug procurement platforms or the public procurement platforms established by provincial-level healthcare security administrations (collectively, the “government’s platforms”). A pharmaceutical manufacturer is required to declare its products on the government’s platforms before such products are allowed to be sold to public hospitals. For the drugs that win the bids during the centralized tender process and are included in the VBP schemes, their bidding prices are displayed on the government’s platforms. As for the other non-centralized procured drugs or drugs which are not included in the VBP schemes, the drug prices on the government’s platforms are those declared by the relevant pharmaceutical manufacturers and officially vetted by the relevant authority, with such prices being subject to routine monitoring by the provincial healthcare security administration. Please see “Regulatory Environment — Principal Regulatory Provisions — Laws and Regulations on Drug Supply” for more details on the VBP schemes and drug price regulation in the PRC.

Our Kewei granules are included in the provincial VBP schemes, and our Yangjiantai capsules are included in the national VBP schemes. Kewei granules and Yangjiantai capsules are required to declare their bidding prices on the government’s platforms, and they are sold to public hospitals at such prices. Our Kewei capsules (10 capsules per pack) has not been included in any national or provincial VBP schemes. Like many other drugs, Kewei capsules must comply with the government’s platforms pricing policies in order for public hospitals to purchase it through such government’s platforms.

Pursuant to our product pricing policy, we monitor the relevant product market and set our prices by reference to the latest market price for such products. This includes monitoring whether prices have increased or decreased at the retail level and whether there are any substantial increase or decrease to the demand for products in the therapeutic areas that we operate in. During the Track Record Period, we determined our selling price based on a number of factors, including: (i) the successful bid prices for products included in the VBP schemes, (ii) the retail price of similar pharmaceutical products available in the market, (iii) our costs of production, (iv) our gross margins, and (v) our estimate of the margins of our third-party distributors.

Returned Products Policy

If we receive any requests for product return, in accordance with our policy on returned products, we would first communicate with the relevant customer to determine the reason for returning the product (for example, to determine whether it related to the quality or quantity of our product). We would then review the relevant products to verify the validity of the relevant customer’s claim. Pursuant to our policy, all returned products cannot be repackaged unless we have verified that the relevant product has not been damaged or is not otherwise defective. Any damaged or defective products will be destroyed.

BUSINESS

If, following review of the returned product, we do not consider the relevant customer's claim to be valid, we will liaise with the relevant customer accordingly. If there is a risk of dispute or legal proceedings with a customer, the issue will be elevated to senior management. During the Track Record Period, we did not experience any returned products of a material nature, did not instigate any general recalls of our products and were not involved in any material disputes or legal proceedings with our customers.

As mentioned above, we have a “buyer-seller” relationship with our distributors. Therefore, we generally do not accept returned products from our distributors due to the distributor not being able to on-sell our products to its customers, except in exceptional circumstances based on our discretion.

For the three years ended December 31, 2022, 2023 and 2024, goods returned to us from our customers with the revenue amounted to RMB0.8 million, RMB3,326.6 and RMB0.3 million, respectively.

Customer Complaint Policy

We have implemented a standardized complaint management system to ensure accountability, regulatory compliance and the protection of stakeholder interests. The quality department holds overall responsibility for overseeing all customer complaints, reflecting our commitment to operational integrity and consumer welfare. A designated complaint officer ensures the systematic receipt, documentation, and escalation of complaints in accordance with established protocols. Complaints received by the sales department are promptly forwarded to the complaint officer for formal registration and categorization.

Investigations into complaints are conducted under the supervision of the complaint officer, with investigative plans subject to review by the quality department director or deputy quality department manager to confirm alignment with regulatory and procedural requirements. Product disposition measures arising from complaints are determined by the quality department director or deputy quality department manager, followed by stringent approval from the quality authorized person. The complaint officer monitors the execution of such measures to ensure timely resolution and compliance.

MANUFACTURING

We have obtained GMP certification from China, the United States and Europe for the production of our current drugs. Our Songshan Lake base has obtained GMP certifications from the United States, the European Union and China, including recently passing EU GMP audit conducted by National Office for Health and Social Affairs of Germany in November 2023, GMP inspection by the U.S. FDA in March 2024, and a GMP compliance check by the Guangdong Provincial Drug Administration in January 2025. Our Yidu production base obtained PRC GMP certification, and recently passed the inspection conducted by the U.S. FDA in May 2024. A summary of our certifications are set out in “— Permits, Licenses and Certifications”. During the Track Record Period and up to the Latest Practicable Date, we obtained production licenses for all of our production facilities, GMP certifications for all of our workshops and production lines used for the production of our existing drugs, and production permits for each of our drugs and APIs manufactured in-house.

Manufacturing Team

We have separate manufacturing teams for each of Songshan Lake Factory and Yidu Factory, which are led by our Deputy General Manager, Mr. Zhang Zhiyong (張志勇), who has 21 years of experience in the biopharmaceutical industry and Mr. Wang Danjin (王丹津), who has 32 years of experience in the biopharmaceutical industry, respectively. As of the Latest Practicable Date, we had a total of approximately 2,371 manufacturing personnel, with 373 manufacturing personnel and 1,998 manufacturing personnel at the Songshan Lake Factory and Yidu Factory, respectively. We will provide training to our manufacturing personnel to ensure that they possess the skill sets and techniques required in the relevant production process, and comply with our quality control requirements, as well as applicable laws and regulations.

Production Facilities

Our production base are located in Dongguan, Guangdong province, and Yidu, Hubei province, China. We currently have four production facilities for the manufacturing of our drugs, including one in Dongguan base and three in Yidu base (which also has API workshops). As of the Latest Practicable Date, our production facilities had a total GFA of approximately 301,160 square meters across 16 main production workshops, certain of which were still under construction. As of the Latest Practicable Date, we did not outsource any manufacture process to external parties and we intended to further develop and rely on our own manufacturing capabilities.

We own all of our production facilities and production lines in our production workshops. We have obtained all necessary governmental approvals, permits and licences, including GMP certifications for all of our production workshops and production lines in respect of the products that we currently produce. We also conduct regular inspection, repairs and maintenance to ensure that we comply with the GMP and relevant regulations.

Please see “— Land and Properties” for further information regarding our properties.

The table below sets out a summary of our production facilities.

Production Facility	Production Line
Songshan Lake Factory (GFA: 21,298 square meters)	Oral solid dosage form (tablets and capsules)
Yidu Factory No. 1 (GFA: 29,621 square meters)	Oral solid dosage form (tablets, capsules and granules) Freeze-drying powder for injection
Yidu Factory No. 2 (GFA: 18,299 square meters)	APIs
Yidu Factory No. 3 (GFA: 231,942 square meters)	Oral solid dosage form (tablets, capsules and granules) Injections APIs
Total GFA: 301,160 square meters	

BUSINESS

Songshan Lake Factory

Our Songshan Lake Factory is located at No. 1 Gongye North Road, Songshan Lake Park, Dongguan City, Guangdong, China (中國廣東省東莞市松山湖園區工業北路1號). Our Songshan Factory mainly produces (i) commercialized drugs such as Esomeprazole Magnesium Enteric-Coated Capsules, Olmesartan Medoxomil Tablets, Rivaroxaban Tablets and Moxifloxacin Hydrochloride Tablets and (ii) drugs for our pre-clinical studies and clinical trials such as Yinfenidone Hydrochloride Tablets.

The following table is a summary of Songshan Lake facility's production capacity, production volume and utilization rates by production line during the Track Record Period.

Product	Unit	2022			2023			2024		
		Designed production capacity ⁽¹⁾	Actual production volume	Utilization rate ⁽²⁾	Designed production capacity ⁽¹⁾	Actual production volume	Utilization rate ⁽²⁾	Designed production capacity ⁽¹⁾	Actual production volume	Utilization rate ⁽²⁾
				(%)			(%)			(%)
Tablets	100,000 pills	15,000	4,400	29.3	15,000	6,700	44.7	15,000	10,000	66.7
Capsules . . .	100,000 pieces	3,500	1,200	34.3	3,500	1,100	31.4	3,500	2,400	68.6

Notes:

- (1) Designed production capacity for a production line is calculated based on 16 working hours per day and 280 effective production days per year with no material breakdown of facilities.
- (2) Utilization rate is calculated by dividing the actual production volume by the designed production capacity. The fluctuations in our utilization rates generally reflect the fluctuations in our production volumes in line with the level of market demand for the corresponding products. We recorded relatively lower utilization rates in 2021 owing to adverse market conditions as a result of the pandemic. The increased production utilization rate was primarily attributable to our successful bids for multiple products in the VBP schemes from 2022 to 2024, which led to increased demand for our products. Our increased production was further supported by the gradual growth of our new retail channels, which resulted in further demand for our products.

As of the Latest Practicable Date, we had a biologics production facility within our Songshan Lake Factory that was still under construction. We expect construction to be completed in 2026 and in compliance with international GMP standards, upon which the facility will have two biologics production lines and manufacture primarily Insulin Degludec and GLP-1 biologics including liraglutide and dulaglutide. We expect the facility to have an annual production capacity of 400kg of freeze-dried powder, 50kg of raw solution and 40 million vials of injection pens.

BUSINESS

Yidu Factory No. 1

Our Yidu Factory No. 1 is located at No. 38 Binjiang Road, Yidu, Hubei province, the PRC (中國湖北宜都市濱江路38號). and is our primary production facility and currently produces parts of our oral dosage form (tablets, capsules and granules) and freeze-dried powder for injections, which primarily includes Kewei (Oseltamivir Phosphate Capsules and Granules), Benzbromarone Tablets, Telmisartan Tablets, Azithromycin Capsules and Emitasvir Phosphate Capsules.

The table below is a summary of Yidu Factory No. 1's production capacity, production volume and utilization rates by production line during the Track Record Period.

Product	Unit	2022			2023			2024		
		Designed production capacity ⁽¹⁾	Actual production volume	Utilization rate ⁽²⁾	Designed production capacity ⁽¹⁾	Actual production volume	Utilization rate ⁽²⁾	Designed production capacity ⁽¹⁾	Actual production volume	Utilization rate ⁽²⁾
				(%)			(%)			(%)
Tablets ⁽⁴⁾ . . .	100,000 tablets	10,000	3,133	31.3	10,000	2,036	20.4	10,000	2,726	27.3
Granules ⁽⁴⁾ . .	100,000 packets	5,000	1,269	25.4	6,000	5,866	97.8	6,000	3,239	54.0
Capsules ⁽⁴⁾ . .	100,000 pieces	10,000	293	2.9	10,000	442	4.4	10,000	429	4.3
Freeze-dried powder for injection ⁽⁵⁾ .	100,000 vials	45	3.0	6.7	45	N/A	N/A	45	1.3	2.9

Notes:

- (1) Designed production capacity for a production line is calculated based on 16 working hours per day and 280 effective production days per year with no material breakdown of facilities.
- (2) Utilization rate is calculated by dividing the actual production volume by the designed production capacity. The fluctuations in our utilization rates generally reflect the fluctuations in our production volumes in line with the level of market demand for the corresponding products. The decreased utilization rate for tablets production in 2023 primarily reflects the production adjustment in 2023 where some of the tablets production was moved to Yidu Factory No. 3. The granules production utilization rate reflected the changing market conditions. Its lower utilization rate in 2022 was attributed to decreased production and sales during the pandemic. The utilization rate for our granules production significantly increased in 2023 with the easing of restrictions and an influenza outbreak. Consequently, production has been increased to meet the market demand for top-selling product Kewei (oseltamivir phosphate). However, in 2024, as the influenza epidemic subsided, the rate decreased due to lower production and sales volumes.
- (3) We have two production lines which can be modified to produce tablets, granules or capsules. For the purposes of determining designed production capacity, we have assumed that: (a) production line 1 is used entirely for the production of tablets (280 effective production days per year at 16 working hours per day); and (b) production line 2 is split as to 160 effective production days per year for the production of granules and 120 effective production days per year for the production of capsules (with each effective production day at 16 working hours per day).
- (4) In 2023, we terminated production of freeze-dried powder for injection in Yidu Factory No. 1.

BUSINESS

Yidu Factory No. 2

Our Yidu Factory No. 2 is located at No. 62 Binjiang Road, Yidu, Hubei province, the PRC (中國湖北宜都市濱江路62號) and is our primary production facility for APIs. Yidu Factory No. 2 mainly produces APIs including oseltamivir phosphate, benzbromarone, fudosteine, olmesartan medoxomil, emitasvir phosphate, esomeprazole magnesium, salt duloxetine acid, etc.

The table below is a summary of Yidu Factory No. 2's production capacity, production volume and utilization rates by production line during the Track Record Period.

Product	Unit	2022			2023			2024		
		Designed production capacity ⁽¹⁾	Actual production volume	Utilization rate ⁽²⁾	Designed production capacity ⁽¹⁾	Actual production volume	Utilization rate ⁽²⁾	Designed production capacity ⁽¹⁾	Actual production volume	Utilization rate ⁽²⁾
				(%)			(%)			(%)
APIs	Tonnes	60.3	34.4	57.2	60.3	59.1	98.0	60.3	52.4	87.0

Notes:

- (1) Designed production capacity for a production line is calculated based on 24 working hours per day and 330 effective production days per year with no material breakdown of facilities.
- (2) Utilization rate is calculated by dividing the actual production volume by the designed production capacity. The fluctuations in our utilization rates generally reflect the fluctuations in our production volumes in line with the level of market demand for the corresponding products. The increase in our utilization rates from 2022 to 2023 reflected a ramping up of our production of the oseltamivir phosphate APIs to meet an increase in demand for our top-selling product Kewei (oseltamivir phosphate). The decreased utilization rate in 2024 was mainly due to a drop of the sales of Kewei.

Yidu Factory No. 3

Our Yidu Factory No. 3 is located at Lot 3, Industrial Park, Yidu, Hubei province, the PRC (中國湖北宜都市東陽光3號地工業園區). Within Yidu Factory No. 3, we have our primary production facility for our insulin product series, including Yibilin R (Human Insulin Injection), Yibilin 30 (Mixed Protamine Human Insulin Injection), Yibigan (Insulin Glargine Injection), Yibirui (Insulin Aspart Injection) and Yibirui 30 (Insulin Aspart 30 Injection). We also have a formulation production facility that produces Kewei (oseltamivir phosphate) in granule and capsule form, Oumeining (Telmisartan Tablets), Fudosteine Tablets, Olanzapine Tablets, Febuxostat Tablets, Ticagrelor Tablets, etc.

BUSINESS

The table below is a summary of Yidu Factory No. 3's production capacity, production volume and utilization rates by product type during the Track Record Period.

Product	Unit	2022			2023			2024		
		Designed production capacity ⁽¹⁾	Actual production volume	Utilization rate ⁽²⁾	Designed production capacity ⁽¹⁾	Actual production volume	Utilization rate ⁽²⁾	Designed production capacity ⁽¹⁾	Actual production volume	Utilization rate ⁽²⁾
				(%)			(%)			(%)
Insulin (API) . .	Kg	1,000	96.5	9.7	1,000	95.6	9.6	1,000	134.6	13.5
Insulin (injection) . .	vials	15 million	0.6 million	4.0	15 million	1.7 million	11.4	15 million	6.2 million	41.1
Tablets	100,000 tablets	10,000	11,161	1.1	10,000	1,349	13.5	10,000	2,034	20.3
Granules	100,000 packets	10,000	7,163	71.6	10,000	10,812	108.1	10,000	5,486	54.9
Capsules	100,000 pieces	5,000	335	6.7	5,000	610	12.2	5,000	368	7.4

Notes:

- (1) Designed production capacity for a production line is calculated based on 24 working hours per day and 280 effective production days per year with no material breakdown of facilities.
- (2) Utilization rate is calculated by dividing the actual production volume by the designed production capacity. The fluctuations in our utilization rates generally reflect the fluctuations in our production volumes in line with the level of market demand for the corresponding products. On average, our utilization rates increased during the Track Record Period, due to the successful bidding of all of our five insulin products in the Centralized Procurement Process, which led to a significant increase in market demand for insulin products. Consequently, production has been increased to meet the market demand for these products. The decreased utilization rates for granules and capsules production in 2024 primarily reflected a decline in production due to a decrease in demand for our top-selling product Kewei (oseltamivir phosphate).

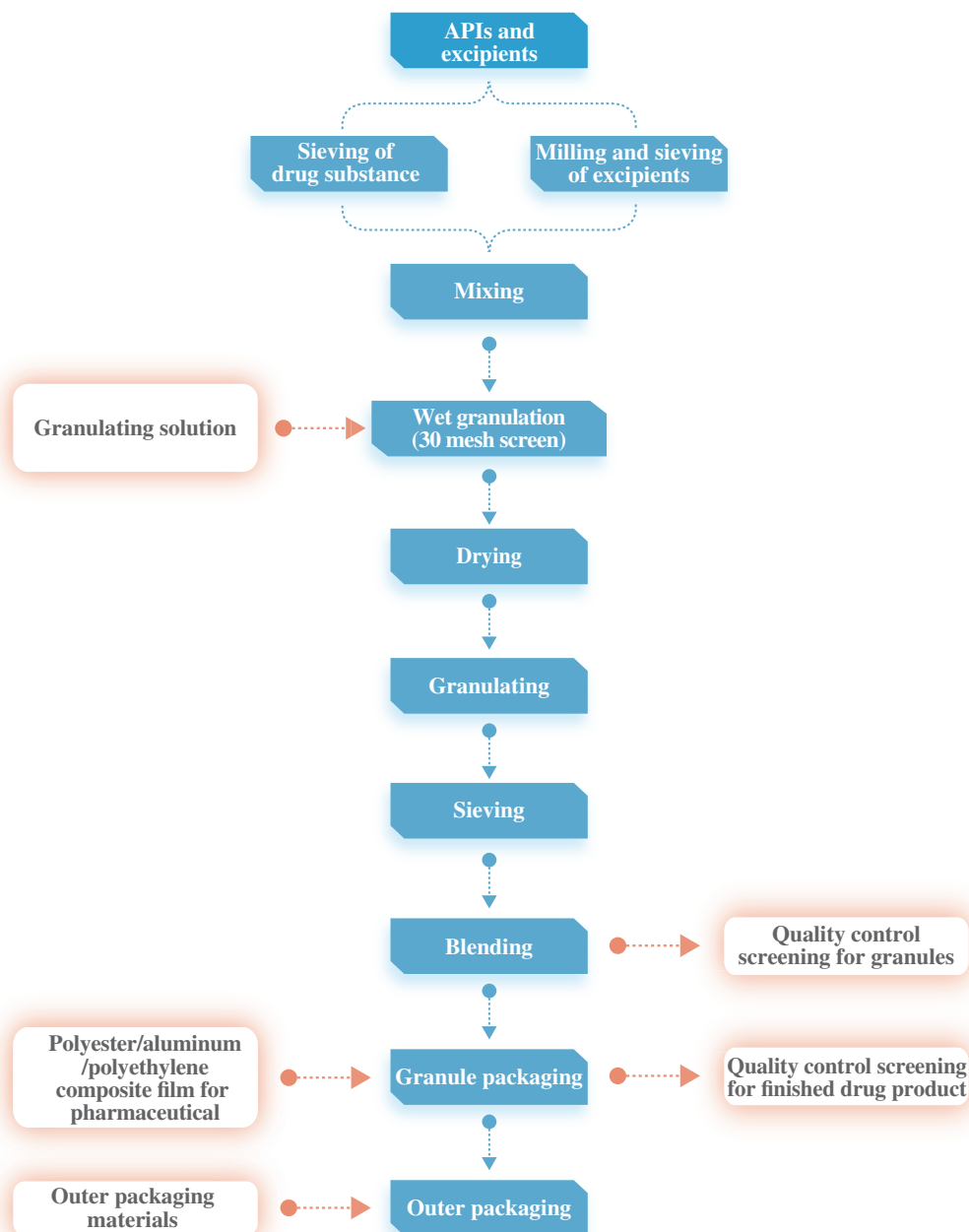
As of the Latest Practicable Date, we had an ancillary facility within Yidu Factory No. 3, HEC API Yichang Co., Ltd., which we plan to use for the production of APIs for use in our clinical trials, such as moxifloxacin hydrochloride.

Manufacturing Process

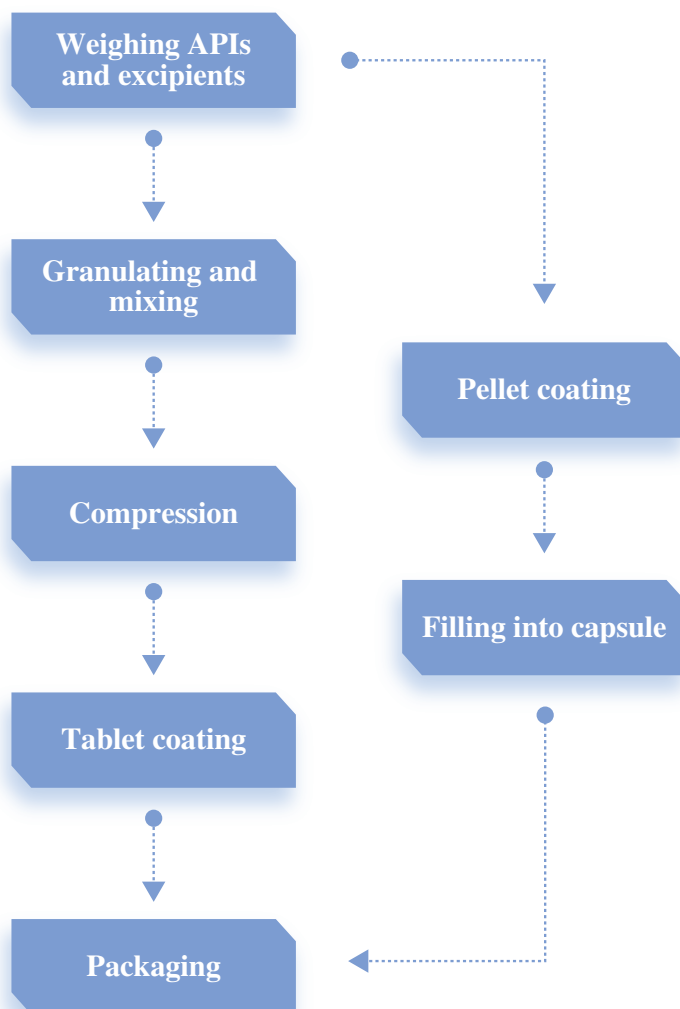
Our ability to manufacture different commercialized drugs in large scale is demonstrated by the unique production process and techniques for our various drugs used in our facilities. The diagrams below are simplified flow charts of our key production processes at our production facilities, and there may be variations to the processes depending on the nature of the drugs. However, the flow charts generally describe the production processes of our top five products (being Kewei (oseltamivir phosphate), Esomeprazole Magnesium Enteric-Coated Capsules, Ertongshu (Benzbromarone Tablets), Oumeining (Telmisartan Tablets) and Yibigan (Insulin Glargine Injection).

BUSINESS

The simplified flow chart setting out the key production processes for our granules (Kewei) is as follows:



The simplified flow chart setting out the key production processes for our tablets and capsules is as follows:



BUSINESS

The simplified flow chart setting out the key production processes for our Insulin Glargine Injection (Yibigan) is as follows:



PROCUREMENT

Our suppliers mainly include (i) equipment and construction service providers, (ii) suppliers of raw materials for the manufacturing of our drugs (such as APIs) and packaging material, (iii) suppliers of raw materials and consumables for our research and development, (iv) CROs, which provide third-party contracting services for research and development, (v) suppliers of production and research and development equipment and (vi) marketing and advertising service providers. Majority of our purchases are acquired within the PRC. We made 97.5%, 96.8% and 94.5% of our purchases in the PRC for the years ended December 31, 2022, 2023 and 2024, respectively. Other countries from which we made purchases are mainly India, Switzerland and the United Kingdom. In each of the years ended December 31, 2022, 2023 and 2024, 4.4%, 7.6% and 5.5% of our raw materials were acquired outside the PRC, respectively. In each of the years ended December 31, 2022, 2023 and 2024, our purchases from our five largest suppliers in each of such year were RMB430.0 million, RMB431.1 million and RMB572.4 million, respectively, representing 27.0%, 22.0% and 27.1% of our total purchases for the respective years, respectively. Purchases attributable to our largest supplier in each of the years ended December 31, 2022, 2023 and 2024, amounted to RMB245.6 million, RMB248.8 million and RMB305.0 million, respectively, representing 15.4%, 12.7% and 14.5% of our total purchases for the respective years, respectively. Our suppliers are evaluated and selected based on a comprehensive set of objective criteria, including their ability to demonstrate technical and quality compliance with project specifications, the provision of competitive pricing that meets all stipulated standards, and the submission of valid documentation evidencing legal operation and adherence to applicable laws and regulations in their home jurisdictions and in China generally. Additionally, suppliers must ensure that all materials or products supplied conform to our established quality standards without compromising end-user safety. The evaluation process may also consider supplementary factors such as the supplier's industry reputation, reliability in delivery, financial stability, and responsiveness to the requirements of the company.

Below is a summary of the material terms of typical procurement agreements that we entered into with our suppliers of raw materials during the Track Record Period:

Specification	The agreement sets out product specifications, including quality, quantity, and standards. Products must comply with national, local, and industry standards. Seller must provide a national standard-compliant quality inspection report upon delivery.
Term	The agreement is effective upon signing and remains in force until terminated according to the terms of the agreement.

BUSINESS

Price	The price is determined based on the agreed unit price, inclusive of tax, transportation, insurance, and all related fees. The price is fixed and not subject to fluctuations in labor costs, market conditions, or policy changes. No additional costs beyond the agreed terms may be charged by the seller.
Minimum supply commitment	Seller must supply within 90%-110% of the ordered quantity, calculated by the smallest packaging unit. Final settlement is based on the actual received quantity.
Delivery	Delivery must occur by a specified date and to a specified address. Seller bears the risk of loss or damage during transit. Packaging must meet safety and environmental standards, with costs borne by the seller.
Payment and Credit Term	Payment is due upon receipt and acceptance of the goods, accompanied by a valid VAT invoice. Payments are made monthly, with invoices received by the 25th of each month being settled by the 25th of the following month, via bank electronic draft.
Warranty, Safety and Metering	The warranty period begins upon delivery and acceptance. Seller is responsible for free replacement of defective products during the warranty period. Products must meet safety and technical standards, with seller liable for any damages caused by defects.
Termination	We have the right to terminate the agreement without liability before the seller delivers the products. In all other cases, termination requires mutual agreement and written confirmation from both parties.

BUSINESS

The tables below set out the details of our five largest suppliers in each year during the Track Record Period.

For the year ended December 31, 2022:

Ranking	Supplier	Major products/ services purchased	Credit terms granted and settlement information	Purchase amount	% of total purchase	Length of business relationship	Background and principal business
(RMB'000)							
1	Shenzhen HEC Industrial Development Co., Ltd. (深圳市東陽光實業發展有限公司)	APIs, pharmaceutical products, packaging, energy, leases and others	Within 90 days, by wire transfer	245,576	15.4	More than five years	A private manufacturing company based in the PRC principally engaged in the manufacturing of pharmaceuticals and electronic materials, with approximately 24,000 employees.
2	Syntegon Technology GmbH	Equipment	30% prepayment, by wire transfer and 70% after acceptance, by letter of credit	71,872	4.5	More than five years	A private manufacturing company with global operation engaged in the provision of processing and packaging within the pharmaceuticals, food and medical devices industries, with approximately 6,300 employees.
3	Beijing Chieftain Control Engineering Technology Co., Ltd. (北京誠益通控制工程股份有限公司)	Equipment	Within 30 days, by wire transfer	58,513	3.7	More than five years	A public manufacturing company based in the PRC and listed on the Shenzhen Stock Exchange principally engaged in the provision of process automation systems within the biological and pharmaceutical industries, with approximately 1,500 employees.

BUSINESS

Ranking	Supplier	Major products/ services purchased	Credit terms granted and settlement information	Purchase amount	% of total purchase	Length of business relationship	Background and principal business
				(RMB'000)			
4	Shanghai Shengrui Mechanical and Electrical Engineering Co., Ltd. (上海聖銳機電工程 有限公司)	Equipment	30 days, by wire transfer	31,943	2.0	More than five years	A private construction company based in the PRC principally engaged in the provision of mechanical and electrical engineering, ventilation and construction within the pharmaceutical, electronics, machinery, food processing and healthcare industries, with approximately 120 employees.
5	Supplier B	R&D services	40 days, by wire transfer	22,078	1.4	More than five years	A hospital and public research institution of medical sciences based in the PRC, with approximately 19,000 employees.
Total				<u>429,983</u>	<u>27.0</u>		

BUSINESS

For the year ended December 31, 2023:

Ranking	Supplier	Major products/ services purchased	Credit terms granted and settlement information	Purchase amount	% of total purchase	Length of business relationship	Background and principal business
(RMB'000)							
1	Shenzhen HEC Industrial Development Co., Ltd. (深圳市東陽光實業發展有限公司)	APIs, pharmaceutical products, packaging, energy, leases and others	Within 90 days, by wire transfer	248,792	12.7	More than five years	A private manufacturing company based in the PRC principally engaged in the manufacturing of pharmaceuticals and electronic materials, with approximately 24,000 employees.
2	Rieckermann GmbH	Equipment	30% prepayment, by wire transfer and 70% after acceptance, by letter of credit	70,609	3.6	More than five years	A private industrial services company with global operations and based primarily in Asia and Europe, principally engaged in engineering, construction management, equipment supply and installation and related technical services within the pharmaceutical, food processing, packaging, chemical and energy and construction industries, with approximately 750 employees.
3	Supplier C	Advertising services	Within 30 days, by wire transfer	55,812	2.9	Less than one year	A public internet services company based in the PRC and listed on the Shenzhen Stock Exchange, with approximately 1,500 employees.

BUSINESS

Ranking	Supplier	Major products/ services purchased	Credit terms granted and settlement information	Purchase amount	% of total purchase	Length of business relationship	Background and principal business
				<i>(RMB'000)</i>			
4	Supplier D	Equipment	30 days, by wire transfer	33,072	1.7	More than three years	A private manufacturing company based in the USA, Ireland and the PRC, principally engaged in providing process solutions and services for the development and manufacturing of biopharmaceutical products.
5	Supplier E	APIs	Within 30 days, by wire transfer	22,830	1.2	More than five years	A private integrated manufacturing company based in the PRC principally engaged in R&D and production of functional chemicals such as polymer materials and APIs, with approximately 15,000 employees.
Total				<u>431,115</u>	<u>22.0</u>		

BUSINESS

For the year ended December 31, 2024:

Ranking	Supplier	Major products/ services purchased	Credit terms granted and settlement information	Purchase amount	% of total purchase	Length of business relationship	Background and principal business
				(RMB'000)			
1	Shenzhen HEC Industrial Development Co., Ltd. (深圳市東陽光實業發展有限公司)	APIs, pharmaceutical products, packaging, energy, leases and others	Within 90 days, by wire transfer	304,988	14.5	More than five years	A private manufacturing company based in the PRC principally engaged in the manufacturing of pharmaceuticals and electronic materials, with approximately 24,000 employees.
2	Supplier C	Advertising services	Within 30 days, by wire transfer	80,444	3.8	Less than two years	A public internet services company based in the PRC and listed on the Shenzhen Stock Exchange, with approximately 1,500 employees.
3	Austar Equipment Limited (奧星設備有限公司)	Equipment	Within 30 days, by wire transfer	71,481	3.4	More than five years	A manufacturing company based in Hong Kong principally engaged in the manufacturing of container and spare parts as well as the installing of electromechanical equipment.
4	MSN Pharmachem Private Limited	APIs	30 days, by wire transfer	63,023	3.0	More than five years	A pharmaceutical company based in India principally engaged in R&D.
5	Supplier F	Renovation services	Within 10 days, by wire transfer	52,500	2.5	Less than one year	A construction and interior and exterior decoration services company with a total of 120 employees.
Total				<u>572,436</u>	<u>27.1</u>		

BUSINESS

During the Track Record Period, only one of our five largest suppliers in each year during the Track Record Period was a related party, being Shenzhen HEC Industrial (深圳市東陽光實業發展有限公司) (who supplies us with primarily APIs, pharmaceutical products, packaging, energy and leases). Our aggregate purchase of goods from Shenzhen HEC Industrial was RMB245.6 million, RMB248.8 million and RMB305.0 million in each of the years ended December 31, 2022, 2023 and 2024, respectively. Shenzhen HEC Industrial is one of our Controlling Shareholders and a related party of the Company.

Our purchases from Shenzhen HEC Industrial are on arm's length terms. Our Directors believe that we are not reliant on the supply of raw materials from Shenzhen HEC Industrial as the Company has established relationships with other third party suppliers that also supply the raw materials Shenzhen HEC Industrial supplies to us.

We have entered into various framework agreements in relation to the supply of raw materials from our related parties going forward. Please see “Connected Transactions — Partially Exempted Continuing Connected Transactions” for further details. To the knowledge of our directors, except for Shenzhen HEC Industrial, none of our other five largest suppliers in each year during the Track Record Period are related parties and none of our Directors, their close associates or any Shareholder which, to the knowledge of our Directors that owns more than 5% of our Shares, are interested in our five largest suppliers in each year during the Track Record Period. None of our suppliers are our competitors or our customers.

We track production status and production plans in real time, maintain close communication with suppliers, and require suppliers to prepare appropriate quantities of goods to minimize any disruptions to our supply chain to the extent possible. We pay close attention to the market in real time, particularly with respect to bulk materials. Any big price fluctuations in our raw materials are reported to the management, which will then evaluate and discuss any measures to be taken, including preparing stocks in advance, locking prices, and requesting price reductions. During the Track Record Period, there was no significant disruption to our raw material supply caused by shortages or delays and the prices of our raw materials remained relatively stable.

In addition, we believe that adequate alternative sources for such supplies exist, and we have developed alternative sourcing strategies for these supplies. We will establish necessary relationships with alternative sources based on supply continuity risk assessment. We generally do not enter into long-term supply contracts with our suppliers, and majority of our raw materials and other supplies are provided on an individual basis on an “per order” basis. In general, we have been granted a credit term of around 15 to 60 days by our raw material suppliers.

QUALITY CONTROL AND ASSURANCE

We have our own independent quality control system and devote significant attention to quality control for the designing, manufacturing and testing of our products and drugs under development. We have established a strict quality control system in accordance with the relevant regulations. Our laboratories are staffed with highly educated and skilled technicians to ensure the quality of all batches of products released. We monitor our operations in real time throughout the entire production process, from inspection of raw materials and excipients, to the manufacture and delivery of finished products to clinical testing at hospitals. Our quality assurance team is also responsible for ensuring that we are in compliance with all applicable regulations, standards and internal policies. Our senior management team is actively involved in setting quality policies and managing the internal and external quality performance of our Company.

In order to ensure the quality of our products and drugs under development, we have established and implemented an effective quality assurance system into our production processes. Our quality assurance system is divided into four main elements: (i) responsibility management; (ii) resources management; (iii) product management; and (iv) testing, analysis and improvement. Responsibility management refers to reviewing the archived documentary aspects of the production processes to ensure that the correct procedures in relation to production are strictly adhered to. It also involves designing a system to ensure that quality control reviews and testing are conducted during the production processes. Resources management refers to reviewing the sources and raw materials used in our production processes. This would include reviewing and assessing the raw materials that we receive from our suppliers and assessing the performance of our suppliers against that of their competitors. Product management involves the quality control aspects during the actual production of our products.

Testing, analysis and improvement refers to the internal testing and analysis of our products and drugs under development. In connection with this, we have set up a team dedicated to testing, analyzing and improving our production processes to ensure that our production processes consistently produce high-quality products. This department has different teams that review various aspects of our production processes, including: (i) reviewing and checking whether micro-organisms are produced in our production processes; and (ii) reviewing the quality consistency of our final products through sample testing. To the extent that we discover any issue in our production processes, this would be reported and the relevant production process would be reviewed.

To ensure the highest standards of production quality control, we have implemented rigorous procedures for managing raw material suppliers and finished products. Our supplier management program categorizes materials based on quality risk, batch usage, and their impact on product quality and process operations. Suppliers are evaluated and approved through a comprehensive process that includes questionnaires, sample quality confirmation, trial evaluations, and on-site audits. Approved suppliers are included in a qualified supplier list and

are subject to ongoing performance assessments based on supply history to ensure compliance with our stringent quality requirements. Only materials procured from qualified suppliers and verified through acceptance testing are used in production.

For finished products, we maintain strict controls throughout the manufacturing process. Each batch undergoes thorough monitoring to ensure compliance with approved manufacturing procedures and quality standards. Intermediate products are tested during production to confirm adherence to specifications, while finished products are subjected to comprehensive inspections before release. This includes reviewing production and testing records to verify that the manufacturing process was strictly controlled and that the final product meets all regulatory and registration requirements. These measures collectively ensure that our products consistently achieve the highest levels of quality and safety. The objective of our quality assurance system is to continuously improve our production processes. We believe that our stringent quality assurance system ensures that our production processes produce pharmaceutical products of a high quality on a consistent basis.

We have received all necessary GMP certifications for all our production facilities for our current products. We have also received certification from certain overseas regulatory authorities. For example, we have received Certificates of Suitability from the European Directorate for the Quality of Medicine & Healthcare for the production of some of our products.

INVENTORY MANAGEMENT

Our inventory primarily consists of finished products and certain production materials such as raw materials, excipients, packaging materials, finished products, consumables for reagents and consumables for workshops. We have personnel responsible for reviewing and managing our inventory of finished products and inventory of production materials. In general, we formulate purchase plans for production materials on an order-by-order basis or based on our monthly plans of production, purchase non-production supplies based on the needs of various departments on a monthly basis and perform strict inventory control from the time we have them in stock. Our production targets for each product are determined after discussions with our sales and marketing department to determine the number of products that are required to meet the corresponding demand on a monthly or quarterly basis. In this way, we are able to manage our inventory levels to ensure that we do not over-stock finished products or production materials. Our overall objective with the inventory management processes is to minimize the amount of inventory stored by us. In addition, to ensure that our drugs are sold before their expiry dates, our warehouse managing staff will (i) timely alert us when the remaining shelf lives of our drugs are less than three months; and (ii) move drugs to a separate storage area and label them as pending disposal when their remaining shelf lives are less than one week. We conduct monthly audit to ensure the accuracy of the shelf lives of the drugs in our inventory and the expired products will be disposed of promptly.

BUSINESS

We write down our inventories on a case-by-case basis in accordance with IFRS. For the years ended December 31, 2022, 2023 and 2024, we recorded write-down of inventories of RMB59.7 million, RMB24.4 million and RMB44.7 million, respectively. The write-down in 2022 was primarily due to our lower than usual sales of Kewei (oseltamivir phosphate) due to travel restrictions, social-distancing measures and business closures which significantly reduced the movement of people, resulting in a decline in the incidence of influenza. The write-downs in 2023 and 2024 were primarily due to low utilization rates of our insulin production lines, which led to increased unit costs; as a result, the net realizable value of our insulin products fell below their book value.

INTELLECTUAL PROPERTY

Intellectual property rights are central to the success of our business. Our commercial future will depend, in part, on our ability to acquire and protect our intellectual property rights for commercially significant and proprietary technologies and inventions. This includes the acquisition of new patents, defense of existing patents, and protection of our trade secrets. We will also have to operate without infringing, misappropriating, or otherwise violating third parties' valid and enforceable intellectual property rights.

As of December 31, 2024, we and our subsidiaries made a total of 2,446 invention patent applications, including 382 PCT patent applications, 1,131 PRC domestic invention patent applications and 933 overseas invention patent applications, among which, a total of 1,401 invention patents have been granted by the relevant patent authorities, including 746 in the PRC and 655 overseas.

We have also established a confidentiality system to protect our core technologies, which adopts a number of measures to ensure our data and information from research and development experiments and test reports are kept confidential, and requires confidentiality agreements to be entered into with our employees. We have also implemented measures to control intellectual property risk, and established different types of intellectual property searches and prepared analysis reports at various stages including research and development, production and sales. This includes but is not limited to the Project Establishment Analysis Report, the Existing Technology Report, the Freedom of Operation Risk Report and Ineffectiveness Analysis or Stability Analysis Report.

We continue to safeguard our intellectual properties and products through patent-related measures. For chemical drugs, we focus our patent applications on compounds and also cover crystal forms, combinations, formulations, manufacturing processes, uses, and combination therapies, so as to form comprehensive patent protection in relation to our intellectual property regarding chemical drugs. Similarly, for biologics, we focus our patent applications on molecular sequence structures, and also cover recombinant plasmids and cells, compositions, formulations, manufacturing processes, uses, and combination therapies in order to create overall patent protection for the relevant intellectual property. By ensuring comprehensive protection for our intellectual properties and products, we have established robust patent

barriers, which prevent third parties from circumventing the protection of a single patent and effectively extend the duration of patent protection. This approach eventually contributes to our products' long-term competitive advantage in the market.

The term of an individual patent may vary based on the jurisdictions in which it is granted. The actual protection afforded by a patent varies on a claim-by-claim and jurisdiction-by-jurisdiction basis and depends upon many factors, including the type of patent, the scope of its coverage, the availability of any patent term extension or adjustment, the availability of legal remedies in a particular jurisdiction and the validity and enforceability of the patent. We cannot provide any assurance that patents will be issued with respect to any of our pending patent applications or any such patent applications that may be filed in the future, nor can we provide any assurance that any of our owned, in-licensed issued patents or any such patents that may be issued in the future will be commercially useful in protecting our products, drugs under development and the methods of manufacturing the same.

We may rely, in some circumstances, on trade secret and/or confidential information to protect aspects of our products and drugs under development. We seek to protect our proprietary products, drugs under development and processes, in part, by entering into confidentiality agreements with consultants, scientific advisors and contractors, and entering into invention assignment agreements with our employees. We have entered into confidentiality agreements with our senior management and key members of our research and development team and other employees who have access to trade secrets or confidential information about our business. Our standard employment contract, which we use to employ each of our employees, contains an assignment clause, under which we own all the rights to all inventions, technology, know-how and trade secrets derived during the course of such employee's work.

These agreements may not provide sufficient protection of our trade secret and/or confidential information. These agreements may also be breached, resulting in the misappropriation of our trade secret and/or confidential information, and we may not have an adequate remedy for any such breach. In addition, our trade secret and/or confidential information may become known or be independently developed by a third party, or misused by any collaborator to whom we disclose such information. Despite any measures taken to protect our intellectual property, unauthorized parties may attempt to or successfully copy aspects of our products or obtain or use information that we regard as proprietary without our consent. As a result, we may be unable to sufficiently protect our trade secrets and proprietary information.

We also seek to preserve the integrity and confidentiality of our data and trade secrets by maintaining the physical security of our premises and physical and electronic security of our information technology systems. Despite any measures taken to protect our data and intellectual property, unauthorized parties may attempt to or successfully gain access to and use information that we regard as proprietary. Please see the paragraphs headed "Risk Factors — Risks Relating to Our Intellectual Property Rights" for a description of risks related to our intellectual property.

We conduct our business under the brand name of “HEC”, “東陽光” or “東陽光藥”. As of December 31, 2024, we held 599 trademarks and trademark applications in China, Europe, the United States and several other jurisdictions. In addition, we are the owner of seven software copyrights and seven domain names. Please see “Appendix VI — Statutory and General Information — B. Further Information about Our Business — 2. Our Intellectual Property Rights” for further information in relation to our material intellectual property rights.

We enter into collaboration agreements and other relationships with pharmaceutical companies and other industry participants to leverage our intellectual property or gain access to the intellectual property of others. For details, please see the paragraphs headed “— Collaboration and Licensing Agreements” in this section. As of the Latest Practicable Date, we were not involved in any proceedings in respect of, and we had not received notice of any claims of infringement of, any intellectual property rights that may be threatened or pending, in which we may be a claimant or a respondent that will have a material adverse financial impact on our business.

LAND AND PROPERTIES

Our headquarters is located at Dongguan city, Guangdong province, China.

We occupy certain properties in connection with our business operation. As of December 31, 2024, we did not have any single property with a book value accounting for 15% or more of our total assets. Our Directors are of the view that we are not required to set out all of our interests in land and buildings in the valuation report described in paragraph 34(2) of the Third Schedule to the Companies (Winding Up and Miscellaneous Provisions) Ordinance according to Chapter 5 of the Listing Rules and section 342(1)(b) of the Companies (Winding Up and Miscellaneous Provisions) Ordinance.

Owned Properties

As of December 31, 2024, we have obtained land use right certificates for 13 parcels of land with an aggregate site area of approximately 826,505.6 square meters, which are primarily used for our production facilities, warehouse and administrative offices. In addition, as of December 31, 2024, we owned building ownership certificates in respect of 107 properties with a total gross floor area of approximately 203,982.37 square meters. As of December 31, 2024, 13 parcels of land over which we held land use rights with an aggregate site area of approximately 826,505.61 square meters and nine of our owned properties with building ownership certificates with a gross floor area of approximately 78,365.78 square meters were pledged to secure certain bank loans.

Properties pending building ownership certificates

As of December 31, 2024, we had not yet obtained building ownership certificates for five properties with an aggregate gross floor area of approximately 113,164.17 square meters. Four of those properties are located on four parcels of land owned by us. We purchased the

BUSINESS

remaining property with a gross floor area of approximately 704.6 square meters, which is currently occupied by us as office premises (“**Acquired Property**”). The table below sets out the details about each of the five properties whose building ownership certificates are pending.

No.	Location	Building Area (m ²)	Property use ¹	Timeline for building ownership certificate	Status as of December 31, 2024
1.	Louzihecun, Zhicheng, Yidu, Hebei Province	84,040.88	Technical Center, Quality Inspection Building, Class A Warehouse, Class C Warehouse, Recycling Workshop, Hazardous Waste Room, Central Control Room, Synthesis Workshop, Hydrogenation Workshop, Power Workshop, Temperature and Pressure Reduction Station, Tank Area, Sewage Treatment Station, Frame Room, Regional Control Room, IPC Building, Guard Room, Cafeteria, etc.	By end of 2026	Acceptance inspection completed with building ownership certificate pending
2.	Zone A, Songshan Lake North Industrial City, Dongguan, Guangdong Province	32.00	Security Room	By end of 2026	No building ownership certificates due to incomplete construction procedures
3.	Longwocun, Baotawancun, Lucheng Subdistrict, Yidu, Hebei Province	28,187.00	Staff Apartment, Cafeteria, Training Center	By end of 2026	Acceptance inspection completed with building ownership certificate pending
4.	No. 38 Binjiang Avenue, Lucheng Subdistrict, Yidu, Hebei Province	199.73	Power Distribution Room, Back Gate Room, Air Compressor Room	By end of 2026	No building ownership certificates due to incomplete construction procedures
5.	Unit 19CD, Building 2, Wanhua Financial Center, Xiamen, Fujian Province	704.56	Office	By end of 2026	Acquired Property

¹ During the Track Record Period, only Property No. 1 in the table was used as production facility with a production capacity of 300 tons of raw materials and APIs per year. The rest of the properties were not directly involved in any revenue-generating activities and were only used for supporting function such as staff apartment, office and cafeteria.

The procedure of obtaining building ownerships certificates is to (i) obtain the requisite approvals relating to planning, construction and other procedures, (ii) apply for the acceptance inspection and (iii) issue of building ownership certificates upon satisfactory inspections. As advised by our PRC Legal Advisor, after completing the relevant legal procedures, there is no substantial legal impediment to obtaining the building ownership certificates for Properties No. 1 and No. 3 in the table above. As of December 31, 2024, we did not obtain building ownership certificates for Properties No. 2 and No. 4 in the table above due to incomplete construction procedures, and there is a risk that administrative penalties, such as orders of rectification or demolition of the property within a specified period, may be imposed on us. According to applicable PRC laws and regulations, we estimate that these properties would expose us to administrative measures or penalties, including rectification, orders, a maximum amount of fines which is up to RMB16.3 million. However, as advised by our PRC Legal Advisor, the defects of these two properties would not have a material adverse effect on our business operations considering that: (i) these two properties that have not obtained building ownership certificates are not used for revenue-generating purposes and are not part of our core production and operation properties; (ii) the total area of these properties that have not obtained building ownership certificates accounts for a very small proportion of the total area of the properties we utilize; and (iii) during the Track Record Period, we were able to utilize these two properties and did not receive any administrative penalties such as orders for rectification and demolition within a specified period from the competent authorities in respect of these properties.

In respect of the Acquired Property, we entered into the relevant sales contract with the relevant property developer for the development in November 2020. Whilst we are waiting for the building ownership certificate from the property developer, we started using the Acquired Property as office premises from November 2022. As advised by our PRC Legal Advisor, upon completing the relevant legal procedures, there is no substantial legal impediment to obtaining the building ownership certificate for the Acquired Property. In addition, based on the terms of the sales contract, the property developer is required to deliver the relevant building ownership certificate to us.

We have obtained certification documents issued by the competent authorities confirming that, in respect of the five aforementioned properties, we had not been and would not be subject to investigation, handling or administrative punishment by such competent authorities for violating relevant laws and regulations during the Track Record Period. We continue to communicate with the competent authorities on the processes of obtaining relevant building ownership certificates, and had not received any notice of investigation, handling or administrative punishment made by the competent authorities as of the Latest Practicable Date. Based on the above, we are unlikely to be prosecuted or be subject to fines or penalty of confiscation of revenue for the non-compliance of the aforementioned properties. Our Directors confirm that, in respect of each of the Acquired Properties: (i) none of these properties are material to the business, operation or financial condition of our Group, and our Group can lease other premises in the same city to establish replacement sales offices if our Group is no longer permitted to use the Acquired Properties; and (ii) our Company will continue to discuss and work with the relevant property developers to obtain the building

ownership certificates for the Acquired Properties. We have been actively discussing with the relevant property developers and regulators and have been actively preparing for the required materials for obtaining such building ownership certificates. Based on our discussions with the relevant property developers as of the Latest Practicable Date, we expect that the building ownership certificates for the Acquired Properties should be issued by the relevant governmental authorities by December 31, 2025.

Leased Properties

As of December 31, 2024, we leased 10 properties, each exceeding 1,000 square meters, with an aggregate gross floor area of approximately 114,949.92 square meters in mainland China, which are used as production facilities, warehousing facilities, dormitories and office premises. In addition, we leased certain properties in the United States and Germany as office premises, which are leased under legal, valid, subsisting and enforceable lease agreements that are duly registered.

As of December 31, 2024, for certain of our leased properties in the PRC with an aggregate gross floor area of approximately 38,895.9 square meters, the lessors failed to provide the corresponding building ownership certificates or credentials entitling them to lease such properties. Such lease contracts are subject to the risk of being deemed invalid by the relevant government authorities under PRC laws. The leased properties constructed without approval or permit by relevant competent authorities are subject to risk of demolition as ordered by the relevant government authorities. During the Track Record Period and up to the Latest Practicable Date, we have not been subject to any penalties from the competent authorities due to the lessors' failure to provide building ownership certificates for such leased properties.

In addition, as of December 31, 2024, ten properties leased by us or our subsidiaries in China had not registered with the relevant housing authorities. Pursuant to the Measures on the Administration of the Registration of Urban House Title (《城市房地產管理法》) and the provisions of the Administrative Measures for Commodity House Leasing (《商品房屋租賃管理辦法》), for lease agreements that are not registered with the relevant housing authorities, we may be subject to a maximum fine of RMB10,000 per unregistered lease agreement. Our PRC Legal Advisor advised us that our failure to register the lease agreements does not affect the validity of the lease agreements. During the Track Record Period and up to the Latest Practicable Date, we have not received any notice from the relevant housing authorities to rectify or any penalty in relation to our failure to register these leases.

Our Directors believe that such defects in our leased properties described above will not have a material adverse impact on our business or results of our operations, mainly because:

- i. we received confirmation letters with respect to the properties for which the lessors failed to provide the corresponding building ownership certificates from the relevant competent government authorities (as advised by our PRC Legal Advisor), confirming that during the Track Record Period and up to the date of issuance of

such letters (i) our leasing of the above-mentioned leased properties does not constitute a material breach of laws and regulations, and our land use does not result in administrative penalties for breaching the relevant laws and regulations on land management; (ii) relevant competent government authorities will not take back or forcibly dismantle such buildings, and we may continue to utilize such buildings for the current uses within the scope of our business; and (iii) we had no record of administrative penalties from the relevant competent government authorities, and such government authorities have no plans to investigate or penalize us for our leasing and the use of the relevant leased properties; and

- ii. our leased properties are mainly used as warehousing facilities, dormitories and office premises, and if we have to terminate the occupation of any leased property, we believe we can find a suitable alternative in a timely manner, and without significant disruption to our business. Such relocation is estimated to take 30 days to complete and may cost us RMB1.5 million.

COMPETITION

The pharmaceutical industry is highly competitive and subject to rapid changes. While we believe that our pipeline of innovative products, clinical and pre-clinical drugs under development, as well as our research and development capabilities, technology platforms, and leadership team provide us with competitive advantages, we face potential competition from many other sources working to develop therapies that target the same indications against which we are developing our products and drugs under development. These include major pharmaceutical companies as well as specialty pharmaceutical and biotechnology companies of various sizes, research institutions, academic institutions and government agencies. Any products or drugs under development that we successfully develop and commercialize will compete with both existing drugs and any new drugs that may become available in the future.

Furthermore, we face competition from other pharmaceutical companies engaged in the research, production, marketing or sales of pharmaceutical products similar to our products. In relation to our business, our products compete with other products that treat similar conditions or illnesses on the basis of effectiveness in treating of the relevant condition or illness, price, brand recognition and the preference of medical professionals and hospitals. For detailed discussions regarding our competitors in relation to our major products, see “Business — Our Products”.

Given the competitive nature of the PRC pharmaceutical market and the impact of the historical price control regime over some of our products, we believe that we primarily compete on the basis of brand recognition, sales network, educational promotional activities, quality assurance and the extent to which we are able to reduce our production costs. In our view, we need to maintain our competitiveness in the PRC pharmaceutical manufacturing industry by continuing to develop our manufacturing capabilities, diversifying our product portfolio, maintaining and improving the quality standards of our products, maintaining and

obtaining all necessary regulatory approvals in respect of every part of our business and developing our educational promotional activities to raise awareness of our products among medical professionals and hospitals.

With the PRC pharmaceutical market being so highly regulated, we believe there are significant barriers for new pharmaceutical companies that wish to enter into it. For example, significant capital expenditure is required in order to construct and maintain production and manufacturing facilities that satisfy the necessary GMP requirements and the relevant environmental, health and safety regulations. In addition, the development of new drugs takes significant time and resources (including obtaining the necessary manufacturing approvals), which means it is unlikely to lead to a significant and sudden increase in the number of pharmaceutical manufacturers in the PRC.

ENVIRONMENTAL, SOCIAL, AND GOVERNANCE

We believe our long-term success rests on our ability to make a positive impact on society.

Governance on ESG Matters

We are committed to social responsibilities and consider environmental, social and governance (“ESG”) essential to our continuous development. Our Board is responsible for overseeing and guiding our ESG initiatives and setting our ESG strategies and policies.

In order to ensure the achievement of our strategic objectives, we have established a comprehensive ESG management structure with clear division of responsibilities among different levels, providing a strong foundation for further improvement and implementation of our ESG strategies:

- **ESG leading group.** We have established an ESG leading group, comprising the relevant directors and senior management, which is responsible for the overall control of our ESG management, including setting ESG management objectives, strategic deployment of ESG medium and long-term planning, top-level design and regulations signing of ESG management system and ESG report approval.
- **ESG coordination group.** The ESG coordination group, led by the secretary of the Board, is mainly responsible for overall planning of ESG work arrangements and promoting and implementing publicity of our ESG strategy, conveying the Board’s major resolutions regarding ESG-related work, planning our annual ESG work plan, drafting ESG-related policies, improving our ESG indicator system, facilitating ESG-related training and communication, and preparing our annual ESG report. In addition, it provides regular feedback to the ESG leading group on work progress and results, and proposes recommendations on ways to improve ESG work.

- **ESG execution group.** The ESG execution group comprises the heads of the ESG-related functional departments of our Company. Each department has designated personnel who will be responsible for that particular department's ESG management, its collection and submission of ESG information and data, as well as reporting on the results of its ESG practices.

Our Board has formulated internal policies, such as the Environmental Protection Management System and the Responsibility System for the Prevention and Control of Environmental Pollution by Hazardous Wastes, to clarify the division of responsibilities for environmental protection, and set up a target, control, evaluation and assessment mechanism to prevent and reduce any adverse impact that our production and operational activities may have on the environment.

Environmental Protection

We strive to operate our facilities in a manner that protects the environment. During the Track Record Period and up to the Latest Practicable Date, we had been in compliance with the relevant environmental laws and regulations applicable to our operations in all material respects and there had been no material claim or penalty imposed on us as a result of a violation of environmental laws and regulations that would materially and adversely affect our business, financial condition or results of operations. For the three years ended December 31, 2022, 2023 and 2024, our expenses in relation to environmental compliance matters were RMB12.5 million, RMB6.6 million and RMB15.1 million, respectively, which primarily include investment in environmental governance, investment in environmental protection equipment and sewage treatment.

Climate-related risks

The environmental and climate-related risks we are exposed to can be divided into two broad categories: physical and transition risks. We define physical risks as risks relating to the physical impacts of climate change, consisting of (i) acute physical risks, such as increased severity of extreme weather events which affect production stability; and (ii) chronic physical risks, such as risks of climate change which have accumulated over time and can negatively impact our production. We define transition risks as the transition from a dependence on fossil fuels to one on a low-carbon economy, which may alter our production technology, costs and other aspects of our business. Potential risks to product quality, research and development, operations, production control, supply chains, transportation needs, and employee safety also impact our finances.

Our ESG leading group closely monitors climate change policies to reduce the possible impacts of physical and transition risks. We incorporate environmental risk analysis into our risk assessment process and risk preference setting. If risks and opportunities are deemed material, we incorporate them into our strategic and financial planning processes and take appropriate mitigation measures.

Our business, financial condition and results of operations had not been materially affected by any climate-related events during the Track Record Period and up to the Latest Practicable Date.

Energy Conservation

We actively explore strategies to reduce energy consumption, primarily on water and electricity consumption. We have established a top-down environmental management system and have set up a relevant leading group as well as departments to formulate annual environmental targets for water, electricity and gas consumption, and strive to achieve standardization, formalization and refinement of environmental protection management.

Water Resources Consumption

We focus on issues surrounding water resources and actively shoulder the social responsibility of protecting water resources. Municipal water supply networks are the main incoming source of our Company's water, and we did not encounter major difficulties in seeking suitable water sources during the Track Record Period. In the manufacturing process, we have implemented measures to improve water-consuming processes. The measures implemented include:

- reducing the demand for water from industrial production by shortening the hot water pipes, minimizing water pressure, reasonably making industrial or production layout;
- changing the way of production water consumption (e.g., turning direct current water to recycled water), promoting water-saving technologies such as the reuse of condensed steam, recycling of indirect condensed water, reuse of treated sewage, and improvement of the water recycling rate and reuse rate; and
- conducting water balance tests to calculate the amount of water required by each production unit and set up inspection measures.

Our major production bases are located in cities such as Yichang and Dongguan, or regions along the rivers or coastal regions, which are areas with relatively low pressure from demand for water, indicating that the use of water resources has a relatively low impact on our operations. The total water consumption intensity of our Group for the three years ended December 31, 2022, 2023 and 2024 showed a downward trend, which was mainly attributable to our lean production and process improvement.

For the three years ended December 31, 2022, 2023 and 2024, our water consumption costs (including sewage charges) amounted to RMB9.427 million, RMB9.927 million and RMB9.898 million, respectively, accounting for 0.25%, 0.16% and 0.25% of our operating income, respectively, which means that the overall financial impact of water consumption costs on us is relatively low.

Nevertheless, we are well aware that freshwater resources are precious and that water conservation is beneficial to our long-term efficiency. Therefore, we will continue to adopt lean production management to reduce the need for water consumption and increase and improve water recycling facilities to enhance the proportion of recycling water. In the next three years, our target for water consumption is to reduce the water consumption for the output per unit of APIs by 2%. Investment of certain funds may be required for among others, the rainwater collection and reuse system and water resources recycling projects in the short term. However, these will help saving the water consumption cost in the long run.

Electricity Consumption

We actively promote energy conservation and consumption reduction in our daily operations. We encourage the purchase and use of energy-efficient electronic equipment in our office premises, including the replacement of LED light tubes in workshops and other energy-saving appliances. Our employees are reminded to make sure that all air conditioning and other power-consuming equipment at our office premises are switched off when not in use.

Packaging Material Consumption

We have procedures in place to reduce the usage of single-use plastic packaging materials and recycle metal packaging materials. We continuously optimize product packaging design, advocate the use of green and environmental-friendly materials, and reduce the use of packaging materials while meeting market and production needs. For the procurement of product packaging materials, we have formulated a group-level procurement management plan. At the same time, we have also established a supplier evaluation control procedure, which is applicable to regulating and controlling the supplier evaluation process and the implementation of procurement. The green procurement principle has been implemented in our daily operations.

Emission Management

We have internal policies and procedures in place to ensure compliance relating to air and greenhouse emissions, discharges into water and land, and generation of hazardous and non-hazardous waste.

Wastewaters

We have formulated targeted treatment measures for various types of wastewaters such as industrial, living and rainwater. Industrial wastewater, steam condensate water, equipment and ground cleaning wastewater are collected on site before entering the sewage pipe network. The fire-fighting water in the event of an accident is discharged into the emergency water basin and pumped into the sewage treatment system, and can only be discharged after treatment which makes it up to standard. For rainwater, we have implemented the separation of rainwater and sewage. In order to ensure that the rainwater pipe network is used separately from the sewage pipe network, we strictly prohibit the discharge of other wastewater of non-rainwater into the

rainwater pipe network, and ensure that the rainwater can be discharged directly without chemical pollution, oil pollution and solid waste. At the end of our Company's sewage pipe network is a sewage regulating basin. All sewage is collected in the regulating basin, and part of the sewage is treated in the sewage treatment station while the other part enters our sewage treatment plant. All the sewage is treated up to the required standards before discharge. We have further added tests on the content of sewage antibiotics for some of our factories to strictly control the chemical oxygen demand (COD) discharge standards, and to continuously improve the in-depth treatment effect of wastewater.

Greenhouse gas emission

Greenhouse gas (GHG) emissions include Scope 1 (i.e. direct emissions), Scope 2 (i.e. energy indirect emissions) and Scope 3 (i.e. other indirect emissions). Among them, Scope 1 emissions and Scope 2 emissions are all from the controllable energy use of our Group. In order to address the global challenge of climate change and meet the national goal of “peak carbon and carbon neutrality”, we actively promote energy conservation and emission reduction to reduce GHG emissions in our operations, and have achieved certain results.

For the three years ended December 31, 2022, 2023 and 2024, our energy consumption costs amounted to RMB43.171 million, RMB51.656 million and RMB59.733 million, accounting for 1.13%, 0.81% and 1.49% of our revenue, respectively, and we are not categorized as energy-intensive industry. Therefore, the GHG emissions (energy use) have no direct and material effect on financial condition and operation of our Group as a whole.

In terms of Scope 1 and Scope 2 GHG emissions, our target is to reduce GHG emissions intensity by 10% from the level in 2023 by 2028. We will realize the target by reducing energy demand through lean production, retrofitting existing equipment to save energy, using renewable energy and purchasing carbon offsets tools.

For Scope 3 GHG emissions, we are currently conducting a survey on the applicability of 15 categories of Scope 3 GHG emissions, with the departments involved and the relevant external stakeholders, to determine and review the feasibility of the projects and prioritize the categories of Scope 3 GHG emissions. Due to the complexity of supply chain data, the task is still in progress currently. In the future we will make disclosures in accordance with the requirements under the Stock Exchange's Environmental, Social and Governance Reporting Code.

Following an assessment of applicability and feasibility, we will measure the relevant Scope 3 GHG emissions in accordance with the GHG Protocol. This work is expected to be completed by June 2025. Subsequently, based on data from Scope 3 GHG emissions in 2025 and 2026, we will establish reduction targets for Scope 3 emissions and collaborate with upstream and downstream partners to contribute to the reduction of GHG emissions.

Due to the special requirements for raw materials in our products, there is limited room for reduction in Category 1 (purchased goods and services). However, in Categories 4 and 9, we will implement more scientific and reasonable procurement plans and more efficient and centralized transportation plans to reduce corresponding Scope 3 GHG emissions. In Category 6 and 7, we encourage employees to adopt green commuting and reduce business travel to further reduce Scope 3 GHG emissions.

Solid Waste

The solid waste we produce is divided into hazardous waste (such as chemical waste and liquid) and non-hazardous waste (such as domestic waste from general office operations). We are committed to achieving an innocuous and efficient management of waste disposal that strictly controls the use of chemicals in the pharmaceutical process.

We have formulated internal systems to separate the disposal of solid wastes, so as to ensure that our Company can effectively control and properly dispose of all kinds of waste generated during the production, activities and service process, and prevent and reduce environmental pollution and workplace injuries.

Waste includes hazardous waste and non-hazardous waste. Hazardous wastes include pharmaceutical wastes and other hazardous wastes.

Among them, pharmaceutical waste includes the disposal of expired drugs, such as the disposal of 320.46 tons of expired drugs in previous years by our Group in 2023. Expired drugs not only cause wastage of production resources, but also affect the financial performance of our Group. Therefore, we devoted greater efforts to enhance timeliness and accuracy in forecasting market demand, carry out on-demand production and strengthen management on drugs that are near their expiration dates, and reduce expired drugs through promotion campaigns. For the three years ended December 31, 2022, 2023 and 2024, our hazardous waste disposal costs amounted to RMB0.311 million, RMB0.678 million, and RMB0.276 million respectively, accounting for 0.01%, 0.01% and 0.01% of our Group's operating income. Except for the factor of expired drugs, the generation of hazardous waste is stable and unavoidable, while it has no direct and material effects on financial condition and operation of our Group as a whole. There was no significant fluctuation in our hazardous waste intensity during the Track Record Period. In the next three years, our target for hazardous waste generation is to ensure that intensity of hazardous wastes shall not exceed 0.002 ton/kg of API production.

Non-hazardous wastes include general industrial wastes and household wastes, while these wastes are inevitably generated during normal production and office work. For the three years ended December 31, 2022, 2023 and 2024, our non-hazardous waste disposal costs amounted to RMB0.236 million, RMB0.234 million and RMB0.303 million, respectively, accounting for 0.006%, 0.004% and 0.008% of our Group's operating income, respectively, indicating that non-hazardous waste has no direct and material effect on financial condition and operation of our Group.

BUSINESS

For general industrial waste, we set up a management ledger to record the amount, type, destination and other information for statistical analysis and supervision to provide data support for waste reduction and continuously improve overall utilization rate. For domestic waste, we implement a paperless office through the OA system to reduce office waste, and reduce food waste by collecting statistics on the number of diners, small dishes and self-service rice. We regularly promote the above policies and measures to our staff members so that they can understand various aspects of waste reduction, including classification standards of wastes, and methods and importance of waste reduction, while rewarding staff members whose reasonable suggestions on waste reduction are adopted. In the next three years, our Group's target for the amount of non-hazardous wastes generated is to ensure that the intensity of non-hazardous wastes shall not exceed 0.02 ton/kg of API production.

Hazardous waste includes expired drugs, which are influenced by multiple factors such as market demand, production forecasts, and product shelf life. There is no fixed pattern for the generation and disposal of expired drugs, and with improved market demand forecasting and production scheduling experience, the generation and disposal of expired drugs generally show a decreasing trend. For other hazardous wastes (excluding expired drugs), the amount generated in 2024 was slightly higher than that in 2023, as the production volume of APIs in 2024 was also higher than that in 2023.

For non-hazardous waste, which includes general industrial waste and household waste, all such waste is handled by third parties. In 2024, under the circumstance of ensuring product quality and meeting production needs, we continuously improved our production processes and optimized production workflows. Meanwhile, we enlarged batch sizes, reduced testing frequencies for equivalent materials, and improved raw material utilization rates. These efforts contributed to a reduction in the generation of non-hazardous waste.

We rely on various metrics to measure the impact of environmental risks, which are broadly aligned with industry standards. Such metrics include the number of resource consumption, amount of wastewater generated and the amount of hazardous waste generated. We have also set various goals to reduce our environmental impacts, and we continue to take significant steps towards these targets. The following table sets forth our resource use and emission-related indicators during the Track Record Period.

Unit	For the years ended December 31,		
	2022	2023	2024
Energy consumption			
Externally purchased electricity kWh	73,698,122.0	79,046,487.0	87,173,297.0
Externally purchased steam Tons	81,037.2	93,011.6	104,996.1
Diesel ² Liters	420.0	720.0	1,800.0
Total energy consumption Tons of standard coal	16,657.8	18,488.9	20,702.7

BUSINESS

		For the years ended December 31,		
	Unit	2022	2023	2024
Total energy consumption intensity . .	Tons of standard coal/output per kilogram of APIs ¹	0.5	0.2	0.2
Water consumption				
Freshwater consumption	Tons	1,856,424.6	1,816,590.3	1,985,883.0
Total water consumption intensity . . .	Tons/output per kilogram of APIs ¹	54.0	18.1	15.0
Packaging materials used for finished goods				
Packaging materials used	Tons	3,035.3	4,606.0	3,154.6
Packaging material intensity	Tons/output per kilogram of APIs ¹	0.09	0.05	0.02
Emissions				
Industrial wastewater	Tons	387,286.5	529,596.0	469,257.9
Chemical oxygen demand COD _{Cr} . . .	Tons	11.7	15.1	18.9
Ammonia nitrogen	Tons	0.1	0.3	0.4
Greenhouse gas emissions				
Greenhouse gas emissions	Tons of CO ₂ e	67,025.2	73,683.5	83,237.4
Scope 1 total greenhouse gas emissions.	Tons of CO ₂ e	816.9	828.5	842.9
Scope 2 total greenhouse gas emissions.	Tons of CO ₂ e	66,208.3	72,855.0	82,394.5
Intensity of greenhouse emissions . . .	Tons of CO ₂ e/output per kilogram of APIs ¹	1.9	0.7	0.6
Hazardous waste generated				
Pharmaceutical waste	Tons	178.5	400.8	86.0
Other hazardous wastes	Tons	55.4	79.8	84.8
Total hazardous waste	Tons	233.9	480.6	170.8
Intensity of hazardous waste.	Tons/output per kilogram of APIs ¹	0.007	0.005	0.001

BUSINESS

		For the years ended December 31,		
	Unit	2022	2023	2024
Non-hazardous waste generated				
General industrial waste and domestic waste	Tons	2,886.9	3,346.4	1,979.8
Intensity of non-hazardous wastes . . .	Tons/output per kilogram of APIs ¹	0.08	0.03	0.01

1. Given the businesses of various subsidiaries of our Group, we believe that it is better to include output (but not revenue) in the measurement of intensity. Of which, the output of APIs is an appropriate denominator for this purpose as the unit of measurement has been applied consistently and all of the APIs have been supplied to other subsidiaries of our Group.
2. The increase in diesel of our Group in 2024 was mainly due to the purchase of a new diesel truck for transporting bacteria residue.

With the expansion of our business and anticipated commercialization of our drugs under development, we expect our resource consumption and emissions to increase. However, we will continue to adopt a wide range of measures, including strengthening source control, implementing cleaner production, rationing the use of resources, treating laboratory waste and water discharge conscientiously and responsibly, and reducing pollution in the whole process. At the same time, we strive to cultivate a corporate culture of environmental protection and work closely with our business partners to build an environmentally friendly ecosystem. We are committed to improving the environmental performance of our entire value chain, including office operations, supplier selection, raw material inflow, laboratory experiments, manufacturing process and waste management. We aim to reduce its overall energy intensity by 10% by 2028 compared to the level in 2023.

Supplier Management

We have established a comprehensive and effective procurement system. We have also signed the Anti-commercial Bribery Agreement between the Supplier and the Purchaser of Materials 《物資供需雙方反商業賄賂協議》 and the Letter of Commitment to Integrity 《廉潔承諾書》 to strictly control the occurrence of corruption. We attach great importance to and continue to identify the environmental and social risks in our supply chain, and believe that supply chain management can help reduce environmental and social risks. As such, we have established rigorous and standardized processes for supply chain management and supplier selection.

Our Group has always attached great importance to the environmental protection philosophy and social responsibility of its suppliers. In selecting and managing suppliers, we make the judgments by taking account of their quality and qualifications, while conducting assessment by taking account of the concept of environmental protection and social responsibilities, so as to ensure that all suppliers comply with our environmental protection

standards and social responsibilities. We continue to optimize the design of product packaging and advocate the use of green materials, so as to reduce the use of packaging materials while meeting the market demand and production requirements. When choosing equipment, we should strive to choose those equipment that can achieve maximum output with minimum input, or efficient equipment. In terms of craftsmanship, which means the ability of equipment to meet the requirements of production process. In addition to meeting the technical requirements of the product craftsmanship, the equipment must also comply with the requirements of GMP in relation to energy conservation and reduction in raw material consumption and energy consumption.

With regard to animal welfare, as described in the Business Section (page 377), all of our animal experiments are conducted through CROs that are qualified in animal experimentation and comply with regulations on the keeping and use of laboratory animals. We set strict standards for the protection of animal experiments. For outsourced service institutions that for the entrusted animal experiments to be conducted, we rigorously review and assess their testing capabilities and qualifications, such as those research institutions with AAALAC (Association for Assessment and Accreditation of Laboratory Animal Care 國際實驗動物評估和認可委員會) accreditation and/or GLP qualifications and with sufficient practical experience. We have clarified the ethical requirements for animal experiments, and stipulated the “3Rs” (Reduction, Replacement, Refinement) principle in the outsourcing contract we signed.

Corporate Social Responsibility

We are committed to corporate social responsibility and meeting society’s changing needs. We support and participate in socially responsible projects that align with our core values and mission. In particular, we have taken initiatives in the following areas:

- ***Launching health promotional activities.*** The “Medicine and Health Entering Thousands of Homes — Sunshine Science Popularization Tour in Guangdong Province Kick-off Conference” (藥健康進萬家—陽光科普紀行廣東省啟動會) was held in Guangzhou in May 2024. We place great importance on corporate social responsibility and have participated in and supported the “Medicine and Health Entering Thousands of Homes” initiative for many years, witnessing the project’s development and progress. We hope to continue collaborating with the Chinese Pharmacists Association and experts at all levels across the country to further advance this project nationwide and contributing to health promotional activities.
- ***“Blood Donation for National Day” Voluntary Blood Donation in 2023.*** In celebration of the 74th anniversary of the founding of the PRC, in response to the call of the Voluntary Blood Donation Committee Office of Yidu* (宜都市無償獻血工作委員會辦公室), we organized the “Blood Donation for National Day” voluntary blood donation in September 2023. A total of 130 persons donated blood and a total of 45,600 milliliters of blood were collected.

- **Charity.** On December 18, 2023, a 6.2-magnitude earthquake struck Jishishan County in Linxia Hui Autonomous Prefecture, Gansu Province. We quickly responded by initiating an emergency relief plan, pursuant to which we donated RMB1 million in cash to the disaster-stricken area in Gansu Province to alleviate the urgent needs of those affected and support their post-disaster rebuilding efforts as much as possible.
- **Launching a series of popularization activities on influenza prevention and treatment.** We attach great importance to disease prevention and education, dedicating efforts to promote and develop the concept of standardized diagnosis and treatment of influenza, organize public welfare activities to enhance public health awareness, serve the health and well-being of the public, and contribute to the construction of a healthy China. During the peak season for influenza, we, in collaboration with CCTV.com and Baidu Health, launched a series of popularization activities on influenza prevention and treatment. On December 20, 2023, our brand operation director made a guest appearance in the CCTV live broadcast room, where he provided scientific explanations on influenza prevention and treatment issues that concern the public, helping the public acquire accurate knowledge about influenza and establish correct medication concept. In the future, we will continue to collaborate with experts and platforms in various health fields to promote the popularization of proper methods of influenza prevention and treatment and the concept of rational drug use, disseminate scientific knowledge, jointly build a health line of defense against influenza, and contribute to the establishment of the national influenza prevention and control system.

Work Safety and Health

The PRC government imposes a number of regulatory requirements on pharmaceutical companies in relation to health and occupational safety. Please see “Regulatory Environment — Principal Regulatory Provisions — Laws and Regulations on Labor and Employee Incentives — Labor, Social Insurance and Housing Provident Funds” for a discussion of these requirements. We are committed to complying with PRC regulatory requirements, preventing and reducing hazards and risks associated with our operation and ensuring the health and safety of our employees and surrounding communities.

We have established a Safety Department to conduct annual inspections of our operating facilities and processes, and to set out an annual action plan each year to ensure that our pharmaceutical manufacturing operations are in compliance with the applicable laws and regulations. We conduct regular training sessions for employees on accident prevention and management. We also provide annual medical checks for our employees, and we require our production staff to attend training sessions on the required safety standards.

We are committed to regularly identifying, inspecting and rectifying workplace safety hazards and risks relating to employees’ health and safety to ensure that our employees have both a healthy and safe working and living environment, as we believe a safe and healthy

BUSINESS

workplace is not only crucial for the well-being of our employees, but also essential to the sustainability of our business. We have implemented rigorous company-wide work safety guidelines and host regular production and operation training programs to ensure that all of our employees are constantly refreshed and equipped with the necessary awareness and technical know-how to perform their work in a safe and effective manner in accordance with our internal Employee Safety Behavior Manual. We conduct regular safety inspections for our laboratories and manufacturing facilities and have formulated targeted rectification action plans to assist responsible employees in identifying and rectifying potential health and safety hazards, in order to continuously improve our safety risk protection level. As an integral part of work safety and quality assurance, we also perform routine maintenance to ensure that all equipment in the laboratories and manufacturing facilities are safe for use, including by identifying and repairing faulty equipment and equipment parts. Since our operations involve the use of hazardous materials, we carry out regular special cleaning and disinfection work, and have implemented safety protocols that set out guidelines on potential safety hazards and procedures for working in the laboratory and manufacturing facilities, including but not limited to the handling, use, storage, treatment and disposal of hazardous materials, as well as emergency planning and response. During the Track Record Period and up to the Latest Practicable Date, we did not have any major workplace accidents.

		For the years ended December 31,		
Unit		2022	2023	2024
Number and rate of employee turnover				
Total staff turnover	Number of staff members	1,192	1,177	1,306
Employee turnover rate	Percentage	21%	19%	20%

Our employee turnover rate remained at around 20% without significant fluctuation during the Track Record Period.

Our employee turnover rate during the Track Record Period was between 19% and 21%. Employee turnover is influenced by industry, region, and corporate ownership characteristics. To benchmark against industry standards, we referenced data from Wind Database for all Hong Kong-listed companies headquartered in Guangdong Province in the private biopharmaceutical-western medicine industry (a total of 4 companies). The most recent disclosed employee turnover rate for these companies ranged from 13% to 28%. Therefore, we believe that our Group's employee turnover rate is consistent with industry norms.

We are fully aware of the importance of a stable workforce, especially the stability of our core talents, for the long-term stable development of our Group. Therefore, we strive to enhance staff's recognition and sense of belonging to our Group. We optimized the recruitment

process to clarify the responsibilities, skill requirements and career development paths of each position, and used scientific talent assessment tools to ensure that the recruited personnel were highly matched with the positions and reduce turnover due to a mismatch as a result of different abilities or interests. We formulate individualized career development plans for staff members based on their interests, abilities and corporate needs, and provide clear promotion paths and development directions. Mechanisms such as regular staff communication meetings and symposiums have been established to provide staff with opportunities to express their ideas and opinions. Suggestion boxes and online feedback platform have been set up to encourage staff to provide feedback and suggestions at any time.

Workplace Diversity

Within our organization, we are committed to creating an open and inclusive workplace that promotes equality. We hire employees based on their merits and it is our corporate policy to offer equal opportunities to them regardless of gender, age, race, religion or any other social or personal characteristics. As of December 31, 2024, approximately 50% of our total employees were female. We adhere to a fair and transparent employee management system and strive to enhance gender and age diversity of our workforce.

Going forward, we intend to actively identify and monitor the actual and potential impact of ESG-related risks on our business, strategy and financial performance and incorporate considerations of ESG issues into our business, strategic and financial planning, in compliance with the recommendation of the Environmental, Social and Governance Reporting Code in Appendix C2 to the Listing Rules.

INSURANCE

In line with what we consider to be customary for PRC pharmaceutical manufacturing companies, we maintain clinical trial insurance relating to adverse events in clinical trials, property insurance covering our production facilities and equipment, insurance relating to public liability, insurance relating to transport of goods as well as insurance covering our construction projects (including accidents), all of which, combined, we believe to be sufficient. We also maintain social security insurance in accordance with the relevant laws and regulations in the PRC. We do not carry any product liability insurance or business interruption insurance as these are not mandatory under PRC law as confirmed by our PRC Legal Advisor. Please see “Risk Factors — Risks Relating to Our Business and Industries — We have limited insurance coverage, and any claims beyond our insurance coverage may result in us incurring substantial costs and a diversion of resources.”

Our Directors are of the view that our current insurance coverage is in line with industry practice and norm and is adequate for our operations.

BUSINESS

EMPLOYEES

As of December 31, 2024, we had 6,550 full-time employees. The table below sets out a breakdown of our employees by function as of December 31, 2024:

	<u>Number of employees</u>
Research and development personnel	1,135
Manufacturing personnel	2,391
Quality control personnel	731
Administrative personnel	409
Sales and marketing personnel	<u>1,884</u>
Total:	<u><u>6,550</u></u>

Most of our employees are located in Dongguan and Yidu. Some of our sales and marketing personnel are located in various sales offices within the PRC.

We provide orientation training for all new employees to ensure that they are able to understand our internal policies, employee manual and corporate culture in an efficient manner. The orientation training also provides them with the necessary skills and knowledge to perform their required duties. We also have a continuing education program to provide training for all of our employees. The aim of such continuing education program is to improve our employees' knowledge and skills in a number of important areas of our operations, including key requirements under the GMP certification system, laws and regulations applicable to our operation, quality control and workplace safety. The training is delivered by our employees, as well as by external speakers. We evaluate our training results every year and adjust training programs accordingly for the next training term. Moreover, all departments in our Company are required to keep their own training records and prepare their annual training plan each year.

We have entered into confidentiality agreements with some of our employees, which provide that all relevant intellectual properties developed by our staff during their employment with us become our intellectual properties and are treated as trade secrets, and that our employees are refrained from disclosing any trade secrets to third parties. We also enter into non-competition agreements with selected employees.

To remain competitive in the labor market, we provide various incentives and benefits to our employees. Our employees' remuneration consists of wages, bonuses, allowances, employees' provident fund, as well as social security contributions and other welfare payments pursuant to applicable laws and regulations. We have also adopted an employee incentive plan to incentivize and recognize the contribution of certain of our employees, advisor and officers. Please see "Appendix VI — Statutory and General information — D. Employee Incentive Plan" for further details of the employee incentive plan.

BUSINESS

We have complied with the statutory social security insurance fund and housing fund obligations applicable to us under the laws and regulations in China in all material aspects during the Track Record Period and as of the Latest Practicable Date. Please see “Risk Factors — Risks Relating to Our Business and Industries — We may be subject to additional payments or penalties relating to contributions to social security insurance and housing provident funds” for further details.

During the Track Record Period, we had not made full contributions to the social insurance premium and housing provident fund based on the actual salary level of some of our employees as prescribed by relevant laws and regulations, with a contribution shortfall of approx. RMB40.7 million, RMB39.7 million and RMB41.5 million for the years ended on December 31, 2022, 2023 and 2024. As advised by our PRC Legal Advisor, pursuant to relevant PRC laws and regulations, if we fail to pay the full amount of social insurance contributions as required, we may be ordered to pay the outstanding social insurance contributions within a prescribed period and may be subject to an overdue fine of 0.05% of the delayed payment per day from the date on which the payment is payable. If such payment is not made within the prescribed period, the competent authorities may further impose a fine from one to three times the amount of any overdue payment. In respect of the housing provident fund contributions, if any competent authority is of the view that the housing provident fund contributions we made do not satisfy the requirements under the relevant PRC laws and regulations, it can order us to make the outstanding balance to the relevant local authorities within a given period. As advised by our PRC Legal Advisor, pursuant to the Social Insurance Law of PRC (《中華人民共和國社會保險法》), we may be required by relevant authorities to pay the outstanding social insurance within a prescribed period, and pay an overdue fee equivalent to 0.05% of the outstanding amount for each late payment day. If we fail to pay the outstanding social insurance within the prescribed period, we may be subject to a fine equivalent to one to three times of the outstanding social insurance amount.

Our Directors believe that such non-compliance would not have a material adverse effect on our business and results of operations, considering that: (i) as advised by our PRC Legal Advisor, to the extent that there are no significant changes in the current policies and regulations related to social insurance and housing provident fund, as well as the implementation and supervision requirements of local governments, and there are no collective complaints or reports made or related litigation and arbitration initiated by employees, the risk of us being ordered to make a one-off payment and subject to significant administrative penalties by the social insurance and housing provident fund regulatory authorities due to issues such as social insurance and housing provident fund payment bases being lower than actual wages during the Track Record Period is relatively low. This view is supported by the confirmation letters that we obtained from the relevant competent authorities confirming that we were not subject to any material penalties in relation to the social insurance premium and housing provident fund; (ii) we had not been subject to any administrative penalties during the Track Record Period and up to the Latest Practicable Date; (iii) we were neither aware of any employee complaints filed against us nor involved in any labor disputes with our employees with respect to social insurance and housing provident funds during the Track Record Period and up to the Latest Practicable Date; and (iv) as of the Latest Practicable Date, we had not

BUSINESS

received any notification from the relevant PRC authorities requiring us to pay for the shortfalls or any overdue charges with respect to social insurance and housing provident funds. Other than the matters as described in this sub-section, we made all other contributions during the Track Record Period in compliance with the applicable laws and regulations.

To ensure on-going compliance with PRC laws and regulations in relation to social security insurance and housing provident funds contributions, we have designated our human resources department to be responsible for matters relating to the social security insurance and housing provident funds contributions of our Group, which will continue to monitor our on-going compliance, investigate any issues detected in a timely manner and communicate with the relevant local governmental authority to ensure we fulfill our obligations under the applicable PRC laws and regulations. We will also continue to consult our PRC legal counsel on a regular basis for advice on relevant PRC laws and regulations to enhance our awareness and to keep us abreast of relevant regulatory developments.

Our Directors confirmed that we have complied with applicable employment laws and regulations in all material respects and there have been no outstanding material labor related legal proceedings or disputes against us as of the Latest Practicable Date.

PERMITS, LICENSES AND CERTIFICATIONS

We are subject to regular inspections, examinations and audits and are required to maintain or renew the necessary permits, licenses and approvals for our business. Our Directors, as advised by our PRC Legal Advisor, confirm that, during the Track Record Period and up to the Latest Practicable Date, our Group had complied with relevant PRC laws and regulations in all material respects and had obtained all material permits, licenses and certifications from the relevant PRC authorities for its operations in China.

The following table sets forth key permits, licenses and certifications relating to our business and operations (apart from those pertaining to general business requirements), their respective purpose, issuing authority and expiry date as of the Latest Practicable Date:

Permit/License/ Approval	Purpose	Issuing authority	Expiry date
Production Permit (SLP)	Granules, oral suspension, tablets, hard capsules production	Guangdong Provincial Medical Products Administration	April 22, 2030

BUSINESS

Permit/License/ Approval	Purpose	Issuing authority	Expiry date
Production Permit (Dongguan Yangzhikang)	Clarithromycin Sustained-Release Tablets, Moxifloxacin Hydrochloride Tablets, Clarithromycin Tablets, Levofloxacin Tablets, and Olmesartan Medoxomil Tablets production	Guangdong Provincial Medical Products Administration	April 7, 2030
Production Permit (Yichang HEC Pharmaceutical).	API production	Hubei Provincial Medical Products Administration	May 10, 2026
Production Permit (HEC CJ Pharm)	freeze-dried powder injection, tablets, hard capsules, granules, dry suspensions, powders, API, therapeutic biological products production	Hubei Provincial Medical Products Administration	November 4, 2025 ¹
Drug Operation Permit (Yichang HEC Medical).	Chinese medicines, chemical raw materials, chemical pharmaceutical formulation, antibiotic raw materials, and antibiotic formulations (excluding refrigerated and frozen medicines) operation	Hubei Provincial Medical Products Administration	November 3, 2025 ²
Certificate of GMP Compliance of a Manufacturer (SLP) ³	Tablets, hard capsules, oral suspension	National Office for Health and Social Affairs of Germany	January 28, 2027

Note 1: The renewal application is planned to be submitted in early July, with the renewal expected to be completed by the end of September in 2025.

Note 2: The renewal application is planned to be submitted in late August, with the renewal expected to be completed by the end of October in 2025.

Note 3: According to the relevant requirements under the Circular on the Relevant Issues Concerning the Implementation of the Drug Administration Law of the PRC (《關於貫徹實施〈中華人民共和國藥品管理法〉有關事項的公告》) (2019 No. 103 announcement), the GMP certification was canceled from December 1, 2019, after which, no application for GMP certification would be accepted and no GMP certificate would be granted. Therefore, the GMP certificates held by the Company and its subsidiaries will not be renewed upon expiration. Regulatory departments will continue to supervise enterprises to ensure compliance with

relevant requirements for drug production through routine supervision. For further information relating to GMP certification, please see “Regulatory Environment — Principal Regulatory Provisions — Laws and Regulations on the Manufacturing of Drugs — Good Manufacturing Practice”.

We monitor the validity status of, and make timely applications for the renewal of, relevant licenses, permits, approvals, and certificates prior to the expiration date. During the Track Record Period and up to the Latest Practicable Date, we had not experienced any material difficulty in obtaining or renewing the required licenses, permits, approvals, and certificates for our business operations. We do not expect there to be any material legal impediment in renewing these licenses, permits, approvals and certificates as they expire in future as long as we are in compliance with applicable laws, regulations, and rules.

INTERNAL CONTROL AND RISK MANAGEMENT

Risk Management

We recognize that risk management is critical to the success of our business operation. Key operational risks faced by us include changes in the general market condition and the regulatory environment of the Chinese and global pharmaceuticals markets, our ability to develop, manufacture and commercialize our drugs under development, and our ability to compete with other biopharmaceutical companies. Please see “Risk Factors” for a discussion of various risks and uncertainties we face.

We have adopted a comprehensive set of risk management policies which set out a risk management framework to identify, assess, evaluate and monitor key risks associated with our strategic objectives on an on-going basis. We categorize the risks into strategic risks, market risks, operational risks, financial risks and legal risks based on the impacts that these risks pose to our development strategy and operational targets. Risks identified by our management team will be analyzed on the basis of likelihood and impact, and will be properly followed up with mitigated and rectified by our Group and reported to our Directors. Our Directors are responsible for supervising the implementation of our risk management policies.

To monitor the ongoing implementation of risk management policies and corporate governance measures after the listing, we have adopted or will continue to adopt, among other things, the following risk management measures:

- Our Directors will oversee and manage the overall risks associated with our business operations, including (i) reviewing and approving our risk management policy to ensure that it is consistent with our corporate objectives; (ii) reviewing and approving the annual working plan and annual report of our corporate risk management; (iii) monitoring the most significant risks associated with our business operation and our management’s handling of such risks; (iv) reviewing our corporate risk in the light of our corporate risk tolerance; (v) monitoring and ensuring the appropriate application of our risk management framework across our Group; and (vi) establishing the risk management committee to report on the effectiveness of the comprehensive risk management to the Board.

- Our audit department will be responsible for (i) formulating our risk management policy and reviewing major risk management issues of our Company; (ii) formulating the annual working plan and annual report of risk management; (iii) providing guidance on our risk management approach to the relevant departments in our Company and supervising the implementation of our risk management policy by the relevant departments; (iv) reviewing the relevant departments' reports on key risks and providing feedback; (v) education and training in relation to risk management; and (vi) daily coordination of risk management.
- The relevant departments in our Company, including but not limited to the finance department, the legal department and the human resources department, are responsible for implementing our risk management policy and carrying out our day-to-day risk management practice. In order to formalize risk management across our Group and set a universal level of transparency and risk management performance, the relevant departments will (i) gather information about the risks relating to their operation or function; (ii) conduct risk assessments, which include the identification, prioritization, measurement and categorization of all key risks that could potentially affect their objectives; (iii) continuously monitor the key risks relating to their operation or function; (iv) implement appropriate risk responses where necessary; (v) develop and maintain an appropriate mechanism to facilitate the application of our risk management framework; and (vi) timely report to our audit department upon the discovery of material risks.

Internal Control

In order to achieve control objectives, the board of directors, board of supervisors, managers and all employees of our Company continue to establish and improve our Company's internal control system. Our Board is responsible for establishing our internal control system and reviewing its effectiveness. During the process of preparing for the Listing, we have engaged an internal control consultant to perform a review based on an agreed-upon scope in connection with the internal control of our Company and our major operating subsidiaries on our Group's entity-level controls and internal controls of various processes, including financial reporting and disclosure controls, human resources and payroll management, general controls of IT system, taxation management, contract management and other procedures of our operations in accordance with AATB 1 issued by the Hong Kong Institute of Certified Public Accountants, and no further recommendation has been provided by the internal control consultant during the follow-up review.

During the Track Record Period, we regularly reviewed and enhanced our internal control system. Below is a summary of the internal control policies, measures and procedures we have implemented or plan to implement:

- **Internal Audit.** We put in place the internal audit charter that clearly states the objectives, organization, roles and responsibilities, working scope and procedures of our internal audit function. We established an internal audit department that is

responsible for internal auditing and execution of anti-bribery measures in accordance with the internal audit charter. The internal audit department reports to our senior management and the audit committee.

- **Audit Committee.** We have established an audit committee which (i) makes recommendations to our Directors on the appointment and removal of external auditors; (ii) reviews our financial statements and gives advice in respect of financial reporting and (iii) oversees internal control procedures of our Group.
- **Internal Control Management Handbook.** In order to continuously improve risk management capabilities, promote our Company's sustainable development, implement the "Basic Standards for Corporate Internal Control" and supporting guidelines, and establish and improve our internal control system, we have compiled the "Internal Control Management Manual" as a guide for (i) establishing, implementing and evaluating internal controls, (ii) specifying the departments responsible for implementing the internal controls and the departments accountable and (iii) refining the control requirements and key points.
- **Listing Rules Compliance.** We have adopted various policies to ensure compliance with the Listing Rules, including but not limited to aspects relating to corporate governance, connected transactions, notifiable transactions, inside information and securities transactions by our Directors. We have designated staff to monitor our compliance with the Listing Rules and other applicable laws and regulations, who have the power to investigate relevant incidents (if any) and communicate with the related authorities or advisers.
- **Code of Conduct.** Our code of conduct explicitly communicates to each employee our values, acceptable criteria for decision-making and our ground rules for behavior. Our code of conduct also includes whistle-blowing policies to encourage all employees to speak up against any sub-standard behavior. We also established an anti-money laundering management group and a related working group that are responsible for monitoring and supervising the implementation of our code of conduct and our anti-money laundering policies.
- **Legal compliance.** We have engaged a law firm to advise us on and keep us abreast with PRC and Hong Kong laws and regulations. We will continue to arrange various trainings to be provided by external legal advisers from time to time when necessary and/or any appropriate accredited institution to update our Directors, senior management, and relevant employees on the latest PRC and Hong Kong laws and regulations.

To ensure the effective management of our intellectual property and to mitigate the risk of litigation related to intellectual property infringement, we have implemented comprehensive internal policies and established a robust intellectual property management system. These measures include:

BUSINESS

- ***Prevention of Third-Party Intellectual Property Infringement.*** Our intellectual property department, which oversees intellectual property management, conducts rigorous searches and analyses of research and development outcomes upon the completion of research projects and technological developments. This process involves identifying potential infringements on third-party intellectual property rights, preparing detailed inspection reports, and ensuring compliance with applicable laws to prevent any unauthorized use of protected intellectual property.
- ***Employee Confidentiality and Compliance Measures.*** Employees are required to strictly adhere to confidentiality obligations concerning technical trade secrets. To this end, they must sign confidentiality agreements and non-compete covenants, as well as comply with an internal confidentiality framework that defines their specific responsibilities. In addition, R&D staff is required to conduct a search for their R&D outcome to confirm it does not involve patented technology that may impose infringement risks.
- ***Training and Knowledge Development.*** We provide regular training programs to ensure employees have a thorough understanding of our intellectual property policies and their obligations under them. These programs include periodic assessments to evaluate employee knowledge and compliance, as well as access to updated resources reflecting changes in intellectual property laws and regulations. A feedback mechanism has also been established to refine training initiatives based on employee input and evolving industry standards.
- ***Lifecycle Management of Intellectual Property.*** An internal intellectual property management system has been implemented to oversee the full lifecycle management of our proprietary IP assets. This system supports various functions, including patent applications, and maintenance, ensuring effective administration and protection of our intellectual property portfolio.

We will conduct periodic review of relevant laws and regulations and amend our internal policies to ensure compliance with the latest applicable laws and regulations.

LEGAL AND COMPLIANCE

Legal Proceedings

During the Track Record Period and as of the Latest Practicable Date, no member of our Group or any of our Directors was engaged in any litigation, arbitration or claim of material importance, and no litigation, arbitration or claim of material importance was known to the Directors to be pending or threatened by or against our Group or any of our Directors, that would have a material adverse effect on its business, financial condition or results of operations. We may, from time to time, become a party to various legal, arbitration or administrative proceedings arising in the ordinary course of our business. Please see “Risk Factors — Risks Relating to Our Business and Industries — We are and may be involved in

litigation, legal disputes, claims or administrative proceedings which could be costly and time-consuming to resolve” and “Risk Factors — Risks Relating to Our Business and Industries — If we are sued for infringing, misappropriating, or otherwise violating intellectual property rights of third parties or engaging in unfair competition, such litigation could be costly and time-consuming and could prevent or delay us from developing or commercializing our drug candidates” for further details.

Recent Intellectual Property Infringement Claim

In November 2021, Boehringer Ingelheim Pharma GmbH & Co. KG (“勃林格殷格翰製藥兩合公司”) (“**Boehringer**”) alleged that parties including HEC CJ Pharm, Ruyuan HEC Pharma, and we infringed its patent rights under Patent No. ZL03819760.X by engaging in the manufacturing, sale, and offering for sale of Linagliptin tablets and filed a lawsuit with the Shanghai Intellectual Property Court in July 2021 seeking an injunction to stop the alleged infringement and demanding compensation for economic losses and reasonable expenses incurred in enforcing its rights, initially amounting to RMB50 million (“**Linagliptin Case**”). Boehringer alleged that the patent-in-dispute protects the compound, compositions, and methods of use related to the active pharmaceutical ingredient known by the International Nonproprietary Name (INN) Linagliptin. Boehringer contended that our Linagliptin falls within the patent’s scope under applicable pharmaceutical nomenclature regulations and approved labeling, satisfying claim limitations for infringement. On June 3, 2024, Boehringer submitted an application to amend its claims, requesting punitive damages totaling RMB100 million, such amount being our maximum monetary exposure at the moment based on the current claims submitted by Boehringer. On July 2, 2024, the Shanghai Intellectual Property Court issued a ruling transferring the case to the Shanghai High People’s Court for further proceedings. In January and February 2025, the Shanghai High People’s Court organized two evidence examinations (質證). The case is currently awaiting trial by the Shanghai High People’s Court. The percentage of revenue contribution from Linagliptin tablets during the Track Record Period is 2.67%, 0.90% and 4.69% for the years ended December 31, 2022, 2023 and 2024, respectively. As of Latest Practicable Date, no judgment has been rendered by the court regarding this case. Besides the disputes regarding Linagliptin, we do not have any other relationship with the plaintiff.

On July 4, 2018, we applied to the NMPA for marketing approval of a generic drug, Linagliptin tablets, and received approval on July 8, 2020 (Approval Number: H20203294). In February 2019, HEC CJ Pharm entered into a purchase agreement with us to acquire the technology, marketing approval, and sales rights associated with the approved Linagliptin tablets (“**Linagliptin Purchase Agreement**”). In March 2021, HEC CJ Pharm and we executed a manufacture framework agreement under which we were commissioned to manufacture Linagliptin tablets (“**Linagliptin Framework Agreement**”). Starting from February 2021, we listed the relevant products on the drug procurement platform under our own name for sale following HEC CJ Pharm’s instruction. HEC CJ Pharm retains all rights and interests for Linagliptin within China.

In November 2021, Boehringer filed an administrative adjudication request with the China National Intellectual Property Administration against HEC CJ Pharm and us (“**Respondents**”) in connection with Linagliptin tablets. In July 2022, the CNIPA issued an administrative decision ordering the Respondents to cease the alleged infringement and sales of Linagliptin tablets in various provinces in China. After receiving the notices from each local government to enforce CNIPA’s decision, we delisted or suspended the listings of the products involved from various sales platforms in that local government area. The CNIPA’s administrative decision ceased to be effective in August 2023 upon the expiration of Boehringer’s patent in respect of the Linagliptin tablets, after which we resumed sales of the products. The administrative decision by the CNIPA is an independent legal proceeding and is procedurally separate from the Linagliptin Case, as it involves a different patent. Accordingly, the administrative decision does not affect the progress of the Linagliptin Case.

Since the administrative decision was made by CNIPA in July 2022, CNIPA has not initiated any further administrative procedures, nor has it made any other administrative decisions or taken any administrative measures regarding this case.

Having considered the legal advice from our PRC Legal Advisor and the facts of the Linagliptin Case, our Directors are of the view that the Linagliptin Case does not have any material adverse impact on our business operations and financial performance, and thus do not consider it as material litigation of our Group because:

- The patent in dispute (Patent No. ZL03819760.X) held by Boehringer expired in August 2023. As advised by our PRC Legal Advisor, the expiration of a patent means its associated rights are no longer protected, and our manufacturing or sales activities related to linagliptin tablets after the expiry date do not constitute infringement of the patent in dispute.
- We acquired the Linagliptin tablets related rights from one of our Controlling Shareholders in 2019, who developed the Linagliptin tablets and indemnifies us of any legal liabilities and obligations and any losses, damages and claims associated with the Linagliptin tablets under the Linagliptin Purchase Agreement and Linagliptin Framework Agreement. As advised by our PRC Legal Advisor, based on the Linagliptin Purchase Agreement the amount claimed in the Linagliptin Case, if any, shall be covered by the Controlling Shareholder’s indemnity. As a result, we have not made any provisions in relation to the Linagliptin Case during the Track Record Period.

Legal Compliance

During the Track Record Period and up to the Latest Practicable Date, we had not been and were not involved in any material non-compliance incidents that led to fines, enforcement actions or other penalties that could, individually or in aggregate, have a material adverse

effect on our business, financial condition or results of operations, and there were no material intellectual property disputes and we had complied with the relevant laws and regulations in all material respects and obtained all material permits, licences and certifications for our overseas operations.

DATA PRIVACY AND PROTECTION

We receive, collect, generate, store, process, transmit and maintain medical data treatment records, clinical trial data and other medical or clinical details of the subjects enrolled in our clinical trials. Such medical or clinical data does not include any personal data and we do not receive, collect, generate, store, process, transmit and maintain the personal data of our subjects who enrolled in our clinical trials. The “medical data treatment records” refer to clinical trial-related data collected, stored, and processed by us. These data are crucial to the success of clinical trials and includes information such as subject identifiers (e.g., coded identifiers, screening numbers, randomization codes), demographic data, medical history, drug intervention details, efficacy endpoints, and safety information. We do not store personal data, such as subject names and ID numbers. Such information is retained exclusively by the research centers or hospitals conducting the trials. We submit medical or clinical data as required by US FDA review of our drug applications, but such medical or clinical data required by the US FDA does not include any personal data. We did not conduct any cross-border personal data transmission during the Track Record Period and up to the Latest Practicable Date.

As of the Latest Practicable Date, we had designed strict data protection policies to ensure that the collection, use, storage, transmission, dissemination and destruction of data are in compliance with applicable laws, regulations and prevalent industry practice. As advised by our PRC Legal Advisor, during the Track Record Period and up to the Latest Practicable Date, we have not been subject to any administrative penalties imposed by the relevant authorities for violation of any applicable laws and regulations relating to data privacy and protection.

Data Protection Policy

We have implemented a comprehensive data privacy and protection policy that includes the following key principles: (i) We will collect personal information and data from users only with their prior informed consent. We make reasonable efforts to use, disclose, and request only the minimum amount of information necessary for the intended purposes related to our products and services. (ii) Users must acknowledge the terms and conditions of the user agreement and the privacy policy before accessing our products and services. If personal data processing is required, users need to consent to our collection, use, and disclosure of their data in compliance with applicable laws and regulations. We will only utilize user data with their prior informed consent. (iii) When transmitting and storing sensitive personal information, we employ security measures such as encryption to ensure its protection. (iv) We do not sell, share, or otherwise provide any personal information to third parties, except as required by law. (v) We will implement relevant and appropriate internal procedures and controls to protect user data and prevent leakage or loss.

We have established a robust internal governance framework focused on data privacy and protection. This framework includes a variety of management regimes, such as: Data Security Management Measures, Personal Information Lifecycle Management Measures, Personal Information Breach Incident Management Measures, Data Destruction Management Measures. In addition to these measures, we have implemented a range of internal safeguards designed to ensure the privacy and security of user data.

- (i) Data is categorized, hierarchically classified, encrypted, and securely backed up throughout the storage phase to maintain integrity and security.
- (ii) User data collected during daily business operations within the PRC is stored within the PRC.
- (iii) We have established an Information Security Management Committee and a dedicated Information Security Management Team. These groups manage and supervise network and data security, personal information protection, and ensure the enforcement of internal policies and measures.
- (iv) Access controls are strictly enforced, ensuring personnel access personal information only on a need-to-know basis, adhering to the principle of least privilege. Employees can only access the minimum data required to perform their specific tasks.
- (v) We are dedicated to the continuous education and training of our employees to cultivate a strong culture of information security protection throughout the organization.

During the Track Record Period and up to the Latest Practicable Date, we have not experienced any material data leakage.

BUSINESS

AWARDS AND RECOGNITIONS

As a result of the quality and strong reputation of our products, creditworthiness and contribution to the community, we have been given the following awards, authentication and recognition:

No.	Award	Awardee/Awarded product	Year	Awarding unit
1.	The 25th China Patent Gold Award — Oseltamivir phosphate granules and its preparation method (第二十五屆中國專利金獎 — 磷酸奧司他韋顆粒劑及其制備方法)	SLP	2025	China National Intellectual Property Administration
2.	First Class Sci-Tech Advancement Award of Guangdong Province for 2023 (“2023年度廣東省科技進步獎一等獎”)	SLP	2024	People’s Government of Guangdong Province
3.	The First Tier of the “Top 100 in Research and Development of Chinese Pharmaceutical Industry for 2024” List (“2024中國醫藥工業研發百強”榜單第一梯級)	SLP	2024	Sinohealth
4.	National Key Laboratory for Research and Development of New Anti-infective Drugs (抗感染新藥研發全國重點實驗室)	SLP	2023	Ministry of Science and Technology of the PRC
5.	The First Tier of the “Top 100 Chinese Pharmaceutical Innovators for 2022 and 2023” List (“2022、2023中國醫藥創新企業100強”榜單第一梯級)	SLP	2022, 2023	Healthcare Executive Magazine
6.	Top 100 Invention Patents in the Global Biomedical Industry in 2022 (No. 4 in China) (2022年全球生物醫藥產業發明專利排行榜TOP 100(中國第4位))	SLP	2023	incoPat (Global Patent Database) Innovation Index Research Center

BUSINESS

No.	Award	Awardee/Awarded product	Year	Awarding unit
7.	2023 Pharmaceutical Industry Competitiveness Top 100 List (2023醫藥工業競爭力百強榜)	HEC CJ Pharm	2023	Sinohealth
8.	National High-Tech Enterprise (國家高新技術企業)	SLP	2023	Provincial Department of Science and Technology and other departments
9.	2017~2023 China Pharmaceutical R&D Comprehensive Strength Ranking TOP 20 List (2017~2023中國藥品研發綜合 實力排行榜TOP 20榜單)	SLP	2023	Yaozh.com (藥智網)
10.	The Second Prize of the Beijing Science and Technology Progress Award (北京市科學 技術進步獎二等獎)	SLP/HEC CJ Pharm	2023	People's Government of Beijing Municipality
11.	The “Most Innovative Enterprise with R&D Strength “in the 4th China Biopharmaceutical Industry Chain Innovation List for 2023 (2023年第四屆中國 生物醫藥產業鏈創新風雲榜“年 度最具研發實力創新型企業”稱 號)	SLP	2023	China Biopharmaceutical Industry Chain Innovation and Transformation Consortium
12.	The “Principal” Enterprise of the Biopharmaceutical and High-end Medical Device Industry Chain (生物藥醫藥及 高端醫療器材產業鏈 “鏈主” 企業)	SLP	2023	Dongguan Municipal Bureau of Industry and Information Technology Bureau, Dongguan Municipal Bureau of Science and Technology

BUSINESS

No.	Award	Awardee/Awarded product	Year	Awarding unit
13.	2023 Influenza Medicine Brand List (2023年流行性感冒藥品牌榜)	Kewei	2023	CPEO (西普會)
14.	2023 Most Valuable Collaboration Item in Chinese Chain Pharmacies (2023中國連鎖藥店最具合作價值單品)	Kewei Granules	2023	Menet.com (米內網)
15.	Most Popular Star Product in Pharmacies (最受藥店歡迎的明星單品)	Kewei Granules	2023	West Lake Forum (西湖論壇)
16.	Golden Horse Award for the Most Innovative Enterprise with the Best R&D Strength (最具研發實力創新BigPharma企業金馬獎)	SLP	2022	China Biomedical Industry Chain Innovation and Transformation Alliance
17.	China Pharmaceuticals – Top Brand of Anti-infective Drugs in Hospital Terminal of China’s Pharmaceutical Brands (中國醫藥•品牌榜醫院終端抗感染用藥榜首品牌)	Kewei	2022	Menet.com (米內網)
18.	2022 Top Brand of Anti-infective Drugs in Hospital Terminal of China’s Pharmaceutical Brands (2022中國醫藥品牌榜醫院終端抗感染用藥榜首品牌)	HEC CJ Pharm/ Kewei	2022	Menet.com (米內網)
19.	Enterprise Technology Center of Guangdong Province (廣東省省級企業技術中心)	SLP	2021	Department of Industry and Information Technology of Guangdong Province and other departments

BUSINESS

No.	Award	Awardee/Awarded product	Year	Awarding unit
20.	Breakthrough New Drug of the Year at the 13th Health China Forum (第十三屆健康中國論壇年度突破新藥)	Emitasvir phosphate capsules (Dongweien)	2021	People's Daily Health APP
21.	Technological Giant, the Invisible Champion of the Subdivision of Pillar Industries in Hubei Province (湖北省支柱產業細分領域隱形冠軍科技小巨人)	HEC CJ Pharm	2021	Department of Economy and Information Technology of Hubei Province
22.	Best ESG Award of the 5th Golden Hong Kong Stocks Awards (第五屆金港股年度頒獎盛典最佳ESG獎)	HEC CJ Pharm	2021	RoyalFlush Finance
23.	“Enterprise Management Award” of the Pharmaceutical Industry in the “13th Five-Year Plan” (醫藥行業“十三五”“企業管理獎”)	HEC CJ Pharm	2021	R&D-based Pharmaceutical Industry Association Committee under the China Association of Enterprises with Foreign Investment (中國外商投資企業協會藥品研製和開發行業委員會)
24.	Top 100 List of China's Pharmaceutical Industry (中國醫藥工業百強榜)	HEC CJ Pharm	2020	Menet.com (米內網)
25.	National Intellectual Property Demonstration Enterprise (國家知識產權示範企業)	SLP	2017	China National Intellectual Property Administration

CONNECTED TRANSACTIONS

OVERVIEW

We entered into certain transactions with our connected persons in the past. As these transactions will be continued after the Listing, the transactions shall constitute continuing connected transactions under the Listing Rules.

CONNECTED PERSONS

Immediately following the Introduction and the Privatization, our Company is held, directly and indirectly, as to approximately 44.34% of the total issued share capital by Shenzhen HEC Industrial, one of our Controlling Shareholders. Therefore, Shenzhen HEC Industrial and its associates are our connected persons pursuant to the Listing Rules.

SUMMARY OF CONTINUING CONNECTED TRANSACTIONS

Nature of Transactions	Applicable Listing Rules	Waiver Sought	Proposed Annual Caps (RMB Million) for the financial year ending December 31,		
			2025	2026	2027
Fully Exempted Continuing Connected Transaction					
Provision of guarantees to us by our Controlling Shareholders	Rule 14A.90	None	—	—	—
Partially Exempted Continuing Connected Transactions					
Accommodation, Catering and Other Services Framework Agreement . . .	Rules 14A.76(2) and 14A.105	Announcement requirement	40.0	40.0	40.0
Energy Purchase Framework Agreement	Rules 14A.76(2) and 14A.105	Announcement requirement	63.0	63.0	63.0
APIs and Intermediates Purchase Framework Agreement	Rules 14A.76(2) and 14A.105	Announcement requirement	158.6	158.6	158.6
Packaging and Production Materials Purchase Framework Agreement . . .	Rules 14A.76(2) and 14A.105	Announcement requirement	40.0	40.0	40.0

CONNECTED TRANSACTIONS

FULLY EXEMPTED CONTINUING CONNECTED TRANSACTION

1. Provision of guarantees to us by our Controlling Shareholders

Our Controlling Shareholders have provided guarantees in favor of us to secure loans from various commercial banks and financial institutions. As of April 30, 2025, our outstanding borrowings guaranteed by our Controlling Shareholders in aggregate amounted to RMB4,440.5 million. The relevant outstanding borrowings guaranteed by our Controlling Shareholders will expire between 2025 to 2033, with annual interest rates ranging from 2.33% to 8.5%. As the early release of guarantees provided by our Controlling Shareholders is not in the best commercial interest of our Group and the Shareholders as a whole, we do not intend to discharge such guarantees prior to Listing and the guarantees will continue to be in effect immediately after the Listing.

Upon the completion of the Listing, such provision of guarantees by our Controlling Shareholders will constitute financial assistance under Chapter 14A of the Listing Rules. However, as the financial assistance was provided for the benefit of our Group on normal commercial terms and no security over the assets of our Group was granted in respect of the financial assistance, it is exempt from reporting, announcement and independent shareholders' approval requirements by virtue of Rule 14A.90 of the Listing Rules.

PARTIALLY EXEMPTED CONTINUING CONNECTED TRANSACTIONS

As the highest applicable percentage ratio of the proposed annual caps under the Listing Rules is expected to be above 0.1% but below 5%, the following transactions are exempted from the independent shareholders' approval requirement under Rule 14A.76(2) of the Listing Rules but are subject to the reporting, announcement and annual review requirements.

2. Accommodation, Catering and Other Services Framework Agreement

On June 24, 2025, our Company entered into a framework agreement with Shenzhen HEC Industrial, in relation to the provision of accommodation, catering and other services such as sewage treatment services to our Group by Shenzhen HEC Industrial Group (“**Accommodation, Catering and Other Services**”). Our Group and Shenzhen HEC Industrial or its subsidiaries will enter into specific services agreements in respect of each transaction pursuant to the terms of the Accommodation, Catering and Other Services Framework Agreement.

CONNECTED TRANSACTIONS

The principal terms of the Accommodation, Catering and Other Services Framework Agreement are as follows:

Date	June 24, 2025
Parties	Our Company (for ourselves and on behalf of our subsidiaries) Shenzhen HEC Industrial (for itself and on behalf of its subsidiaries)
Duration	From the Listing Date to December 31, 2027
Description of transaction	Shenzhen HEC Industrial will provide Accommodation, Catering and Other Services to our Group
Payment method	Our Company or our subsidiaries will pay the corresponding amount by telegraphic transfer to Shenzhen HEC Industrial or its subsidiaries within 90 days upon receipt of the invoice issued by Shenzhen HEC Industrial or its subsidiaries or by other methods agreed by both parties

Pricing policy

The fee for accommodation and catering services charged by Shenzhen HEC Industrial Group to our Group is determined with reference to the actual consumption volume and the price of settlement based on the unified external settlement price list published by the relevant hotel or restaurant with the most preferential discount, and are settled based on the actual consumption volume.

Fees for sewage treatment services is based on a “cost-plus” mechanism. In addition to the necessary costs and expenses incurred for the provision of sewage treatment services, Shenzhen HEC Industrial Group charges our Group an additional fee ranging from 10% to 15% of the necessary costs and expenses.

Annual caps and determination basis

To capitalize on market opportunities and enhance brand recognition for its core products, our Group has significantly increased the frequency of its market promotional events, academic conferences, and other marketing activities since 2023. Consequently, expenses related to accommodation, catering, and other services have risen proportionately for the years ended December 31, 2023 and 2024. As our Company continues to expand its business scale and product range, we anticipate hosting even more new market promotional events, academic

CONNECTED TRANSACTIONS

conferences and other marketing activities in the future. Along with the existing market promotional events, academic conferences and other marketing activities which are recurring in nature, the aforementioned growth is expected to lead to a proportional increase in demand for Accommodation, Catering and Other Services provided by Shenzhen HEC Industrial Group for the three years ending December 31, 2027.

Our Group estimates that the annual caps under the Accommodation, Catering and Other Services Framework Agreement for each of the three years ending December 31, 2027 are RMB40.0 million, RMB40.0 million and RMB40.0 million, respectively.

In determining the proposed annual caps under the Accommodation, Catering and Other Services Framework Agreement, our Directors have taken into account a number of factors, including (1) historical transaction amounts, in particular, the transaction amount for Accommodation, Catering and Other Services provided to our Group by Shenzhen HEC Industrial Group for the year ended December 31, 2024 of RMB35.5 million, which represents 88.8% of the proposed annual caps for each of the years ending December 31, 2025, 2026 and 2027; (2) the expected increase in the number of market promotional events, academic promotion conferences and other marketing activities for core products; and (3) our Group's business development strategies.

As a significant portion of such marketing promotional events, academic conferences and other marketing activities are recurring in nature, our Company expects that the transaction amount for Accommodation, Catering and Other Services for the years ending December 31, 2025, 2026 and 2027 would remain at a sustained level similar to that of for the year ended December 31, 2024.

Historical transaction amounts

Fee paid or payable to Shenzhen HEC Industrial Group in respect of Accommodation, Catering and Other Services for each of the three years ended December 31, 2024:

	For the year ended December 31, 2022	For the year ended December 31, 2023	For the year ended December 31, 2024
	<i>RMB million</i>	<i>RMB million</i>	<i>RMB million</i>
Fee paid or payable by our Group to Shenzhen HEC Industrial Group for Accommodation, Catering and Other Services	7.9	20.0	35.5

CONNECTED TRANSACTIONS

Reasons for the transaction

Our Group had historically used venues operated by Shenzhen HEC Industrial Group for convening market promotional events, academic promotion activities and other marketing activities since our Group does not own such facilities. Furthermore, the venue is located at a relatively convenient location and close to our Group and the services and prices offered by Shenzhen HEC Industrial Group are in line with or better than those offered by Independent Third Parties. We have maintained long-term cooperation with Shenzhen HEC Industrial Group and our Directors considered that continuing renting such venues from Shenzhen HEC Industrial Group is beneficial for our Group's overall operation. Therefore, it is commercially desirable to continue to procure accommodation and catering services from Shenzhen HEC Industrial Group.

Further, our Group had also historically engaged Shenzhen HEC Industrial Group to provide sewage treatment services for our production facilities in Yidu. As our Group's production facility in Yidu is located within close proximity to Shenzhen HEC Industrial Group's sewage treatment facilities, and the sewage treatment services provided by Shenzhen HEC Industrial Group are in line with our Company's requirements and needs, it is commercially desirable for our Group to continue engaging Shenzhen HEC Industrial Group to provide such services.

3. Energy Purchase Framework Agreement

On June 24, 2025, our Company and Shenzhen HEC Industrial entered into a framework agreement in relation to supply of electricity and steam ("**Energy**") by Shenzhen HEC Industrial Group to our Group. Our Group and Shenzhen HEC Industrial or its subsidiaries will enter into specific purchase agreements in respect of each transaction pursuant to the terms of the Energy Purchase Framework Agreement.

The principal terms of the Energy Purchase Framework Agreement are as follows:

Date June 24, 2025

Parties Our Company (for ourselves and on behalf of our subsidiaries)

Shenzhen HEC Industrial (for itself and on behalf of its subsidiaries)

Duration From the Listing Date to December 31, 2027

Description of transaction Our Company purchases Energy required for production from Shenzhen HEC Industrial

CONNECTED TRANSACTIONS

Payment method Our Company or our subsidiaries will pay the corresponding amount by telegraphic transfer to Shenzhen HEC Industrial or its subsidiaries within 90 days upon receipt of the invoice issued by Shenzhen HEC Industrial or its subsidiaries or by other methods agreed by both parties

Pricing policy

Purchase price for Energy will be determined in accordance with (i) the reply letter from Yichang Price Bureau (宜昌市物價局) in relation to the electricity supply price in direct supply district by Yichang HEC Power Plant Co., Ltd.* (宜昌東陽光火力發電有限公司) (“**Yichang HEC Power Plant**”), a direct non-wholly owned subsidiary of Shenzhen HEC Industrial, from time to time; and (ii) the price for similar enterprises as stipulated in the price list for steam supply to enterprise from Yichang Price Bureau (宜昌市物價局) from time to time, whereas:

- (a) the electricity supply price in accordance with the benchmark price of RMB0.4161 per kWh, which was approved by the Hubei Provincial Price Bureau (湖北省物價局) in the notice of reasonable adjustment of the electricity tariff structure pursuant to Hubei Provincial Price Bureau (E Jia Huan Zi [2017] No. 92) (鄂價環資[2017]92號文) and the letter from the Yidu Development and Reform Bureau (宜都市發展和改革局) in relation to the electricity supply price in direct supply district by Yichang HEC Power Plant, which stipulates that the power supply tariff in the direct supply zone shall not be lower than the benchmark on-grid tariff of Hubei Province for the same period and shall not be higher than 120% of the benchmark on-grid tariff of the Hubei Province for the same period; and
- (b) the steam supply price is determined with the range of approximately RMB130 per ton to RMB260 per ton, which were the price charged by Yichang HEC Power Plant and HEC Biochemical Pharma, a subsidiary of Shenzhen HEC Industrial, to our Group historically.

Annual caps and determination basis

Our Group estimates that the annual caps under the Energy Purchase Framework Agreement for each of the three years ending December 31, 2027 are RMB63.0 million, RMB63.0 million and RMB63.0 million, respectively.

In determining the proposed annual caps under the Energy Purchase Framework Agreement, our Directors have taken into account a number of factors, including (1) the historical transaction amounts, in particular, the transaction amount for Energy procured by our Group from Shenzhen HEC Industrial Group for the year ended December 31, 2024 of RMB59.3 million, which represents 94.1% of the proposed annual caps for each of the years

CONNECTED TRANSACTIONS

ending December 31, 2025, 2026 and 2027; (2) our Group's estimated production for the years ending December 31, 2025, 2026 and 2027; (3) the estimated production output of our insulin factory in Hubei Yidu for the years ending December 31, 2025, 2026 and 2027; and (4) our Group's business development.

Our purchase of Energy increased significantly since January 1, 2023 due to the commencement of production of our insulin factory in Hubei Yidu in 2023. As we expect the production volume of our insulin factory to remain at a stable level for the foreseeable future, it is expected that our demand for Energy would remain at a sustained level for the years ending December 31, 2025, 2026 and 2027.

Historical transaction amounts

The amounts paid or payable by our Group to Shenzhen HEC Industrial Group for the purchase of Energy for each of the three years ended December 31, 2024 are set out below:

	For the year ended December 31, 2022	For the year ended December 31, 2023	For the year ended December 31, 2024
	<i>RMB million</i>	<i>RMB million</i>	<i>RMB million</i>
Amounts paid or payable by our Group to Shenzhen HEC Industrial Group for purchase of Energy	42.8	51.3	59.3

Reasons for the transaction

Historically, our Group purchased Energy from Shenzhen HEC Industrial Group for the daily production of pharmaceutical preparations. Our Group does not own any boilers for steam generation, nor does it own any power plants to generate electricity. As the power plant of Shenzhen HEC Industrial Group is close to the production facilities of our Group, and the selling price of Energy from Shenzhen HEC Industrial Group is fair and reasonable, it is commercially desirable to continue to purchase Energy from them.

CONNECTED TRANSACTIONS

4. APIs and Intermediates Purchase Framework Agreement

On June 24, 2025, our Company and Shenzhen HEC Industrial entered into an agreement in relation to purchase by our Group of certain APIs and intermediates from Shenzhen HEC Industrial Group. Our Group and Shenzhen HEC Industrial or its subsidiaries will enter into specific purchase agreements in respect of each transaction pursuant to the terms of the APIs and Intermediates Purchase Framework Agreement.

The principal terms of the APIs and Intermediates Purchase Framework Agreement are as follows:

Date	June 24, 2025
Parties	Our Company (for ourselves and on behalf of our subsidiaries) Shenzhen HEC Industrial (for itself and on behalf of its subsidiaries)
Duration	From the Listing Date to December 31, 2027
Description of transaction	Our Group agreed to purchase certain APIs (including generic drugs such as Aripiprazole, Rivaroxaban, Escitalopram Oxalate, Clarithromycin and Azithromycin, and other APIs required for the research and development of drug candidate products) and intermediates (including Dong Jianshun crude product, Dongtongshen intermediate M5 and Dong Ningben intermediate) from Shenzhen HEC Industrial Group
Payment method	Our Company or our subsidiaries will pay the corresponding amount by telegraphic transfer to Shenzhen HEC Industrial or its subsidiaries within 90 days upon receipt of the invoice issued by Shenzhen HEC Industrial or its subsidiaries or by other methods agreed by both parties

Pricing policy

The operation planning executives will obtain quotation from Shenzhen HEC Industrial Group for each purchase and compare the quotations of similar products from at least two other Independent Third Party suppliers to confirm the market price of products before placing a purchase order(s) with Shenzhen HEC Industrial Group.

CONNECTED TRANSACTIONS

If there are no similar products in the market, the procurement fee payable by our Group to Shenzhen HEC Industrial Group is based on a “cost-plus” mechanism. In addition to the necessary costs and expenses incurred in the production of the APIs and intermediates, Shenzhen HEC Industrial Group charges our Group an additional fee within approximately 10%-20% of the procurement fee.

The price and terms provided by Shenzhen HEC Industrial Group are fair and reasonable, on normal commercial terms and not less favorable to those provided by Independent Third Parties to our Group. Our Directors believe that through the price and terms provided by Shenzhen HEC Industrial Group under the APIs and Intermediates Purchase Framework Agreement being similar to those provided by two other Independent Third Party suppliers, it can be ensured that the relevant price and terms will be on normal commercial terms, and will not prejudice the interests of our Company and our Shareholders as a whole.

Annual caps and determination basis

Our Group estimates that the annual caps under the APIs and Intermediates Purchase Framework Agreement for each of the three years ending December 31, 2027 are RMB158.6 million, RMB158.6 million and RMB158.6 million, respectively.

In determining the proposed annual caps under the APIs and Intermediates Purchase Framework Agreement, our Directors have taken into account a number of factors, including (1) the historical transaction amounts of APIs and intermediates used for the production of drugs and for the development of our various innovative drugs candidates in our pipeline, in particular, the transaction amount for APIs and intermediates procured by our Group from Shenzhen HEC Industrial Group for the year ended December 31, 2024 of RMB130.4 million, which represents 82.2% of the proposed annual caps for each of the years ending December 31, 2025, 2026 and 2027; (2) the transaction amount for APIs and intermediates procured by our Group for the three months ended March 31, 2025 of RMB21.04 million, which represents a 22.3% increase as compared to the historical transaction amount for the three months ended March 31, 2024 of RMB17.21 million; (3) our Group’s estimated market demand for the years ending December 31, 2025, 2026 and 2027; (4) the expected increase in the demand for APIs and intermediates to be used for the various innovative drug candidates in our pipeline such as Olorigliflozin and Sofosbuvir; and (5) our Group’s business development strategies.

For the year ended December 31, 2024, the transaction amount for purchase of APIs and intermediates by our Group from Shenzhen HEC Industrial Group amounted to RMB130.4 million, which represents 82.2% of the proposed annual caps for each of the years ending December 31, 2025, 2026 and 2027. In addition, the transaction amounts for APIs and intermediates procured by our Group for the three months ended March 31, 2025 was RMB21.04 million, which represents a 22.3% increase as compared to the historical transaction amount for the three months ended March 31, 2024 of RMB17.21 million.

CONNECTED TRANSACTIONS

Historical transaction amounts

The amounts paid or payable by our Group to Shenzhen HEC Industrial Group for the purchase of APIs and intermediates for each of the three years ended December 31, 2024 are set out below:

	For the year ended December 31, 2022	For the year ended December 31, 2023	For the year ended December 31, 2024
	<i>RMB million</i>	<i>RMB million</i>	<i>RMB million</i>
Amounts paid or payable by our Group to Shenzhen HEC Industrial Group for purchase of APIs and intermediates	96.3	93.2	130.4

Reasons for the transaction

Historically, our Group purchased certain APIs and intermediates from Shenzhen HEC Industrial Group for the production of drugs. Shenzhen HEC Industrial Group is one of the largest suppliers in the relevant APIs market. As such, our Group believes that the price and quality of the APIs and intermediates provided by the Shenzhen HEC Industrial Group satisfies our Group's quality requirements, and its price is no higher than those offered by other Independent Third Party suppliers. It is commercially desirable for us to continue to purchase APIs and intermediates from Shenzhen HEC Industrial Group due to the following reasons: (i) mutual trust has been established through previous cooperation and a good understanding of the needs of the production base of the major medical products of our Group; (ii) the price and terms offered by them are fair and reasonable and no less favorable than those offered by Independent Third Party suppliers to our Group; and (iii) their locations are adjacent to our Group, which are more convenient for the transportation of APIs and intermediates.

5. Packaging and Production Materials Purchase Framework Agreement

On June 24, 2025, our Company and Shenzhen HEC Industrial Group entered into an agreement in relation to purchase of specific packaging materials and production materials ("**Packaging Materials**") by our Group from Shenzhen HEC Industrial Group for packaging and production of the drugs manufactured by our Group. Our Group and Shenzhen HEC Industrial or its subsidiaries will enter into specific purchase agreements in respect of each transaction pursuant to the terms of the Packaging and Production Materials Purchase Framework Agreement.

CONNECTED TRANSACTIONS

The principal terms of the Packaging and Production Materials Purchase Framework Agreement are as follows:

Date	June 24, 2025
Parties	Our Company (for ourselves and on behalf of our subsidiaries) Shenzhen HEC Industrial (for itself and on behalf of its subsidiaries)
Duration	From the Listing Date to December 31, 2027
Description of transaction	Our Group agreed to purchase the Packaging Materials for packaging and production of the drugs manufactured by our Group from Shenzhen HEC Industrial Group
Payment method	Our Company or our subsidiaries will pay the corresponding amount by telegraphic transfer to Shenzhen HEC Industrial or its subsidiaries within 90 days upon receiving the Packaging Materials and passing the acceptance tests and receipt of the invoice issued by Shenzhen HEC Industrial or its subsidiaries or by other methods agreed by both parties

Pricing policy

The operation planning executives will obtain quotation from Shenzhen HEC Industrial Group for each purchase and compare the quotations of similar products from at least two other Independent Third Party suppliers to confirm the market price of products before placing a purchase order(s) with Shenzhen HEC Industrial Group.

The price and terms provided by Shenzhen HEC Industrial are fair and reasonable, on normal commercial terms and not less favorable to those provided by Independent Third Parties to our Group. Our Directors believe that through the price and terms provided by Shenzhen HEC Industrial under the Packaging and Production Materials Purchase Framework Agreement being similar to those provided by two other Independent Third Party suppliers, it can be ensured that the relevant price and terms will be on normal commercial terms, and will not prejudice the interests of our Company and our Shareholders as a whole.

CONNECTED TRANSACTIONS

Annual caps and determination basis

Our Group estimates that the annual caps under the Packaging and Production Materials Purchase Framework Agreement for each of the three years ending December 31, 2027 are RMB40.0 million, RMB40.0 million and RMB40.0 million, respectively.

In determining the proposed annual caps under the Packaging and Production Materials Purchase Framework Agreement, our Directors have taken into account a number of factors, including (1) the historical transaction amounts, in particular, the transaction amount for Packaging Materials procured by our Group from Shenzhen HEC Industrial Group for the year ended December 31, 2024 of RMB37.1 million, which represents 92.8% of the proposed annual caps for each of the years ending December 31, 2025, 2026 and 2027; (2) our Group's estimated demand for Packaging Materials for the years ending December 31, 2025, 2026 and 2027; and (3) the business development of our Group.

Given that (1) on one hand, our Group believes that Kewei (oseltamivir phosphate) will continue to have significant competitive advantages over competitor products in the Chinese anti-influenza drug market, and through leveraging on our brand recognition and production capacity, as well as continued promotion of the brand, our Group will remain in a leading market position in terms of sales in Kewei. Further, our Group also expects that the sales of our other existing innovative drugs and generic drugs will increase in the future; and (2) on the other hand, our Group expects that various innovative drugs and generic drugs in our pipeline will be gradually approved and ready for commercialization during the years ending December 31, 2025, 2026 and 2027, our Group expects that the demand for Packaging Materials over the coming years will remain stable.

For the year ended December 31, 2024, the transaction amount for Packaging Materials procured by our Group from Shenzhen HEC Industrial Group amounted to RMB37.1 million, which represents 92.8% of the proposed annual caps for each of the years ending December 31, 2025, 2026 and 2027.

As such, in preparing the proposed annual caps, our Company had assumed the sales of Kewei and our Group's other innovative and generic drugs for the years ending December 31, 2026 and 2027 would remain at a similar level as the projected sales of Kewei and our Group's other innovative and generic drugs for the year ending December 31, 2025. Further, our Company had only taken into account the various innovative drugs and generic drugs expected to be approved for the year ending December 31, 2025 (such approvals of which is expected to increase production and hence the demand for Packaging Materials for the years ending December 31, 2025, 2026 and 2027) in determining the proposed annual caps for the purchase of Packaging Materials as the details of the approval process for various innovative drugs and generic drugs to be approved for the years ending December 31, 2026 and 2027 have not completely materialized as at the Latest Practicable Date, notwithstanding the fact that our Company also expects various innovative drugs and generic drugs to be approved during the years ending December 31, 2026 and 2027. Thus our Company has decided to take a

CONNECTED TRANSACTIONS

conservative approach in order to provide our Directors and/or Shareholders an opportunity to revisit the proposed annual caps for the years ending December 2026 and 2027 should the transaction amounts for Packaging Materials exceed the proposed annual caps in the future.

Historical transaction amounts

The amounts paid or payable by our Group to Shenzhen HEC Industrial Group for the purchase of Packaging Materials for each of the three years ended December 31, 2024 are set out below:

	For the year ended December 31, 2022	For the year ended December 31, 2023	For the year ended December 31, 2024
	<i>RMB million</i>	<i>RMB million</i>	<i>RMB million</i>
Amounts paid or payable by our Group to Shenzhen HEC Industrial Group for the purchase of Packaging Materials	29.8	44.1	37.1

The amounts paid to Shenzhen HEC Industrial Group for the purchase of Packaging Materials slightly decreased from RMB44.1 million for the year ended December 31, 2023 to RMB37.1 million for the year ended December 31, 2024, due to a decrease in the sales volume of Kewei (oseltamivir phosphate) as a result of a lower incidence of seasonal flu outbreaks in 2024.

Reasons for the transaction

Our Directors are of the view that it is commercially desirable for us to continue purchasing Packaging Materials from Shenzhen HEC Industrial Group for the following reasons: (i) historically, our Group purchased Packaging Materials from Shenzhen HEC Industrial Group for packaging of the drugs manufactured by our Group, and therefore they are familiar with our requirements for such materials; (ii) with better understanding of our Company's business and communication in a more effective and efficient manner, Shenzhen HEC Industrial Group is able to complete our Company's purchase orders more effectively; and (iii) the price and terms offered by Shenzhen HEC Industrial Group are fair and reasonable and not less favorable to those offered to our Group by Independent Third Party suppliers.

WAIVERS FROM THE STOCK EXCHANGE

As the major terms of the partially exempted continuing connected transactions have been disclosed in this Listing Document, and we expect the partially exempted continuing connected transactions disclosed above to continue and to be continued for an extended period of time, our Directors are of the view that strict compliance with the announcement requirement under

CONNECTED TRANSACTIONS

the Listing Rules would not be practical and would constitute an onerous burden and result in unnecessary administrative cost to our Company. Therefore, pursuant to Rule 14A.105 of the Listing Rules, we have applied to the Stock Exchange for, and the Stock Exchange has granted us, a waiver from strict compliance with the announcement requirement under Chapter 14A of the Listing Rules in respect of the transactions listed in the paragraph headed “— Partially Exempted Continuing Connected Transactions” in this section following the listing of our H Shares on the Stock Exchange. Our Directors confirm that we shall comply with the relevant requirements under Chapter 14A of Listing Rules upon Listing, apart from the announcement requirement pursuant to which waiver was sought under Rule 14A.105 of the Listing Rules.

CONFIRMATION OF DIRECTORS

Our Directors, including our independent non-executive Directors, are of the view that the partially exempted continuing connected transactions seeking exemption above have been and will be conducted in the ordinary and usual course of business of our Company. Our Directors further confirmed that the abovementioned fully exempted and partially exempted continuing connected transactions have been and will be conducted on normal commercial terms in a fair and reasonable way and in the interests of our Company and our Shareholders as a whole. All the above proposed annual caps for the relevant partially exempted continuing connected transactions are fair and reasonable and in the interests of our Company and our Shareholders as a whole.

CONFIRMATION OF THE SOLE SPONSOR

Having reviewed the relevant information and historical data prepared and provided by our Company in relation to the partially exempted continuing connected transactions mentioned above and having exercised due diligence through discussion of those transactions with our Company, the Sole Sponsor is of the view that: (i) the partially exempted continuing connected transactions disclosed above have been and will be conducted in the ordinary and usual course of business of our Company on normal commercial terms, which are fair and reasonable and in the interests of our Company and our Shareholders as a whole; and (ii) the above proposed annual caps for the relevant partially exempted continuing connected transactions are fair and reasonable and in the interests of our Company and our Shareholders as a whole.

INTERNAL CONTROL MEASURES

Our Company has implemented or will implement the following internal control measures and corporate governance measures to closely monitor the connected transactions and to ensure compliance of the relevant requirements of the Listing Rules in future:

- (1) our Company has formulated a series of internal control measures and policies to ensure that the continuing connected transactions will be carried out in accordance with the terms of each of the agreement of the continuing connected transactions and

CONNECTED TRANSACTIONS

the relevant pricing principles. The finance department of our Company will inform procurement department the amount of the proposed annual caps of the continuing connected transactions and monitor from time to time if such annual caps are to be exceeded;

- (2) the business planning executives will be responsible for the pricing management and will guide various departments and units to establish the procedures and mechanism of professional price management, so as to ensure that the pricing standard is fair and reasonable, and conforms with the market principle;
- (3) we will engage the external auditors to (and our independent non-executive Directors will also) conduct an annual review of the continuing connected transactions to ensure that the transactions contemplated thereunder are conducted in accordance with the requirements of the Listing Rules and comply with the relevant disclosure requirements;
- (4) training will be organized regularly and compliance guidance and materials will be circulated on a regular basis to staff responsible for handling connected transactions so as to remind and refresh their knowledge and understanding on the requirements of the Listing Rules, especially the rules on connected transactions;
- (5) the management of our Company will be provided with a list of the connected persons of our Company on a regular basis and updates thereto will be made semiannually;
- (6) we will enhance the coordination and communication among various departments and subsidiaries of our Company responsible for reporting, monitoring and handling connected transactions, such as provision of regular trainings and sharing of information among operations department, finance department and procurement department;
- (7) we will comply with applicable requirements under Chapter 14A of the Listing Rules in relation to continuing connected transactions and, pursuant to which, comply with the conditions set out in the waiver in respect of continuing connected transactions submitted to the Stock Exchange; and
- (8) whenever renewal of or amendment to the framework agreements is being considered after the Listing, the Directors and Shareholders interested therein shall abstain from voting on the resolutions approving the relevant transactions at a Board meeting and a general meeting (as the case may be).

DIRECTORS, SUPERVISORS AND SENIOR MANAGEMENT

OVERVIEW

Our Board of Directors consists of thirteen Directors, including two executive Directors, six non-executive Directors and five independent non-executive Directors. The Board is responsible for and has general authority to manage and conduct our business.

Our Supervisory Committee consists of three Supervisors, including two shareholder representative Supervisors and one staff representative Supervisor. The shareholder representative Supervisors and the staff representative Supervisor are elected by the shareholders' meeting and the staff representative meeting respectively. The Supervisory Committee is responsible for supervising the Directors and senior management of our Company in the performance of their duties.

Our senior management team consists of seven members who are responsible for the day-to-day management and operations of our Company.

Directors

Brief information of our Directors is set out below:

<u>Name</u>	<u>Age</u>	<u>Date of joining our Group</u>	<u>Date of appointment as Director</u>	<u>Current position</u>	<u>Roles and responsibilities</u>
Dr. Zhang Yingjun (張英俊博士) . . .	47	April 2008	January 19, 2021	Chairman and executive Director	Responsible for long-term strategic planning and overall corporate operation of our Group, and R&D of drugs
Dr. Li Wenjia (李文佳博士) . . .	42	July 2006	January 19, 2021	Executive Director and general manager	Responsible for management of our Group and R&D of biologics
Mr. Zhang Yushuai (張寓帥先生) . . .	37	December 2023	December 5, 2023	Non-executive Director	Responsible for providing guidance for the overall development of our Group

DIRECTORS, SUPERVISORS AND SENIOR MANAGEMENT

Name	Age	Date of joining our Group	Date of appointment as Director	Current position	Roles and responsibilities
Mr. Tang Xinfu (唐新發先生) . . .	54	September 2005	November 25, 2010	Non-executive Director	Responsible for providing guidance for the overall development of our Group
Mr. Zhu Yingwei (朱英偉先生) . . .	54	August 2001	December 29, 2003	Non-executive Director	Responsible for providing guidance for the overall development of our Group
Mr. Zeng Xuebo (曾學波先生) . . .	40	December 2024	December 11, 2024	Non-executive Director	Responsible for providing guidance for the overall development of our Group
Ms. Dong Xiaowei (東曉維女士) . . .	46	July 2021	July 15, 2021	Non-executive Director	Responsible for providing guidance for the overall development of our Group
Ms. Wang Lei (王蕾女士)	54	December 2021	December 10, 2021	Non-executive Director	Responsible for providing guidance for the overall development of our Group
Dr. Li Xintian (李新天博士) . . .	60	September 2023	September 15, 2023	Independent non-executive Director	Responsible for providing independent opinions and judgment to safeguard the overall interests of our Company

DIRECTORS, SUPERVISORS AND SENIOR MANAGEMENT

Name	Age	Date of joining our Group	Date of appointment as Director	Current position	Roles and responsibilities
Dr. Ma Dawei (馬大為博士) . . .	61	September 2023	September 15, 2023	Independent non-executive Director	Responsible for providing independent opinions and judgment to safeguard the overall interests of our Company
Dr. Yin Hang Hubert (尹航博士)	48	September 2023	September 15, 2023	Independent non-executive Director	Responsible for providing independent opinions and judgment to safeguard the overall interests of our Company
Dr. Lin Aimei (林愛梅博士)	58	September 2023	September 15, 2023	Independent non-executive Director	Responsible for providing independent opinions and judgment to safeguard the overall interests of our Company
Dr. Ye Tao (葉濤博士)	61	December 2024 (effective upon Listing)	December 11, 2024	Independent non-executive Director	Responsible for providing independent opinions and judgment to safeguard the overall interests of our Company

Save that Mr. Tang Xinfu and Mr. Lin Taoxi are brothers in law, none of the Directors has any relationship with other Directors, Supervisors and senior management of our Group.

DIRECTORS, SUPERVISORS AND SENIOR MANAGEMENT

Executive Directors

Dr. Zhang Yingjun (張英俊博士), aged 47, is the Chairman of our Company and an executive Director and is primarily responsible for long-term strategic planning and overall corporate operation of our Group, and R&D of drugs. Dr. Zhang joined our Group in April 2008 and was elected as a Director of our Company at the general meeting of our Company on January 19, 2021. He was designated as an executive Director of our Company on May 10, 2024. Dr. Zhang is the chairman of our Strategic Committee and a member of our Nomination Committee and our Remuneration and Appraisal Committee. Dr. Zhang has also served as an executive director of Dongguan HEC Medicine since March 2019.

Dr. Zhang has over 16 years of experience in R&D of innovative drugs and business management. Dr. Zhang joined our Group in 2008, he is currently the chairman of the Board and the head of the drug research department of our Company, mainly responsible for R&D and development of drugs, long-term strategy, strategic planning and major decisions of our Group. Dr. Zhang has also served as the deputy director and a member of the academic committee of the State Key Laboratory for New Anti-Infective Drugs Development starting from April 2023. Prior to joining our Group, Dr. Zhang conducted post-doctoral research at Okayama University of Science in Japan from November 2007 to March 2008, focusing on the synthesis of complex molecules and the synthesis of organic light-emitting material compounds.

Dr. Zhang has received a number of accolades, including the “First Prize of the Guangdong Science and Technology Progress Award” (廣東省科技進步一等獎) awarded by People’s Government of Guangdong Province in August 2024, the “Second Prize of the Beijing Science and Technology Award” (北京市科學技術獎二等獎) issued by the Beijing Municipal Government in October 2023, the “First Prize of the 2023 Innovation Dongguan Science and Technology Progress Award” (2023年創新東莞科技進步獎一等獎) awarded by the Dongguan High-tech Industrial Association, the title of “Top Ten Innovative Figures of Dongguan City” (東莞市十大創新人物) awarded by the Hi-Tech Industry Association in May 2018, the title of Guangdong Special Support Program – Leading Talent in Scientific and Technological Innovation (廣東特支計劃 – 科技創新領軍人才) awarded by the Guangdong Provincial Science and Technology Department (廣東省科學技術廳) in April 2017, the title of Innovative Talent Promotion Program – Leading Talent in Science and Technology Innovation for Middle-Aged and Young Professionals (創新人才推進計劃中青年科技創新領軍人才) awarded by the Ministry of Science and Technology in March 2014, and the title of “Outstanding Science and Technology Personnel of Dongguan City” (東莞市科技優秀工作者) awarded by from Dongguan Science and Technology Association (東莞市科學技術協會) in February 2015.

Furthermore, Dr. Zhang has held multiple academic positions, including the vice chairman of Nanjing Innovation and Transformation of Biomedical Industry Center (南京生物醫藥產業創新轉化中心副理事長) in 2023, an executive director of Chinese Biomedical Industry Innovation and Transformation Alliance (中國生物醫藥產業鏈創新與轉化聯盟常務理事) in 2023, senior member of the Pharmaceutical Chemistry Committee of Guangdong Province (廣東省藥物化學委員會主任委員) in 2022, Deputy Chairman of the Second Committee of Drug Screening and Evaluation at the Guangdong Pharmacology Society (廣東

DIRECTORS, SUPERVISORS AND SENIOR MANAGEMENT

省藥理學會第二屆藥物篩選與評價專業委員會副主任委員) in 2021, committee member of the Medicinal Chemistry Professional Committee of the Chinese Pharmaceutical Association (中國藥學會藥物化學專業委員會委員) in 2020, youth editor for the journal “Progress in Pharmacy” (《藥學進展》) in 2019, and technical expert in patent examination for the China National Intellectual Property Administration in 2017. Dr. Zhang has also served as the person in charge of the National Major Scientific and Technological Special Project for “Significant New Drugs Development” (“重大新藥創制”科技重大專項) (Project no. 2013ZX09101003).

Dr. Zhang was recognized as a senior engineer in pharmaceuticals (associate senior) (製藥高級工程師(副高級)) by the Human Resources and Social Security Bureau of Shenzhen Municipality in July 2023.

Dr. Zhang obtained a bachelor’s degree in chemistry from Hunan University in June 2001; a master’s degree in organic chemistry from Hunan University in June 2004; and a doctorate degree in organic chemistry from Hunan University in December 2007.

Dr. Li Wenjia (李文佳博士), aged 42, is an executive Director and the general manager of our Company and is primarily responsible for management of our Group and R&D of biologics. Dr. Li joined our Group in July 2006 and was elected as a Director and general manager of our Company at the general meeting of our Company on January 19, 2021. She was designated as an executive Director on May 10, 2024. Dr. Li has also served as an executive director of Dongguan HEC Biopharmaceutical since March 2019.

Dr. Li has over 18 years of experience in R&D of biologics and management. Dr. Li joined our Group in July 2006 and has held various positions. She is currently the general manager of our Company and the deputy head of the drug research department of our Company, mainly responsible for R&D of biologics and management. Dr. Li also served as an executive director and manager of Guangdong HEC Biopharmaceutical from February 2017 to April 2020, primarily responsible for participating in the planning and formulation of our Company’s long-term development strategies and development plans and overseeing their implementation.

Dr. Li was recognized as a senior engineer in pharmaceuticals (senior) (製藥正高級工程師(正高級)) by the Human Resources and Social Security Department of Guangdong Province in March 2019.

Dr. Li obtained a bachelor’s degree in biotechnology from China Pharmaceutical University in July 2003; a master’s degree in microbiology and biochemical pharmacy from China Pharmaceutical University in June 2006; and a doctoral degree in microbiology from the University of Chinese Academy of Sciences in January 2024.

DIRECTORS, SUPERVISORS AND SENIOR MANAGEMENT

Non-executive Directors

Mr. Zhang Yushuai (張寓帥先生), aged 37, is a non-executive Director of our Company. Mr. Zhang was elected as a Director at the general meeting of our Company on December 5, 2023 and was designated as a non-executive Director of our Company on May 10, 2024. Mr. Zhang is primarily responsible for providing guidance for the overall development of our Group.

Mr. Zhang has over 13 years of experience in corporate management and operations. Mr. Zhang has been serving as the chairman of the board of directors of Shenzhen HEC Industrial since August 2020, mainly responsible for corporate management and operation. He served as a director of Guangdong HEC Technology (whose shares are listed on the Shanghai Stock Exchange (Stock Code: 600673)) from January 2017 to April 2021 and has been serving as a director of Yichang HEC Medicine since June 2015. In addition, Mr. Zhang also worked for Dongguan HEC Research from July 2011 to May 2014, serving as the director of the Institute of Biology, the director of the Generic Pharmaceuticals Department and the deputy director of the Research Institute, and was mainly responsible for their management and operations of the business.

Mr. Zhang obtained a bachelor's degree in law through distance learning from Wuhan University in March 2012.

Mr. Tang Xinfu (唐新發先生), aged 54, is a non-executive Director of our Company. Mr. Tang joined our Group in September 2005. He was elected as a Director at the general meeting of our Company on November 25, 2010 and was designated as a non-executive Director on May 10, 2024. Mr. Tang is a member of our Audit Committee. Mr. Tang has also been the chairman of Dongguan HEC Medical since January 2017 and the chairman and non-executive director of HEC CJ Pharm since May 2015. Mr. Tang is primarily responsible for providing guidance on the overall development of our Group.

Mr. Tang has approximately 22 years of experience in corporate operations management. Mr. Tang has held management positions in a number of companies and is primarily responsible for corporate management and decision-making, including as an executive director and manager of Guangzhou Yangzhiguang Trading Co., Ltd.* (廣州陽之光貿易有限公司) since January 2022; and an executive director of Ruyuan Yao Autonomous County Taidong Pharmaceutical Co., Ltd.* (乳源瑤族自治縣泰東藥業有限公司), an executive director and manager of Yidu Tang Junyi Health Industry Development Co., Ltd.* (宜都唐俊義健康產業發展有限公司) and Yidu Tang Juntao Pharmaceutical Technology Co., Ltd.* (宜都唐俊濤醫藥科技有限公司) since September 2019. Mr. Tang has also been a director and manager of Dongguan HEC Gaoneng Medical Equipment Co., Ltd.* (東莞東陽光高能醫療設備有限公司) since August 2018 and an executive director and general manager of Linzhi HEC Pharmaceutical Research since December 2016. Mr. Tang has also been a director and general manager of Shenzhen HEC Industrial since November 2015; the chairman of Dongguan HEC Industrial Development Co., Ltd.* (東莞市東陽光實業發展有限公司) since June 2015; and an executive director and manager of Yichang HEC Research since December 2014. Mr. Tang has

DIRECTORS, SUPERVISORS AND SENIOR MANAGEMENT

been a director of Yichang HEC Medicine since December 2010; an executive director and manager of Dongguan HEC Research since September 2010; a director of Guangdong Southern China Advanced Pharmaceutical Co., Ltd.* (廣東華南新藥創製有限公司) since September 2008; the director of the Institute of Research of our Company from September 2005 to September 2010; and the director of the office of Shenzhen HEC Industrial from September 2002 to September 2005.

Mr. Tang obtained a master's degree in Literary Studies from the Department of Chinese of Xiamen University in September 2002.

Mr. Zhu Yingwei (朱英偉先生), aged 54, is a non-executive Director of our Company. Mr. Zhu joined our Group in August 2001. He was appointed as a Director at the general meeting of our Company on December 29, 2003 and was designated as a non-executive Director on May 10, 2024. Mr. Zhu is primarily responsible for providing guidance on the overall development of our Group.

Mr. Zhu has approximately 27 years of experience in business operations and management. Mr. Zhu has held various management positions in a number of companies and is primarily responsible for corporate management and decision-making, including as executive director and manager of Dongyang HEC Industrial Development Co., Ltd.* (東陽市東陽光實業發展有限公司) since January 2021; the director and general manager of Yichang HEC Medicine since December 2010; non-executive director of HEC CJ Pharm from August 2001 to May 2017 and Chairman of our Company from December 2009 to January 2021. Mr. Zhu also has been serving as the general manager of Yidu HEC Industrial since February 2004 and was a director thereof; the deputy general manager of Shenzhen HEC Industrial from September 1997 to January 2021 and a director thereof from November 2020 to date.

Mr. Zhu was the executive director of the Pharmaceutical Profession Association of Hubei Province from April 2012 to April 2015 and has been serving as the vice president of the Yichang Foreign Investment Association since December 2007. Mr. Zhu was recognized as a senior engineer in pharmaceutical engineering by the Professional Title Reformation Office of Hubei in July 2009. In April 2019, he was recognized as a senior economist by the Professional Title Reform Steering Group (湖北省職稱改革工作領導小組).

Mr. Zhu graduated from Jilin University in July 1993 with a bachelor's degree in electronic materials and components.

Mr. Zeng Xuebo (曾學波先生), aged 40, is a non-executive Director of our Company. Mr. Zeng joined our Group in December 11, 2024. He was appointed as a non-executive Director at the general meeting of our Company on December 11, 2024. Mr. Zeng is primarily responsible for providing guidance on the overall development of our Group.

Mr. Zeng has worked at Hexie Zhuorui (Zhuhai) Investment Management Co., Ltd.* (和諧卓睿(珠海)投資管理有限公司) as vice president and managing director since November 2020. From August 2016 to October 2020, Mr. Zeng worked at Iqi Venture Capital Management (Shenzhen) Co., Ltd.* (愛奇創業投資管理(深圳)有限公司) where he held position as general

DIRECTORS, SUPERVISORS AND SENIOR MANAGEMENT

director and vice president. Previously, Mr. Zeng has been the deputy investment director of Shenzhen TopoScend Capital Co., Ltd.* (深圳市投控東海投資有限公司), and a deputy investment director of Shenzhen Zhongyi Yingtai Venture Capital Co., Ltd.* (深圳中逸盈泰創業投資有限公司).

Mr. Zeng has served as a non-executive director of Sichuan Kelun-Biotech Biopharmaceutical Co., Ltd.* (四川科倫博泰生物醫藥股份有限公司) since July 2022, the shares of which are listed on the Stock Exchange (stock code: 06990), and is mainly engaged in the R&D, manufacturing and commercialization of novel drugs in oncology, immunology and other therapeutic areas. Mr. Zeng has served as a director of Shanghai Model Organisms Center, Inc.* (上海南方模式生物科技股份有限公司) since September 2022, the shares of which are listed on the Shanghai Stock Exchange (stock code: 688265), and is mainly engaged in transgenic animal model and related technology services. Mr. Zeng has also served as an independent director of CASI Pharmaceuticals, Inc. since March 2023, the shares of which are listed on Nasdaq (stock code: CASI), and is mainly engaged in developing and commercializing innovative therapeutics and pharmaceutical products.

Mr. Zeng obtained a bachelor's degree in pharmacy from Qinghai Nationalities University in July 2009.

Ms. Dong Xiaowei (東曉維女士), aged 46, is a non-executive Director of our Company. Ms. Dong joined our Group in July 2021. She was appointed as a Director at the general meeting of our Company on July 15, 2021 and was designated as a non-executive Director on May 10, 2024. Ms. Dong is primarily responsible for providing guidance on the overall development of our Group.

Ms. Dong has served as finance personnel in various companies and is mainly responsible for financial capital operation and coordination, including serving as a finance manager in Dongguan Biotechnology Industry Development Co. Ltd.* (東莞市生物技術產業發展有限公司) since April 2016 and as an executive director since April 2021 to date.

Ms. Dong obtained a bachelor's degree in accounting from Liaoning Petrochemical University in November 2003.

Ms. Wang Lei (王蕾女士), aged 54, is a non-executive Director of our Company. Ms. Wang joined our Group in December 2021. She was appointed as a Director at the general meeting of our Company on December 10, 2021 and was designated as a non-executive Director on May 10, 2024. Ms. Wang is primarily responsible for providing guidance on the overall development of our Group.

Ms. Wang has over 25 years of experience in financial accounting. Since March 2010, Ms. Wang has worked at China Cinda Asset Management Co., Ltd., Shenzhen branch* (中國信達資產管理股份有限公司深圳分公司) ("**Cinda Shenzhen**") and held several positions. Her current positions include head of business division II and senior manager. From October 1999

DIRECTORS, SUPERVISORS AND SENIOR MANAGEMENT

to March 2010, Ms. Wang worked in the Shenzhen office of China Cinda Asset Management Co., Ltd. and held several positions, her last position was senior vice manager of the treasury and finance department, mainly responsible for financial work.

Ms. Wang obtained an associate degree in financial accounting from Shenzhen University in June 1991, and graduated from Huazhong University of Science and Technology in June 2004 majoring in financial accounting.

On December 28, 2023, Ms. Wang, as the head of business division III of Cinda Shenzhen, was subject to an administrative penalty decision (the “**Decision**”) by the National Financial Regulatory Administration (國家金融監督管理總局). The decision included a “warning” and a fine of RMB50,000 due to the breach of provision under the Interim Measures on Working Capital Loans Administration (《流動資金貸款管理暫行辦法》) (the “**Interim Measures**”) and the Banking Supervision Law (銀行業監督管理法) relating to the provision of working capital loans for equity capital increase (the “**Incident**”).

According to the Decision, Ms. Wang was in breach of Articles 6 and 9 of the Interim Measures, and Article 21 of the Banking Supervision Law. Article 6 of the Interim Measures stipulates that lenders shall reasonably measure the borrower’s working capital needs, prudently determine the total amount of the borrower’s working capital credit and the amount of specific loans, and shall not issue working capital loans in excess of the borrower’s actual needs. Article 9 of the Interim Measures stipulates, among others, that working capital loans shall not be used for investment in fixed assets, equity and other investments, shall not be misappropriated, and lenders shall check and supervise the use of working capital loans in accordance with the contract. Article 21 of the Banking Supervision Law stipulates that banking institutions shall observe prudential rules and regulations.

The Incident involves a violation where Cinda Shenzhen provided working capital loans intended for equity capital increase purposes. According to the Decision, during the period from December 2017 to August 2018, Cinda Shenzhen sanctioned a trust loan amounting to RMB2.315 billion to a company (the “**Borrower Company**”), and the source of funds for subsidiary equity capital increase by the Borrower Company was actually the trust loan provided by Cinda Shenzhen. Using such funds for subsidiary equity capital increase contravened the requirements under the Interim Measures. Such contravention stemmed from a discrepancy between Cinda Shenzhen’s understanding of the requirements of the regulations and the regulator’s expectations. As Ms. Wang held the position of head of business division III at Cinda Shenzhen at that time, she was held accountable for the breach.

Notwithstanding the Incident as disclosed above, our Directors are of the view, and the Sole Sponsor concurs that, the Incident does not affect the character, experience and integrity of Ms. Wang to act as a director of a listed issuer under Rules 3.08 and 3.09 of the Listing Rules after taking into account the following:

DIRECTORS, SUPERVISORS AND SENIOR MANAGEMENT

- (a) According to item (2) of Article 48 of the Banking Supervision Law of the PRC, if the offences of the banking financial institution constitute no crime, the direct liable directors, senior managerial personnel and other direct liable persons shall be given a warning, and be imposed on a fine of RMB50,000 up to RMB500,000. Therefore, in this Incident, the imposed fines on Ms. Wang were for a minimum amount for such illegal act;
- (b) As advised by our PRC Legal Advisor, this administrative penalty does not disqualify Ms. Wang from being a director or senior officer of any PRC company under the PRC Company Law;
- (c) Ms. Wang confirmed that she did not receive any personal benefits from the Incident and there is no evidence to suggest that the Incident involved any dishonesty, fraud or compromised integrity by Ms. Wang which would affect her suitability to be a non-executive Director;
- (d) the administrative penalty was imposed on Ms. Wang due to her position as the head of business division III at Cinda Shenzhen. It stemmed from a discrepancy between Cinda Shenzhen's understanding of the requirements of the regulations and the regulator's expectations, rather than indicating direct involvement in any intentional misconduct or dishonesty on the part of Ms. Wang;
- (e) Ms. Wang has over 25 years of experience in financial accounting. The appointment of Ms. Wang as one of our non-executive Directors enables Ms. Wang to offer her distinctive professionalism to our Group in relation to our strategic development. As such, her appointment is beneficial to the long-term development of our Group; and
- (f) Ms. Wang joined training sessions on directors' duties and corporate governance of Hong Kong listed companies, so as to keep abreast of the laws and regulations applicable to Hong Kong listed companies and their directors.

Independent Non-executive Directors

Dr. Li Xintian (李新天博士), aged 60, is an independent non-executive Director of our Company, and is primarily responsible for providing independent advice and judgment to our Board so as to protect the overall interests of our Company. Dr. Li was appointed as a Director in a general meeting of our Company on September 15, 2023, and was designated as an independent non-executive Director on May 10, 2024. Dr. Li is a member of our Audit Committee, Remuneration and Appraisal Committee and Nomination Committee.

Dr. Li has over 30 years of experience in legal research in civil and commercial matters. Dr. Li had been working as a part-time lawyer of Beijing Jintai (Wuhan) Law Office* (北京金台(武漢)律師事務所) since November 2003 and the part-time vice chairman of the Labor Union of Wuhan University from March 2012 to June 2015. Dr. Li has also been teaching the Civil and Commercial Law Teaching and Research Section of Wuhan University Law School

DIRECTORS, SUPERVISORS AND SENIOR MANAGEMENT

since September 1992. He is currently a professor and doctoral supervisor in the field of civil and commercial law. He worked in the Discipline Inspection Committee of Wuhan University from July 1989 to September 1992.

Since May 2018, Dr. Li has served as an independent non-executive director of iDreamSky Technology Holdings Limited (創夢天地科技控股有限公司), the shares of which are listed on the Stock Exchange (stock code: 01119), principally engaged in digital entertainment platform services for mobile game distribution market.

Dr. Li has been accredited as a professor by Wuhan University since October 2005.

Dr. Li obtained a bachelor's degree in law from Wuhan University in July 1989, completed a master's program in economic law from Wuhan University in August 1997, and obtained a doctorate degree in international jurisprudence from Wuhan University in June 2002.

Dr. Ma Dawei (馬大為博士), aged 61, is an independent non-executive Director of our Company, and is primarily responsible for providing independent advice and judgment to our Board so as to protect the overall interests of our Company. Dr. Ma was appointed as a Director in a general meeting of our Company on September 15, 2023, and was designated as an independent non-executive Director on May 10, 2024.

Dr. Ma has over 30 years of experience in biochemical research. Dr. Ma has been serving as an assistant researcher, a researcher and a doctoral tutor at the Shanghai Institute of Organic Chemistry, Chinese Academy of Sciences, and the director of the State Key Laboratory of Bioorganic Chemistry since July 1989, mainly engaged in scientific research guidance.

Dr. Ma has been and is currently on the editorial boards of a number of international journals, including:

- Natural Product Reports, serving as advisory board member.
- Advanced Synthesis & Catalysis, serving as academic advisory board member.
- Tetrahedron/Tetrahedron Letters, serving as advisory board member.

Dr. Ma has been serving as an independent director of Shanghai Medicilon Inc.* (上海美迪西生物醫藥股份有限公司), the shares of which are listed on the Shanghai Stock Exchange (stock code: 688202) since November 2021.

Dr. Ma obtained a number of honors, including the Material Science Award of the 3rd Future Science Award (第三屆未來科學大獎物質科學獎) (on September 8, 2018), the National Outstanding Scientist (全國優秀科技工作者) (on December 7, 2010), the 2007 WuXi Biosciences Biosciences Research Award (first prize) (藥明康德生命化學研究獎一等獎), etc.

DIRECTORS, SUPERVISORS AND SENIOR MANAGEMENT

Dr. Ma received his master of science degree from the Shanghai Institute of Organic Chemistry (上海有機化學研究所) in December 1986, and his doctoral degree in chemistry from Shanghai Institute of Organic Chemistry, Chinese Academy of Sciences in May 1989.

Dr. Yin Hang Hubert (尹航博士), aged 48, is an independent non-executive Director of our Company, and is primarily responsible for providing independent advice and judgment to our Board in order to protect the overall interests of our Company. Dr. Yin was appointed as a Director in the general meeting of our Company on September 15, 2023, and was designated as an independent non-executive Director on May 10, 2024. Dr. Yin is the chairman of our Nomination Committee and a member of our Strategic Committee.

Dr. Yin has over 20 years of experience in pharmaceutical research. Dr. Yin has been working at the School of Pharmacy at Tsinghua University since June 2018. He currently serves as a professor at the School of Pharmacy, a member of the Academic Committee of Tsinghua University, and a member of the Science and Technology Ethics Committee of Tsinghua University, and is mainly responsible for scientific research guidance. From August 2007 to June 2018, Dr. Yin served as a tenured associate professor in the Department of Chemistry and Biochemistry of the University of Colorado in the United States, mainly engaged in scientific research.

Dr. Yin is also currently a consultant of the Professional Committee on Extracellular Vesicle Research and Application, Chinese Society of Research Hospitals* (中國研究型醫院學會細胞外囊泡研究與應用專業委員會), an executive director of the China Biopharmaceutical Industry Chain Innovation and Transformation Alliance* (中國生物醫藥產業鏈創新轉化聯合體), member of the Special Committee on Pharmacy Chemistry of the Chinese Pharmaceutical Association* (中國藥學會藥物化學專委會), and member of the National Technical Committee on Standardization of Traditional Chinese Medicines*(全國中藥標準化技術委員會). He is also the chief editor of several international journals, including Bioorganic & Medicinal Chemistry Letters (Elsevier) and Journal of Extracellular Vesicle (Wiley), etc. Dr. Yin has received a number of honors, including:

- National Distinguished Expert
- Distinguished Young Scholars Award of National Natural Science Foundation of China
- Outstanding Young Scientist Award of Beijing Municipality
- Wu Jieping — Paul Janssen Medical & Pharmaceutical Award
- First prize of Science and Technology Award of Chinese Pharmaceutical Association
- Second prize of Natural Science Award of the Ministry of Education

DIRECTORS, SUPERVISORS AND SENIOR MANAGEMENT

- American Chemical Society David W. Robertson Award for Excellence in Medicinal Chemistry
- NSF CAREER Award
- AACR Gertrude B. Elion Cancer Research Award
- Okeanos-CAPA Senior Scientist Award, U.S.-China Association of Professors of Chemistry and Chemical Biology
- Sidney Kimmel Scholar Award

Dr. Yin received his bachelor's degree in applied chemistry from Peking University in July 1999 and his doctoral degree in chemistry from Yale University, the United States in December 2004.

Dr. Lin Aimei (林愛梅博士), aged 58, is an independent non-executive Director and is primarily responsible for providing independent advice and judgment to our Board so as to protect the overall interests of our Company. Dr. Lin was appointed as a Director in the general meeting of our Company on September 15, 2023, and was designated as an independent non-executive Director on May 10, 2024. Dr. Lin is the chairman of our Audit Committee and Remuneration and Appraisal Committee. Dr. Lin has the appropriate professional accounting or related financial management expertise for the purpose of Rule 3.10(2) of the Listing Rules through her experience listed below.

Dr. Lin has over 35 years of experience in accounting and corporate management. Dr. Lin has been serving as an independent director of Jiangsu Xinhua Semiconductor Technology Co., Ltd.* (江蘇鑫華半導體科技股份有限公司) since December 2022 and Xuzhou Hengxin Financial Leasing Co., Ltd.* (徐州恒鑫金融租賃股份有限公司) since January 2023. Since August 1989, Dr. Lin has worked in the accounting department of the School of Economics and Management, China University of Mining and Technology, and currently serves as a professor and doctoral supervisor.

From December 2014 to January 2021, Dr. Lin served as an independent director of XCMG Construction Machinery Co., Ltd.* (徐工集團工程機械股份有限公司), the shares of which are listed on the Shenzhen Stock Exchange (stock code: 000425), during which period Dr. Lin served as a member of the audit committee from January 2015 to January 2021. From November 2017 to September 2023, Dr. Lin served as an independent director of Jiangxi Chen Guang New Materials Co., Ltd.* (江西晨光新材料股份有限公司), ("**Chen Guang New Materials**") the shares of which are listed on the Shanghai Stock Exchange (stock code: 605399). During the period, Dr. Lin served as the chairman of the audit committee of Chen Guang New Materials from October 2020 to September 2023. Dr. Lin was also an independent director of Jiangsu Wuyang Parking Industry Group Co., Ltd.* (江蘇五洋停車產業集團股份有限公司) ("**Wuyang Parking**") from November 2017 to November 2023, the shares of which are listed on the Shenzhen Stock Exchange (stock code: 300420). During the period, Dr. Lin

DIRECTORS, SUPERVISORS AND SENIOR MANAGEMENT

served as a member of the audit committee of Wuyang Parking from November 2020 to November 2023. Dr. Lin has also served as an independent director and the chairman of the audit committee of Guosheng Shian Technology Co., Ltd.* (國晟世安科技股份有限公司) since September 2023, the shares of which are listed on the Shanghai Stock Exchange (stock code: 603778), and is primarily engaged in information technology consulting services and urban greening management.

Dr. Lin has received a number of honors, including: first prize of China Coal Industry Science and Technology Award (中國煤炭工業科學技術獎) issued by China National Coal Association in November 2010; second prize of China Coal Industry Science and Technology Award (中國煤炭工業科學技術獎) issued by China National Coal Association in November 2011, respectively; first prize of Jiangsu Province Coal Science and Technology Progress Award issued by Jiangsu Coal Mine Safety Supervision Bureau (江蘇煤礦安全監督局) in October 2009 and second prize for Jiangsu Provincial Teaching Achievement Award (Higher Education Category) (江蘇省教學成果獎(高等教育類)) awarded by Jiangsu Provincial Department of Education in September 2017, and other honorary titles.

Dr. Lin obtained a bachelor's degree in financial accounting from China University of Mining and Technology in June 1989, a master's degree in accounting from China University of Mining and Technology in June 1998, and a doctorate degree in management science and engineering from China University of Mining and Technology in December 2009.

The Board has considered Dr. Lin's experience in financing and accounting, in particular the following:

- (i) Dr. Lin has since January 2011 served as professor and since April 2012 served as doctoral supervisor in accounting department at China University of Mining and Technology. As an experienced professor and doctoral supervisor in accounting and financial related disciplines, Dr. Lin was responsible for lecturing and teaching accounting, auditing and financial management related courses; and
- (ii) over a decade, Dr. Lin holds or held office as chairman or member of audit committee in four listed companies. As chairman or member of audit committee of listed issuers, Dr. Lin was responsible for, among others, reviewing listed issuer's financial information and relevant disclosure, monitoring and evaluating external and internal audit works performed by the listed issuers, making recommendations on the appointment and change of external audit firms and monitoring and assessing the internal controls of the listed issuers.

Based on the above, the Board and the Sole Sponsor are of the view that Dr. Lin possesses in-depth practical knowledge and experience in overseeing and monitoring the financial reporting, internal control and other accounting related affairs of listed issuers and has the relevant accounting or related financial management experience for the purpose of Rule 3.10(2) of the Listing Rules.

DIRECTORS, SUPERVISORS AND SENIOR MANAGEMENT

Dr. Ye Tao (葉濤博士), aged 61, is an independent non-executive Director and is primarily responsible for providing independent advice and judgment to our Board so as to protect the overall interests of our Company. Dr. Ye was appointed as an independent non-executive Director at a general meeting of our Company on December 11, 2024 (effective upon Listing).

Dr. Ye has over 30 years of experience in chemical biology research. Dr. Ye has served as a professor and doctoral supervisor in the School of Chemical Biology and Biotechnology, Shenzhen Graduate School of Peking University since October 2015 and concurrently served as the executive deputy dean thereof from March 2018 to October 2023, and is mainly responsible for academic research and teaching and daily management. Prior to that, Dr. Ye worked at the Hong Kong Polytechnic University from December 2001 to August 2015 as a senior researcher and an associate professor, mainly responsible for supervising master students in scientific research and teaching undergraduate courses. Dr. Ye served as a research assistant professor at the University of Hong Kong from December 1998 to December 2001, mainly responsible for guiding master students in scientific research and teaching undergraduate courses. Dr. Ye engaged in postdoctoral research at Queen's University of Belfast from July 1993 to July 1994 and at the University of Nottingham from July 1994 to September 1998.

Dr. Ye was elected as a Fellow of the Royal Society of Chemistry in May 2015.

Dr. Ye obtained a bachelor's degree in pharmaceutical chemical industry from East China Institute of Chemical Technology (currently known as East China University of Science and Technology) in December 1983, and a master's degree in fine chemicals from East China University of Science and Technology in July 1986. He received his doctorate degree from Queen's University of Belfast in the United Kingdom in July 1993.

CONFIRMATION FROM OUR DIRECTORS

Rule 3.09D of the Listing Rules

Each of our Directors confirms that he or she (i) has obtained the legal advice referred to under Rule 3.09D of the Listing Rules on April 18, 2024; and (ii) understands his or her obligations as a director of a listed issuer under the Listing Rules.

Rule 3.13 of the Listing Rules

Each of the independent non-executive Directors has confirmed (i) his or her independence as regards each of the factors referred to in Rules 3.13(1) to (8) of the Listing Rules; (ii) that he or she had no past or present financial or other interest in the business of our Company or its subsidiaries or any connection with any core connected person of Company under the Listing Rules as of the Latest Practicable Date; and (iii) that there were no other factors that may affect his or her independence at the time of his or her appointments.

DIRECTORS, SUPERVISORS AND SENIOR MANAGEMENT

Supervisors

The following table sets forth key information about our Supervisors:

Name	Age	Date of joining our Group	Date of appointment as Supervisor	Current position	Roles and responsibilities
Dr. Li Jing (李靜博士)	44	October 2005	December 10, 2021	Chairman of the Supervisory Committee and employee representative supervisor	Responsible for supervising the Directors and senior management of our Company
Mr. Chen Gang (陳罡先生)	44	July 2002	December 10, 2021	Shareholder representative supervisor	Responsible for supervising the Directors and senior management of our Company
Mr. Qing Shiwei (青仕偉先生)	40	June 2018	December 11, 2024	Shareholder representative supervisor	Responsible for supervising the Directors and senior management of our Company

Dr. Li Jing (李靜博士), aged 44, is the chairman of our Supervisory Committee and an employee representative Supervisor, and is primarily responsible for supervising the performance of our Directors and senior management of our Company. Dr. Li was elected as a Supervisor of our Company and elected as the chairman of the Supervisory Committee on December 10, 2021 at the employee representative meeting.

Dr. Li has approximately 18 years of working experience in pharmacology and toxicology research. Dr. Li has served various positions in our Company since October 2005. His current positions are the director of pharmacology and toxicology department and the director of the department of biology, mainly responsible for pharmacology and toxicology research. Dr. Li has also been appointed by our Company as the deputy director of the State Key Laboratory of Research and Development of New Anti-infective Drugs for a term from January 2021 to December 2025.

Dr. Li obtained the qualification of deputy chief pharmacist (deputy senior) certified by the Department of Human Resources and Social Security of Guangdong Province in July 2023.

DIRECTORS, SUPERVISORS AND SENIOR MANAGEMENT

Dr. Li obtained a bachelor's degree in pharmacy from Hunan College of Traditional Chinese Medicine (currently known as Hunan University of Chinese Medicine) in June 2003, a master's degree in pharmaceutical analysis from Sun Yat-sen University in June 2005, and a doctorate degree in pharmacy from Central South University in July 2021.

Mr. Chen Gang (陳罡先生), aged 44, is our shareholder representative Supervisor and is primarily responsible for supervising the performance of our Directors and senior management of our Company. Mr. Chen was appointed as a Supervisor of our Company at the general meeting of our Company on December 10, 2021.

Mr. Chen has approximately 22 years of experience in domestic drug registration and application. From August 2014 to September 2019, and from September 2019 to December 2019, Mr. Chen served as the head of the regulatory department of Yichang Shancheng Shuidu. Dongchongxiacao Co., Ltd.* (宜昌山城水都冬蟲夏草有限公司) and Dongguan HEC Research, and was primarily responsible for drug registration and application. Since March 2008, Mr. Chen has been working in our Group and has served as the head of the regulatory department, the senior registration officer and the deputy head of the generic drug laboratory. He is mainly responsible for the registration, research and development, application and approval of domestic drugs of our Group's pharmaceutical business. From July 2002 to February 2008, Mr. Chen also worked in HEC CJ Pharm and served as a technician of the development department, the registration officer of the registration division and the head of the registration division, mainly responsible for process development, registration and application, and was the person in charge of the registration declaration team.

Mr. Chen obtained a bachelor's degree from Gansu College of Traditional Chinese Medicine (currently known as Gansu University of Chinese Medicine) in June 2002, majoring in Chinese pharmacology. Mr. Chen is pursuing a part-time master's degree of Shenyang Pharmaceutical University since July 2020, majoring in pharmaceutical management.

Mr. Qing Shiwei (青仕偉先生), aged 40, is our shareholder representative Supervisor and is primarily responsible for supervising the performance of our Directors and senior management of our Company. Mr. Qing has been appointed as a Supervisor of our Company at the general meeting of our Company on December 11, 2024.

Mr. Qing has approximately 17 years of experience in the field of financial accounting. He has been serving as the financial manager of Guangdong HEC Biopharmaceutical since June 2020, mainly responsible for overseeing financial operations. From June 2018 to June 2020, he worked as the financial manager of our Company. Prior to joining our Group and from June 2017 to June 2018, Mr. Qing served as chief of finance section at Dongguan HEC Industrial Development Co., Ltd.* (東莞市東陽光實業發展有限公司). He has been the deputy chief of finance section at Ruyuan HEC Fluoride Co., Ltd.* (乳源東陽光氟有限公司) from March 2014 to June 2017, and the general ledger accountant at Ruyuan HEC Magnetic Materials Co., Ltd.* (乳源東陽光磁性材料有限公司) from July 2011 to March 2014, mainly

DIRECTORS, SUPERVISORS AND SENIOR MANAGEMENT

responsible for budgeting, financial planning and management. Mr. Qing has also been a sales accountant at Ruyuan Yao Autonomous County Yangzhiguang Qinshuibao Co., Ltd.* (乳源瑤族自治縣陽之光親水箔有限公司) from April 2007 to July 2011.

Mr. Qing obtained the qualification of a certified intermediate accountant in August 2011 issued by the Human Resources and Social Security Department of Hunan Province. Mr. Qing obtained his bachelor's degree in financial management from Hunan Business College in June 2006.

Other disclosures pursuant to Rule 13.51(2) of the Listing Rules

Save as disclosed above, each of our Directors and Supervisors confirmed with respect to himself or herself that: (i) he or she did not hold other positions in our Company or other members of our Group as of the Latest Practicable Date; (ii) he or she had no other relationships with any Directors, Supervisors, members of our senior management, substantial shareholders or Controlling Shareholders of our Company as of the Latest Practicable Date; and (iii) he or she has not held any directorship in other listed companies in the three years preceding the date of this Listing Document. Immediately following the Listing by way of introduction, except for the interests in the Shares disclosed in “Appendix VI — Statutory and General Information — C. Further Information about our Directors, Supervisors and Substantial Shareholders — 1. Directors, Supervisors and Chief Executive”, all of our Directors and Supervisors do not have any other interest in the Shares within the meaning of Part XV of the SFO.

Save as disclosed in this Listing Document, none of the Directors has any interest in any business (other than the business of our Group) which competes or is likely to compete (whether directly or indirectly) with our Group. For further information about our Directors or Supervisors, please refer to Appendix VI in this Listing Document.

In 2019, the CSRC issued an administrative penalty notice to each of Ms. Gong Caixia, a friend of Mr. Zhu Yingwei (“**Mr. Zhu**”), and Mr. Guo Meigao, the uncle of Mr. Zhang and a friend of Mr. Zhu, respectively (the “**CSRC Notices**”), for insider dealings of the shares of Guangdong HEC Technology in 2016. The CSRC Notices mentioned Mr. Zhang and Mr. Zhu, but there was no conclusion that they were involved in such incident, responsible for leaking the information to Ms. Gong Caixia or Mr. Guo Meigao or advising Ms. Gong Caixia and/or Mr. Guo Meigao to deal with the securities of Guangdong HEC Technology while in possession of inside information.

The Directors consider, and the Sole Sponsor concurs, that the CSRC Notices do not affect the suitability of Mr. Zhang and Mr. Zhu to serve as Directors under Rules 3.08 and 3.09 of the Listing Rules mainly for the following reasons:

DIRECTORS, SUPERVISORS AND SENIOR MANAGEMENT

- (a) the CSRC Notices were not addressed to Mr. Zhang or Mr. Zhu, who were not the subjects of the violation or the penalties mentioned in the CSRC Notices, and the CSRC Notices did not provide any evidence of dishonesty or fraudulence or suggest any issue of integrity related to Mr. Zhang or Mr. Zhu;
- (b) according to the interviews with Ms. Gong Caixia and Mr. Guo Meigao, neither Mr. Zhang nor Mr. Zhu were involved in the incident of insider trading, nor had Mr. Zhang or Mr. Zhu provided any inside information to them; and
- (c) the PRC Legal Advisor advised that the two Directors are in compliance with the PRC Company Law, in particular, Article 178 of the PRC Company Law in relation to the qualifications of directors, supervisors and senior management, and other PRC Laws.

Save as disclosed in this Listing Document, to the best of the knowledge, information and belief of our Directors having made all reasonable enquiries, there is no other matters with respect to the appointment of Directors or Supervisors that need to be brought to the attention of our Shareholders and no information relating to their appointments that is required to be disclosed pursuant to Rule 13.51(2) (h) to (v) of the Listing Rules as of the Latest Practicable Date.

Senior Management

The following table sets forth the key information of our senior management:

Name	Age	Date of joining our Group	Date of appointment as senior management	Current position	Roles and responsibilities
Dr. Li Wenjia (李文佳博士) . . .	42	July 2006	January 19, 2021	Executive Director and general manager	Responsible for R&D of biologics and management
Ms. Huang Fangfang (黄芳芳女士) . . .	42	December 2011	June 19, 2023	Deputy general manager	Responsible for managing R&D of generic drug and improved innovative drug
Dr. Jin Chuanfei (金傳飛博士) . . .	43	August 2014	June 19, 2023	Deputy general manager	Responsible for R&D of innovative drug

DIRECTORS, SUPERVISORS AND SENIOR MANAGEMENT

Name	Age	Date of joining our Group	Date of appointment as senior management	Current position	Roles and responsibilities
Ms. Li Xiaoping (李曉平女士) . . .	39	December 2010	June 19, 2023	Deputy general manager	Responsible for R&D of biological similar drugs and biologics innovative drugs.
Mr. Zhang Zhiyong (張志勇先生) . . .	46	February 2007	June 19, 2023	Deputy general manager	Responsible for drug production quality control
Mr. Lin Taoxi (林淘曦先生) . . .	41	August 2014	June 19, 2023	Secretary to the Board and deputy general manager	Responsible for intellectual property management, project business cooperation, board secretary and administrative related work
Mr. Min Wenbi (閔文畢先生) . . .	43	February 2014	June 19, 2023	Head of finance	Responsible for financial management

Save that Mr. Lin Taoxi and Mr. Tang Xinfa are brothers in law, none of the senior management of our Group has any relationship with the Directors, Supervisors and other senior management.

Dr. Li Wenjia (李文佳博士), aged 42, is an executive Director and the general manager of our Company. For the biographical details of Dr. Li, please refer to “Directors-Executive Directors” in this section.

Ms. Huang Fangfang (黃芳芳女士), aged 42, joined our Group in December 2011 and was appointed as the deputy general manager of our Company on June 19, 2023. She is primarily responsible for managing the R&D of generic drugs and improved new drugs. Ms. Huang has also served as an executive director of Dongguan HEC Generic Drug since March 2019, and is primarily responsible for the management and operation of the company.

Ms. Huang has over 18 years of experience in the research and development and management of generic drugs. Ms. Huang has been the head of the generic drug department of our Company and deputy head of the drug research department of our Company since June 2014 and is responsible for managing R&D of generic drug and improved innovative drug. Ms.

DIRECTORS, SUPERVISORS AND SENIOR MANAGEMENT

Huang also served as the chairman of the supervisory committee of HEC CJ Pharm from May 2015 to June 2019, and a director of our Company from January 2021 to December 2021. Prior to that, Ms. Huang worked in Shenzhen HEC Industrial from June 2006 to June 2014 and successively served as the analytical supervisor and the supervisor of the preparation department, and was mainly responsible for the daily operation management of the preparation department, the establishment of the preparation research and development process, the establishment of the preparation technology platform, and the management of the research and development of overseas generic drugs and multiple clinical modified new drugs.

Ms. Huang obtained a bachelor's degree in biological sciences from Sun Yat-sen University in June 2004 and a master's degree in pharmaceutical analytics from Sun Yat-sen University in June 2006.

Dr. Jin Chuanfei (金傳飛博士), aged 43, joined our Group in August 2014 and was appointed as the deputy general manager of our Company on June 19, 2023, mainly responsible for the research and development of new drugs.

Dr. Jin has extensive experience in the field of new drug research. Dr. Jin joined our Company in August 2014 and held various positions. He is currently the head of the chemical drugs discovery department and deputy general manager of our Company, mainly responsible for R&D of innovative drugs.

Dr. Jin obtained the qualification of senior pharmaceutical engineer (associate senior) certified by the Department of Human Resources and Social Security of Guangdong Province in July 2023.

Dr. Jin obtained a bachelor's degree in chemistry (normal education) from Jiangnan University in July 2005, and a doctorate degree in organic chemistry from Central China Normal University in June 2011.

Ms. Li Xiaoping (李曉平女士), aged 39, joined our Group in December 2010 and was appointed as the deputy general manager of our Company on June 19, 2023. She is mainly responsible for R&D of biological similar drugs and biologics innovative drug.

Ms. Li has 13 years of experience in the development of biological drugs. Ms. Li has been working in our Company since December 2010 and has served as deputy head of the protein department, executive deputy head of the protein department, head of the protein department, deputy head of the biologics research department, head of the biologics engineering department and head of the biologics discovery department, mainly responsible for the research and development of biosimilars and new biological drugs.

Ms. Li obtained a bachelor's degree in biotechnology from Hunan University in June 2007 and a master's degree in biochemistry and molecular biology from Hunan University in June 2010.

Mr. Zhang Zhiyong (張志勇先生), aged 46, joined our Group in February 2007 and was appointed as the deputy general manager of our Company on June 19, 2023, mainly responsible for drug production quality control.

DIRECTORS, SUPERVISORS AND SENIOR MANAGEMENT

Mr. Zhang has approximately 17 years of extensive experience in the field of pharmaceutical production quality management. Mr. Zhang has served as the deputy manager of our Company since July 2023, mainly responsible for pharmaceutical production quality management. From January 2022 to June 2023, he served as the executive director of Guangdong HEC Biopharmaceutical, mainly responsible for company management and decision-making. Mr. Zhang also served as the chairman and general manager of Ruyuan HEC Pharma from March 2010 to February 2023, and the head of the formulation department and deputy head of the drug research department of our Company from April 2012 to August 2017. From February 2007 to July 2013, he served as the head of the preparation team of the pharmaceutical factory of our Company, mainly responsible for the preparation of the pharmaceutical production and quality management system. From June 2015 to January 2021, Mr. Zhang also served as the general manager of the Company.

Mr. Zhang obtained a bachelor's degree in pharmaceutical engineering from Hubei College of Traditional Chinese Medicine in June 2002.

Mr. Lin Taoxi (林淘曦先生), aged 41, joined our Company in August 2014 and has been appointed as the secretary to the Board and deputy general manager of our Company on June 19, 2023. He is mainly responsible for intellectual property management, project business cooperation, secretary to the Board and administration related work. Mr. Lin has also served as a supervisor of Dongguan HEC Medicine since March 2019, where he is mainly responsible for supervising the work of Dongguan HEC Medicine's directors and senior management and inspecting and assessing the company's daily affairs.

Mr. Lin has over 18 years of experience in the pharmaceutical intellectual property field. Prior to joining our Group, Mr. Lin served as a researcher and intellectual property director at Shenzhen HEC Industrial from July 2006 to August 2014. Since joining our Company in August 2014, Mr. Lin has held various positions, including director of the intellectual property department. His current position is director of intellectual property and business development department, deputy manager and secretary to the Board, mainly responsible for intellectual property management, project business cooperation, secretary to the Board and administration related work. Mr. Lin also served as a supervisor of Dongguan HEC Medical from January 2017 to December 2023, where his primary responsibilities included supervising the work of Dongguan HEC Medical's directors and senior management and inspecting and assessing the company's daily affairs.

In addition, Mr. Lin also holds multiple academic positions, including serving as a committee member of the Intellectual Property Research Professional Committee of the Chinese Pharmaceutical Association in 2023, and as an expert in the Patent Analysis and Early Warning Expert Database of the National Intellectual Property Administration in 2022. In December 2017, Mr. Lin was recognized by the National Intellectual Property Administration as an outstanding individual in enterprise intellectual property work for the year 2016.

Mr. Lin obtained a bachelor's degree in chemistry from Nanjing University in June 2006 and a master's degree in pharmacy from Sun Yat-sen University in December 2019.

DIRECTORS, SUPERVISORS AND SENIOR MANAGEMENT

Mr. Min Wenbi (閔文畢先生), aged 43, joined our Group in February 2014 and was appointed as the financial controller of our Company in June 2015 and the head of finance of our Company in October 2019. He is mainly responsible for financial and treasury management. Mr. Min has also been serving as a supervisor of Shenzhen HEC Testing since February 2014.

Mr. Min has about 20 years of experience in financial accounting. Prior to joining our Group, Mr. Min held the position of the chief of the audit department at Shenzhen HEC Industrial and chief of the finance department of HEC research institute from January 2011 to June 2015, mainly responsible for internal auditing, financial accounting and financial management. From May 2006 to January 2011, he served as the chief of the finance department of Dongguan HEC Capacitor Co., Ltd.* (東莞市東陽光電容器有限公司), mainly responsible for financial accounting and financial management. From July 2004 to May 2006, Mr. Min also served as the accountant in chief of Shenzhen HEC Industrial, mainly responsible for financial accounting.

Mr. Min obtained a bachelor's degree in accounting from Heilongjiang University of Science and Technology (formerly known as Heilongjiang Institute of Science and Technology) in July 2004, and a master's degree in business administration from Heilongjiang University of Science and Technology in June 2019.

Company Secretary

Mr. Cheng Ching Kit (鄭程傑) has been appointed as company secretary of our Company on February 26, 2024. Mr. Cheng is an assistant vice president of SWCS Corporate Services Group (Hong Kong) Limited, a professional services provider specializing in corporate services, and has over 10 years of experience in corporate secretarial field. He is an associate member of both The Hong Kong Chartered Governance Institute and The Chartered Governance Institute in the United Kingdom since June 2018. In addition, Mr. Cheng obtained a Bachelor of Commerce with a major in finance from The University of Queensland, Australia in December, 2010 and a Master of Laws in Chinese law from the University of Hong Kong in November, 2022.

BOARD COMMITTEES

The Board delegates certain responsibilities to various dedicated committees in accordance with relevant PRC laws, regulations, the Articles and the Listing Rules, namely, the Audit Committee, the Remuneration and Appraisal Committee, the Nomination Committee and the Strategic Committee. The appointment of the respective committee members was approved by the Shareholders at the Shareholders' general meeting on December 11, 2024.

Audit Committee

We have established an Audit Committee in compliance with Rule 3.21 of the Listing Rules and with written terms of reference in compliance with paragraph D.3 of the Corporate Governance Code as set out in Appendix C1 to the Listing Rules. The primary duties of our

DIRECTORS, SUPERVISORS AND SENIOR MANAGEMENT

Audit Committee are, among other things, to make recommendations to our Board on the appointment and removal of external auditors; review the financial statements and material advice in respect of financial reporting; and oversee internal control procedures of our Company.

Our Audit Committee comprises of three members, namely Dr. Lin Aimei, Mr. Tang Xinfu and Dr. Li Xintian. Dr. Lin Aimei is the chairman of our Audit Committee, who is an independent non-executive Director with the appropriate accounting and related financial management expertise as required under Rules 3.10(2) and 3.21 of the Listing Rules.

Remuneration and Appraisal Committee

We have established a Remuneration and Appraisal Committee in compliance with Rule 3.25 of the Listing Rules and with written terms of reference in compliance with paragraph E.1 of the Corporate Governance Code as set out in Appendix C1 to the Listing Rules. The primary duties of our Remuneration and Appraisal Committee, among other things, are to make recommendations to our Board on the overall remuneration policy and structure relating to all Directors and senior management of our Group; review performance-based remuneration; and ensure none of our Directors determine their own remuneration.

Our Remuneration and Appraisal Committee comprises of three members, namely Dr. Lin Aimei, Dr. Zhang Yingjun and Dr. Li Xintian. Dr. Lin Aimei is the chairman of our Remuneration and Appraisal Committee.

Nomination Committee

We have established a Nomination Committee in compliance with Rule 3.27A of the Listing Rules and with written terms of reference in compliance with paragraph B.3 of the Corporate Governance Code as set out in Appendix C1 to the Listing Rules. The primary duties of our Nomination Committee are, among other things, to review the structure, size and composition of our Board and our board diversity policy on a regular basis; identify individuals suitably qualified to become Board members; assess the independence of independent non-executive Directors; and make recommendations to our Board on relevant matters relating to the appointment or re-appointment of Directors.

Our Nomination Committee comprises of three members, namely Dr. Yin Hang Hubert, Dr. Zhang Yingjun and Dr. Li Xintian. Dr. Yin Hang Hubert is the chairman of our Nomination Committee.

Strategic Committee

We have established a Strategic Committee, and its primary duties are, among other things, to review our Company's product research and development status; conduct research on the long-term development strategy rules of our Company and provide recommendations;

DIRECTORS, SUPERVISORS AND SENIOR MANAGEMENT

research and propose suggestions on major matters that require approval from our Board or Shareholders' general meeting as stipulated in the Articles of our Company, as well as other major matters that affect our Company's development, and inspect the implementation of such matters.

Our Strategic Committee comprises of three members, namely Dr. Zhang Yingjun, Mr. Zeng Xuebo and Dr. Yin Hang Hubert. Dr Zhang Yinjun is the chairman of our Strategic Committee.

BOARD DIVERSITY POLICY

We have adopted a board diversity policy (the “**Board Diversity Policy**”) which sets out the objective and approach to achieve and maintain diversity of our Board in order to enhance the effectiveness of our Board. Pursuant to the Board Diversity Policy, we seek to achieve diversity of our Board through the consideration of a number of factors when selecting candidates to our Board, including but not limited to professional experience, skills, knowledge, gender, age, cultural and education background, ethnicity and length of service. Our Company recognizes and embraces the benefits of having a diverse Board and sees increasing diversity at the Board level, including gender diversity, as an essential element in maintaining our Company's competitive advantage and enhancing its ability to attract and retain talents and motivate employees. We have also taken, and will continue to take measures to promote gender diversity at all levels of our Company, including but not limited to our Board and the senior management levels.

Our Board currently comprises of nine male Directors and four female Directors, aged between 37 and 61 years old. Our Directors have a balanced mix of knowledge and skills, including corporate management, strategic and business development, pharmaceutical investment and research, legal research, biochemistry, pharmaceutical chemistry, and corporate investment and financing. Our Company believes that our Board complies with our Board Diversity Policy. Our Nomination Committee will review and assess the composition of our Board and make recommendations to our Board on appointment of members of our Board. Meanwhile, our Nomination Committee will consider the benefits of all aspects of board diversity, including without limitation, professional experience, skills, knowledge, education background, age, gender, culture and ethnicity, and length of service, in order to maintain an appropriate range and balance of talents, skills, experience and diversity of perspectives on our Board.

Upon the Listing, the Nomination Committee will from time to time (i) discuss and agree on expected goals to ensure board diversity, and (ii) review and update the Board Diversity Policy as necessary to ensure its effectiveness. Our Company will disclose the implementation of the Board Diversity Policy in its corporate governance report on an annual basis.

DIRECTORS, SUPERVISORS AND SENIOR MANAGEMENT

COMPLIANCE ADVISOR

We have appointed China Sunrise Capital Limited as our compliance advisor upon the Listing pursuant to Rule 3A.19 of the Listing Rules. Pursuant to Rule 3A.23 of the Listing Rules, our compliance advisor will advise us when we consult our compliance advisor in the following circumstances:

- (i) before the publication of any regulatory announcement, circular or financial report;
- (ii) where a transaction, which might be a notifiable or connected transaction, is contemplated, including share issues and share repurchases;
- (iii) where our Group's business activities, developments or results of operation deviate from any forecast, estimate or other information in this Listing Document; and
- (iv) where the Stock Exchange makes an inquiry of our Company regarding unusual movements in the price or trading volume of the Shares or any other matters in accordance with Rule 13.10 of the Listing Rules.

The terms of appointment of the compliance advisor shall commence on the Listing Date and end on the date on which our Group publishes our financial results for the first full financial year commencing after the Listing Date in compliance with Rule 13.46 of the Listing Rules and such appointment may be subject to extension by mutual agreement.

COMPLIANCE WITH THE CORPORATE GOVERNANCE CODE

Our Company recognizes the importance of incorporating elements of good corporate governance in the management structures and internal control procedures of our Group so as to achieve effective accountability.

We will comply with the code provisions stated in the Corporate Governance Code as set forth in Appendix C1 to the Listing Rules after the Listing. Our Company always believes that our Board should include a balanced composition of executive and independent non-executive Directors so that there is a clear independent element on our Board, which can effectively exercise independent judgment.

REMUNERATION POLICY

When reviewing and determining the specific remuneration packages for Directors, Supervisors and senior management, we consider a number of factors, such as their personal performance, qualifications, experience and length of service, salaries paid by comparable companies, the time invested and responsibilities assumed by Directors, Supervisors and senior management, whether they are employed by our Group and whether performance-based remuneration is desirable.

DIRECTORS, SUPERVISORS AND SENIOR MANAGEMENT

Subject to applicable laws, rules and regulations, our Directors and Supervisors receive remuneration in the form of fees, salaries, discretionary bonuses, contributions to pension schemes, housing and other allowances, benefits in kind and equity-settled share-based payments. For the years ended December 31, 2022, 2023 and 2024, the aggregate amounts of our Directors' and Supervisors' remuneration (including directors' fees, salaries, allowances and benefits in kind, contributions to defined contribution retirement benefit schemes, discretionary bonuses and equity-settled share-based payment) were RMB5,815,000, RMB53,681,000 and RMB102,268,000, respectively. It is estimated that under the arrangements currently in force, the aggregate emolument payable to our Directors and Supervisors (including directors' fees, salaries, allowances and benefits in kind, contributions to defined contribution retirement benefit schemes, discretionary bonuses and equity-settled share-based payment) for the year ending December 31, 2025 will be approximately RMB129,778,000.

For the years ended December 31, 2022, 2023 and 2024, the aggregate amounts of remuneration paid or payable to the five highest paid individuals (excluding Directors and Supervisors) of our Group (including salaries and other emoluments, discretionary bonuses, contributions to defined contribution retirement benefit and equity-settled share-based payment) were RMB2,416,000, RMB9,133,000 and RMB9,625,000, respectively.

During the Track Record Period, no emolument was paid by our Group to any of our Directors, Supervisors or the five highest paid individuals as an inducement to join or upon joining our Group or as compensation for loss of office. None of our Directors or Supervisors has waived or has agreed to waive any emoluments during the Track Record Period.

Save as disclosed above, no other payments of remuneration have been made, or are payable, in respect of the Track Record Period, by our Group to any of our Directors, Supervisors or the five highest paid individuals.

For information on Directors' and Supervisors' remuneration as well as information on the highest paid individuals during the Track Record Period, please see notes 8 and 9 to the Accountants' Report set out in Appendix I to this Listing Document and "Statutory and General Information" set out in Appendix VI to this Listing Document.

RELATIONSHIP WITH OUR CONTROLLING SHAREHOLDERS

OVERVIEW

As of the Latest Practicable Date, Yichang HEC Research, Shenzhen HEC Industrial, Guangdong HEC Technology, Yidu Junjiafang and Yidu Shuaixinwei directly held in aggregate approximately 62.12% of the total issued share capital of our Company.

Yichang HEC Research is owned as to 86.74% by Dongguan HEC Research, which is owned as to 73.64% by Linzhi HEC Pharmaceutical Research, 2.11% by Shenzhen HEC Industrial and 6.93% by Ruyuan HEC Industrial, a non wholly-owned subsidiary of Shenzhen HEC Industrial. Linzhi HEC Pharmaceutical Research is owned as to 82.72% by Shenzhen HEC Pharmaceutical, which is wholly owned by Shenzhen HEC Industrial, 9.19% by Yidu HEC Industrial and 2.98% by Yichang HEC Medicine, each a non wholly-owned subsidiary of Shenzhen HEC Industrial, and 5.11% by Ruyuan Yuneng Electric. Yichang HEC Medicine is owned as to 53.73% by Zhejiang HEC Health and 5.75% by Dongguan HEC Industrial, each a wholly-owned subsidiary of Shenzhen HEC Industrial. Guangdong HEC Technology is owned as to 52.69% in aggregate directly or indirectly by Shenzhen HEC Industrial and its parties acting in concert, namely, Yichang HEC Medicine, Ruyuan Yangzhiguang Aluminum, Ruyuan HEC Enterprise Management, Shenzhen NewFoxon and Suzhou Fenghe. Shenzhen HEC Industrial is held as to 42.34%, 27.01% and 30.66% by Ruyuan Yuneng Electric, Shaoguan Xinyuneng Industrial and Ruyuan Xinjing Technology, respectively, while Shaoguan Xinyuneng Industrial is owned as to 58% and 42% by Ruyuan Yuneng Electric and Ruyuan Xinjing Technology, respectively. Ruyuan Yuneng Electric is owned as to 71.75% by Ms. Guo, 27.45% by Mr. Zhang and 0.5% by Ruyuan Shuaicai Investment, a limited partnership where Mr. Zhang acts as the general partner thereof and holds 90% interest therein. Ruyuan Xinjing Technology is ultimately controlled by Ms. Guo and Mr. Zhang. Furthermore, Mr. Zhang is also the sole general partner of Yidu Shuaixinwei and Yidu Junjiafang.

After the completion of the Introduction and the Privatization, Mr. Zhang and Ms. Guo will continue to indirectly hold in aggregate approximately 50.98% of the total issued share capital of our Company through entities controlled by them. Accordingly, and by virtue of the family relationship of Mr. Zhang and Ms. Guo, Mr. Zhang, Ms. Guo and the entities controlled by them, namely Guangdong HEC Technology, Yichang HEC Research, Dongguan HEC Research, Linzhi HEC Pharmaceutical Research, Ruyuan HEC Industrial, Yidu HEC Industrial, Yichang HEC Medicine, Shenzhen HEC Pharmaceutical, Shenzhen HEC Industrial, Dongguan HEC Industrial, Zhejiang HEC Health, Ruyuan Yuneng Electric, Ruyuan Shuaicai Investment, Shaoguan Xinyuneng Industrial, Ruyuan Xinjing Technology, Yidu Junjiafang and Yidu Shuaixinwei, will become a group of our Controlling Shareholders after the Listing.

RELATIONSHIP WITH OUR CONTROLLING SHAREHOLDERS

DELINEATION OF BUSINESS

Business of our Group

Our Group is engaged in research and development, production and commercialization of pharmaceutical products with a focus on innovative drugs and are also involved in modified new drugs, generic drugs and biosimilars. Our Group strategically focuses on therapeutic areas of infectious diseases, chronic diseases and oncology. According to the Frost & Sullivan Report, those three therapeutic areas have the greatest market potential in terms of the sales revenue of pharmaceutical products in China from 2018 to 2023 and significant unmet medical needs. As of the Latest Practicable Date, we had 150 approved drugs in various countries and regions, including China, the United States and Europe. As of the Latest Practicable Date, we also had more than 100 drugs in the pipeline, including 49 Class I innovative drug candidates in China, among which one innovative drug candidate was under the NMPA's review for launching in China and ten innovative drug candidates were in Phases II or III clinical trials. As of the Latest Practicable Date, we have successfully developed and launched three Class I innovative drugs and applied for launching one Class I innovative drug through our in-house research and development in China. As a result of our extensive pipeline of anti-infective drugs, we were approved by the Ministry of Science and Technology of the PRC to establish a State Key Laboratory of Anti-Infective Drug Development.

For details of our business, please refer to the section headed “Business” in this Listing Document.

Business of our Controlling Shareholders

Shenzhen HEC Industrial Group is primarily engaged in a wide range of businesses including electronic new materials, biomedicine and health and wellness products. In addition, Shenzhen HEC Industrial Group is also engaged in other businesses such as energy, trading, construction and manufacturing, production of packaging and production materials and cultural tourism. Apart from its interests in our Group, within its biomedicine business, Shenzhen HEC Industrial Group is also engaged in the production and sales of APIs and intermediates through Ruyuan HEC Pharma, a company controlled by it, and engaged in R&D, production and sales of macrolides APIs and intermediates, lincomycin hydrochloride APIs and intermediates as well as enzyme preparations through HEC Biochemical Pharma, a company controlled by it. According to Frost & Sullivan, there is a clear delineation in terms of both client base and production processes between the market for innovative drugs, improved new drugs and high-end generic drugs and the market for APIs and intermediates. As of the Latest Practicable Date, there are (i) no overlapping APIs and intermediates produced by both our Group and Shenzhen HEC Industrial Group; and (ii) no overlapping customers between our Group and Shenzhen HEC Industrial Group.

RELATIONSHIP WITH OUR CONTROLLING SHAREHOLDERS

Apart from Shenzhen HEC Industrial, the principal business of our other corporate Controlling Shareholders are as follows:

Name of Controlling Shareholder	Principal Business
Guangdong HEC Technology . . .	Engaged in the production and sales of electronic components, aluminum foils, new chemical materials and energy materials
Yichang HEC Research	Investment holding company with no material business
Dongguan HEC Research	Investment holding company with no material business
Linzhi HEC Pharmaceutical Research	Engaged in business segments including agricultural products, health foods, traditional Chinese medicine, pesticides, seeds, and smart devices
Ruyuan HEC Industrial	Engaged in investment in emerging enterprises (including in the fields of electronic materials, aluminum processing and aluminum materials, chemical products), domestic commerce and trading, sales of supplies and foreign investment
Yidu HEC Industrial	Engaged in investment and development of electronic materials projects, supply and sales of production materials and agency services for electricity fees
Yichang HEC Medicine	Investment holding company of HEC Biochemical Pharma, with no material business
Shenzhen HEC Pharmaceutical .	Investment holding company with no material business
Dongguan HEC Industrial	Engaged in the investment and management of various types of industrial companies
Zhejiang HEC Health	Engaged in business segments including health consulting, health foods and traditional Chinese medicine etc.
Ruyuan Yuneng Electric	Engaged in the investment of emerging enterprises (including in fields of materials and electronic components), domestic commerce, supply and sales of goods and electronic products
Ruyuan Shuaicai Investment . . .	Investment holding company with no material business
Shaoguan Xinyuneng Industrial .	Investment holding company with no material business
Ruyuan Xinjing Technology . . .	Engaged in investment of emerging enterprises (including in fields of materials and electronic components), domestic commerce, supply and sales of goods and electronic products
Yidu Junjiafang	Share incentive plan platform of our Company
Yidu Shuaixinwei	Share incentive plan platform of our Company

RELATIONSHIP WITH OUR CONTROLLING SHAREHOLDERS

Ruyuan HEC Pharma

Ruyuan HEC Pharma is principally engaged in the production and sales of APIs and intermediates, while our Group is mainly engaged in the R&D, production and commercialization of pharmaceutical products with a focus on innovative drugs, and also covering modified new drugs, generic drugs and biosimilars, but also has the capabilities to produce and sell APIs and intermediates. However, our self-produced APIs and intermediates are mainly for our own drug production needs. During the Track Record Period, the APIs and intermediates products produced by our Group and Ruyuan HEC Pharma were not identical and did not overlap.

On the other hand, Ruyuan HEC Pharma is primarily engaged in the production and sales of APIs and intermediates, and all the APIs produced are sold externally, including the provision of synthesis of APIs for the completion of our Group's R&D projects, validation batch production and pilot scale-up of APIs. In this connection, our Company has entered into API purchase agreements with Shenzhen HEC Industrial from time to time in relation to the procurement of APIs for purpose of R&D of our Group. For details of the purchase of APIs by our Group from Shenzhen HEC Industrial and its subsidiaries, please refer to the section headed "Connected Transactions — Partially Exempted Continuing Connected Transactions — 4. APIs Purchase Framework Agreement" in this Listing Document. Our Directors are of the view that, as the close proximity of Ruyuan HEC Pharma to the production base of the major medical products of our Group facilitates the transportation of APIs and Shenzhen HEC Industrial has a good understanding of the needs of our Group through the mutual trust established between both parties during past cooperation, the aforesaid business cooperation arrangement is in the commercial interest of our Group.

Our Directors believe that the production and sales of APIs and intermediates conducted by Ruyuan HEC Pharma do not constitute competition or potential competition with our business mainly for the following reasons:

- (i) our Group will continue to focus on the R&D, production and commercialization of innovative drugs and also covering modified new drugs, generic drugs and biosimilars as its core business; while Ruyuan HEC Pharma is not the marketing authorization holder of any pharmaceutical approval and is principally engaged in the production and sales of APIs and intermediates, nor does it intend to change its core business in the future that would result in competition between the business of Ruyuan HEC Pharma and our Group's business; and
- (ii) our Controlling Shareholders (other than Guangdong HEC Technology) have entered into the Non-Competition Agreement (as defined below) with our Company, pursuant to which they have undertaken that they will not and will procure their respective close associates (including Ruyuan HEC Pharma) not to engage in any business or investment activities which are the same, similar to or in competition or

RELATIONSHIP WITH OUR CONTROLLING SHAREHOLDERS

likely to be in competition with our Group's business. For details of the Non-Competition Agreement, please refer to the paragraph headed "Non-Competition Agreement" in this section.

HEC Biochemical Pharma

HEC Biochemical Pharma is primarily engaged in the R&D, production and sales of macrolides APIs and intermediates, lincomycin hydrochloride APIs and intermediates as well as enzyme preparations, with its products being mainly used for the production of pharmaceutical products in the field of anti-bacterial therapy; while our Group's products are mainly pharmaceutical products applied in therapeutic areas, such as infectious diseases, chronic diseases and oncology. Our Directors are of the view that the production and sales of APIs and intermediates conducted by HEC Biochemical Pharma does not constitute competition or potential competition with our business for the following reasons:

- (1) HEC Biochemical Pharma is primarily engaged in the sale of APIs and intermediates, whilst our Group is primarily engaged in the production and sale of pharmaceutical products;
- (2) Whilst our Group is capable of producing APIs and intermediates, our self-produced APIs and intermediates are mainly for our own drug production needs rather than for external sale. Further, during the Track Record Period, there is no overlap between the APIs and intermediates produced by HEC Biochemical Pharma and our Group; and
- (3) HEC Biochemical Pharma and our Group target different customers due to the difference in the nature of their respective products, with HEC Biochemical Pharma targeting pharmaceutical companies primarily engaging in the production of pharmaceutical products whereas the main target customers of our Group being our third-party distributors. During the Track Record Period, there were no overlapping customers between HEC Biochemical Pharma and our Group.

Each of our Controlling Shareholders and our Directors confirm that as of the Latest Practicable Date, save as disclosed above, neither of them nor their respective close associates have any interest in any business, apart from the businesses operated by members of our Group, that competes or is likely to compete, directly or indirectly, with the business of our Group and would require disclosure pursuant to Rule 8.10 of the Listing Rules.

NON-COMPETITION AGREEMENT

Non-competition Undertakings

We have entered into a non-competition agreement (the “**Non-Competition Agreement**”) with each of our Controlling Shareholders (other than Guangdong HEC Technology) (collectively, the “**Covenantors**” and each, a “**Covenantor**”), pursuant to which each of the Covenantors has irrevocably and unconditionally, collectively and individually, undertaken with our Company (for ourselves and as the trustee for the benefit of each member of our Group) that, among others, during the period of the Non-Competition Agreement, the Covenantors shall not, and shall procure their respective close associates (whether as a shareholder, director, officer, partner, agent, lender, employee, consultant or otherwise, or whether it is engaged for profits, remuneration or for any other purpose) not to, in countries or regions that our Group operates our business, directly or indirectly, whether alone or jointly with other parties, or on behalf of or to assist or act in concert with any other parties, engage in, invest in, participate in, attempt to participate in, render any services to, provide any financial support to or otherwise be involved in any business or investment activities which are the same, similar to or in competition or likely to be in competition with any business engaged in currently (including engaging in research and development, production and commercialization of pharmaceutical products), or expected to be carried on, by any member of our Group (the “**Restricted Business**”), or directly or indirectly be interested in or economically interested in the Restricted Business.

The above restrictions do not apply to the following circumstances:

- (i) the Covenantors and/or their respective close associates hold any securities of any company listed on any stock exchange which is engaged in any competing business without holding or controlling the exercise of 10% or more of the voting rights of the issued share capital of such company in aggregate;
- (ii) the Covenantors undertake project(s) or otherwise participate in any New Business Opportunities (as defined below), provided that the project or New Business Opportunities have been first offered to our Group but not taken by our Group;
- (iii) through acquiring or holding any investment or interest in units or shares of any company, investment trust, joint venture, partnership or other entity in whatever form which conducts or engages in any Restricted Business where such investment or interest does not exceed 10% of the issued shares of such entity provided that (1) such investment or interest does not grant the Covenantors or their respective close associates any right to control the composition of the board of directors or managers of such entity, (2) none of the Covenantors or their respective close associates control the board of directors or managers of such entity and (3) such investment or interest does not grant the Covenantors or their respective close associates any right to participate directly or indirectly in such entity.

RELATIONSHIP WITH OUR CONTROLLING SHAREHOLDERS

New Business Opportunities

In addition, each of Covenantors has further severally and jointly, irrevocably and unconditionally undertaken to our Company (for ourselves and as trustee for the benefit of each member of our Group) that it shall refer to and procure its close associates to refer to investment or business opportunity related to Restricted Business (“**New Business Opportunities**” and each, a “**New Business Opportunity**”) to our Company in our following manner:

- (i) as soon as it becomes aware of any New Business Opportunity, gives written notice (the “**Offer Notice**”) to us the nature of the target company (if relevant) and the New Business Opportunity, detailing all information available to it for our Company to consider whether to pursue such New Business Opportunity (including details of any investment or acquisition costs and the contact details of the third parties offering, proposing or presenting the New Business Opportunity).
- (ii) our Company shall, as soon as practicable and in any case within 30 business days from the receipt of the Offer Notice (the “**Offer Notice Period**”) notify the relevant Covenantor in writing of any decision taken to pursue or decline the New Business Opportunity, subject to compliance with applicable requirements under the Listing Rules. During the Offer Notice Period, our Company may negotiate with the third party and the relevant Covenantor shall use its best endeavours to assist us in obtaining such New Business Opportunity on the same or more favorable conditions.
- (iii) the respective Covenantors confirm that, our Company is required to seek approval from our Directors who do not have a material interest in the New Business Opportunities by the simple majority of the voting rights held by such Directors as to whether to pursue or decline the New Business Opportunity, our Directors who have a material interest in the New Business Opportunity shall abstain from voting. If the appointment of an independent financial advisor is required in relation to the transactions contemplated under the New Business Opportunity in accordance with the requirements under the Listing Rules, our Company shall appoint an independent financial advisor to advise on the terms of the transaction in the subject matter of such New Business Opportunity.
- (iv) the relevant Covenantor may, at its absolute discretion, consider extending the Offer Notice Period as appropriate.

RELATIONSHIP WITH OUR CONTROLLING SHAREHOLDERS

- (v) subject to the paragraph (vi) below, the relevant Covenantor is entitled but not obliged to carry on, engage in, invest in, participate in or be interested (economically or otherwise) in the New Business Opportunity (whether individually or jointly with another person and whether directly or indirectly or on behalf of or to assist any other person) on the same, or less favorable, terms and conditions in all material respects as set out in the Offer Notice if:
 - (1) it has received a written notice from us declining the New Business Opportunity; or
 - (2) it has not received any written notice from us of our decision to pursue or decline the New Business Opportunity within 30 business days from our receipt of the Offer Notice, or any extended Offer Notice Period, in which case our Company shall be deemed to have declined the New Business Opportunity.
- (vi) if there is a change in the nature or proposal of the New Business Opportunity pursued by the relevant Covenantor, it/he/she shall refer the New Business Opportunity as revised and shall provide to us details of all available information for us to consider whether to pursue the New Business Opportunity as revised.

Pre-emptive Rights

Each of the Covenantors has undertaken that, if, during the effective period of the Non-Competition Agreement, the Covenantor or its close associate(s) intend to transfer, sell, lease or license or otherwise transfer or license the following items to a third party:

- (i) the existing business or interest of the Covenantor or its close associate(s);
- (ii) Restricted Business; and/or
- (iii) any New Business Opportunity retained by the Covenantor or any of its close associate pursuant to the Non-Competition Agreement,

our Group shall have the pre-emptive rights.

The Covenantors shall notify us by written notice (“**Selling Notice**”) in advance. The Selling Notice must be accompanied by the conditions, detailed description and all relevant and reasonable information available for our Company to consider whether to make an investment decision in respect of the existing business, New Business Opportunity or the interests thereof that the Covenantors or their close associates intend to transfer, sell, lease or license to a third party. We shall reply in writing to the Covenantors within 30 days after receiving the Selling Notice from the Covenantors, subject to compliance with applicable requirements under the Listing Rules. The Covenantors have undertaken that until they receive the reply from our Company, they shall not and shall procure their close associates not to notify any third party of the intention to transfer, sell, lease or license the business or the New Business Opportunity.

RELATIONSHIP WITH OUR CONTROLLING SHAREHOLDERS

If our Company replies in writing to refuse to acquire the existing business, the New Business Opportunity or the interests thereof or fails to reply to the Covenantors in respect of the Selling Notice within the agreed time period, the Covenantors or their close associates are entitled to transfer, sell, lease or license the business or the New Business Opportunity to a third party pursuant to the same terms stipulated in the Selling Notice.

Further undertakings from the Covenantors

Pursuant to the Non-Competition Agreement, each of the Covenantors has further, irrevocably and unconditionally, collectively and individually, undertaken with us (for ourselves and as the trustee for the benefit of each member of our Group) that:

- (i) each of the Covenantors shall provide and procure each of the Covenantors' close associates (other than members of our Group) to, when necessary and at least annually, within the period of the Non-Competition Agreement and in accordance with the provisions of any relevant laws, rules and regulations or any contractual obligations, provide all necessary information to our independent non-executive Directors for review, so that our independent non-executive Directors could review the compliance of the Non-competition Agreements by the Covenantors and their respective close associates (other than members of our Group) and enforce the Non-Competition Agreement;
- (ii) each of the Covenantors shall issue an annual statement of compliance with the terms of the Non-Competition Agreement to us every year for making appropriate disclosure in our annual report;
- (iii) each of the Covenantors agree and authorize us to disclose in our annual report or by way of an announcement regarding the decisions made by our independent non-executive Directors related to the review of matters in relation to the compliance and enforcement of the Non-Competition Agreement; and
- (iv) each of the Covenantors will abstain from voting at any general meeting of our Company on matters contemplated in the Non-Competition Agreement and any matters that may exist or give rise to actual or potential conflicts of interest and will not be counted in the quorum.

The Non-Competition Agreement will remain in full force and will be terminated upon the occurrence of the following events, whichever is earlier:

- (i) the Covenantors and any of their respective close associates (as the case may be) cease to control an aggregate of 30% or more of our total share capital in issue, regardless the interests being held directly or indirectly or otherwise; or
- (ii) our H Shares ceases listing on the Stock Exchange (except for the temporary suspension of trading of our Shares).

RELATIONSHIP WITH OUR CONTROLLING SHAREHOLDERS

INDEPENDENCE FROM OUR CONTROLLING SHAREHOLDERS

Having considered the following factors, our Directors consider that we are capable of carrying on our business independently from our Controlling Shareholders and their close associates after the Listing.

Management Independence

Our business is managed and conducted by our Board and senior management. Upon the completion of the Listing, our Board will comprise 13 Directors, including two executive Directors, six non-executive Directors and five independent non-executive Directors. For more details, please refer to the section headed “Directors, Supervisors and Senior Management” in this Listing Document.

As of the Latest Practicable Date, except for the following Directors, there was no other overlapping Director and senior management between our Group and our Controlling Shareholders and their close associates:

<u>Name of Directors</u>	<u>Position(s) held in our Company</u>	<u>Position(s) held in our Controlling Shareholders and their close associates as of the Latest Practicable Date</u>
Zhang Yushuai (張寓帥)	Non-executive Director	Executive director of Ruyuan Yuneng Electric Manager of Ruyuan Xinjing Technology Executive director and manager of Zhejiang HEC Health Pharmaceutical Co., Ltd* (浙江東陽光健康藥業有限公 司) Chairman of the board of directors of Shenzhen HEC Industrial Director of Yichang HEC Medicine Executive director and manager of Shaoguan Xinyuneng Industrial

RELATIONSHIP WITH OUR CONTROLLING SHAREHOLDERS

Name of Directors	Position(s) held in our Company	Position(s) held in our Controlling Shareholders and their close associates as of the Latest Practicable Date
		Executive Director and general manager of Shenzhen HEC Pharmaceutical
		Chairman of the board of directors of Shenzhen HEC Technology Venture Capital Co., Ltd* (深圳東陽光科技創 業投資有限公司)
Tang Xinfu (唐新發)	Non-executive Director	Director and general manager of Shenzhen HEC Industrial
		Legal representative, manager and executive director of Guangdong HEC Trading Co., Ltd* (廣州陽之光貿易有 限公司)
		Legal representative, chairman of the board and manager of Dongguan HEC Industrial Development Co., Ltd* (東莞 市東陽光實業發展有限公司)
		Legal representative, executive director and manager of Yichang HEC Research
		Executive director and general manager of Linzhi HEC Pharmaceutical Research
		Executive director of Ruyuan Yao Autonomous County Taidong Pharmaceutical Co., Ltd* (乳源瑤族自治縣泰 東藥業有限公司)
		Director of Yichang HEC Medicine

RELATIONSHIP WITH OUR CONTROLLING SHAREHOLDERS

Name of Directors	Position(s) held in our Company	Position(s) held in our Controlling Shareholders and their close associates as of the Latest Practicable Date
		Legal representative, executive director and manager of Dongguan HEC Research
Zhu Yingwei (朱英偉)	Non-executive Director	Director and deputy general manager of Shenzhen HEC Industrial
		Executive director and manager of Dongguan HEC Industrial Development Co., Ltd* (東陽市東陽光實業發展有限公司)
		Legal representative and general manager of Yichang HEC Medicine

Mr. Zhang Yushuai, Mr. Tang Xinfu and Mr. Zhu Yingwei (collectively the “**Overlapping Directors**” and each, a “**Overlapping Director**”), all being our non-executive Directors, participate in making decisions on major issues such as the formulation of our overall development strategies and corporate operating strategies as members of our Board, but do not participate in the daily business operation and management of our Company. For further information on the skills, knowledge, expertise and experience of the Overlapping Directors, please refer to their respective biographical details as set out in the section headed “Directors, Supervisors and Senior Management” in this Listing Document.

We believe that our Directors and senior management are capable of performing their own duties in our Company independently from our Controlling Shareholders and our Company is capable of managing its business independently from our Controlling Shareholders after the Listing for the following reasons:

- (i) the decision-making mechanism of our Board set out in the Articles includes provisions on avoiding conflicts of interest by providing, among other things, that in the event of a conflict of interest, such as considering any resolution on transaction or arrangement in which our Controlling Shareholders or any of their respective close associates has a material interest, such Directors who are connected with our Controlling Shareholders and the transactions shall abstain from voting and shall not be counted in the quorum. Such resolutions shall be passed by a simple majority of our Directors present at the meeting who are not connected with matters being considered;

RELATIONSHIP WITH OUR CONTROLLING SHAREHOLDERS

- (ii) all Overlapping Directors are non-executive Directors and they participate in decision-making on major issues such as the formulation of our overall development strategies and corporate operating strategies as members of our Board, but do not participate in the daily business operation and management of our Company. Our management team is different from that of our Controlling Shareholders and the daily operation and management of our Company is managed by our executive Directors and a group of experienced senior management members who have worked for our Group for a long time and are independent from our Controlling Shareholders and their respective close associates and are our full-time employees;
- (iii) we have sufficient number of non-overlapping Directors. Our non-overlapping Directors possess extensive knowledge and experience in the industry and corporate management and many of whom have served in our Company for many years and therefore are familiar with the business operation and financial positions of our Group. In addition, at the reasonable request of our Directors, our Company may, if necessary, engage external experts (including but not limited to engaging financial advisers for providing financial advice, engaging industry consultant for providing overview of industry and latest industry trend, engaging accountants for providing accounting advice and engaging legal advisers to provide legal analysis) to provide support and advice to our Directors so as to enable them to make informed decisions at our Board meetings based on their background and knowledge;
- (iv) our Directors are well aware of their fiduciary duties which, among other things, require he/she shall act for the benefit and in the best interest of our Company and not allow any conflict between his/her duties as a Director and his/her personal interests;
- (v) our Company has appointed five independent non-executive Directors. These independent non-executive Directors were appointed in accordance with the requirements of the Listing Rules to ensure that the decision of our Board shall be made only after due consideration of independent and impartial advice. Our Directors believe that our independent non-executive Directors have sufficient knowledge, experience and capability to provide an independent opinion in the decision-making process of our Board to protect the interest of our Company and our Shareholders as a whole; and
- (vi) we have adopted a series of corporate governance measures to manage the potential conflicts of interests between our Group and our Controlling Shareholders (if any), to ensure our management independence. For further details, please refer to the paragraph headed “Corporate Governance Measures” in this section.

RELATIONSHIP WITH OUR CONTROLLING SHAREHOLDERS

On the basis of the above, our Directors are of the view that our Board and senior management team are capable of managing our business independently from our Controlling Shareholders and their close associates.

Operational Independence

Currently, we engage in our business independently with the independent right to make operational decisions and implement such decisions. We have our own access to customers and suppliers and are not dependent on our Controlling Shareholders with respect to supplies for our business operations.

We have our own organizational structure with independent departments, each with specific terms of reference. We have also maintained a set of comprehensive internal control procedures to facilitate the effective operation of our business. Our Company has also adopted a set of corporate governance manuals, including rules of procedures for Shareholders' general meeting, rules of procedures for our Board meeting, working system of independent Directors and the rules for connected transactions in accordance with relevant laws, rules and regulations.

In addition, we have obtained all relevant approval and licenses to conduct our business and also possess all relevant intellectual property and R&D facilities necessary for our business. We also own the necessary production and operating facilities relating to our business and have sufficient capital and employees to operate our business independently from our Controlling Shareholders.

Our Company has leased a state-of-the-art drug discovery and non-clinical research laboratory in Dongguan, the PRC, from Shenzhen HEC Industrial Group which adheres to the international standards, occupying a floor area of over 5,000 square metres, to support our in-house development of innovative drugs.

The salient terms of the lease agreements between our Company and Shenzhen HEC Industrial Group with respect to the state-of-the-art drug discovery and non-clinical research laboratory are as follows:

- Parties:** (1) our Company (as lessee); and
- (2) Shenzhen HEC Formed Foil Co., Ltd.* (深圳市東陽光化成箔股份有限公司) (as lessor)
- Expiry date:** December 31, 2028
- Right of first refusal:** Upon the expiry of the lease, our Company has the right to extend the lease on the same terms as offered to any other third party by Shenzhen HEC Formed Foil Co., Ltd.
- Payment terms:** our Company as the lessee shall pay rent of RMB807,516 per month, payable on a bi-annual basis to Shenzhen HEC Formed Foil Co., Ltd as the lessee

RELATIONSHIP WITH OUR CONTROLLING SHAREHOLDERS

The rental charged by Shenzhen HEC Industrial Group from our Company is determined after arm's length negotiations by reference to the rent for the same type of property in the vicinity of the state-of-the-art drug discovery and non-clinical research laboratory.

For each of the years during the Track Record Period, our largest supplier is our connected person, namely Shenzhen HEC Industrial, which is one of our Controlling Shareholders. For details, please refer to the section headed "Business — Procurement of raw materials" in this Listing Document.

Notwithstanding the fact that our Group will continue to enter into certain continuing connected transactions with Shenzhen HEC Industrial Group (please refer to the section headed "Connected Transactions" in this Listing Document for details), our Directors are of the view that our Group is still capable of carrying out its business independently from our Controlling Shareholders upon completion of the Listing for the following reasons:

- (i) while our Group is capable of producing APIs and intermediates, our Group still procures certain APIs and intermediates from Shenzhen HEC Industrial Group mainly because our Group is not the holder of the production approvals of the APIs and intermediates so procured from Shenzhen HEC Industrial Group and hence is unable to self-produce such APIs and intermediates. During the Track Record Period, the APIs and intermediates procured from Shenzhen HEC Industrial Group by our Group are used for the production of certain drugs, including our major product Clarithromycin. For each of the three years ended December 31, 2024, our Company purchased APIs from Shenzhen HEC Industrial Group at an amount of RMB96.3 million, RMB93.2 million and RMB130.4 million, respectively, accounting for 6.1%, 4.8% and 6.2% of the total purchase amount of our Group for respective periods. Given that the production and sales of pharmaceutical products of our Group will continue to grow in the future, which requires a large number of procurement of APIs from external parties, the procurement of APIs by our Group from external parties is expected to increase, and our Directors expect that the procurement of APIs by our Group from Shenzhen HEC Industrial Group will continue to constitute only a small portion of our total purchase amount. In addition, save for Clarithromycin, which constitutes 1.4%, 0.7% and 1.1% of our total revenue for the three years ended December 31, 2024, respectively, the APIs and intermediates procured from Shenzhen HEC Industrial Group were not used in the production of our major products. Furthermore, we have established collaborative relationships with independent third party suppliers for supplying us with relevant APIs;

RELATIONSHIP WITH OUR CONTROLLING SHAREHOLDERS

- (ii) for each of the three years ended December 31, 2024, our Company purchased packaging materials from Shenzhen HEC Industrial Group at an amount of RMB29.8 million, RMB44.1 million and RMB37.1 million, respectively, accounting for 1.9%, 2.3% and 1.8% of the total purchase amount of our Group for respective periods. There are sufficient alternative sources of packaging materials supplies in the market and we have established collaborative relationship with independent third party suppliers for supplying us with relevant packaging boxes and instructions;
- (iii) for other products and services supplied to our Group by Shenzhen HEC Industrial Group, there are sufficient alternative sources accessible in the market. Our Group enters into the relevant connected transactions with Shenzhen HEC Industrial Group as Shenzhen HEC Industrial Group has good understanding of the needs of our Group through the mutual trust established between both parties during past cooperation, and the business cooperation arrangement is in the commercial interest of our Group; and
- (iv) all connected transactions entered into between our Group and Shenzhen HEC Industrial Group are on normal commercial terms that are fair and reasonable and are no less favorable than terms available from Independent Third Parties.

Financial Independence

We have established our own finance department with a team of independent financial staff who are responsible to perform accounting, reporting, crediting and internal control functions of our Group independently. In addition, we have a sound and independent financial mechanism in place to make financial decision independently based on our own business needs. Our Company opens accounts with banks independently and does not share any bank account with our Controlling Shareholders.

During the Track Record Period, our Controlling Shareholders provided guarantees for our loans from different commercial banks and financial institutions. As of April 30, 2025, our outstanding borrowings guaranteed by our Controlling Shareholders in aggregate amounted to RMB4,440.5 million. For further details of our Controlling Shareholders' guarantees, please refer to the section headed "Connected Transactions – Fully Exempted Continuing Connected Transaction" of this Listing Document.

After our communication and negotiation with several banks, the relevant banks agreed to replace the guarantees provided by our Controlling Shareholders with our Company's guarantees upon the Listing Date and release the original guarantee obligations of our Controlling Shareholders for certain bank loans, the amount of which was RMB199 million as of April 30, 2025. Nevertheless, we are of the view that the early release of all guarantees provided by our Controlling Shareholders or refinancing such guarantees prior to the Listing is not in the best commercial interests of our Group and our Shareholders as a whole, as the release of the guarantees provided by our Controlling Shareholders or replacement of all the

RELATIONSHIP WITH OUR CONTROLLING SHAREHOLDERS

guarantees provided by our Controlling Shareholders with our Company's guarantees requires approval from multiple decision-making bodies within the relevant banks, the process of which is both cumbersome and time-consuming. As such, if our Group was to go through the formalities for the release or refinancing of all such guarantees, unnecessary additional costs, expenses and time would be incurred. In light of the above, and considering the insignificant impact of the guarantees provided by our Controlling Shareholders on our Group's overall financing capabilities and independence as demonstrated below, our Company has no intention to release all guarantees provided by our Controlling Shareholders prior to the Listing.

Our Directors believe that our Group is capable of operating financially independently from our Controlling Shareholders and their close associates for the following reasons:

- (i) as of April 30, 2025, without any guarantee from our Controlling Shareholders or their close associates, independent commercial banks have made a legally binding, unconditional and irrevocable commitment to provide us with credit facilities in the total amount of RMB5,299.0 million, which is sufficient to cover the total outstanding borrowings guaranteed by our Controlling Shareholders. There are no restrictions on the use of such proceeds provided by these independent commercial banks;
- (ii) we have been able to, and expect to be able to continue to, obtain debt financing from independent commercial banks and financial institutions without any financial assistance from our Controlling Shareholders or their close associates. During the Track Record Period, in addition to the loans guaranteed by our Controlling Shareholders, we could also obtain bank loans from independent commercial banks;
- (iii) as the bank borrowings obtained by us which were guaranteed by our Controlling Shareholders were on normal commercial terms without more favorable interest rate terms as compared with other borrowings obtained from commercial banks without the guarantee of our Controlling Shareholders, and the guarantees provided by our Controlling Shareholders were normal commercial credit enhancement measures, we do not overly rely on our Controlling Shareholders; and
- (iv) we are in a solid financial position. As of April 30, 2025, our cash and cash equivalents amounted to RMB1,302.1 million (excluding pledged amount (if any)), and such cash and cash equivalents can also be available to repay the outstanding borrowings guaranteed by our Controlling Shareholders if needed.

Our Directors confirm that, after the Listing, we expect that we will continue to be capable of operating our business with our operating income obtained from independent external sources without relying on our Controlling Shareholders

RELATIONSHIP WITH OUR CONTROLLING SHAREHOLDERS

CORPORATE GOVERNANCE MEASURES

Our Directors recognize the importance of good corporate governance in protecting our Shareholders' interests. We have put in place sufficient and effective corporate governance measures to manage the conflicts of interest and potential competition from our Controlling Shareholders and safeguard the interest of our Shareholders, including:

- (i) the decision-making mechanism of our Board of Directors in the Articles has included provisions to avoid conflicts of interest by requiring, among other things, that in the event of a conflict of interest, such as the consideration of a resolution in respect of a transaction or arrangement in which any Director or any of his/her close associates is materially interested, such Director interested in the transaction shall abstain from voting and shall not be counted in the quorum of the meeting;
- (ii) our independent non-executive Directors will review, at least on an annual basis, whether there is any conflict of interest between our Group and our Controlling Shareholders and provide impartial and professional advice to protect the interests of our minority Shareholders;
- (iii) our independent non-executive Directors will review, on an annual basis, the compliance with the Non-Competition Agreement by our Controlling Shareholders;
- (iv) each of our Controlling Shareholders undertakes to provide all information required by our Company which is necessary for the annual review by our independent non-executive Directors. Our independent non-executive Directors may engage professional advisors at our Company's cost for advice on matters relating to the Non-Competition Agreement;
- (v) our independent non-executive Directors will report their findings on the compliance by our Controlling Shareholders of the Non-Competition Agreement in our annual report;
- (vi) our independent non-executive Directors may engage financial advisors or professional experts at our Company's cost for advice on as to whether exercise the pre-emptive rights under the Non-Competition Agreement;
- (vii) our Company will disclose decisions on matters (if any) reviewed by our independent non-executive Directors (including our independent non-executive Directors' views and decisions (with basis) for accepting or declining any New Business Opportunities) and will confirm whether the undertakings in the Non-Competition Agreement have been performed in the annual reports of our Company or in the announcement under the Listing Rules;

RELATIONSHIP WITH OUR CONTROLLING SHAREHOLDERS

- (viii) where a Shareholders' general meeting is to be held for considering proposed transactions in which our Controlling Shareholders or any of their close associates has a material interest, our Controlling Shareholders shall abstain from voting on the resolutions and shall not be counted in the quorum in the voting;
- (ix) our Company has an internal control mechanism in place to identify connected transactions. After the Listing, our Company will comply with the requirements in connection with connected transactions under the Listing Rules;
- (x) we have appointed China Sunrise Capital Limited as our compliance advisor to provide us with advice and guidance in respect of compliance with the applicable laws and regulations, as well as the Listing Rules, including various requirements relating to corporate governance; and
- (xi) we will establish the audit committee, remuneration and appraisal committee, and nomination committee prior to the Listing with written terms of reference in compliance with the Listing Rules and the Corporate Governance Code.

Our Directors consider that the above corporate governance measures are sufficient to manage any potential conflict of interests between our Controlling Shareholders and their respective close associates and our Group and to protect the interests of our Shareholders, in particular, our minority Shareholders.

UNDERTAKINGS BY OUR CONTROLLING SHAREHOLDERS TO THE STOCK EXCHANGE PURSUANT TO THE LISTING RULES

Pursuant to Rule 10.07(1)(a) and (b) of the Listing Rules, each of our Controlling Shareholders has undertaken to the Stock Exchange and our Company that, it will not and shall procure that none of its respective close associates or the relevant registered holder(s) will, without the prior written consent of the Stock Exchange or unless otherwise permitted under the Listing Rules:

- (a) at any time in the period commencing on the date by reference (the “**Reference Date**”) to which disclosure of its shareholdings in our Company is made in this Listing Document and ending on the date which is six months from the Listing Date (the “**First Six Months**”), dispose of, nor enter into any agreement to dispose of or otherwise create any options, rights, interests or encumbrances in respect of, any of the Shares in respect of which it is shown by this Listing Document to be the beneficial owner; and
- (b) at any time in the period of six months commencing on the date on which the First Six Months expires, dispose of, nor enter into any agreement to dispose of or otherwise create any options, rights, interests or encumbrances in respect of, any of the securities referred to in Rule 10.07(1)(a) of the Listing Rules, if immediately following such disposal or upon the exercise or enforcement of such options, rights,

RELATIONSHIP WITH OUR CONTROLLING SHAREHOLDERS

interests or encumbrances, it would cease to be a controlling shareholder of our Company, provided that the above shall not prevent each of our Controlling Shareholders using securities of our Company beneficially owned by each of them as security (including a charge or a pledge) in favor of an authorised institution (as defined in the Banking Ordinance, Chapter 155 of the Laws of Hong Kong, the “**Banking Ordinance**”) for a bona fide commercial loan.

Pursuant to Note 3 to Rule 10.07(2) of the Listing Rules, each of our Controlling Shareholders has also undertaken to the Stock Exchange and our Company that, within the period commencing on the Reference Date and ending on the date which is 12 months from the Listing Date, it shall:

- (i) when it pledges or charges any Shares beneficially owned by it in favor of an authorized institution (as defined in the Banking Ordinance) pursuant to Note 2 to Rule 10.07(2) of the Listing Rules, immediately inform our Company and the Stock Exchange of such pledge or charge together with the number of Shares so pledged or charged; and
- (ii). when it receives indications, either verbal or written, from the pledgee or chargee of any of the pledged or Shares will be disposed of, immediately inform our Company and the Stock Exchange of such indications.

Our Company will inform the Stock Exchange as soon as it has been informed of the matters referred to in paragraphs (i) and (ii) above by our Controlling Shareholders and subject to the applicable requirements of the Listing Rules disclose such matters by way of an announcement.

SUBSTANTIAL SHAREHOLDERS

So far as our Directors are aware, immediately following the completion of the Introduction and the Privatization, the following persons will have interests and/or short positions in our Shares or our underlying Shares which would fall to be disclosed to us under the provisions of Divisions 2 and 3 of Part XV of the SFO, or will be, directly or indirectly, interested in 10% or more of the nominal value of any class of our share capital carrying rights to vote in all circumstances at general meetings of our Company:

Name of Shareholder	Nature of interest	Class of Shares	Approximate percentage of shareholding in the total share capital of our Company as of the Latest Practicable Date	Number of Shares directly or indirectly held	Approximate percentage of shareholding in the relevant class of Shares immediately following the completion of the Introduction and the Privatization	Approximate percentage of shareholding in the total share capital of our Company immediately following the completion of the Introduction and the Privatization
Yichang HEC Research ⁽⁶⁾ . . .	Beneficial owner	Domestic Shares	27.21%	126,238,500	27.21%	21.89%
Dongguan HEC Research ⁽⁶⁾ . . .	Interest of controlled corporation ⁽¹⁾	Domestic Shares	27.21%	126,238,500	27.21%	21.89%
Linzhi HEC Pharmaceutical Research ⁽⁶⁾ . . .	Interest of controlled corporation ⁽¹⁾	Domestic Shares	27.21%	126,238,500	27.21%	21.89%
Shenzhen HEC Pharmaceutical ⁽⁶⁾ . . .	Interest of controlled corporation ⁽¹⁾	Domestic Shares	27.21%	126,238,500	27.21%	21.89%
Guangdong HEC Technology ⁽⁶⁾ . . .	Beneficial owner	Domestic Shares	10.99%	50,989,649	10.99%	8.84%
Shenzhen HEC Industrial ⁽⁶⁾ . . .	Beneficial owner ⁽²⁾	H Shares	–	5,750,792	5.10%	1.00%
	Interest of controlled corporation ⁽¹⁾⁽³⁾	Domestic Shares	38.20%	177,228,149	38.20%	30.73%
	Interest of controlled corporation ⁽³⁾	H Shares	–	5,750,792	5.10%	1.00%
	Beneficial owner	Domestic Shares	15.68%	72,733,752	15.68%	12.61%
Ruyuan Yuneng Electric ⁽⁶⁾	Interest of controlled corporation ⁽⁴⁾	Domestic Shares	53.88%	249,961,901	53.88%	43.35%

SUBSTANTIAL SHAREHOLDERS

Name of Shareholder	Nature of interest	Class of Shares	Approximate percentage of shareholding in the total share capital of our Company as of the Latest Practicable Date	Number of Shares directly or indirectly held	Approximate percentage of shareholding in the relevant class of Shares immediately following the completion of the Introduction and the Privatization	Approximate percentage of shareholding in the total share capital of our Company immediately following the completion of the Introduction and the Privatization
	Interest of controlled corporation ⁽⁴⁾	H Shares	–	5,750,792	5.10%	1.00%
Shaoguan Xinyuneng Industrial ⁽⁶⁾	Interest of controlled corporation ⁽⁴⁾	Domestic Shares	53.88%	249,961,901	53.88%	43.35%
	Interest of controlled corporation ⁽⁴⁾	H Shares	–	5,750,792	5.10%	1.00%
Ruyuan Xinjing Technology ⁽⁶⁾	Interest of controlled corporation ⁽⁴⁾	Domestic Shares	53.88%	249,961,901	53.88%	43.35%
	Interest of controlled corporation ⁽⁴⁾	H Shares	–	5,750,792	5.10%	1.00%
Ms. Guo ⁽⁶⁾	Interest of controlled corporation ⁽⁴⁾	Domestic Shares	53.88%	249,961,901	53.88%	43.35%
	Interest of controlled corporation ⁽⁴⁾	H Shares	–	5,750,792	5.10%	1.00%
Yidu Shuaixinwei ⁽⁶⁾	Beneficial owner	Domestic Shares	6.60%	30,607,250	6.60%	5.31%
Yidu Junjiafang ⁽⁶⁾	Beneficial owner	Domestic Shares	1.65%	7,651,813	1.65%	1.33%
Mr. Zhang ⁽⁶⁾	Interest of controlled corporation ⁽⁴⁾⁽⁵⁾	Domestic Shares	62.12%	288,220,964	62.12%	49.98%
	Interest of controlled corporation ⁽⁴⁾	H Shares	–	5,750,792	5.10%	1.00%

SUBSTANTIAL SHAREHOLDERS

Notes:

- (1) As of the Latest Practicable Date, Yichang HEC Research is owned as to 86.74% by Dongguan HEC Research, which is in turn owned as to 73.64% by Linzhi HEC Pharmaceutical Research, 2.11% by Shenzhen HEC Industrial and 6.93% by Ruyuan HEC Industrial, a non wholly-owned subsidiary of Shenzhen HEC Industrial. Linzhi HEC Pharmaceutical Research is owned as to 82.72% by Shenzhen HEC Pharmaceutical, which is in turn wholly-owned by Shenzhen HEC Industrial, 9.19% by Yidu HEC Industrial and 2.98% by Yichang HEC Medicine, each a non wholly-owned subsidiary of Shenzhen HEC Industrial, and 5.11% by Ruyuan Yuneng Electric. Therefore, each of Dongguan HEC Research, Linzhi HEC Pharmaceutical Research, Shenzhen HEC Pharmaceutical and Shenzhen HEC Industrial is deemed to be interested in all Shares held by Yichang HEC Research for the purpose of the SFO.
- (2) Upon completion of the Introduction and the Privatization, Guangdong HEC Technology will hold 5,750,792 H Shares.
- (3) As of the Latest Practicable Date, Shenzhen HEC Industrial, with its parties acting in concert, directly and indirectly controls an aggregate of 52.69% interest in Guangdong HEC Technology. Therefore, Shenzhen HEC Industrial is deemed to be interested in all Shares held by Guangdong HEC Technology for the purpose of the SFO.
- (4) As of the Latest Practicable Date, Shenzhen HEC Industrial is owned as to 42.34% by Ruyuan Yuneng Electric, 27.01% by Shaoguan Xinyuneng Industrial, and 30.66% by Ruyuan Xinjing Technology. Shaoguan Xinyuneng Industrial is owned as to 58% and 42% by Ruyuan Yuneng Electric and Ruyuan Xinjing Technology, respectively. Ruyuan Yuneng Electric is in turn owned as to 71.75% by Ms. Guo (the mother of Mr. Zhang), 27.45% by Mr. Zhang, and 0.5% by Ruyuan Shuaicai Investment, a limited partnership established under the laws of the PRC with Mr. Zhang being its general partner and holding 90% interest therein. Ruyuan Xinjing Technology is in turn owned as to 74.63% by Ms. Guo and 0.37% by Mr. Zhang. Therefore, each of Ruyuan Yuneng Electric, Shaoguan Xinyuneng Industrial, Ruyuan Xinjing Technology, Ms. Guo and Mr. Zhang is deemed to be interested in all Shares which Shenzhen HEC Industrial is interested in for the purpose of the SFO.
- (5) Mr. Zhang is the general partner of each of Yidu Shuaixinwei and Yidu Junjiafang. Therefore, Mr. Zhang is deemed to be interested in all Shares held by Yidu Shuaixinwei and Yidu Junjiafang for the purpose of the SFO.
- (6) Mr. Zhang, Ms. Guo, Guangdong HEC Technology, Yichang HEC Research, Dongguan HEC Research, Linzhi HEC Pharmaceutical Research, Ruyuan HEC Industrial, Yidu HEC Industrial, Yichang HEC Medicine, Shenzhen HEC Pharmaceutical, Shenzhen HEC Industrial, Dongguan HEC Industrial, Zhejiang HEC Health, Ruyuan Yuneng Electric, Ruyuan Shuaicai Investment, Shaoguan Xinyuneng Industrial, Ruyuan Xinjing Technology, Yidu Junjiafang and Yidu Shuaixinwei are a group of our Controlling Shareholders, which as of the Latest Practicable Date and immediately before the Introduction and the Privatization, directly or indirectly control 62.12% of the voting rights of our Company. Immediately after the Introduction and the Privatization, they will directly or indirectly control 50.98% of the voting rights of our Company.

Save as disclosed herein, our Directors are not aware of any other persons who will, immediately following completion of the Introduction and the Privatization, have interests and/or short positions in our Shares or our underlying Shares which would fall to be disclosed to us under the provisions of Divisions 2 and 3 of Part XV of the SFO, or will be, directly or indirectly, interested in 10% or more of the nominal value of any class of our share capital carrying rights to vote in all circumstances at general meetings of our Company. Our Company is not aware of any arrangement which may result in any change of control in our Company at any subsequent date.

SHARE CAPITAL

SHARE CAPITAL

This section presents certain information regarding the share capital of our Company following the completion of the Introduction and the Privatization.

Immediately before the Introduction

As of the Latest Practicable Date, the registered share capital of our Company was RMB463,943,215 divided into 463,943,215 Domestic Shares with a nominal value of RMB1.00 each.

Immediately after the Introduction and the Privatization

Immediately after the completion of the Introduction and the Privatization, the share capital of our Company will be as follows:

Description of Shares	Number of Shares	Approximate percentage of registered share capital
Domestic Shares in issue	463,943,215	80.45%
H Shares to be issued under the Introduction	112,712,832	19.55%

OUR SHARES

Upon the completion of the Introduction and the Privatization, our Shares will consist of Domestic Shares and H Shares. Domestic Shares and H Shares are all ordinary Shares in the share capital of our Company, and are considered as one class of Shares.

Apart from certain qualified domestic institutional investors in the PRC, the qualified PRC investors under the Shanghai-Hong Kong Stock Connect and the Shenzhen-Hong Kong Stock Connect and other persons who are entitled to hold our H Shares pursuant to relevant PRC laws and regulations or upon approvals of any competent authorities, H Shares generally cannot be subscribed for by or traded between legal or natural PRC persons.

Domestic Shares and H Shares will rank *pari passu* with each other in all other respects and, in particular, will rank equally for all dividends or distributions declared, paid or made after the date of this Listing Document. All dividends for H Shares will be denominated and declared in Renminbi, and paid in Hong Kong dollars, whereas all dividends for Domestic Shares will be paid in Renminbi. Other than cash, dividends could also be paid in the form of Shares.

SHARE CAPITAL

CONVERSION OF OUR DOMESTIC SHARES INTO H SHARES

According to the stipulations by the State Council's securities regulatory authority and the Articles, our unlisted Domestic Shares may be converted into H Shares, and such converted Shares may be listed or traded on an overseas stock exchange, provided that prior to the conversion and trading of such converted Shares, any requisite internal approval processes shall have been duly completed and the approval from or filing with the relevant PRC regulatory authorities, including the CSRC, shall have been obtained. In addition, such conversion, trading and listing shall in all respects comply with the regulations prescribed by the State Council's securities regulatory authority and the regulations, requirements and procedures prescribed by the relevant overseas stock exchange.

If any of the Domestic Shares are to be converted, listed and traded as H Shares on the Stock Exchange, the filings with the relevant PRC regulatory authorities, including the CSRC, and the approval of the Stock Exchange are necessary for such conversion. Based on the methodology and procedures for the conversion of our unlisted Shares into H Shares as described in this section, we can apply for the listing of all or any portion of our unlisted Shares on the Stock Exchange as H Shares in advance of any proposed conversion to ensure that the conversion process can be completed promptly upon notice to the Stock Exchange and delivery of Shares for entry on the H Share register. As any listing of additional Shares after our Listing on the Stock Exchange is ordinarily considered by the Stock Exchange to be a purely administrative matter, it does not require such prior application for listing at the time of our Listing in Hong Kong.

No class Shareholder voting is required for the conversion of such Shares or the listing and trading of such converted Shares on an overseas stock exchange. Any application for listing of the converted Shares on the Stock Exchange after our initial listing is subject to prior notification by way of announcement to inform Shareholders and the public of any proposed conversion.

MECHANISM AND PROCEDURE FOR CONVERSION

After all the requisite filings have been completed and approvals have been obtained, the relevant Domestic Shares will be withdrawn from the Domestic Share register, and our Company will re-register such Shares on the H Share register maintained in Hong Kong and instruct the H Share Registrar to issue H Share certificates. Registration on the H Share register of our Company will be on the conditions that (i) the H Share Registrar lodges with the Stock Exchange a letter confirming the entry of the relevant H Shares on the H Share register and the due dispatch of H Share certificates; and (ii) the admission of the H Shares to be traded on the Stock Exchange complies with the Listing Rules and the General Rules of HKSCC and the HKSCC Operational Procedures in force from time to time. Until the converted Shares are re-registered on our H Share register, such Shares would not be listed as H Shares.

SHARE CAPITAL

TRANSFER OF SHARES ISSUED PRIOR TO LISTING DATE

The PRC Company Law provides that in relation to the public offering of a company, the shares issued prior to the public offering shall not be transferred within a period of one year from the date on which the publicly offered shares are listed on any stock exchange. Accordingly, Shares issued by our Company prior to the Listing Date shall be subject to this statutory restriction and not be transferred within a period of one year from the Listing Date.

Our Directors, Supervisors and senior management shall declare their shareholdings in our Company and any changes in their shareholdings. Shares transferred by our Directors, Supervisors and senior management each year during their term of office shall not exceed 25% of their total respective shareholdings in our Company unless otherwise permitted by applicable laws and regulations. The Shares that the aforementioned persons held in our Company cannot be transferred within one year from the date on which the Shares are listed and traded on a stock exchange, nor within half a year after they leave their positions in our Company.

REGISTRATION OF SHARES NOT LISTED ON THE OVERSEAS STOCK EXCHANGE

According to the Guidelines for the “Full Circulation” Program for Domestic Unlisted Shares of H-Share Listed Companies (《H股公司境內未上市股份申請“全流通”業務指引》) announced by the CSRC, the domestic Shareholders of the Domestic Shares shall handle share transfer registration business in accordance with the relevant business rules of the China Securities Depository and Clearing Corporation Limited. Further, H-share companies should submit the relevant status reports to the CSRC within 15 days after the transfer registration with the China Securities Depository and Clearing Corporation Limited of the Domestic Shares involved in the application is completed.

SHAREHOLDERS’ GENERAL MEETING

For details of circumstances under which our Shareholders’ general meeting is required, see “Appendix V — Summary of the Articles of Association”.

FINANCIAL INFORMATION

The following discussion and analysis of our financial condition and results of operations should be read in conjunction with our consolidated financial statements as of and for each of the years ended December 31, 2022, 2023 and 2024 and the accompanying notes, included in the Accountants' Report as set out in Appendix I to this Listing Document. Our financial information has been prepared in accordance with IFRS.

The following discussion and analysis contain forward-looking statements that reflect our current views with respect to future events and financial performance that involve risks and uncertainties. These statements are based on assumptions and analysis made by us in light of our experience and perception of historical events, current conditions and expected future developments, as well as other factors we believe are appropriate under the circumstances. In evaluating our business, you should carefully consider the information provided in the section headed "Risk Factors" in this Listing Document.

OVERVIEW

Founded in 2003, we are a pharmaceutical company with vertically integrated capabilities in research and development, production and commercialization of pharmaceuticals. We primarily focus on the three key therapeutic areas of infectious diseases, chronic diseases and oncology, which we believe have the greatest market potential and yet a significant degree of unmet clinical needs. As of December 31, 2024, we had established an extensive distribution network comprising 610 third-party distributors, covering all provinces of China as well as certain overseas markets. We have been selected as one of the TOP 20 companies in the "China Drug Research and Development Strength Ranking" (中國藥品研發實力排行榜) released by Yaozhi.com (藥智網) for seven consecutive years since 2017 and most recently in 2023 were successfully selected as one of the "Top 100 Competitive Enterprises in Chinese Pharmaceutical Industry" (全國醫藥工業競爭力百強榜) and ranked among the tier-one group of the "Top 100 Chinese Pharmaceutical Innovators" (中國醫藥創新企業100強) issued by Healthcare Executive Magazine (E藥經理人).

During the Track Record Period, most of our revenue was generated from our sales of Kewei (oseltamivir phosphate). We report our revenue by our major product lines, which include anti-infective drugs, chronic disease treatment drugs and others. Our revenue increased by 67.4% from RMB3,813.6 million in 2022 to RMB6,385.6 million in 2023. Our revenue then decreased by 37.1% to RMB4,018.9 million in 2024. Our loss for the year improved by 171.6% from RMB1,415.9 million in 2022 to a position of profit for the year of RMB1,013.9 million in 2023. Our profit for the year decreased by 97.6% to RMB24.8 million in 2024. Our adjusted net loss (non-IFRS measure) improved by 419.8% from RMB383.6 million in 2022 to a position of adjusted net profit (non-IFRS measure) of RMB1,227.0 million in 2023. Our adjusted net profit (non-IFRS measure) declined by 74.9% to RMB308.5 million in 2024.

FINANCIAL INFORMATION

BASIS OF PRESENTATION

The historical financial information has been prepared in accordance with all applicable IFRS as issued by the International Accounting Standards Board (“IASB”). The IASB has issued a number of new and revised IFRS. For the purpose of preparing the historical financial information, we have adopted all applicable new and revised IFRS to the Relevant Periods, except for any new standards or interpretations that are not yet effective before the accounting period beginning on January 1, 2024. The revised and new accounting standards and interpretations issued but not yet effective for the accounting period beginning January 1, 2024 are set out in Note 35 in Appendix I to this Listing Document. The historical financial information also complies with the applicable disclosure provisions of the Rules Governing the Listing of Securities on The Stock Exchange of Hong Kong Limited.

CRITICAL ACCOUNTING POLICIES AND ESTIMATES

We have identified certain accounting policies that we believe are most significant to the preparation of our consolidated financial information. Our material accounting policies, which are important for you to understand our financial condition and results of operations, are set forth in detail in the Accountants’ Report in Appendix I to this Listing Document.

The preparation of financial statements in conformity with IFRS requires our management to make judgments, estimates and assumptions that affect the application of policies and reported amounts of assets, liabilities, income and expenses. The estimates and associated assumptions are based on historical experience and various other factors that are believed to be reasonable under the circumstances, the results of which form the basis of making the judgments about carrying values of assets and liabilities that are not readily apparent from other sources. Actual results may differ from these estimates. We review our estimates and underlying assumptions on an ongoing basis. Revisions to accounting estimates are recognized in the period in which the estimate is revised if the revision affects only that period or in the period of the revision and future periods if the revision affects both current and future periods.

Revenue and Other Income

We classify income as revenue when it arises from the sale of goods, the provision of services or the use by others of our assets under leases in the ordinary course of our business.

FINANCIAL INFORMATION

Further details of our revenue and other income recognition policies are as follows:

Revenue from Contracts with Customers

Revenue is recognized when control over a product or service is transferred to the customer, at the amount of promised consideration to which we are expected to be entitled, excluding those amounts collected on behalf of third parties such as value added tax or other sales taxes.

The aggregated amount of the transaction price allocated to the remaining performance obligations under our existing contract mainly related to our license transfer contract. The remaining performance obligations are expected to be recognized as revenue in the future performance period according to the corresponding drug research and development progress.

Sale of Goods

Revenue is recognized once the products delivered to the location designated by the distributor and accepted as the control of the goods are considered to have been transferred to the distributor. Payment terms and conditions vary by customers and are based on the billing schedule established in the contracts or purchase orders with customers, but we generally provide credit terms to customers within six months upon customer acceptance. We take advantage of the practical expedient in paragraph 63 of IFRS 15 and does not adjust the consideration for any effects of a significant financing component as the period of financing is 12 months or less.

We typically offer sales rebates to customers when their purchase amount or settlement amount during the period reaches certain agreed thresholds. Such rights of sales rebates give rise to variable consideration. We calculate variable consideration according to the rebate bases and the rebate ratios which are stipulated in the sales contracts. At the time of sale of goods, we recognize revenue after taking into account the adjustment to transaction price arising from the aforementioned sales rebates.

Revenue from Other Sources and Other Income

Interest Income

Interest income is recognized as it accrues using the effective interest method. For financial assets measured at amortized cost or FVOCI (recycling) that are not credit-impaired, the effective interest rate is applied to the gross carrying amount of the asset. For credit-impaired financial assets, the effective interest rate is applied to the amortized cost (i.e. gross carrying amount net of loss allowance) of the asset.

FINANCIAL INFORMATION

Government Grants

Government grants are recognized in the statements of financial position initially when there is reasonable assurance that they will be received and that we will comply with the conditions attaching to them. Grants that compensate us for expenses incurred are recognized as income in profit or loss on a systematic basis in the same periods in which the expenses are incurred. Grants that compensate us for the cost of an asset are recognized initially as deferred income and amortized to profit or loss on a straight-line basis over the useful life of the asset by way of recognized in other income.

Property, plant and equipment

The following items of property, plant and equipment are stated at cost less accumulated depreciation and impairment losses:

- Plant and buildings held for own use which are situated on leasehold land; and
- Other items of property, plant and equipment.

The cost of self-constructed items of property, plant and equipment includes the cost of materials, direct labor and the initial estimate, where relevant, of the costs of dismantling and removing the items and restoring the site on which they are located, and an appropriate proportion of production overheads and borrowing costs.

Construction in progress is transferred to respective items under property, plant and equipment when it is ready for its intended use. No depreciation is provided against construction in progress.

Items may be produced while bringing an item of property, plant and equipment to the location and condition necessary for it to be capable of operating in the manner intended by management. The proceeds from selling any such items and the related costs are recognized in profit or loss.

Gains or losses arising from the retirement or disposal of an item of property, plant and equipment are determined as the difference between the net disposal proceeds and the carrying amount of the item and are recognized in profit or loss on the date of retirement or disposal.

Depreciation is calculated to write-off the cost of items of property, plant and equipment, less their estimated residual value, if any, using the straight-line method over their estimated useful lives as follows:

- Plant and buildings situated on leasehold land are depreciated over the shorter of the unexpired term of lease and their estimated useful lives, being no more than 50 years after the date of completion

FINANCIAL INFORMATION

- Machinery 5 - 15 years
- Motor vehicles 5 - 10 years
- Office equipment and others 5 - 15 years

Where parts of an item of property, plant and equipment have different useful lives, the cost of the item is allocated on a reasonable basis between the parts and each part is depreciated separately. Both the useful life of an asset and its residual value, if any, are reviewed annually.

Intangible Assets (other than Goodwill) and Research and Development Expenses

Expenditure on research activities is recognized as an expense in the period in which it is incurred. Expenditure on development activities is capitalized if the product or process is technically and commercially feasible and if we have sufficient resources and the intention to complete development. The expenditure capitalized includes the costs of materials, direct labor, and an appropriate proportion of overheads. Other development expenditure is recognized as an expense in the period in which it is incurred.

Development cost under intangible assets is transferred to respective items under intangible assets when it is ready for its intended use. No amortization is provided against development cost.

Other intangible assets that are acquired by us are stated at cost less accumulated amortization (where the estimated useful life is finite) and impairment losses. Expenditure on internally generated goodwill and brands is recognized as an expense in the period in which it is incurred.

Amortization of intangible assets with finite useful lives is charged to profit or loss on a straight-line basis over the assets' estimated useful lives. The following intangible assets with finite useful lives are amortized from the date they are available for use and their estimated useful lives are as follows:

- Patents 10 - 13 years
- Generic drug intellectual property rights 10 years

Both the period and method of amortization are reviewed annually.

Intangible assets are not amortized while their useful lives are assessed to be indefinite. Any conclusion that the useful life of an intangible asset is indefinite is reviewed annually to determine whether events and circumstances continue to support the indefinite useful life assessment for that asset. If they do not, the change in the useful life assessment from indefinite to finite is accounted for prospectively from the date of change and in accordance with the policy for amortization of intangible assets with finite lives as set out above.

FINANCIAL INFORMATION

Lease Assets

At the inception of a contract, we assess whether the contract is, or contains, a lease. A contract is, or contains, a lease if the contract conveys the right to control the use of an identified asset for a period of time in exchange for consideration. Control is conveyed where the customer has both the right to direct the use of the identified asset and to obtain substantially all of the economic benefits from that use.

As a lessee

Where the contract contains lease component(s) and non-lease component(s), we have elected not to separate non-lease components and accounts for each lease component and any associated non-lease components as a single lease component for all leases.

At the lease commencement date, we recognize a right-of-use asset and a lease liability, except for short-term leases that have a lease term of 12 months or less and leases of low-value assets. When we enter into a lease in respect of a low-value asset, we decide whether to capitalize the lease on a lease-by-lease basis. The lease payments associated with those leases which are not capitalized are recognized as an expense on a systematic basis over the lease term.

Where the lease is capitalized, the lease liability is initially recognized at the present value of the lease payments payable over the lease term, discounted using the interest rate implicit in the lease or, if that rate cannot be readily determined, using a relevant incremental borrowing rate. After initial recognition, the lease liability is measured at amortized cost and interest expense is calculated using the effective interest method. Variable lease payments that do not depend on an index or rate are not included in the measurement of the lease liability and hence are charged to profit or loss in the accounting period in which they are incurred.

The right-of-use asset recognized when a lease is capitalized is initially measured at cost, which comprises the initial amount of the lease liability plus any lease payments made at or before the commencement date, and any initial direct costs incurred. Where applicable, the cost of the right-of-use assets also includes an estimate of costs to dismantle and remove the underlying asset or to restore the underlying asset or the site on which it is located, discounted to their present value, less any lease incentives received. The right-of-use asset is subsequently stated at cost less accumulated depreciation and impairment losses. The right-of-use asset is depreciated using the straight-line method from the commencement date to the earlier of the end of the useful life of the right-of-use asset or the end of the lease term.

The initial fair value of refundable rental deposits is accounted for separately from the right-of-use assets in accordance with the accounting policy applicable to investments in debt securities carried at amortized cost. Any difference between the initial fair value and the nominal value of the deposits is accounted for as additional lease payments made and is included in the cost of right-of-use assets.

FINANCIAL INFORMATION

The lease liability is remeasured when there is a change in future lease payments arising from a change in an index or rate, or there is a change in our estimate of the amount expected to be payable under a residual value guarantee, or there is a change arising from the reassessment of whether we will be reasonably certain to exercise a purchase, extension or termination option. When the lease liability is remeasured in this way, a corresponding adjustment is made to the carrying amount of the right-of-use asset, or is recorded in profit or loss if the carrying amount of the right-of-use asset has been reduced to zero.

The lease liability is also remeasured when there is a change in the scope of a lease or the consideration for a lease that is not originally provided for in the lease contract (“**lease modification**”) that is not accounted for as a separate lease. In this case the lease liability is remeasured based on the revised lease payments and lease term using a revised discount rate at the effective date of the modification. The only exceptions are rent concessions that occurred as a direct consequence of the COVID-19 pandemic and met the conditions set out in paragraph 46B of IFRS 16, *Leases*. In such cases, we have taken advantage of the practical expedient not to assess whether the rent concessions are lease modifications, and recognized the change in consideration as negative variable lease payments in profit or loss in the period in which the event or condition that triggers the rent concessions occurred.

In the consolidated statement of financial position, the current portion of long-term lease liabilities is determined as the present value of contractual payments that are due to be settled within twelve months after the reporting period.

For sale and leaseback transactions, we consider whether the initial transfer of the underlying asset to the buyer-lessor is a sale. We apply IFRS 15 to determine whether a sale has taken place.

When the transfer to buyer-lessor is a sale, we derecognize the underlying asset and applies the lessee accounting model to the leaseback — we measure the right-of-use asset at the retained portion of the previous carrying amount (i.e. at cost), and recognize only the amount of any gain or loss related to the rights transferred to the lessor.

When the transfer to buyer-lessor is not a sale, we continue to recognize the underlying asset, and recognize a financial liability for any amount received from the buyer-lessor.

Critical Accounting Estimates and Judgments

The key sources of estimation uncertainty and critical accounting judgments in applying our accounting policies are described below.

Impairments

In considering the impairment losses that may be required for certain property, plant and equipment, intangible assets, goodwill, interests in leasehold land held for own use and prepayment, the recoverable amount of these assets needs to be determined. The recoverable

FINANCIAL INFORMATION

amount is the greater of the fair value less costs of disposal and the value in use. It is difficult to precisely estimate the fair value less costs of disposal because quoted market prices for these assets may not be readily available. In determining the value in use, expected cash flows generated by the asset are discounted to their present value, which requires significant judgment relating to items such as level of revenue and amount of operating costs. We use all readily available information in determining an amount that is reasonable approximation of the recoverable amount, including estimates based on reasonable and supportable assumptions and projections of items such as revenue and operating costs.

We estimate the loss allowances for trade receivables by assessing the ECLs. This requires the use of estimates and judgments. ECLs are based on our historical credit loss experience, adjusted for factors that are specific to the debtors, and an assessment of both the current and forecast general economic conditions at the end of reporting period. Where the estimation is different from the original estimate, such difference will affect the carrying amounts of trade receivables and thus the impairment loss in the period in which such estimate is changed. We keep assessing the expected credit loss of trade receivables during their expected lives.

We follow the guidance of IAS 36 to determine when impairment indicators exist for its property, plant and equipment, right-of-use assets, intangible assets and goodwill. Except for certain intangible assets and goodwill, it was determined that no impairment indicators existed as of December 31, 2022, 2023 and 2024.

Development Costs

Development costs are capitalized in accordance with the accounting policy for research and development (“**R&D**”) costs in Note 2(h) to the Accountants’ Report set out in Appendix I to this Listing Document. Critical judgment by our management is applied when deciding whether the recognition requirements for development costs have been met. This is necessary as the economic success of any product development is uncertain and may be subject to future technical problems at the time of recognition. Judgments are based on the best information available at the end of the reporting period. In addition, all internal activities related to the R&D of new products are continuously monitored by our management.

Capitalized development costs represent internal development costs capitalized by pharmaceutical products as follows:

	As of December 31,		
	2022	2023	2024
	RMB’000	RMB’000	RMB’000
Olorigliflozin	113,446	149,165	209,218
Larotinib	83,016	113,379	125,521
Insulin Degludec	49,917	80,150	91,625
Antaitavir	55,334	69,914	76,754

FINANCIAL INFORMATION

	As of December 31,		
	2022	2023	2024
	RMB'000	RMB'000	RMB'000
Liraglutide	38,742	45,023	45,669
Clifutinib	–	44,325	93,157
Emitasvir phosphate follow-up compounds	40,315	40,315	40,315
Insulin Degludec/Insulin Aspart	–	13,250	43,603
Combination therapy with Emitasvir Phosphate and Furaprevir	151,913	–	–
Insulin	94,344	–	–
	<u>627,027</u>	<u>555,521</u>	<u>725,862</u>

Impairment Test for Capitalized Development Costs (other than Emitasvir and Furaprevir Combination Therapy Asset Group)

We have determined CGUs at each product level. The estimated revenue of each drug is based on management's expectations of timing of commercialization. The costs and operating expenses are estimated as a percentage over the revenue forecast period based on the current margin levels of comparable companies with adjustments made to reflect the expected future price changes. The discount rates used are pre-tax and reflect the general business and market risk of our Group. The discount rates are derived from capital asset pricing model by taking applicable market data into account, such as risk free rate, market premium, beta, company specific risk and size premium, etc.

Cash flow projections were based on financial budgets approved by our management covering 11 to 22 years which consist of development periods up to 2 years, commercialized periods, including growth and mature periods, and declining periods, reflecting the periods when the drugs reach the patent protection period of 20 years. The cash flow projection periods cover the entire patent protection periods, taking into account the expected timing of commercialization, market size and penetration of related products.

The key assumptions used for value-in-use amount calculations as of December 31, 2022, 2023 and 2024 are as follows:

	As of December 31,		
	2022	2023	2024
	RMB'000	RMB'000	RMB'000
Olorigliflozin			
Discount rate	20.81%	23.67%	22.55%
Revenue growth rate	-43.00% to	-45.00% to	-45.00% to
	208.00%	185.00%	174.00%
Recoverable amount of CGU	779,000	862,000	1,045,000
Larotinib			
Discount rate	14.29%	12.92%	12.77%
Revenue growth rate	-30.00% to	-30.00% to	-30.00% to
	1,744.64%	1,744.64%	7,493.77%
Recoverable amount of CGU	460,759	697,025	584,822
Insulin Degludec			

FINANCIAL INFORMATION

	As of December 31,		
	2022	2023	2024
	RMB'000	RMB'000	RMB'000
Discount rate	12.95%	11.33%	10.81%
Revenue growth rate	-10.00% to 84.97%	-10.00% to 84.97%	-19.29% to 269.94%
Recoverable amount of CGU	454,340	717,946	249,924
Antaitavir			
Discount rate	11.52%	10.87%	10.49%
Revenue growth rate	-81.85% to 359.13%	-62.00% to 184.00%	-52.47% to 411.16%
Recoverable amount of CGU	421,335	1,288,184	1,199,127
Liraglutide			
Discount rate	22.36%	21.60%	20.51%
Revenue growth rate	-44.00% to 202.00%	-48.00% to 138.00%	-50.00% to 116.00%
Recoverable amount of CGU	179,000	113,000	71,000
Clifutinib			
Discount rate	NA	12.92%	12.77%
Revenue growth rate	NA	-30.00% to 312.81%	-30.00% to 76.72%
Recoverable amount of CGU	NA	233,675	336,716
Emitasvir phosphate follow-up compounds			
Discount rate	11.52%	10.87%	10.49%
Revenue growth rate	-81.85% to 359.13%	-61.81% to 183.98%	-52.47% to 411.16%
Recoverable amount of CGU	446,770	1,301,263	1,209,201
Insulin Degludec/Insulin Aspart			
Discount rate	NA	11.33%	10.81%
Revenue growth rate	NA	-10.00% to 84.97%	-10.00% to 84.97%
Recoverable amount of CGU	NA	673,723	126,665
Combination therapy with Emitasvir Phosphate and Furaprevir			
Discount rate	12.81%	NA	NA
Revenue growth rate	-89.11% to 115.22%	NA	NA
Recoverable amount of CGU	425,057	NA	NA
Insulin			
Discount rate	11.72%	NA	NA
Revenue growth rate	0.00% to 228.41%	NA	NA
Recoverable amount of CGU	1,367,291	NA	NA

FINANCIAL INFORMATION

Sensitivity Analysis

We performed sensitivity tests by increasing 1% of the discount rate or decreasing 5% of the revenue growth rate, which are the key assumptions for determining the recoverable amounts of the CGUs, with all other variables held constant. The impacts on the amounts by which the CGU's recoverable amount exceeds its carrying amount (headroom) are as below:

	As of December 31,		
	2022	2023	2024
	RMB'000	RMB'000	RMB'000
Olorigliflozin			
Carrying amount	113,446	149,165	209,218
Headroom	665,554	712,835	835,782
Impact by Increasing 1% of discount rate	(60,000)	(60,000)	(49,000)
Impact by decreasing 5% of revenue growth rate	(253,000)	(336,000)	(220,000)
Larotinib			
Carrying amount	83,016	113,379	125,521
Headroom	377,743	583,646	459,301
Impact by Increasing 1% of discount rate	(43,894)	(54,065)	(39,700)
Impact by decreasing 5% of revenue growth rate	(25,644)	(37,156)	(31,337)
Insulin Degludec			
Carrying amount	49,917	80,150	91,625
Headroom	404,423	637,796	158,299
Impact by Increasing 1% of discount rate	(50,531)	(66,325)	(20,043)
Impact by decreasing 5% of revenue growth rate	(24,430)	(36,320)	(12,645)
Antaitavir			
Carrying amount	55,334	69,914	76,754
Headroom	366,001	1,218,270	1,122,373
Impact by Increasing 1% of discount rate	(16,240)	(65,751)	(52,835)
Impact by decreasing 5% of revenue growth rate	(32,049)	(95,805)	(89,518)
Liraglutide			
Carrying amount	38,742	45,023	45,669
Headroom	140,258	67,977	25,331
Impact by Increasing 1% of discount rate	(10,000)	(8,000)	(5,000)
Impact by decreasing 5% of revenue growth rate	(39,000)	(41,000)	(17,000)
Clifutinib			
Carrying amount	NA	44,325	93,157
Headroom	NA	189,350	243,559
Impact by Increasing 1% of discount rate	NA	(23,912)	(26,943)

FINANCIAL INFORMATION

	As of December 31,		
	2022	2023	2024
	RMB'000	RMB'000	RMB'000
Impact by decreasing 5% of revenue growth rate	NA	(15,114)	(19,652)
Emitasvir phosphate follow-up compounds			
Carrying amount	40,315	40,315	40,315
Headroom	406,455	1,260,948	1,168,886
Impact by Increasing 1% of discount rate	(16,448)	(65,810)	(52,881)
Impact by decreasing 5% of revenue growth rate	(32,035)	(95,805)	(89,518)
Insulin Degludec/Insulin Aspart			
Carrying amount	NA	13,250	43,603
Headroom	NA	660,473	83,062
Impact by Increasing 1% of discount rate	NA	(385,151)	(11,170)
Impact by decreasing 5% of revenue growth rate	NA	(36,735)	(7,186)
Combination therapy with Emitasvir Phosphate and Furaprevir			
Carrying amount	151,913	NA	NA
Headroom	273,144	NA	NA
Impact by Increasing 1% of discount rate	(15,031)	NA	NA
Impact by decreasing 5% of revenue growth rate	(66,786)	NA	NA
Insulin			
Carrying amount	1,285,246	NA	NA
Headroom	82,045	NA	NA
Impact by Increasing 1% of discount rate	(197,243)	NA	NA
Impact by decreasing 5% of revenue growth rate	(401,063)	NA	NA

Considering there was still sufficient headroom based on the assessment, we believe that a reasonably possible change in any of the key assumptions on which we have based our determination of each CGU's recoverable amount would not cause its carrying amount to exceed its recoverable amount.

Recognition of Deferred Tax Assets

Deferred tax assets in respect of tax losses carried forward and deductible temporary differences are recognized and measured based on the expected manner of realization or settlement of the carrying amount of the relevant assets and liabilities, using tax rates enacted or substantively enacted at the end of each reporting date. In determining the carrying amounts of deferred tax assets, expected taxable profits are estimated which involves a number of

FINANCIAL INFORMATION

assumptions relating to our operating environment and requires a significant level of judgment exercised by the directors. Any change in such assumptions and judgment would affect the carrying amounts of deferred tax assets to be recognized and hence the net profit in future years.

KEY FACTORS AFFECTING OUR RESULTS OF OPERATIONS AND FINANCIAL CONDITION

Our results of operations and financial condition have been, and are expected to continue to be, affected by a number of factors, many of which may be beyond our control. A discussion of the most significant factors affecting our results of operations and financial condition are as follows.

Market Demand for Our Products in the PRC and Overseas

We generate substantially all of our revenue in the PRC. Our financial results have been driven in part by the rapid growth of the PRC pharmaceutical market in recent years. Our revenue experienced rapid growth from 2022 to 2023. Our revenue increased by 67.4% from RMB3,813.6 million in 2022 to RMB6,385.6 million in 2023. Our revenue then decreased by 37.1% to RMB4,018.9 million in 2024 primarily due to a decrease in the sales volume of Kewei (oseltamivir phosphate) as a result of a lower incidence of seasonal flu outbreaks in 2024.

With our existing portfolio of products and our strong pipeline of future products, we believe that we are well positioned to take advantage of the expected fast growth of the pharmaceutical market in the PRC through our focus on key therapeutic areas of infectious diseases, chronic diseases and oncology. Market demand for our products is and will be subject to a number of factors, including but not limited to consumer perception of our brand and similar products offered by our competitors, the success of our marketing and educational promotion activities, inclusion of our products in the relevant medical insurance catalogues, sales performance of our distributors, levels of disposable income and healthcare spending and changes in the regulatory environment in the PRC.

In addition, we plan to continue expanding our overseas operations and therefore expect our financial results in the future to be increasingly driven by the results of our overseas operations. Our overseas sales network currently covers eight countries and regions, including the United States, Germany and the United Kingdom. In the future, we plan to expand our overseas sales network to Africa and Latin America, forming the sales capacities covering all five continents. This is in turn dependent on our ability to understand and adapt to local conditions including distinct consumer demands, economic conditions and the regulatory environment in each of these markets, our cooperation with local distributors and our management of our self-operated platform specifically in the German market.

Centralized Tender Process and VBP Schemes in the PRC

A substantial portion of the products we sell to distributors are on-sold to public hospitals and other public medical institutions in the PRC. Most pharmaceuticals used by public hospitals and medical institutions in the PRC need to be purchased through VBP schemes. We

FINANCIAL INFORMATION

submit bids in a centralized tender process to supply our products to these institutions at specified prices. These bids are generally considered on the basis of, among other things, price competitiveness, product quality, clinical effectiveness, as well as qualifications and reputation of the manufacturer. If we are successful in winning bids in a centralized tender process, the relevant products will be sold to the public medical institutions at the bid prices, which in part determine the prices at which we sell our products to our distributors. The centralized tender process can create pricing pressure among substitute products or products that are perceived to be substitute products. Our bidding strategy generally focuses on differentiating our products from those of our competitors instead of competing solely based on pricing. Therefore, our sales volumes and profitability depend on our ability to successfully differentiate our products from competing products and price our bids in a manner that enables us to succeed in the centralized tender processes at profitable levels. We believe each of our major products had competitive advantages in the centralized tender processes during the Track Record Period as a result of them being first-to-market generic pharmaceuticals, and their national-level brand recognitions. Please see “Business — Sales, Marketing and Distribution — Centralized Tender Process and VBP Schemes” for further details.

If we are unable to differentiate our products or are otherwise unsuccessful in winning future bids in the centralized tender processes at profitable levels, we will lose revenue that would have otherwise been realized through the sale of products to the relevant PRC public hospitals. In November 2018, the PRC government launched a pilot program for centralized drug procurement organized by the state 《國家組織藥品集中採購試點方案》. The implementation of this program has resulted in increased pricing pressure on us and may further impact our strategies on how to commercialize our products in the PRC and how to best compete in the centralized tender processes. Please see “Risk Factors — Risks Relating to Our Business and Industry — If we are unable to win bids through the centralized tender processes conducted by PRC authorities, we will lose market share and our revenue and profitability may be adversely affected” for further details.

Government-Sponsored Medical Insurance Programs in the PRC

Under the medical insurance programs in the PRC, patients are entitled to reimbursement of all or a portion of the cost of pharmaceutical products listed in the NRDL, the provincial medical insurance catalogues or critical illness medical insurance catalogues at provincial or local levels. Consequently, the inclusion or exclusion of a pharmaceutical product in or from any of these medical insurance programs will significantly affect the demand for such product in the PRC.

As of the Latest Practicable Date, all of our major products were included in the NRDL. For details on our major products and revenue during the Track Record Period, please see “Business — Our Products and Product Candidates”.

While the inclusion of a pharmaceutical product in these national, provincial or other government-sponsored medical insurance programs can significantly increase the demand and potentially sales volume, pharmaceuticals so included are subject to relevant pricing regulation and face pricing pressure in the centralized tender process.

FINANCIAL INFORMATION

On balance, we believe the overall benefits of inclusion of our pharmaceutical products in the national, provincial or other government-sponsored medical insurance programs in the PRC significantly outweighed the associated costs during the Track Record Period, and we believe the benefits of such inclusion will continue to contribute to our business growth in the foreseeable future.

Development and Commercialization of Our Products Under Development

We have a broad portfolio of commercialized products and pipeline of future products in various fast-growing therapeutic areas, including of infectious diseases, chronic diseases and oncology. As of the Latest Practicable Date, this portfolio included 150 approved drugs in various countries and regions, including China, the United States and Europe. As of the Latest Practicable Date, we also had more than 100 drug candidates in the pipeline, including 49 Class I innovative drug candidates in China, among which one innovative drug candidate was under the NMPA's review for launching and ten innovative drug candidates were in Phases II or Phases III clinical trials. Please see "Business — Drug Portfolio" for a list of upcoming major products in our pipeline.

Our business and results of operations will be dependent on our ability to successfully develop such drugs under development. This in turn depends on the drugs under development demonstrating favorable safety and efficacy in clinical trial results, and our ability to obtain the requisite regulatory approvals for our drugs under development to initiate clinical trials, or to advance to the next stage of clinical development. Whether our drugs under development can demonstrate favorable safety and efficacy in clinical trial results, and whether we can obtain the requisite regulatory approvals for our drugs under development in time, are crucial for our business and results of operations.

Furthermore, our business and results of operations also depend on our ability to commercialize our drugs under development. Our ability to generate revenue from our drugs under development is dependent on our ability to establish manufacturing capabilities and sales channels and undertake extensive sales and marketing efforts. We believe that our commercialization capabilities will continue to be robust given our deep expertise in sales and marketing of new drugs under development and our sales and distribution network.

However, if we fail to achieve the degree of market acceptance, we may not be able to generate revenue as expected. Please see "Risk Factors — Risks Relating to Our Business and Industry" for further details of the risks relating to the commercialization of our drugs under development.

Operational Efficiency

Our results of operations have been and are expected to be significantly affected by our ability to control and optimize our operating expenses, which primarily consisted of distribution costs, research and development costs and administrative expenses during the Track Record Period.

FINANCIAL INFORMATION

Our distribution costs primarily consisted of labor costs and promotion expenses and amounted to RMB1,244.2 million, RMB1,577.1 million and RMB1,197.0 million for the years ended December 31, 2022, 2023 and 2024, respectively, accounting for 32.6%, 24.7% and 29.8% of our total revenue, respectively. Our research and development costs primarily consisted of direct material and labor costs and clinical trial and outsourcing fees, and amounted to RMB791.6 million, RMB827.4 million, and RMB887.7 million for the years ended December 31, 2022, 2023 and 2024, accounting for 20.8%, 13.0%, and 22.1% of our total revenue, respectively. Our administrative expenses primarily consisted of labor costs and general operating expenses and amounted to RMB387.9 million, RMB480.7 million and RMB557.1 million for the years ended December 31, 2022, 2023 and 2024, accounting for 10.2%, 7.5% and 13.9% of our total revenue, respectively. The increase in each of our distribution costs, administrative expenses and research and development costs from 2022 to 2023, and the corresponding decrease in the percentage of such costs and expenses against our total revenue for the respective years from 2022 to 2023 reflect the steady increase in our revenue and an improvement in our operating efficiency from 2022 to 2023. The decrease in our distribution costs in 2024 compared to that in 2023 and the increase in the percentage of our distribution costs against our total revenue for the same period were primarily attributable to a decrease in our promotional activities for anti-infective drugs as a result of a lower incidence of seasonal flu outbreaks in 2024. The increase in our administrative expenses in 2024 compared to that in 2023 and the increase in the percentage of our administrative expenses against our total revenue for the same period were primarily due to an increase in labor costs as a result of an increase in share-based payment costs to our Directors, senior management and administrative personnel in 2024 pursuant to our equity incentive plan. The increase in our research and development costs in 2024 compared to that in 2023 and the increase in the percentage of our research and development costs against our total revenue for the same period were primarily due to increases in (i) labor costs as a result of an increase in share-based payment costs to our research and development personnel in 2024 pursuant to our equity incentive plan and (ii) direct materials as we consumed more materials in connection with the process optimization of our insulin products and for the research and development of our major drug candidates such as Dongjiandi (Yinfenidone Hydrochloride), Guangjianbao (HEC88473), HEC169584, HECN30227 and HEC191834.

We expect our operating expenses to remain a core part of our cost structure and to increase in absolute amount in the future to support our business expansion. In particular, we expect our research and development costs to increase as we continue to expand our research and development capabilities and in particular, undertake more Phase II and Phase III clinical trials. Our future results of operations are also expected to be affected by our Privatization Proposal. The Privatization Proposal will enable us to promote the integrated management of our whole industrial chain of research and development, production and sales, which would then allow us to further capitalize on the scale effect and synergies to realize significant overall cost efficiencies after the completion of our Privatization Proposal.

FINANCIAL INFORMATION

RESULTS OF OPERATIONS

The table below sets out our consolidated statements of profit or loss and other comprehensive income for the years ended December 31, 2022, 2023 and 2024, which are extracted from the Accountants' Report as set out in Appendix I to this Listing Document.

	Year ended December 31,		
	2022	2023	2024
	RMB'000	RMB'000	RMB'000
Revenue	3,813,566	6,385,616	4,018,905
Cost of sales	(891,377)	(1,308,568)	(960,274)
Gross profit	2,922,189	5,077,048	3,058,631
Other (losses)/income	(1,294,012)	(422,669)	89,743
Distribution costs	(1,244,177)	(1,577,083)	(1,197,046)
Administrative expenses	(387,872)	(480,720)	(557,116)
Research and development costs	(791,642)	(827,415)	(887,653)
Reversals/(recognition) of impairment loss on trade and other receivables . .	2,575	(3,079)	(126,011)
(Loss)/profit from operations	(792,939)	1,766,082	380,548
Finance costs	(686,884)	(380,591)	(239,787)
Share of (loss)/profit of an associate . .	—	(29)	293
(Loss)/profit before taxation	(1,479,823)	1,385,462	141,054
Income tax	63,908	(371,584)	(116,251)
(Loss)/profit for the year	<u>(1,415,915)</u>	<u>1,013,878</u>	<u>24,803</u>
(Loss)/profit for the year attributable to:			
Equity shareholders of the Company . .	(1,209,205)	184,924	(207,434)
Non-controlling interests	(206,710)	828,954	232,237
(Loss)/profit for the year	<u>(1,415,915)</u>	<u>1,013,878</u>	<u>24,803</u>
(Loss)/earnings per share			
Basic and diluted (in RMB).	<u>(3.29)</u>	<u>0.44</u>	<u>(0.47)</u>

FINANCIAL INFORMATION

NON-IFRS MEASURE

To supplement our consolidated statements of profit or loss and other comprehensive expenses which are presented in accordance with IFRS, we also use adjusted net (loss)/profit as a non-IFRS measure, which is not required by, or presented in accordance with, IFRS. We believe that the presentation of the non-IFRS measure when shown in conjunction with the corresponding IFRS measures provides useful information to management and investors in facilitating a comparison of our operating performance from year to year. In particular, the non-IFRS measure eliminates impact of certain expenses, including fair value change on derivative financial instruments embedded in convertible bonds, equity-settled share-based payment expenses, interest on financial instruments with preferential rights issued to investors and listing and privatisation expenses. Such non-IFRS measure allows investors to consider metrics used by our management in evaluating our performance.

We define adjusted net (loss)/profit (non-IFRS measure) as (loss)/profit for the year adjusted by adding back loss from fair value change on derivative financial instruments embedded in convertible bonds, equity-settled share-based payment expenses, interest on financial instruments with preferential rights issued to investors and listing and privatisation expenses. Fair value change on derivative financial instruments embedded in convertible bonds are expenses arising from fair value change on the derivative component of our convertible bonds issued due to exchange rate and share price fluctuations. We no longer recognize such liabilities as of July 31, 2023, because we had fully repurchased the outstanding portion of our convertible bonds issued by HEC CJ Pharm in July 2023. Equity-settled share-based payment expenses are expenses arising from granting restricted shares to selected employees, senior management, and directors, the amount of which is non-cash in nature. Interest on financial instruments with preferential rights issued to investors represents the interest on the redemption amount pursuant to a series of investment agreements and equity transfer agreements entered into with our Pre-Listing Investors from July 2020. We no longer recognize such liabilities as of March 31, 2022, because each of our then Pre-Listing Investors provided a confirmation to our Company and our subsidiaries that are subject to the redemption rights in March 2022, pursuant to which in writing that they had waived their redemption rights against our Company and the involved subsidiaries, and as a result of which such rights were terminated on the same date. Listing and privatisation expenses are the expenses arising from activities in relation to the proposed Listing and Privatisation and are excluded from our (loss)/profit for the year.

The use of the non-IFRS measure has limitations as an analytical tool, and you should not consider it in isolation from, or as a substitute for, or superior to, analysis of our results of operations or financial condition as reported under IFRS. In addition, the non-IFRS financial measure may be defined differently from similar terms used by other companies and therefore may not be comparable to similar measures presented by other companies.

FINANCIAL INFORMATION

The following table shows reconciliation from our (loss)/profit for the years to our adjusted net (loss)/profit (non-IFRS measure) for the year indicated:

	Year ended December 31,		
	2022	2023	2024
	RMB'000	RMB'000	RMB'000
(Loss)/profit for the year	<u>(1,415,915)</u>	<u>1,013,878</u>	<u>24,803</u>
<i>Adjusted for:</i>			
Equity-settled share-based payment expenses	–	130,278	266,545
Interest on financial instruments with preferential rights issued to investors	172,715	–	–
Fair value change on derivative financial instruments embedded in convertible bonds	859,569	79,796	–
Listing and privatisation expenses	<u>–</u>	<u>3,000</u>	<u>17,191</u>
Adjusted net (loss)/profit for the year (Non-IFRS measure)	<u>(383,631)</u>	<u>1,226,952</u>	<u>308,539</u>

Our adjusted net loss or profit for the year (non-IFRS measure) generally fluctuated in line with our revenue. In particular, we recorded adjusted net loss for the year (non-IFRS measure) of RMB383.6 million in 2022, primarily due to (i) our loss for the year of RMB1,415.9 million as a result of the lower than usual sales volume of Kewei (oseltamivir phosphate) in 2022 due to travel restrictions, social-distancing measures and business closures which significantly reduced the movement of people and increased widespread preventive measures against influenza, which resulted in a significant decline in the incidence of respiratory diseases such as influenza, (ii) non-recurring items including (a) interest on convertible bonds issued by HEC CJ Pharm of RMB257.3 million, which were fully repurchased in July 2023, (b) net foreign exchange loss of RMB239.8 million arising from the translation of convertible bonds issued by HEC CJ Pharm denominated in US dollars, (c) impairment loss of RMB43.0 million on intangible assets in connection with the Combination Therapy, which was impaired due to delayed development timelines in 2022 and (d) impairment loss of RMB75.9 million on goodwill in connection with the acquisition of Dongguan HEC Medical for the R&D, production and sales of the Combination Therapy; the goodwill was fully impaired in 2023 due to delays in the development of the Combination Therapy and increased market competition and (iii) recurring impairment loss on generic drugs intellectual property rights of RMB147.4 million in 2022 due to certain under-performing generic drugs as a result of lower-than-expected sales or delayed development timelines in 2022, including Clarithromycin Tablets, Olanzapine Tablets, Azithromycin Tablets and Esomeprazole Magnesium Enteric-Coated Capsules.

FINANCIAL INFORMATION

DESCRIPTION OF KEY STATEMENTS OF PROFIT OR LOSS ITEMS

Revenue

Our revenue consists primarily of sales of anti-infective drugs, chronic disease treatment drugs and others.

Revenue by Major Product Lines

The table below sets forth, for the years indicated, a breakdown of our revenue derived from our major product lines:

	Year ended December 31,					
	2022		2023		2024	
	<i>RMB'000</i>	<i>% of total</i>	<i>RMB'000</i>	<i>% of total</i>	<i>RMB'000</i>	<i>% of total</i>
Anti-infective drugs	3,242,508	85.0	5,745,811	90.0	2,797,632	69.6
Chronic disease treatment drugs	517,258	13.6	580,743	9.1	1,067,707	26.6
Others ⁽¹⁾	53,800	1.4	59,062	0.9	153,566	3.8
Total	<u>3,813,566</u>	<u>100.0</u>	<u>6,385,616</u>	<u>100.0</u>	<u>4,018,905</u>	<u>100.0</u>

Note:

- (1) Others comprise (i) revenue from sales of drugs that were not anti-infective drugs or chronic disease treatment drugs, mainly including tadalafil and sildenafil, (ii) transfer and license fee we received pursuant to the HEC88473 Agreement with Apollo, and to a lesser extent, (iii) rental revenue generated from the leasing of fixed assets and (iv) revenue from the disposal of surplus construction materials.

Revenue by Geographical Location

The table below sets forth, for the years indicated, a breakdown of our revenue by geographical location:

	Year ended December 31,					
	2022		2023		2024	
	<i>RMB'000</i>	<i>% of total</i>	<i>RMB'000</i>	<i>% of total</i>	<i>RMB'000</i>	<i>% of total</i>
The PRC	3,753,159	98.4	6,335,896	99.2	3,880,476	96.6
Overseas ⁽¹⁾	60,407	1.6	49,720	0.8	138,429	3.4
Total	<u>3,813,566</u>	<u>100.0</u>	<u>6,385,616</u>	<u>100.0</u>	<u>4,018,905</u>	<u>100.0</u>

Note:

- (1) Overseas countries comprise the United States, Germany, the United Kingdom, Malaysia, Algeria, South Africa and the United Arab Emirates. Our overseas revenue increased significantly in 2024, primarily due to license fee generated pursuant to the HEC88473 Agreement with Apollo.

FINANCIAL INFORMATION

Cost of Sales

The table below sets forth, for the years indicated, a breakdown of our cost of sales by nature:

	Year ended December 31,					
	2022		2023		2024	
	<i>RMB'000</i>	<i>% of total</i>	<i>RMB'000</i>	<i>% of total</i>	<i>RMB'000</i>	<i>% of total</i>
Cost of materials	363,650	40.8	563,834	43.1	429,528	44.7
Royalties	256,649	28.8	335,354	25.6	213,136	22.2
Manufacturing costs	194,463	21.8	287,017	21.9	243,417	25.3
Labor costs	55,010	6.2	97,213	7.4	61,637	6.4
Others	21,605	2.4	25,150	1.9	12,555	1.3
Total	<u>891,377</u>	<u>100.0</u>	<u>1,308,568</u>	<u>100.0</u>	<u>960,274</u>	<u>100.0</u>

Our cost of sales consists of (i) cost of materials, primarily representing the cost incurred for the purchase of API, ancillary materials and packaging materials, (ii) royalties, representing the fees paid to third parties in relation to various patent licenses, (iii) manufacturing costs, primarily representing ancillary workshop labor costs and costs of materials, the depreciation cost of property, plant and machinery used in production and the amortization of intangible assets, (iv) labor costs, primarily representing salaries, bonuses, and welfare benefits of our staff directly involved in the manufacturing of our products and (v) others, primarily representing freight and transportation costs.

The table below sets forth, for the years indicated, a breakdown of our cost of sales by major product lines and as a percentage of total cost of sales.

	Year ended December 31,					
	2022		2023		2024	
	<i>RMB'000</i>	<i>% of total</i>	<i>RMB'000</i>	<i>% of total</i>	<i>RMB'000</i>	<i>% of total</i>
Anti-infective drugs	589,978	66.2	909,405	69.5	489,007	50.9
Chronic disease treatment drugs	269,100	30.2	349,747	26.7	404,429	42.1
Others	32,299	3.6	49,416	3.8	66,838	7.0
Total	<u>891,377</u>	<u>100.0</u>	<u>1,308,568</u>	<u>100.0</u>	<u>960,274</u>	<u>100.0</u>

FINANCIAL INFORMATION

Gross Profit and Gross Profit Margin

Gross profit represents the excess of revenue over cost of sales. Gross profit margin represents gross profit divided by total revenue, expressed as percentage. For the years ended December 31, 2022, 2023 and 2024, our gross profit was RMB2,922.2 million, RMB5,077.0 million and RMB3,058.6 million, respectively, and our gross profit margin was 76.6%, 79.5% and 76.1%, respectively.

The table below sets forth, for the years indicated, gross profit generated from our major product lines in absolute amount and as a percentage of our total gross profit.

	Year ended December 31,					
	2022		2023		2024	
	<i>RMB'000</i>	<i>% of total</i>	<i>RMB'000</i>	<i>% of total</i>	<i>RMB'000</i>	<i>% of total</i>
Anti-infective drugs	2,652,530	90.8	4,836,406	95.3	2,308,624	75.5
Chronic disease treatment drugs	248,158	8.5	230,997	4.5	663,278	21.7
Others	21,501	0.7	9,645	0.2	86,729	2.8
Total	<u>2,922,189</u>	<u>100.0</u>	<u>5,077,048</u>	<u>100.0</u>	<u>3,058,631</u>	<u>100.0</u>

The table below sets forth, for the years indicated, the gross profit margins of our major product lines.

	Year ended December 31,		
	2022	2023	2024
Anti-infective drugs	81.8%	84.2%	82.5%
Chronic disease treatment drugs	48.0%	39.8%	62.1%
Others	40.0%	16.3%	56.5%
Total	<u>76.6%</u>	<u>79.5%</u>	<u>76.1%</u>

During the Track Record Period, the overall gross profit margin for our Kewei products (including both granule and capsule) remained relatively stable at 83.9%, 86.0% and 86.8% for 2022, 2023, and 2024, respectively.

FINANCIAL INFORMATION

The table below sets forth, for the years indicated, the gross profit margins of our oseltamivir phosphate granule and capsule products which have been included in or excluded from the VBP schemes.

Product	Dosage	Type	Year ended December 31,		
			2022	2023	2024
			Gross profit margins	Gross profit margins	Gross profit margins
Oseltamivir phosphate granule (Kewei)	15mg per sachet	VBP ⁽¹⁾	NA	85.6%	88.3%
		Non-VBP ⁽²⁾	83.4%	85.3%	85.0%
	25mg per sachet	Non-VBP ⁽³⁾	74.3%	81.8%	NA
Oseltamivir phosphate capsule (Kewei)	75mg per capsule	Non-VBP ⁽⁴⁾	89.1%	91.4%	90.0%
Oseltamivir phosphate capsule (Yangjiantai)	75mg per capsule	VBP ⁽⁵⁾	-0.88%	-4.75%	26.1%
		Non-VBP ⁽⁶⁾	NA	42.9%	58.5%

Notes:

- (1) The provincial VBP schemes have been implemented on phosphate granule (Kewei) 15mg since 2023, and there was no sales of phosphate granule (Kewei) 15mg pursuant to VBP schemes in 2022. The gross profit margins for oseltamivir phosphate granule (Kewei) 15mg included in the VBP scheme remained relatively stable for 2023 and 2024.
- (2) The gross profit margins for oseltamivir phosphate granule (Kewei) 15mg not included in the VBP scheme remained relatively stable from 2022 to 2024.
- (3) The gross profit margins for oseltamivir phosphate granule (Kewei) 25mg not included in the VBP scheme increased from 74.3% in 2022 to 81.8% in 2023, which was primarily driven by an increase in the average selling price as we offered a special promotion to our distributors in 2022 to promote our Kewei granules due to COVID-19 and we did not offer such promotion in 2023. We stopped selling oseltamivir phosphate granule (Kewei) 25mg since 2024.
- (4) The gross profit margins for oseltamivir phosphate capsule (Kewei) not included in the VBP scheme remained relatively stable from 2022 to 2024.
- (5) We recorded gross margin of negative 0.88% for oseltamivir phosphate capsule (Yangjiantai) included in the VBP scheme in 2022 due to the combined effect of the low bid prices of the VBP scheme and limited commercial scale, as marketing efforts had not yet driven sufficient sales volume to offset costs. The gross margin decreased to negative 4.75% in 2023 primarily due to rising costs of APIs for the production of Yangjiantai, which increased production expenses. The gross margin then increased to 26.1% in 2024 primarily due to a decrease in manufacturing costs per unit as we benefitted from economies of scale attained from ramping up our production to meet increased market demand. The increase in demand, which resulted in increased sales volume, was mainly because PRC public hospitals increased their procurement volume for oseltamivir phosphate capsule (Yangjiantai) in 2024 as there was a significant outbreak of influenza in China in 2023. For further details, please see “Business —Sales, Marketing and Distribution — Our Oseltamivir Phosphate Products and the Reasons for the Fluctuation of the Sales of Our Oseltamivir Phosphate Products during the Track Record Period.”
- (6) We did not sell oseltamivir phosphate capsule (Yangjiantai) outside of VBP schemes in 2022. We started selling oseltamivir phosphate capsule (Yangjiantai) to pharmacies and medical institutions in 2023. The gross profit margins for oseltamivir phosphate capsule (Yangjiantai) increased from 42.9% in 2023 to 58.5% in 2024 primarily due to a decrease in manufacturing costs per unit as we benefitted from economies of scale attained from ramping up our production to meet increased market demand from customers who are price conscious.

FINANCIAL INFORMATION

Other (Losses)/Income

The table below sets forth a breakdown of our other (losses)/income for the years indicated:

	Year ended December 31,		
	2022	2023	2024
	<i>RMB'000</i>	<i>RMB'000</i>	<i>RMB'000</i>
Government grants			
– Unconditional subsidies	40,207	38,950	52,036
– Conditional subsidies	18,272	8,573	15,744
Interest income from bank deposits and investments	8,027	50,111	62,283
Interest income from related parties . . .	44,801	38,782	–
Net gain/(loss) on disposal of property, plant and equipment	699	(3,813)	18,142
Fair value change on derivative financial instruments embedded in convertible bonds	(859,569)	(79,796)	–
Fair value change on investments in equity securities	–	4,387	(2,521)
Net gain on foreign currency option contracts	–	17,547	7,681
Fair value change on a private fund investment	–	–	734
Investment income from a trust investment scheme	–	4,645	–
Dividend income from listed equity securities	–	247	309
Investment income from a private fund investment	–	–	8,105
Impairment loss on intangible assets . . .	(190,423)	(468,726)	(68,308)
Impairment loss on goodwill	(75,896)	–	–
Net foreign exchange loss	(280,732)	(35,284)	(4,377)
Others	602	1,708	(85)
Total	(1,294,012)	(422,669)	89,743

FINANCIAL INFORMATION

Our other (losses)/income primarily consists of (i) government grants, primarily representing unconditional subsidies which are recognized as income on receipt, conditional subsidies in connection with our research and development projects, which are recognized as income when we reach certain progress milestones on the underlying research and development projects, and conditional subsidies in connection with the construction of manufacturing facilities, which are recognized as income in installments over the useful life of the relevant assets; these government grants are granted by various authorities such as the Dongguan Development and Reform Bureau, the National Health Commission, and local science and technology bureaus, with specific criteria ranging from supporting biotech industry development to funding clinical research for innovative drugs and technological innovation projects, (ii) fair value change on derivative financial instruments embedded in convertible bonds, primarily representing the losses arising from the remeasurement of the conversion option embedded in the convertible bonds issued by HEC CJ Pharm, (iii) impairment loss on intangible assets, (iv) net foreign exchange loss, primarily representing losses arising from the translation of convertible bonds issued by HEC CJ Pharm denominated in US dollars and (v) interest income from bank deposits and investments, primarily representing interest income from investment and wealth management products, as well as domestic short-term fixed income investment. For the years ended December 31, 2022, 2023 and 2024, we had other losses of RMB1,294.0 million, other losses of RMB422.7 million and other income of RMB89.7 million, respectively, which accounted for 33.9%, 6.6%, and 2.2% of our total revenue for the respective years.

Distribution Costs

The table below sets forth a breakdown of our distribution costs for the years indicated:

	Year ended December 31,					
	2022		2023		2024	
	<i>RMB'000</i>	<i>% of total</i>	<i>RMB'000</i>	<i>% of total</i>	<i>RMB'000</i>	<i>% of total</i>
Promotion expenses	716,242	57.6	904,883	57.4	628,984	52.5
Labor costs	433,080	34.8	523,754	33.2	410,645	34.3
Business development expenses	53,767	4.3	90,459	5.7	87,090	7.3
Depreciation costs	15,880	1.3	15,366	1.0	19,852	1.7
Others	25,208	2.0	42,621	2.7	50,474	4.2
Total	<u>1,244,177</u>	<u>100.0</u>	<u>1,577,083</u>	<u>100.0</u>	<u>1,197,046</u>	<u>100.0</u>

Our distribution costs consist of (i) promotion expenses, primarily representing expenses associated with organizing and participating in various academic conferences, seminars and symposia, which mainly consist of, space and equipment rent, costs related to preparing company brochures, product catalogues and other marketing materials, advertising expenses as well as meeting disbursements, (ii) labor costs, primarily representing salaries, bonuses,

FINANCIAL INFORMATION

share-based payment expenses and other social security and welfare expenses of our sales personnel, (iii) business development expenses, primarily representing travel and accommodation expenses of our sales personnel for the promotion of our products, (iv) depreciation costs and (v) others, which mainly include service fee and leasing fee. For the years ended December 31, 2022, 2023 and 2024, our distribution costs were RMB1,244.2 million, RMB1,577.1 million, and RMB1,197.0 million, respectively, which accounted for 32.6%, 24.7%, and 29.8% of our total revenue for the respective years.

Administrative Expenses

The table below sets forth a breakdown of our administrative expenses for the years indicated:

	Year ended December 31,					
	2022		2023		2024	
	<i>RMB'000</i>	<i>% of total</i>	<i>RMB'000</i>	<i>% of total</i>	<i>RMB'000</i>	<i>% of total</i>
Labor costs	107,228	27.6	164,393	34.2	263,340	47.3
Depreciation and amortization	113,845	29.3	60,972	12.7	58,977	10.6
Tax and levies	60,434	15.6	107,756	22.4	53,568	9.6
General operating expenses	46,777	12.1	44,650	9.3	51,074	9.2
Professional service fees . .	14,617	3.8	39,803	8.3	59,850	10.7
Material consumption	22,725	5.9	24,730	5.1	32,313	5.8
Others	22,246	5.7	38,416	8.0	37,994	6.8
Total	<u>387,872</u>	<u>100.0</u>	<u>480,720</u>	<u>100.0</u>	<u>557,116</u>	<u>100.0</u>

Administrative expenses consist of (i) labor costs, primarily representing salaries, bonuses, share-based payment expenses and other social security and welfare of our administrative personnel, (ii) depreciation and amortization, primarily relating to property and equipment for our office and other administrative functions, (iii) tax and levies, primarily representing VAT surcharge, property tax and land use tax, (iv) general operating expenses, which mainly include office and travel expenses, (v) professional service fees, which include listing expenses, audit fees, and consulting fees, (vi) material consumption and (vii) others, primarily representing repair costs. For the years ended December 31, 2022, 2023 and 2024, our administrative expenses were RMB387.9 million, RMB480.7 million and RMB557.1 million, respectively, which accounted for 10.2%, 7.5% and 13.9% of our total revenue during the respective years.

FINANCIAL INFORMATION

Research and Development Costs

The table below sets forth a breakdown of our research and development costs for the years indicated:

	Year ended December 31,					
	2022		2023		2024	
	<i>RMB'000</i>	<i>% of total</i>	<i>RMB'000</i>	<i>% of total</i>	<i>RMB'000</i>	<i>% of total</i>
Labor costs	301,902	38.1	319,994	38.7	416,118	46.9
Direct material	117,794	14.9	56,405	6.8	171,582	19.3
Clinical trial fees	201,577	25.5	254,199	30.7	128,557	14.5
Depreciation and amortization	86,593	10.9	94,242	11.4	74,073	8.3
Professional service fee . .	15,709	2.0	45,371	5.5	18,238	2.1
Business development expenses	51,834	6.5	33,466	4.0	36,526	4.1
Others	16,233	2.1	23,738	2.9	42,559	4.8
Total	<u>791,642</u>	<u>100.0</u>	<u>827,415</u>	<u>100.0</u>	<u>887,653</u>	<u>100.0</u>

Research and development costs consist of (i) labor costs, primarily representing salaries, bonuses, share-based payment expenses and other social security and welfare of our research and development personnel, (ii) direct material, primarily representing costs of materials and consumables used in our research and development activities, (iii) clinical trial fees, primarily representing costs incurred in connection with our clinical trials, services fees to our CROs and payments to our external research and development partners, (iv) depreciation and amortization of property, plant and equipment and intangible assets used in our research and development, (v) professional service fees, primarily representing patent fees, review fees and consulting fees, (vi) business development expenses, primarily representing travel and office expenses for our research and development personnel and (vii) others, primarily representing material consumption and repair costs. For the years ended December 31, 2022, 2023 and 2024, our research and development costs were RMB791.6 million, RMB827.4 million and RMB887.7 million, respectively, which accounted for 20.8%, 13.0% and 22.1% of our total revenue for the respective years.

FINANCIAL INFORMATION

As of the Latest practicable Date, we have an extensive portfolio with 150 approved drugs and more than 100 drug candidates in the pipeline. The table below sets forth the research and development costs incurred for some of our major products and drug candidates that we consider to be strategically important for the years indicated:

		Year ended December 31,		
		2022	2023	2024
		RMB'000	RMB'000	RMB'000
Infectious Diseases . . .	Dong'anqiang (Encofosbuvir)	50,997	15,720	24,708
	Dong'andi (Morphothiadine Mesylate)	22,140	18,895	9,076
	HECN30227	3,639	24,450	32,090
	HEC191834	3,548	9,993	18,959
Chronic Diseases	Insulin Injections ⁽¹⁾	68,850	126,368	121,702
	Dongjiantang (Olorigliflozin)	25,473	20,437	18,698
	Guangjianbao (HEC88473)	28,867	43,119	53,452
	Dongjiandi (Yinfenidone Hydrochloride)	36,600	42,390	45,526
	Dongtongshen (Mitizodone Phosphate)	30,045	51,345	14,842
	HEC169584	5,087	15,896	17,958
	HECB1502201	1,634	7,199	26,867
Oncology	Dongningsheng (HEC53856)	410	7,488	15,779
	Dongningda (HEC169096)	11,918	9,837	17,978
	HEC201625	6,742	15,720	11,688

Note:

- (1) Our insulin products include (i) Human Insulin Injection, (ii) Mixed Protamine Human Insulin Injection (30R), (iii) Insulin Glargine Injection, (iv) Insulin Aspart Injection, and (v) Insulin Aspart 30 Injection.

In 2022, we incurred significant research and development costs in relation to expenses incurred for (i) Phase II/III clinical trials of and manufacturing of NDA registration batches for Dong'anqiang (Encofosbuvir), (ii) process optimization for our insulin products, (iii) Phase II clinical trials of Dongjiandi (Yinfenidone Hydrochloride), (iv) Phase II clinical trials of Dongtongshen (Mitizodone Phosphate) and (v) Phase I clinical trials of Guangjianbao (HEC88473) in China and Australia.

FINANCIAL INFORMATION

In 2023, we incurred significant research and development costs in relation to expenses incurred for (i) process optimization for our insulin products, (ii) Phase II clinical trials of Dongtongshen (Mitizodone Phosphate), (iii) Phase II clinical trials of Guangjianbao (HEC88473) in China, (iv) Phase II clinical trials of Dongjiandi (Yinfenidone Hydrochloride) and (v) conducting preliminary toxicology studies on candidate molecules for HECN30227.

In 2024, we incurred significant research and development costs in relation to expenses incurred for (i) process optimization for our insulin products, (ii) Phase II clinical trials of Guangjianbao (HEC88473) in China, (iii) Phase II clinical trials of Dongjiandi (Yinfenidone Hydrochloride), (iv) conducting preclinical studies and production of Phase I clinical trial samples for HECN30227 and (v) Phase II clinical trials of HECB1502201.

Reversals/(recognition) of impairment loss on trade and other receivables

Our reversals/(recognition) of impairment loss on trade and other receivables were primarily attributable to movement of expected credit loss. For the years ended December 31, 2022, 2023 and 2024, we had a reversal of impairment loss on trade and other receivables of RMB2.6 million, recognition of impairment loss on trade and other receivables of RMB3.1 million and recognition of impairment loss on trade and other receivables of RMB126.0 million, respectively.

Finance Costs

The table below sets forth a breakdown of our finance costs for the years indicated:

	Year ended December 31,		
	2022	2023	2024
	<i>RMB'000</i>	<i>RMB'000</i>	<i>RMB'000</i>
Interest on convertible bonds	257,329	92,178	–
Interest on financial instruments with preferential rights issued to investors . .	172,715	–	–
Interest on lease liabilities	7,917	6,074	6,508
Interest on bank loans and other borrowings	181,598	252,929	253,282
Interest on non-trade payables	86,022	36,958	–
Less: interest expense capitalized into construction in progress	(18,697)	(7,548)	(20,003)
Total	<u>686,884</u>	<u>380,591</u>	<u>239,787</u>

Our finance costs primarily consist of (i) interest on convertible bonds issued by HEC CJ Pharm, (ii) interest on financial instruments with preferential rights issued to investors, (iii) interest on lease liabilities, (iv) interest on bank loans and other borrowings and (v) interest on

FINANCIAL INFORMATION

non-trade payables. For the years ended December 31, 2022, 2023 and 2024, our total finance costs were RMB686.9 million, RMB380.6 million and RMB239.8 million, respectively, which accounted for 18.0%, 6.0% and 6.0% of our total revenue for the respective years.

Income Tax

Our income tax primarily consists of PRC enterprise income tax charged on our Group and deferred tax expenses arising from the timing difference between accounting and taxable profits. For the years ended December 31, 2022, 2023 and 2024, we had total income tax credit of RMB63.9 million, a total income tax expense of RMB371.6 million and a total income tax expense of RMB116.3 million, respectively.

The provision for PRC enterprise income tax is based on the statutory rate of 25% of the assessable profits of PRC companies as determined in accordance with the EIT Law which became effective on January 1, 2008. The EIT Law imposes a unified enterprise income tax rate of 25% on all domestic and foreign invested enterprises unless they are qualified for preferential tax treatments. Under the EIT Law and its implementation rules, our Company was qualified as an HNTE since 2011, and therefore enjoyed a preferential tax rate of 15% during the Track Record Period. Such qualification will expire on December 28, 2026, subject to renewal upon review and approval by the relevant government authorities. Certain of our subsidiaries also qualified as a HNTE during the Track Record Period and accordingly also enjoyed a preferential tax rate of 15% during the Track Record Period.

In 2022, our income tax credit was primarily due to losses incurred by certain of our subsidiaries. Our effective tax rate (income tax expense/profit before taxation) for the years ended December 31, 2023 and 2024 was 26.8% and 82.4%, respectively. The effective rate is mainly affected by applicable income tax concessions or exemptions.

Save as disclosed above, our PRC subsidiaries were subject to the PRC statutory enterprise income tax rate of 25% during the Track Record Period. Our US and German subsidiaries were subject to corporate income tax at rates of 9% and 15% respectively during the Track Record Period.

During the Track Record Period and up to the Latest Practicable Date, we paid all relevant taxes that were due and applicable to us and had no disputes or unresolved tax issues with relevant tax authorities.

FINANCIAL INFORMATION

YEAR-TO-YEAR COMPARISON OF RESULTS OF OPERATIONS

Year ended December 31, 2024 compared with year ended December 31, 2023

Revenue

Our revenue decreased by RMB2,366.7 million, or 37.1%, from RMB6,385.6 million in 2023 to RMB4,018.9 million in 2024, primarily due to a decrease in revenue derived from sales of anti-infective drugs from RMB5,745.8 million in 2023 to RMB2,797.6 million in 2024.

- *Anti-infective drugs.* Revenue derived from sales of anti-infective drugs decreased by RMB2,948.2 million, or 51.3%, from RMB5,745.8 million in 2023 to RMB2,797.6 million in 2024, primarily due to (i) decreased purchasing of anti-infective drugs (including for both Kewei granules and Kewei capsules) from hospitals, pharmacies and other medical institutions by patients as a result of lower incidence of seasonal flu outbreaks and decreased demand for antiviral treatments in 2024. This, in turn, decreased the purchase of anti-infective drugs from our distributors by hospitals, pharmacies and other medical institutions, ultimately resulting in decreased purchase of anti-infective drugs from us by our distributors. According to the Frost & Sullivan Report, there was a lower incidence of seasonal flu outbreaks in China in 2024 as compared to 2023 and the size of the oseltamivir phosphate drug market in China decreased by 45.0% from 2023 to 2024, in line with the decreased demand and sales of Kewei (oseltamivir phosphate), (ii) reduced sales of our Kewei capsules in 2024 as public hospitals reduced the purchase of Kewei capsules outside of the VBP schemes in 2024, (iii) a decrease in average selling prices of our Kewei granules and Kewei capsules by 7.8% and 20.1% respectively in 2024 as compared with those in 2023, and (iv) increasingly intense competition our oseltamivir phosphate products is facing from other types of anti-influenza drugs. For further details on factors impacting the sales of our anti-infective drugs, please see “Business — Sales, Marketing and Distribution — Our Oseltamivir Phosphate Products’ Inclusion in the VBP Scheme and the Reasons for the Fluctuation in Our Revenue in 2024 Compared to 2023”.
- *Chronic disease treatment drugs.* Revenue derived from sales of chronic disease treatment drugs increased by RMB487.0 million, or 83.9%, from RMB580.7 million in 2023 to RMB1,067.7 million in 2024, primarily due to (i) an increase in the sales of our insulin products as all five of our insulin products have been included in the VBP schemes in 2024 and (ii) an increase in sales of our insulin products, Linagliptin and Esomeprazole Magnesium as a result of an increase in related educational promotion activities.
- *Others.* Revenue derived from others increased by RMB94.5 million, or 160.0%, from RMB59.1 million in 2023 to RMB153.6 million in 2024, primarily due to license fee generated pursuant to the HEC88473 Agreement with Apollo.

FINANCIAL INFORMATION

Cost of sales

Our cost of sales decreased by RMB348.3 million, or 26.6%, from RMB1,308.6 million in 2023 to RMB960.3 million in 2024. The decrease was primarily due to decreases in the cost of materials, royalties, manufacturing costs and labor costs as a result of the decrease in the sales of our anti-infective products.

Gross profit and gross profit margin

As a result of the foregoing, our total gross profit decreased by RMB2,018.4 million, or 39.8%, from RMB5,077.0 million in 2023 to RMB3,058.6 million in 2024. Our overall gross profit margin decreased from 79.5% in 2023 to 76.1% in 2024, primarily due to decreased sales in Kewei (oseltamivir phosphate), a high margin product.

- *Anti-infective drugs.* Our gross profit for our anti-infective drugs product line decreased by RMB2,527.8 million, or 52.3%, from RMB4,836.4 million in 2023 to RMB2,308.6 million in 2024. Such decrease was due to the decrease in revenue from our anti-infective drugs. Our gross profit margin for our anti-infective drugs product line decreased from 84.2% in 2023 to 82.5% in 2024. The decreased gross profit margin for our anti-infective drugs product line in 2024 was due to a decrease in the sales of Kewei (oseltamivir phosphate), a high margin product.
- *Chronic disease treatment drugs.* Our gross profit for our chronic disease treatment drugs product line increased by RMB432.3 million, or 187.1%, from RMB231.0 million in 2023 to RMB663.3 million in 2024. Such increase was due to the respective increases in revenue and gross profit margins from our chronic disease treatment drugs. Our gross profit margin for our chronic disease treatment drugs product line increased from 39.8% in 2023 to 62.1% in 2024. The increase in gross profit margin for our chronic disease treatment drug line in 2024 was primarily due to (i) decrease in manufacturing costs per unit as we benefitted from economies of scale attained by the increased sales volume of our insulin products, which contributed to a notable improvement in the gross margins of our insulin products from negative 62.4% in 2023 to negative 13.7% in 2024 and (ii) a higher proportion of sales of high-margin drugs such as Linagliptin and Esomeprazole Magnesium.
- *Others.* Our gross profit for our others product line increased by RMB77.1 million, or 799.2%, from RMB9.6 million in 2023 to RMB86.7 million in 2024. The gross profit margin for our others product line increased from 16.3% in 2023 to 56.5% in 2024. The increases in gross profit and gross profit margin in 2024 was primarily due to upfront license fee generated pursuant to the HEC88473 Agreement with Apollo, which had higher margins.

FINANCIAL INFORMATION

Other (losses)/income

We recorded other losses of RMB422.7 million in 2023 and other income of RMB89.7 million in 2024. Such improvement was primarily due to (i) a change in the fair value change on derivative financial instruments embedded in convertible bonds issued by HEC CJ Pharm from a loss of RMB79.8 million in 2023 to nil in 2024 because we had fully repurchased the outstanding portion of our convertible bonds in July 2023, (ii) a decrease in impairment loss on intangible assets from RMB468.7 million in 2023 to RMB68.3 million in 2024 primarily because we recorded higher impairment loss in connection with the termination of Phase III clinical trials of the Combination Therapy in 2023; due to stalled progress, delays in commercialization, introduction of competitive products and our strategic decision to channel our resources to other products within the same product line with better market potential such as the combination treatment regimen of Netanasvir Phosphate and Encofosbuvir, we terminated the project, leading to a full impairment of the intangible asset, and (iii) a decrease in net foreign exchange loss from RMB35.3 million in 2023 to RMB4.4 million in 2024 which was in line with exchange rate fluctuations.

Distribution costs

Distribution costs decreased by RMB380.1 million, or 24.1%, from RMB1,577.1 million in 2023 to RMB1,197.0 million in 2024. The decrease was primarily due to (i) a decrease in our promotion expenses from RMB904.9 million in 2023 to RMB629.0 million in 2024 attributable to a decrease in our promotional activities for anti-infective drugs as a result of a lower incidence of seasonal flu outbreaks in 2024 (ii) a decrease in labor costs from RMB523.8 million in 2023 to RMB410.6 million in 2024 as bonuses for our sales and marketing personnel decreased.

Administrative expenses

Administrative expenses increased by RMB76.4 million, or 15.9%, from RMB480.7 million in 2023 to RMB557.1 million in 2024. The increase was primarily due to an increase in labor costs as a result of an increase in share-based payment expenses to our Directors, senior management and administrative personnel in 2024 pursuant to our equity incentive plan.

Research and development costs

Research and development costs increased by RMB60.2 million, or 7.3%, from RMB827.4 million in 2023 to RMB887.7 million in 2024. The increase was primarily due to the respective increases in (i) labor costs from RMB320.0 million in 2023 to RMB416.1 million in 2024 primarily as a result of an increase in share-based payment costs to our research and development personnel in 2024 pursuant to our equity incentive plan and (ii) direct materials from RMB56.4 million in 2023 to RMB171.6 million in 2024 as we consumed more materials in connection with the process optimization of our insulin products and for the research and development of our drug candidates, including Dongjiandi (Yinfenidone Hydrochloride), Guangjianbao (HEC88473), HEC169584, HECN30227 and HEC191834,

FINANCIAL INFORMATION

which was partially offset by a decrease in clinical trial fees from RMB254.2 million in 2023 to RMB128.6 million in 2024 because a few of our key drug candidates, including Dongtongshen (Mitizodone Phosphate), Guangjianbao (HEC88473) and Dongjianshun (HEC93077), completed their then respective phases of research in 2023.

Recognition of impairment loss on trade and other receivables

We had recognition of impairment loss on trade and other receivables in the amount of RMB3.1 million in 2023 and RMB126.0 million in 2024. This change was primarily due to a decline in the sales of our major customers, which led to an increase in the aging of our trade and other receivables.

Finance costs

Our finance costs decreased by RMB140.8 million, or 37.0%, from RMB380.6 million in 2023 to RMB239.8 million in 2024. The decrease was primarily due to (i) a decrease in interest on convertible bonds issued by HEC CJ Pharm because we had fully repurchased the outstanding portion of our convertible bonds in July 2023 and (ii) a decrease in interest on non-trade payables from RMB37.0 million in 2023 to nil in 2024 due to our repayment of borrowings from related parties.

Profit before taxation

As a result of the aforesaid factors, we had a profit before taxation of RMB1,385.5 million in 2023 and a profit before taxation of RMB141.1 million in 2024.

Income tax

We had an income tax expense of RMB371.6 million in 2023 and an income tax expense of RMB116.3 million in 2024.

Profit for the year

As a result of the aforesaid factors, our profit for the year decreased from RMB1,013.9 million in 2023 to RMB24.8 million in 2024.

FINANCIAL INFORMATION

Year ended December 31, 2023 compared with year ended December 31, 2022

Revenue

Our revenue increased by RMB2,572.1 million, or 67.4% from RMB3,813.6 million in 2022 to RMB6,385.6 million in 2023, primarily due to respective increases in revenue derived from sales of anti-infective drugs from RMB3,242.5 million in 2022 to RMB5,745.8 million in 2023 and chronic disease treatment drugs from RMB517.3 million 2022 to RMB580.7 million in 2023, as well as sales of others from RMB53.8 million in 2022 to RMB59.1 million in 2023.

- *Anti-infective drugs.* Revenue derived from sales of anti-infective drugs increased by RMB2,503.3 million, or 77.2%, from RMB3,242.5 million in 2022 to RMB5,745.8 million, primarily because of an increase in sales volume of Kewei (oseltamivir phosphate). The increase in sales was primarily driven by increased purchasing of anti-infective drugs from pharmacies and hospitals by patients as a result of higher demand due to the resumption of normal social activities following the complete lifting of travel restrictions, social-distancing measures and business closures in early 2023, which significantly increased the movement of people, resulting in greater incidence of influenza in 2023 as compared with that of 2022. This, in turn, increased the purchase of anti-infective drugs from our distributors by hospitals, pharmacies and other medical institutions, ultimately resulting in increased purchase of anti-infective drugs from us by our distributors. According to the Frost & Sullivan Report, the impact of the influenza epidemic in China in 2023 was greater in both scope and duration compared to that in 2022, resulting in increased demands for anti-infective drugs. As such, the size of the oseltamivir phosphate drug market in China increased significantly in 2023, in line with the increased demand and sales of Kewei (oseltamivir phosphate) in 2023.
- *Chronic disease treatment drugs.* Revenue derived from sales of chronic disease treatment drugs increased by RMB63.4 million, or 12.3%, from RMB517.3 million in 2022 to RMB580.7 million in 2023, primarily due to an increase in revenue derived from the sales of our insulin series. The increase in revenue from sales of our insulin series was primarily due to (i) overall marketing efforts to boost the sales of our insulin series, which included an increase in educational promotion activities and enhanced training for our sales staff in charge of our insulin series and (ii) an increase in the number of sales and distribution channels to hospitals and other medical institutions.
- *Others.* Revenue derived from others increased by RMB5.3 million, or 9.9%, from RMB53.8 million in 2022 to RMB59.1 million in 2023, primarily attributable to increased revenue from new product launches (such as sildenafil).

FINANCIAL INFORMATION

Cost of sales

Our cost of sales increased by RMB417.2 million, or 46.8%, from RMB891.4 million in 2022 to RMB1,308.6 million in 2023. The increase was primarily due to increases in the cost of materials, royalties, labor costs and manufacturing costs as a result of the increase in the sales of our products.

- *Cost of materials.* Cost of materials increased by RMB200.1 million, or 55.0%, from RMB363.7 million in 2022 to RMB563.8 million in 2023, primarily due to our increased use of materials in line with a ramp up of our production and an increase in overall sales volume of our products.
- *Royalties.* Royalties increased by RMB78.8 million, or 30.7%, from RMB256.6 million in 2022 to RMB335.4 million in 2023, primarily due to our increased revenue generated from the sales of Kewei (oseltamivir phosphate) in 2023.
- *Labor costs.* Labor costs increased by RMB42.2 million, or 76.7%, from RMB55.0 million in 2022 to RMB97.2 million in 2023, primarily due to an increase in the scale of our production.
- *Manufacturing costs.* Manufacturing overhead increased by RMB92.5 million, or 47.6%, from RMB194.5 million in 2022 to RMB287.0 million in 2023, which was in line with a ramp up of our production and an increase in overall sales volume of our products.

Gross profit and gross profit margin

As a result of the foregoing, our total gross profit increased by RMB2,154.8 million, or 73.7%, from RMB2,922.2 million in 2022 to RMB5,077.0 million in 2023. Our overall gross profit margin increased from 76.6% in 2022 to 79.5% in 2023. Such improvement was primarily attributable to a significant increase in our total revenue from and improved gross profit margin for our anti-infective drugs in 2023 as compared with those of 2022.

- *Anti-infective drugs.* Our gross profit for our anti-infective drugs product line increased by RMB2,183.9 million, or 82.3%, from RMB2,652.5 million in 2022 to RMB4,836.4 million in 2023. Such increase was due to the increase in the revenue from our anti-infective drugs. Our gross profit margin for our anti-infective drugs product line was 81.8% and 84.2% in 2022 and 2023, respectively. The improved gross profit margin for our anti-infective drugs product line in 2023 was due to a decrease in the cost of raw materials for the production of Kewei (oseltamivir phosphate) and decrease in manufacturing costs per unit as we benefitted from economies of scale attained from ramping up our production to meet market demand.

FINANCIAL INFORMATION

- *Chronic disease treatment drugs.* Our gross profit for our chronic disease treatment drugs product line decreased by RMB17.2 million, or 6.9%, from RMB248.2 million in 2022 to RMB231.0 million in 2023. Our gross profit margin for our chronic disease treatment drugs product line was 48.0% and 39.8% in 2022 and 2023, respectively. The decrease in gross profit margin for our chronic disease treatment drugs product line in 2023 was primarily due to a higher proportion of sales of insulin products. Certain of our insulin products were in initial commercialization phase in 2023, which required significant upfront investments for marketing, promotion and the establishment of new sales channels and distribution networks. In addition, limited early-stage sales volumes prevented economies of scale from being achieved, resulting in higher unit production costs. As such, our insulin products had a gross margin of negative 62.4% in 2023.
- *Others.* Our gross profit for our others product line decreased by RMB11.9 million, or 55.3%, from RMB21.5 million in 2022 to RMB9.6 million in 2023. Our gross profit margin for our others product line was 40.0% and 16.3% in 2022 and 2023, respectively. The decrease in gross profit margin for our others product line in 2023 was primarily due to the changes in the business model for the sales of tadalafil, where our customers supplied the packaging materials and handled transport logistics, while we remained responsible for contamination prevention, quality control and final inspection of the packaging materials. This significantly reduced the unit price of tadalafil sold, resulting in a decrease in our gross profit margin.

Other losses

Our other losses decreased by RMB871.3 million, or 67.3%, from RMB1,294.0 million in 2022 to RMB422.7 million in 2023. The decrease was primarily due to (i) a decrease in the fair value change on derivative financial instruments embedded in convertible bonds issued by HEC CJ Pharm from a loss of RMB859.6 million in 2022 to a loss of RMB79.8 million in 2023 which was due the impact of exchange rate and share price fluctuations and (ii) a decrease in net foreign exchange loss from RMB280.7 million in 2022 to RMB35.3 million in 2023 which was in line with exchange rate fluctuations, which was partially offset by an increase in impairment loss on intangible assets from RMB190.4 million in 2022 to RMB468.7 million in 2023 due to impairment loss that was recognized in connection with the termination of Phase III clinical trials of the Combination Therapy in 2023. Due to stalled progress, delays in commercialization, introduction of competitive products and our strategic decision to channel our resources to other products within the same product line with better market potential such as the combination treatment regimen of Netanasvir Phosphate and Encofosbuvir, we terminated the project, leading to a full impairment of the intangible asset.

Distribution costs

Distribution costs increased by RMB332.9 million, or 26.8%, from RMB1,244.2 million in 2022 to RMB1,577.1 million in 2023. The increase was primarily due to (i) a significant increase in labor costs from RMB433.1 million in 2022 to RMB523.8 million in 2023 due to

FINANCIAL INFORMATION

an increase in total performance bonus paid, following adjustments made to our performance evaluation and bonus scheme in order to further incentivize sales performance and (ii) a significant increase in our promotion expenses from RMB716.2 million in 2022 to RMB904.9 million in 2023, in line with our resumption of regular educational promotion activities following the resumption of normal social activities, and our enhanced marketing efforts to further boost the sales of Kewei (oseltamivir phosphate), our insulin product series and emitasvir phosphate in various sales channels.

Administrative expenses

Administrative expenses increased by RMB92.8 million, or 23.9%, from RMB387.9 million in 2022 to RMB480.7 million in 2023. The increase was primarily due to (i) an increase in labor costs as a result of an increase in share-based payment expenses to our Directors, senior management and administrative personnel in 2023, following the implementation of an equity incentive plan in June 2023, (ii) an increase in payment of taxes and surcharges from RMB60.4 million in 2022 to RMB107.8 million in 2023 in line with the expansion of our business operations in 2023 and (iii) an increase in our professional service fees from RMB14.6 million in 2022 to RMB39.8 million in 2023 due to an increase in our financing activities. The above increases were partially offset by a decrease in depreciation and amortization expenses from RMB113.8 million in 2022 to RMB61.0 million in 2023. The amortization expenses of certain of our production approvals were classified as administrative expenses before the relevant products were commercialized. Following their commercialization, the amortization expenses were recorded under cost of sales. As we had more commercialized products in 2023, this resulted in a decrease in depreciation and amortization expenses in 2023.

Research and development costs

Research and development costs increased by RMB35.8 million, or 4.5%, from RMB791.6 million in 2022 to RMB827.4 million in 2023. The increase was primarily due to an increase in our clinical trial fees from RMB201.6 million in 2022 to RMB254.2 million in 2023 due to (i) an increase in the number of our clinical trials, including the respective clinical trials of Dongningchun (Clifutinib Besylate), Insulin Degludec, Dongningsheng (HEC53856), Guangjianbao (HEC88473) and HECB1502201 and (ii) an increase in professional service fee from RMB15.7 million in 2022 to RMB45.4 million in 2023 as we incurred higher patent fees, review fees and consulting fees in connection with our innovative drugs, which was offset by a decrease in our direct materials cost from RMB117.8 million in 2022 to RMB56.4 million in 2023 as we consumed more materials in 2022 for process optimization of our insulin products, manufacturing of the NDA registration batches for Dong'anqiang (Encofosbuvir) and R&D activities relating to Dongningchun (Clifutinib Besylate), Guangjianbao (HEC88473) and Dongtongshen (Mitizodone Phosphate).

FINANCIAL INFORMATION

Reversals/(recognition) of impairment loss on trade and other receivables

We had reversals of impairment loss on trade and other receivables in the amount of RMB2.6 million in 2022 and recognition of impairment loss on trade and other receivables in the amount of RMB3.1 million in 2023. This change was primarily because we experienced an increase in impairment loss as a result of an increase in our balance of accounts receivable which in turn was caused by a significant improvement in our business performance in 2023.

Finance costs

Our finance costs decreased by RMB306.3 million or 44.6%, from RMB686.9 million in 2022 to RMB380.6 million in 2023. The decrease was primarily due to (i) a decrease in interest on financial instruments with preferential rights issued to investors from RMB172.7 million in 2022 to nil in 2023 because each of our then Pre-Listing Investors provided a confirmation to our Company and our subsidiaries that are subject to the redemption rights in March 2022, pursuant to which our Pre-Listing Investors confirmed in writing that they had waived their redemption rights against our Company and the involved subsidiaries, and as a result of which we had reclassified the underlying financial liabilities to equity and (ii) a decrease in interest on convertible bonds issued by HEC CJ Pharm from RMB257.3 million in 2022 to RMB92.2 million in 2023 because we had fully repurchased the outstanding portion of our convertible bonds in July 2023.

(Loss)/profit before taxation

As a result of the aforesaid factors, we had a loss before taxation of RMB1,479.8 million in 2022 and a profit before taxation of RMB1,385.5 million in 2023.

Income tax

We had an income tax credit of RMB63.9 million in 2022 and an income tax expense of RMB371.6 million in 2023.

(Loss)/profit for the year

We recorded loss for the year of RMB1,415.9 million in 2022 primarily because of our lower than usual sales volume of Kewei (oseltamivir phosphate) in 2022 due to travel restrictions, social-distancing measures and business closures that significantly reduced the movement of people and increased widespread preventive measures against influenza, which resulted in a significant decline in the incidence of respiratory diseases such as influenza. Our profit for the year changed from a loss for the year of RMB1,415.9 million in 2022 to a profit for the year of RMB1,013.9 million in 2023.

FINANCIAL INFORMATION

LIQUIDITY AND CAPITAL RESOURCES

Source of Liquidity and Working Capital

We have historically met our working capital and other capital requirements principally from cash generated from our operating activities, bank borrowings and equity financing. As of December 31, 2024, we had cash and cash equivalents of RMB1,480.8 million, which consisted of cash at bank and were mainly denominated in Renminbi.

Taking into account our cash and future operating cash flows and our bank loans, our Directors are satisfied, after due and careful inquiry, that we have sufficient working capital to meet our working capital requirements for at least the next 12 months from the date of publication of this Listing Document.

Cash Flows

The table below sets forth, for the years indicated, a summary of our consolidated statements of cash flows items.

	Year ended December 31,		
	2022	2023	2024
	RMB'000	RMB'000	RMB'000
Net cash generated from			
operating activities	1,160,966	1,318,106	500,532
Net cash (used in)/generated from			
investing activities	(1,109,599)	(1,682,992)	29,794
Net cash (used in)/generated from			
financing activities	(313,575)	1,314,291	(970,666)
Net (decrease)/increase in cash and			
cash equivalents	(262,208)	949,405	(440,340)
Cash and cash equivalents at January 1 . . .	1,232,268	971,510	1,920,158
Effect of foreign exchange rate changes . . .	1,450	(757)	992
Cash and cash equivalents at			
31 December	<u>971,510</u>	<u>1,920,158</u>	<u>1,480,810</u>

Net cash generated from operating activities

Cash flows from operating activities reflects (i) profit before tax adjusted for non-cash and non-operating items (such as depreciation of property, plant and equipment, finance costs, impairment provision for intangible assets, fair value change in connection with derivative financial instruments and net foreign exchange changes), (ii) the effects of movements in working capital (such as changes in inventories, trade and other receivables and trade and other payables) and (iii) other cash items (such as corporate income tax refunded or paid).

FINANCIAL INFORMATION

We had net cash generated from operating activities of RMB500.5 million in 2024, resulting from our profit before taxation of RMB141.1 million, adjustments for non-cash items of RMB903.3 million, changes in working capital of RMB296.2 million and corporate income tax paid of RMB247.6 million. Adjustments for non-cash items primarily included the adding back of (i) depreciation of RMB284.7 million, (ii) finance costs of RMB239.8 million and (iii) equity-settled share-based payment expenses of RMB266.5 million. Changes in working capital primarily included (i) an increase in inventories of RMB208.8 million and (ii) a decrease in trade and other payables of RMB88.8 million.

We had net cash generated from operating activities of RMB1,318.1 million in 2023, resulting from our profit before taxation of RMB1,385.5 million, adjustments for non-cash items of RMB1,401.7 million, changes in working capital of RMB1,238.6 million and corporate income tax paid of RMB230.5 million. Adjustments for non-cash items primarily included the adding back of (i) depreciation of RMB257.8 million, (ii) finance costs of RMB380.6 million and (iii) impairment loss on intangible assets of RMB468.7 million. Changes in working capital primarily included (i) an increase in inventories of RMB162.5 million and (ii) a decrease in trade and other payables of RMB1,122.5 million.

We had net cash generated from operating activities of RMB1,161.0 million in 2022, resulting from our loss before taxation of RMB1,479.8 million, adjustments for non-cash items of RMB2,438.2 million, changes in working capital of RMB459.2 million and corporate income tax paid of RMB256.6 million. Adjustments for non-cash items primarily included the adding back of (i) depreciation of RMB231.0 million, (ii) finance costs of RMB686.9 million, (iii) fair value change on derivative financial instruments embedded in convertible bonds issued by HEC CJ Pharm of RMB859.6 million and (iv) net foreign exchange loss of RMB280.3 million. Changes in working capital primarily included (i) an increase in trade and other payables of RMB1,006.7 million and (ii) an increase in trade and other receivables of RMB511.3 million.

Net cash generated from/(used in) investing activities

During the Track Record Period, our cash used in investing activities mainly consisted of payment for the purchase of property, plant and equipment, payment for development cost, payment for the purchase of intangible assets, decrease/increase in restricted cash, payment for purchase of financial assets measured at FVPL and proceeds received from financial assets measured at FVPL. Our cash generated from investing activities consisted of proceeds from disposal of financial assets measured at FVPL.

We had net cash generated from investing activities of RMB29.8 million in 2024, primarily resulting from (i) payments for purchase of property, plant and equipment of RMB1,061.9 million and (ii) a decrease in restricted cash of RMB1,131.7 million.

FINANCIAL INFORMATION

We had net cash used in investing activities of RMB1,683.0 million in 2023, primarily resulting from (i) payments for purchase of property, plant and equipment of RMB332.4 million and (ii) increase in restricted cash of RMB1,457.0 million.

We had net cash used in investing activities of RMB1,109.6 million in 2022, primarily resulting from (i) payments for purchase of property, plant and equipment of RMB563.0 million, (ii) payments for development costs of RMB237.0 million and (iii) payments for purchase of intangible assets of RMB217.2 million.

Net cash generated from/(used in) financing activities

During the Track Record Period, our cash generated from financing activities mainly consisted of proceeds from bank loans, advance from the related parties, proceeds from capital contribution from shareholders and deemed contribution from a shareholder. Our cash used in financing activities during the Track Record Period mainly consisted of acquisition of a subsidiary under common control, HEC CJ Pharm (the “acquisition of HEC CJ Pharm”), repayments of bank loans, payments for capital element of obligations arising from sale and leaseback transactions, repurchase of convertible bonds issued by HEC CJ Pharm, interest paid and repayment to the related parties.

We had net cash used in financing activities of RMB970.7 million in 2024, primarily attributable to repayments of bank loans of RMB3,792.2 million, which was partially offset by proceeds from bank loans of RMB3,100.9 million.

We had net cash generated from financing activities of RMB1,314.3 million in 2023, primarily attributable to proceeds from bank loans of RMB2,682.2 million, proceeds from capital contribution from shareholders of RMB1,630.0 million and deemed contribution from a shareholder of RMB2,312.3 million, which was partially offset by repayments of bank loans of RMB1,123.9 million, repurchase of convertible bonds issued by HEC CJ Pharm of RMB3,048.0 million and net repayment to related parties of RMB1,255.8 million.

We had net cash used in financing activities of RMB313.6 million in 2022, primarily resulting from payment for acquisition of a subsidiary under common control of RMB1,841.6 million and repayments of bank loans of RMB1,499.1 million and repurchase of convertible bonds issued by HEC CJ Pharm of RMB971.4 million, which was partially offset by proceeds from bank loans of RMB1,897.0 million and net advance from related parties of RMB2,369.7 million.

FINANCIAL INFORMATION

Capital Expenditures

The table below sets forth, for the years indicated, a summary of our capital expenditures.

	Year ended December 31,		
	2022	2023	2024
	<i>RMB'000</i>	<i>RMB'000</i>	<i>RMB'000</i>
Payments for purchase of property, plant and equipment	563,001	332,423	1,061,906
Payments for purchase of intangible assets	217,196	40,480	–
Payments for development costs	237,040	162,319	163,299
Total	<u>1,017,237</u>	<u>535,222</u>	<u>1,225,205</u>

During the Track Record Period, our capital expenditures comprised of expenditures for the purchase of property, plant and equipment, purchase of intangible assets and payment for capitalized development cost. Our capital expenditures decreased from RMB1,017.2 million in 2022 to RMB535.2 million in 2023 due to higher payments in 2022 for the construction of manufacturing facilities for our insulin products and higher payments for drug approval of our generic drugs. Our capital expenditures then increased to RMB1,225.2 million in 2024 as we purchased properties for research and development and market development needs in 2024. We funded our capital expenditure requirements during the Track Record Period mainly by our bank balances, cash flow generated from operating activities and bank borrowings. We intend to finance such capital expenditures with our existing cash and bank balances and cash generated from operating activities.

NET CURRENT (LIABILITIES)/ASSETS

We had net current liabilities of RMB4,807.7 million, net current assets of RMB234.0 million, net current assets of RMB164.5 million and net current assets of RMB190.5 million as of December 31, 2022, 2023 and 2024 and April 30, 2025, respectively. The table below sets forth, as of the dates indicated, our current assets, current liabilities and net current (liabilities)/assets.

FINANCIAL INFORMATION

	As of December 31,			As of
	2022	2023	2024	April 30,
	RMB'000	RMB'000	RMB'000	2025
				RMB'000 (unaudited)
Current assets				
Inventories	366,473	528,980	737,821	777,078
Prepayments	137,972	358,864	426,380	790,164
Trade and other receivables	2,274,423	2,018,488	1,894,293	1,804,873
Financial assets measured at FVPL	290,000	18,686	3,839	5,839
Restricted cash	110,270	1,567,300	435,617	308,009
Cash and cash equivalents	971,510	1,920,158	1,480,810	1,302,078
Total current assets	4,150,648	6,412,476	4,978,760	4,988,041
Current liabilities				
Contract liabilities	84,528	117,375	155,019	131,161
Trade and other payables	4,917,390	2,594,007	2,421,629	2,214,419
Bank loans and other borrowings	1,007,145	3,289,197	2,196,225	2,405,206
Lease liabilities	33,611	31,703	41,147	45,954
Interest-bearing borrowings	2,906,963	–	–	–
Current taxation	8,672	146,209	231	807
Total current liabilities	8,958,309	6,178,491	4,814,251	4,797,547
Net current (liabilities)/assets	(4,807,661)	233,985	164,509	190,494

We recorded net current assets of RMB190.5 million as of April 30, 2025 and net current assets of RMB164.5 million as of December 31, 2024. Such increase was primarily due to (i) an increase in prepayments from RMB426.4 million as of December 31, 2024 to RMB777.1 million as of April 30, 2025 as we enhanced our marketing and brand promotion activities and (ii) a decrease in trade and other payables from RMB2,421.6 million as of December 31, 2024 to RMB2,214.4 million as of April 30, 2025 primarily due to payments to suppliers, which was partially offset by (i) a decrease in restricted cash from RMB435.6 million as of December 31, 2024 to RMB308.0 million as of April 30, 2025 primarily resulting from the release of loan guarantee deposits and (ii) an increase in current bank loans and other borrowings from RMB2,196.2 million as of December 31, 2024 to RMB2,405.2 million as of April 30, 2025 to supplement our working capital.

Our net current assets decreased from RMB234.0 million as of December 31, 2023 to RMB164.5 million as of December 31, 2024 and such decrease was primarily due to (i) a decrease in our restricted cash from RMB1,567.3 million as of December 31, 2023 to RMB435.6 million as of December 31, 2024 and (ii) a decrease in cash and cash equivalents from RMB1,920.2 million as of December 31, 2023 to RMB1,480.8 million as of December 31, 2024 due to the repayment of our bank loans and increased capital expenditure.

FINANCIAL INFORMATION

We recorded net current liabilities of RMB4,807.7 million as of December 31, 2022 and net current assets of RMB234.0 million as of December 31, 2023 and such improvement was primarily due to (i) an increase in our restricted cash from RMB110.3 million as of December 31, 2022 to RMB1,567.3 million as of December 31, 2023 and an increase in our cash and cash equivalents from RMB971.5 million as of December 31, 2022 to RMB1,920.2 million as of December 31, 2023, both of which were in line with an overall improvement in our business performance, (ii) a decrease in our trade and other payables from RMB4,917.4 million as of December 31, 2022 to RMB2,594.0 million as of December 31, 2023 due to our repayment of borrowings from related parties which resulted in a decrease in amounts due to related parties and (iii) a decrease in our current interest-bearing borrowings from RMB2,907.0 million as of December 31, 2022 to nil as of December 31, 2023 because we fully repurchased all outstanding convertible bonds issued by HEC CJ Pharm pursuant to bond purchase agreements entered into with our bondholders in July 2023, which was offset by an increase in our current bank loans and other borrowings from RMB1,007.1 million as of December 31, 2022 to RMB3,289.2 million as of December 31, 2023 due to an increase in bank loans for the purposes of repurchasing our outstanding convertible bonds.

CERTAIN CURRENT BALANCE SHEET ITEMS

Inventories

Our inventories primarily consist of raw materials for the manufacture of our products, work in progress, finished goods and goods in transit. In general, we manage our inventories by reference to our production target for a given period. Such production targets were set by reference to our estimation of the demand for our products. Accordingly, we believe that we effectively managed our inventories during the Track Record Period.

The table below sets forth, as of the dates indicated, our balance of inventories.

	As of December 31,		
	2022	2023	2024
	<i>RMB'000</i>	<i>RMB'000</i>	<i>RMB'000</i>
Raw materials	236,375	334,967	412,554
Work in progress	73,510	102,955	123,689
Finished goods	51,627	85,265	198,770
Goods in transit	4,961	5,793	2,808
Total	<u>366,473</u>	<u>528,980</u>	<u>737,821</u>

FINANCIAL INFORMATION

Our inventories increased from RMB366.5 million as of December 31, 2022 to RMB529.0 million as of December 31, 2023, primarily reflecting an increase in the overall scale of our operations. Our inventories further increased to RMB737.8 million as of December 31, 2024, primarily due to (i) an increase in finished goods, resulting from a lower incidence of seasonal flu outbreaks in 2024 which led to lower than expected sales of Kewei (oseltamivir phosphate) and (ii) an increase in raw materials as all five of our insulin products have been included in the VBP schemes in 2024. Please see “Business — Inventory management” for more information on our inventory management policies.

The table below sets forth, as of the dates indicated, the aging analysis of our inventories.

	As of December 31,		
	2022	2023	2024
	<i>RMB'000</i>	<i>RMB'000</i>	<i>RMB'000</i>
Within 1 year	316,696	445,446	597,816
1 to 2 years	28,105	59,509	94,340
2 to 3 years	10,031	9,121	28,344
Over 3 years	11,641	14,904	17,321
Total	<u>366,473</u>	<u>528,980</u>	<u>737,821</u>

The table below sets forth, as of the dates indicated, the aging analysis of the finished goods in our inventories and their respective remaining shelf lives.

	As of December 31					
	2022		2023		2024	
	<i>RMB'000</i>	<i>Remaining shelf life (Year)</i>	<i>RMB'000</i>	<i>Remaining shelf life (Year)</i>	<i>RMB'000</i>	<i>Remaining shelf life (Year)</i>
Within 1 year . . .	45,613	2.1	80,435	2.2	193,450	2.1
1 to 2 years	4,844	1.8	4,402	1.2	3,662	1.4
2 to 3 years	1,033	0.9	379	1.3	1,658	0.6
over 3 years	137	0.5	49	0.7	—	—
Total	<u>51,627</u>		<u>85,265</u>		<u>198,770</u>	

FINANCIAL INFORMATION

The table below sets forth the shelf life and aging analysis of the finished goods of our major products, which contributed an important portion of our revenue during the Track Record Period or are expected to contribute to our future growth.

As of December 31,																	
2022				2023				2024									
Therapeutic area	Major product	Shelf life	Within 1 year	1 to 2 years	2 to 3 years	Over 3 years	Within 1 year	1 to 2 years	2 to 3 years	Over 3 years	Within 1 year	Remaining shelf life (Year)	1 to 2 years	Remaining shelf life (Year)	2 to 3 years	Over 3 years	Remaining shelf life (Year)
		Months	RMB'000				RMB'000				RMB'000						
Infectious diseases	Oselamivir Phosphate	24-48	1,616	-	-	-	46,149	2	-	-	125,040	1.7	-	-	-	-	-
	Clarithromycin	36-48	2,519	29	42	22	597	99	-	-	9,444	2.9	-	-	-	-	-
	Moxifloxacin Hydrochloride	36	3,337	2,053	-	-	1,408	-	379	-	7,537	2.7	-	-	-	-	-
Chronic disease	Tablets																
	Emitasvir Phosphate Capsules	48	-	-	-	-	659	-	-	-	1,302	2.8	-	-	-	-	-
	Levofloxacin Tablets	36	91	1,708	-	-	118	-	-	-	284	3.0	-	-	-	-	-
	Benzbromarone Tablets	36	1,914	33	-	-	591	-	-	-	2,120	2.9	-	-	-	-	-
treatment drugs	Esomeprazole Magnesium	36	3,150	-	-	-	20	1,193	-	-	165	2.4	-	-	-	-	-
	Enteric-Coated Capsules																
	Telmisartan Tablets	36	1,950	-	-	-	3,319	-	-	-	2,846	2.6	-	-	-	-	-
	Insulin Injections ⁽¹⁾	36	20,486	851	-	-	11,481	901	-	-	16,589	2.3	2,290	1.2	1,159	0.7	-
	Olmesartan Medoxomil Tablets	24	-	-	-	-	2,294	-	-	-	1,800	1.6	-	-	-	-	-

Note:

- (1) Our insulin products include (i) Human Insulin Injection, (ii) Mixed Protamine Human Insulin Injection (30R), (iii) Insulin Glargine Injection, (iv) Insulin Aspart Injection, and (v) Insulin Aspart 30 Injection.

FINANCIAL INFORMATION

The table below sets forth, for the years indicated, the average inventory turnover days.

	Year ended December 31,		
	2022	2023	2024
Average inventory turnover days ⁽¹⁾	<u>142.6</u>	<u>124.9</u>	<u>240.8</u>

Note:

- (1) Average inventory turnover days are based on the average balance of inventory divided by cost of sales for the relevant year and multiplied by 365 days. Average balance is calculated as the average of the beginning balance and ending balance of a given year.

Our average inventory turnover days decreased from 142.6 days in 2022 to 124.9 days in 2023 in line with a continued improvement of our overall business performance. Our average inventory turnover days further increased to 240.8 days in 2024 primarily due to an increase in our inventory as a result of a lower incidence of seasonal flu outbreaks.

We closely monitor our inventory levels; for details of our inventory management policies, please see “Business — Inventory Management”. In view of the increasing inventory turnover days, we have also implemented enhanced measures designed to optimize our inventory management and ensure a responsive and efficient supply chain. For instance, we are strengthening market research efforts to develop precision marketing strategies. This includes establishing long-term partnership agreements with key customers to deepen collaborative relationships and stabilize product sales channels. Further, we are enhancing real-time information sharing between our production and sales teams. We adjust production plans weekly based on the recent sales data and market forecasts, aligning production with demand. Additionally, we are adopting lean manufacturing principles to improve operational efficiency.

As of April 30, 2025, RMB253.2 million or 34.3% of our inventories as of December 31, 2024 had been subsequently utilized. Our Directors are of the view that there is no material recoverability issue for our inventories because (i) Kewei (oseltamivir phosphate) inventories are subject to cyclical demand fluctuations aligned with seasonal influenza patterns (according to the Frost & Sullivan Report, the size of the anti-influenza drug market in China is expected to increase by 31.3% from RMB6.7 billion in 2024 to RMB8.8 billion in 2025, and sales of Kewei (oseltamivir phosphate) is expected to increase accordingly), (ii) our five insulin products’ inclusion in the VBP schemes in 2024 guarantees stable purchases by public hospitals, ensuring utilization of finished goods and raw materials, (iii) our procurement or manufacturing of inventory is aligned with our order backlogs and production plans, thereby minimizing the risk of low net realizable value and (iv) we continuously optimize our inventory management policies, including but not limited to procuring materials based on production schedules and regularly monitoring inventory levels to ensure appropriate stock conditions.

FINANCIAL INFORMATION

Prepayments (Current portion)

Our current portion of prepayments consist of prepayments for materials and prepayments for services.

The table below sets forth, as of the dates indicated, a breakdown of the current portion of our prepayments.

	As of December 31,		
	2022	2023	2024
	<i>RMB'000</i>	<i>RMB'000</i>	<i>RMB'000</i>
Prepayments for materials	41,653	32,715	66,063
Prepayments for services	96,319	326,149	360,317
Total	<u>137,972</u>	<u>358,864</u>	<u>426,380</u>

Our current prepayments increased from RMB138.0 million as of December 31, 2022 to RMB358.9 million as of December 31, 2023 and RMB426.4 million as of December 31, 2024, primarily reflecting an increase in our prepayments for services as we had engaged in more robust marketing and branding activities during the same period.

Trade and Other Receivables

Our trade and other receivables consist of trade receivables, bills receivable, VAT recoverable and other receivables.

The table below sets forth, as of the dates indicated, our trade and other receivables.

	As of December 31,		
	2022	2023	2024
	<i>RMB'000</i>	<i>RMB'000</i>	<i>RMB'000</i>
Trade receivables			
– Related parties	–	1,643	484
– Third parties	692,714	1,827,441	1,478,085
	692,714	1,829,084	1,478,569
Bills receivable	127,545	93,889	388,561
Less: loss allowance	(11,607)	(16,586)	(144,574)
	<u>808,652</u>	<u>1,906,387</u>	<u>1,722,556</u>
VAT recoverable	41,677	63,365	110,009
Other receivables			
– Related parties	1,398,718	189	121

FINANCIAL INFORMATION

	As of December 31,		
	2022	2023	2024
	<i>RMB'000</i>	<i>RMB'000</i>	<i>RMB'000</i>
– Third parties	34,438	55,974	66,191
	1,433,156	56,163	66,312
Less: loss allowance	(9,062)	(7,427)	(4,584)
	1,465,771	112,101	171,737
Total	<u>2,274,423</u>	<u>2,018,488</u>	<u>1,894,293</u>

Our trade and other receivables decreased from RMB2,274.4 million as of December 31, 2022 to RMB2,018.5 million as of December 31, 2023, primarily due to a decrease in other receivables from RMB1,433.2 million as of December 31, 2022 to RMB56.2 million as of December 31, 2023, which reflects repayment received from related parties on outstanding loans in 2023, which was partially offset by an increase in our trade and bills receivables from RMB808.7 million as of December 31, 2022 to RMB1,906.4 million as of December 31, 2023, primarily because there was a significant increase in sales in 2023 as compared to 2022, in line with an improvement in our business operations, resulting in an increased amount of trade and bills receivables as of December 31, 2023. Our trade and other receivables further decreased to RMB1,894.3 million as of December 31, 2024, primarily due to a decrease in trade and bills receivables from RMB1,906.4 million as of December 31, 2023 to RMB1,722.6 million as of December 31, 2024 primarily because of the decrease in demand for our oseltamivir phosphate products caused by a lower incidence of seasonal flu outbreaks in 2024, which resulted in lower revenue.

The table below sets forth, as of the dates indicated, an aging analysis of our trade and bills receivables, net of loss allowance, based on the respective invoice dates.

	As of December 31,		
	2022	2023	2024
	<i>RMB'000</i>	<i>RMB'000</i>	<i>RMB'000</i>
Within 3 months	710,461	1,655,532	862,710
More than 3 months but within 1 year . .	98,137	250,733	793,625
More than 1 year	54	122	66,221
Total	<u>808,652</u>	<u>1,906,387</u>	<u>1,722,556</u>

We typically offer a credit period of not more than 90 days to our customers. For details of our credit policy to customers, please see “Business — Sales, Marketing and Distribution — Our Distributor Network”.

FINANCIAL INFORMATION

Our management monitors the recoverability of overdue trade and bills receivables, and we provide for impairment of these trade and bills receivables according to the relevant accounting policies. We, in accordance with the relevant accounting standards, recorded loss allowance of RMB11.6 million, RMB16.6 million and RMB144.6 million as of December 31, 2022, 2023 and 2024, respectively, primarily representing overdue amounts from customers.

To manage risks arising from trade and bills receivables, we maintain frequent communications with our customers to ensure effective credit control. The good credit history of our customers and our stable relationship with them also contribute to the relatively long credit term to them, and we believe that the credit risk inherent in our outstanding trade and bills receivables balances due from them is relatively low. We have adopted credit control measures to improve the trade and bills receivables situation. Our business and finance teams prepare trade and bills receivables details on a monthly basis according to the amount of revenue recognized and the amount of cash collection. The details of these trade and bills receivables are allocated to assigned personnel to follow up, including performing balance reconciliation, summarization of cash collection details and trade and bills receivables collection forecast. Meanwhile, we measure loss allowances for trade and bills receivables at an amount equal to the lifetime expected credit losses, which is calculated using a provision matrix. See “— Quantitative and Qualitative Disclosure About Financial Risk — Credit Risk” for details.

We have also taken more active steps to mitigate risk exposure to customers with potential delay settlement of trade and bills receivables and in collecting the outstanding trade and bills receivables, such as (i) allocating additional human resources to enhance collection efforts for trade and bills receivables, (ii) establishing a performance evaluation mechanism to motivate our sales team in this effort, with clear performance indicators, such as collection rate and collection time, (iii) closely supervising the collection process for trade and bills receivables, (iv) regularly following up with customers regarding outstanding receivables, (v) improving the negotiation process for future sales contracts and (vi) building stronger relationships with customers who have a robust credit profile.

As of April 30, 2025, we have subsequently settled RMB926.3 million, or 53.8%, of our outstanding trade and bills receivables as of December 31, 2024. Based on the above, our Directors are of the view that we have maintained effective credit control measures to monitor and improve our credit risks.

FINANCIAL INFORMATION

The table below sets forth, for the years indicated, the average trade and bills turnover days.

	Year ended December 31,		
	2022	2023	2024
Average trade and bills receivables turnover days ⁽¹⁾	<u>60.8</u>	<u>77.6</u>	<u>164.8</u>

Note:

- (1) Average trade and bills receivables turnover days are based on the average balance of trade and bills receivables divided by turnover for the relevant year and multiplied by 365 days. Average balance is calculated as the average of the beginning balance and ending balance of a given year.

In 2022, 2023 and 2024, our average trade and bills receivables turnover days were 60.8 days, 77.6 days, and 164.8 days, respectively. Our average trade and bills receivables turnover days in 2022 and 2023 remained relatively stable. Our average trade and bills receivables turnover days in 2024 increased to 164.8 days primarily due to a reduction in seasonal flu outbreaks in 2024, which led to a decline in sales of our major distributors and consequently slowed down our payment collection from these distributors. In 2024, our major distributors increased the purchases of Kewei (oseltamivir phosphate) based on metrics such as regional population data and projected pandemic scale to ensure sufficient drug supply amid uncertainties around the timing and severity of potential outbreaks. However, the actual severity and duration of the flu season were lower than anticipated, resulting in inventory levels exceeding actual market demand. This led to slower inventory turnover for our distributors, which in turn extended our receivables collection period. In view of the challenging market conditions in 2024, we strategically opted to temporarily extend the credit terms for some of our distributors after good-faith negotiations, with the aim of supporting their liquidity needs. We do not consider that the increase in the average trade receivables turnover days during the Track Record Period had or will have a material adverse effect on our cash generated from our operating activities for the following reasons: (i) based on the Frost & Sullivan Report, the size of the anti-influenza drug market is expected to increase by 31.3% from RMB6.7 billion in 2024 to RMB8.8 billion in 2025 and demand for antiviral medications will increase accordingly, and we expect the existing inventory of Kewei (oseltamivir phosphate) held by our distributors to be fully sold in 2025, (ii) majority of our trade and bills receivables are due from major customers that are leading nationwide distributors with strong financial resilience and (iii) we maintain long-term strategic collaborations with our major customers, supported by a dedicated sales team that closely monitors inventory levels, sales trends, and payment collections across key distribution channels. Our Directors are of the view that the risk of not being able to recover the trade and bills receivables is relatively low based on the factors mentioned above and our evaluation of the historical credit standing, ongoing monitoring and the credit records of these customers, and that sufficient loss allowance in respect with our trade and bills receivables has been made.

FINANCIAL INFORMATION

Financial Assets Measured at Fair Value through Profit or Loss (“FVPL”) (Current portion)

Our current financial assets measured at fair value through profit or loss primarily consist of investments in a trust management scheme and foreign currency option contracts. We recorded current financial assets measured at FVPL of RMB290.0 million, RMB18.7 million and RMB3.8 million as of December 31, 2022, 2023 and 2024, respectively, which reflects our investments in a short-term trust management scheme in 2022, and our entry into short-term foreign currency option contracts with licensed financial institutions in 2023 to hedge against the risk of foreign exchange fluctuations arising our USD-denominated interest-bearing borrowings. We no longer hold any investments in short-term trust management scheme and short-term foreign currency option contracts as of December 31, 2024, resulting in a decrease in current financial assets measured at FVPL.

Investment and treasury management policies

Our Board and finance department are mainly responsible for making, implementing and supervising our investment decisions. We implemented during the Track Record Period, and will continue to implement, the following investment and treasury policies:

- the purpose of our investment in financial instruments is to preserve the time value of our cash reserves and to fund our business;
- we only invest in financial instruments when we have surplus cash that is not required for our short-term working capital purposes;
- our finance department is responsible for evaluating the terms of our investment proposals in financial instruments (including, among others, price, liquidity, and expected return), and presenting the investment proposals to the relevant internal governance authority for consideration and approval, each on a case-by-case basis depending on the scale of the proposed investment. Upon approval of the investment proposals, our finance department is responsible for the purchase and management of our financial instruments;
- we evaluate the risk associated with the underlying financial instruments against our liquidity and working capital requirements; and
- in order to ensure that we are in full compliance with national laws and regulations and to minimize our exposure to foreign exchange risk, we only invest in foreign currency option contracts issued by financial institutions approved by SAFE and the PBOC to engage in foreign currency transactions, and our foreign currency related investment proposal plans are subject to stringent internal review and approval procedures taking into consideration the above-mentioned factors.

In addition, we will comply with the requirements under Chapter 14 of the Listing Rules and disclose the details of our investments or other notifiable transactions to the extent necessary and as appropriate after the Listing.

FINANCIAL INFORMATION

Restricted Cash

Our restricted cash increased from RMB110.3 million as of December 31, 2022 to RMB1,567.3 million as of December 31, 2023 as we increased our bank loans in order to repurchase our outstanding convertible bonds issued by HEC CJ Pharm, subject to which we were required to place funds in escrow. Our restricted cash decreased to RMB435.6 million as of December 31, 2024 because we fully repaid the bank loans that were utilized for the repurchase of outstanding convertible bonds issued by HEC CJ Pharm. As a result of this repayment, a portion of our restricted cash was released from escrow.

Cash and Cash Equivalents

Our cash and cash equivalents primarily consist of cash at bank and cash on hand. Our cash and cash equivalents increased from RMB971.5 million as of December 31, 2022 to RMB1,920.2 million as of December 31, 2023 in line with a significant improvement in our business operations as a result of the resumption of normal social activities. Our cash and cash equivalents decreased from RMB1,920.2 million as of December 31, 2023 to RMB1,480.8 million as of December 31, 2024 due to repayment of bank loans and increases in capital expenditure.

Contract Liabilities

Our contract liabilities primarily consist of advances from customers who are third parties. Our contract liabilities increased significantly from RMB84.5 million as of December 31, 2022 to RMB117.4 million as of December 31, 2023 due to a significant increase in demand for anti-infective drugs in 2023 following the gradual resumption of business activities which caused an increase in the incidence of influenza in the PRC. Our contract liabilities further increased from RMB117.4 million as of December 31, 2023 to RMB155.0 million as of December 31, 2024 primarily due to advances from 3SBIO pursuant to the Clifutinib Agreement.

As of April 30, 2025, RMB53.3 million or 34.3% of our contract liabilities as of December 31, 2024 had been subsequently recognized as revenue.

FINANCIAL INFORMATION

Trade and Other Payables

Our trade and other payables consist of trade and bills payable related to our cost of sales and research and development costs, amounts due to related parties, VAT and other taxes payable, accrued payroll and benefits, accrued expenses, accrued royalties and other payables for purchasing fixed assets and other payables.

The table below sets forth, as of the dates indicated, our trade and other payables.

	As of December 31,		
	2022	2023	2024
	<i>RMB'000</i>	<i>RMB'000</i>	<i>RMB'000</i>
Trade payables			
– Related parties	66,165	88,074	101,848
– Third parties	408,728	548,857	691,060
	474,893	636,931	792,908
Bills payable	269,883	207,435	537,948
Other non-trade payables to related parties	2,402,404	–	–
VAT and other taxes payable	157,903	152,810	98,330
Accrued payroll and benefits	304,971	335,524	193,226
Accrued expenses	740,417	660,281	589,687
Accrued royalty fee	261,585	356,669	2,630
Other payables for purchasing fixed assets	172,111	136,106	154,303
Other payables	133,223	107,112	52,597
Foreign currency option contracts	–	1,139	–
Total	<u>4,917,390</u>	<u>2,594,007</u>	<u>2,421,629</u>

Our trade and other payables decreased from RMB4,917.4 million as of December 31, 2022 to RMB2,594.0 million as of December 31, 2023, primarily due to the repayment of borrowings from related parties which was reflected in a decrease in the amounts due to related parties. Our trade and other payables further decreased to RMB2,421.6 million as of December 31, 2024 due to a decrease in accrued royalty fee from RMB356.7 million as of December 31, 2023 to RMB2.6 million as of December 31, 2024 because of the settlement of the royalty fee to the Oseltamivir Phosphate Licensor in March 2024 and payments to the Poisons and Drugs Research Office, which was partially offset by an increase in bills payable from RMB207.4 million as of December 31, 2023 to RMB537.9 million as of December 31, 2024 as we increased the use of bills payable to improve our capital efficiency and extend payment cycles.

FINANCIAL INFORMATION

The table below sets forth, as of the dates indicated, an aging analysis of trade and bills payables.

	As of December 31,		
	2022	2023	2024
	<i>RMB'000</i>	<i>RMB'000</i>	<i>RMB'000</i>
Within 1 month	319,969	470,643	528,819
Over 1 month but within 3 months	96,040	104,209	182,142
Over 3 months but within 1 year	254,895	234,128	552,410
Over 1 year	<u>73,872</u>	<u>35,386</u>	<u>67,485</u>
Total	<u><u>744,776</u></u>	<u><u>844,366</u></u>	<u><u>1,330,856</u></u>

Our trade and bills payables are non-interest-bearing. During the Track Record Period, we were typically granted credit period of approximately 30 to 90 days from our suppliers.

As of April 30, 2025, we have subsequently settled RMB630.6 million, or 47.4%, of our outstanding trade and bills payables as of December 31, 2024.

The table below sets forth, for the years indicated, the average trade and bills payables turnover days.

	Year ended December 31,		
	2022	2023	2024
Average trade and bills payables turnover days ⁽¹⁾	<u><u>311.2</u></u>	<u><u>221.6</u></u>	<u><u>413.4</u></u>

Note:

- (1) Average trade and bills payables turnover days are based on the average balance of trade and bills payables divided by cost of sale for the relevant year and multiplied by 365 days. Average balance is calculated as the average of the beginning balance and ending balance of a given year.

For 2022, 2023 and 2024, our average trade and bills payables turnover days were 311.2 days, 221.6 days and 413.4 days. A portion of our trade and bills payables was related to our research and development costs. However, such costs were not accounted for in the calculation of our average trade payables turnover days. The decrease in our average trade payables turnover days from 2022 to 2023 primarily reflected our ability to settle our outstanding trade payables more quickly due to an increase in our working capital. The increase in our average trade and bills payables turnover days in 2024 was mainly attributable to our enhanced bargaining power with our suppliers for more favorable credit terms. During the Track Record Period, we did not default on any trade payables that would have a material adverse effect on our financial position.

FINANCIAL INFORMATION

CERTAIN NON-CURRENT BALANCE SHEET ITEMS

Property, Plant and Equipment

Our property, plant and equipment primarily consist of (i) plant and buildings, (ii) machinery, (iii) office equipment and others, (iv) motor vehicles and (v) construction in progress.

The table below sets forth, as of the dates indicated, a breakdown of our property, plant and equipment.

	As of December 31,		
	2022	2023	2024
	<i>RMB'000</i>	<i>RMB'000</i>	<i>RMB'000</i>
Plant and buildings	1,544,164	1,571,739	1,523,619
Machinery	812,472	1,029,713	1,034,919
Office equipment and others	493,191	479,867	505,229
Motor vehicles	2,772	5,399	5,624
Construction in progress	675,453	645,282	827,172
Total	<u>3,528,052</u>	<u>3,732,000</u>	<u>3,896,563</u>

Our property, plant and equipment increased from RMB3,528.1 million as of December 31, 2022 to RMB3,732.0 million as of December 31, 2023 and RMB3,896.6 million as of December 31, 2024, primarily reflecting the expansion of our manufacturing facilities for the production of new biosimilar and generic drugs and the construction of our new facility for our innovative drugs.

Right-of-use Assets

Our right-of-use assets primarily consist of our ownership interests in leasehold land held for own use and other properties leased for own use.

The table below sets forth, as of the dates indicated, a breakdown of our right-of-use assets.

	As of December 31,		
	2022	2023	2024
	<i>RMB'000</i>	<i>RMB'000</i>	<i>RMB'000</i>
Ownership interests in leasehold land			
held for own use	360,362	351,444	342,526
Other properties leased for own use . . .	114,095	96,092	151,901
Total	<u>474,457</u>	<u>447,536</u>	<u>494,427</u>

FINANCIAL INFORMATION

Our right-of-use assets remained relatively stable at RMB474.5 million and RMB447.5 million as of December 31, 2022 and 2023, respectively. Our right-of-use assets increased to RMB494.4 million as of December 31, 2024 due to the renewal of a five-year lease agreement in 2024 for certain leased properties for our own use as office premises, laboratories for research and development and dormitories.

Intangible Assets

Our intangible assets primarily consist of (i) hepatitis C drugs patent, (ii) hepatitis C drugs capitalized development costs, (iii) insulin intellectual property rights, (iv) insulin capitalized development costs, (v) other drugs (generic drug) intellectual property rights, and (vi) other drugs capitalized development costs.

The table below sets forth, as of the dates indicated, a breakdown of our intangible assets.

	As of December 31,		
	2022	2023	2024
	RMB'000	RMB'000	RMB'000
<i>Hepatitis C drugs</i>			
– Patents	242,463	73,119	65,489
– Capitalized development costs	247,561	110,229	117,069
<i>Insulin</i>			
– Intellectual property rights	234,387	300,946	265,253
– Capitalized development costs	144,260	93,399	135,224
<i>Other drugs</i>			
– Generic drug intellectual property rights	810,980	675,459	516,852
– Capitalized development costs	235,206	351,893	473,569
Total	<u>1,914,857</u>	<u>1,605,045</u>	<u>1,573,456</u>

Our intangible assets decreased from RMB1,914.9 million as of December 31, 2022 to RMB1,605.0 million as of December 31, 2023, primarily reflecting (i) the annual amortization of our intangible assets and (ii) the impairment loss that was recognized in connection with the termination of our research and development project of a combination treatment regimen for hepatitis C, which was a strategic decision so that we can channel our resources to other products within the same product line with better market potential. Our intangible assets further decreased to RMB1,573.5 million as of December 31, 2024 due to the annual amortization of our intangible assets.

FINANCIAL INFORMATION

INDEBTEDNESS

Except as discussed below, we did not have any material mortgages, charges, debentures, loan capital, debt securities, loans, bank overdrafts or other similar indebtedness, finance lease or hire purchase commitments, liabilities under acceptance (other than normal trade bills), acceptance credits, which are either guaranteed, unguaranteed, secured or unsecured, or guarantees or other contingent liabilities as of April 30, 2025. Our Directors confirm that there had been no material change in our indebtedness since April 30, 2025 and up to the date of this Listing Document.

During the Track Record Period, our indebtedness principally consisted of bank loans and other borrowings, lease liabilities and interest-bearing borrowings. The table below sets forth, as of the dates indicated, a summary of our indebtedness.

	As of December 31,			As of April 30,
	2022	2023	2024	2025
	RMB'000	RMB'000	RMB'000	RMB'000 (unaudited)
Included in current liabilities				
Bank loans	915,431	2,908,886	1,921,061	2,036,097
Obligations arising from sale and leaseback transactions	91,714	380,311	275,164	369,109
Lease liabilities	33,611	31,703	41,147	45,954
Interest-bearing borrowings	2,906,963	—	—	—
Sub-total	<u>3,947,719</u>	<u>3,320,900</u>	<u>2,237,372</u>	<u>2,451,160</u>
Included in non-current liabilities				
Bank loans	2,187,529	1,761,498	2,093,515	2,337,355
Obligations arising from sale and leaseback transactions	62,500	199,815	193,553	235,866
Lease liabilities	82,689	68,578	99,741	124,871
Sub-total	<u>2,332,718</u>	<u>2,029,891</u>	<u>2,386,809</u>	<u>2,698,092</u>
Total	<u><u>6,280,437</u></u>	<u><u>5,350,791</u></u>	<u><u>4,624,181</u></u>	<u><u>5,149,252</u></u>

Bank Loans and Other Borrowings

Our bank loans and other borrowings primarily consist of bank loans and obligations arising from sale and leaseback transactions.

FINANCIAL INFORMATION

The following table sets forth the maturity profile of our bank loans as of the dates indicated:

	As of December 31,		
	2022	2023	2024
	<i>RMB'000</i>	<i>RMB'000</i>	<i>RMB'000</i>
Within 1 year or on demand	915,431	2,908,886	1,921,061
After 1 year but within 2 years	413,291	734,498	1,090,111
After 2 years but within 5 years	1,709,013	1,027,000	918,070
After 5 years	65,225	—	85,334
Total	<u>3,102,960</u>	<u>4,670,384</u>	<u>4,014,576</u>

The following table sets forth a breakdown of our secured and unsecured bank loans as of the dates indicated:

	As of December 31,		
	2022	2023	2024
	<i>RMB'000</i>	<i>RMB'000</i>	<i>RMB'000</i>
Unsecured	40,055	149,802	662,320
Secured ⁽¹⁾	3,062,905	4,520,582	3,352,256
Total	<u>3,102,960</u>	<u>4,670,384</u>	<u>4,014,576</u>

Note:

- (1) During the Track Record Period, a portion of our bank loans were secured with pledges on our ownership interests in leasehold land held for own use, construction in progress, plant and buildings, bills receivable, restricted cash and equity interest of a subsidiary.

FINANCIAL INFORMATION

The following table sets forth the maturity profile of our obligations arising from sale and leaseback transactions as of the dates indicated:

	As of December 31,		
	2022	2023	2024
	<i>RMB'000</i>	<i>RMB'000</i>	<i>RMB'000</i>
Within 1 year	97,731	409,728	293,538
After 1 year but within 2 years	64,474	140,091	181,625
After 2 years but within 5 years	–	71,113	18,336
Total undiscounted obligations arising from sale and leaseback transactions .	162,205	620,932	493,499
Less: total future interest expenses	<u>(7,991)</u>	<u>(40,806)</u>	<u>(24,782)</u>
Total	<u>154,214</u>	<u>580,126</u>	<u>468,717</u>

During the Track Record Period, we used our bank loans and other borrowings to supplement our liquidity. Our bank loans and other borrowings increased from RMB3,257.2 million as of December 31, 2022 to RMB5,250.5 million as of December 31, 2023, primarily reflecting an increase in our bank loans for the purposes of repurchasing our outstanding convertible bonds issued by HEC CJ Pharm. Our bank loans and other borrowings decreased to RMB4,483.3 million as of December 31, 2024 due to the repayment of certain bank loans.

The following table sets forth the interest rate profile of our bank loans and other borrowings as of the dates indicated:

	As of December 31,					
	2022		2023		2024	
	<i>Effective Interest Rate %</i>	<i>Amount RMB'000</i>	<i>Effective Interest Rate %</i>	<i>Amount RMB'000</i>	<i>Effective Interest Rate %</i>	<i>Amount RMB'000</i>
Fixed rate instruments:						
Bank loans	3.83%- 5.00%	185,284	3.20%- 4.80%	364,730	3.40%- 8.50%	237,332
Convertible bonds	3.00%	2,906,963	N/A	–	N/A	–
Obligations arising from sale and leaseback transactions	4.95%	87,933	4.95%- 6.87%	131,753	4.72%- 6.86%	362,304
		<u>3,180,180</u>		<u>496,483</u>		<u>599,636</u>

FINANCIAL INFORMATION

As of December 31,					
2022		2023		2024	
<i>Effective</i>	<i>Amount</i>	<i>Effective</i>	<i>Amount</i>	<i>Effective</i>	<i>Amount</i>
<i>Interest Rate</i>	<i>RMB'000</i>	<i>Interest Rate</i>	<i>RMB'000</i>	<i>Interest Rate</i>	<i>RMB'000</i>
<i>%</i>		<i>%</i>		<i>%</i>	
Floating rate instruments:					
	4.19%-		2.40%-		2.40%-
Bank loans	5.39% 2,907,009	6.95% 4,286,142	6.95% 3,671,401		
Obligations arising from sale and	3.65%-	3.45%-	3.45%-		
leaseback transactions	6.50% 66,281	6.50% 448,373	5.65% 106,413		
	<u>2,973,290</u>	<u>4,734,515</u>	<u>3,777,814</u>		
	<u>6,153,470</u>	<u>5,230,998</u>	<u>4,377,450</u>		

Certain of our bank loan agreements require that we maintain or satisfy financial covenants. Our Directors confirm that we had not defaulted in the repayment of the bank loans and other borrowings during the Track Record Period. There was no material covenant in our indebtedness which could significantly limit our ability to undertake additional debt or equity financing, nor was there any breach of covenant during the Track Record Period and up to the Latest Practicable Date. Our Directors confirm that we did not experience any difficulty in obtaining bank loans during the Track Record Period and up to the Latest Practicable Date.

As of April 30, 2025, we had total available credit facilities of RMB7,461.0 million, with an unutilized portion of approximately RMB5,599.0 million. There is no restriction on the use of proceeds from such unutilized credit facilities. Our Directors confirmed that there has not been any material change in our indebtedness since April 30, 2025 up to the date of this Listing Document.

Lease Liabilities

Our lease liabilities primarily consist of our leases of properties for business operation and manufacturing. Our lease liabilities decreased from RMB116.3 million as of December 31, 2022 to RMB100.3 million as of December 31, 2023 due to subsequent depreciation of our right-of-use assets. Our lease liabilities increased from RMB100.3 million as of December 31, 2023 to RMB140.9 million as of December 31, 2024 due to an increase in rental payments in connection with the renewal of a five-year lease agreement. For details about our leased property, please see “Business — Land and Properties — Leased Properties” in this Listing Document.

FINANCIAL INFORMATION

Interest-bearing Borrowings

Our interest-bearing borrowings represent convertible bonds issued by HEC CJ Pharm. On February 20, 2019, we issued a tranche of convertible bonds which was unsecured, bearing a fixed interest rate of 3.00% per annum, payable semi-annually in arrears on June 30 and December 31 of each year and due to mature on February 20, 2026. The bondholders have the right to convert the bonds to the HEC CJ Pharm's ordinary shares at a fixed price, subject to certain adjustments. As the convertible bonds do not contain an equity component, the conversion option embedded in the convertible bonds is measured at fair value and the liability component is carried at amortized cost. Our convertible bonds had a carrying amount of RMB2,907.0 million as of December 31, 2022. In July 2023, we fully repurchased all our outstanding convertible bonds pursuant to bond purchase agreements entered into with the bondholders and our convertible bonds were nil and nil as of December 31, 2023 and 2024, respectively.

RELATED PARTY TRANSACTIONS

We enter into transactions with our related parties from time to time. During the Track Record Period, we entered into a number of related party transactions in relation to the sales and purchases of products and services. The table below sets forth our material related party transactions for the years indicated:

	Year ended December 31,		
	2022	2023	2024
	RMB'000	RMB'000	RMB'000
Purchase of goods from⁽¹⁾			
Ruyuan HEC Pharmaceutical Co., Ltd.	59,901	52,722	92,825
Yichang HEC Biochemical Pharmaceutical Co., Ltd. .	39,284	45,024	39,082
Yichang HEC Power Plant Co., Ltd.	33,933	40,822	47,307
Shaoguan HEC Packaging and Printing Co., Ltd. . . .	24,927	37,822	34,165
Shenzhen HEC Industrial Development Co., Ltd. . . .	4,887	6,245	150
	<u>162,932</u>	<u>182,635</u>	<u>213,529</u>
Purchase of property, plant and equipment from⁽²⁾			
Yidu Changjiang Machinery Equipment Co., Ltd.	<u>17,817</u>	<u>9,307</u>	<u>2,918</u>
Receive services from⁽³⁾			
Yidu Shanchengshuidu Project Construction Co., Ltd.	6,752	12,936	–
Ruyuan HEC Pharmaceutical Co., Ltd.	11,221	8,723	15,837
Yichang HEC Biochemical Pharmaceutical Co., Ltd. .	3,186	3,186	3,186
Yichang Shancheng Shuidu Restaurant Co., Ltd.	<u>1,360</u>	<u>13,357</u>	<u>24,075</u>
	<u>22,519</u>	<u>38,202</u>	<u>43,098</u>

FINANCIAL INFORMATION

	Year ended December 31,		
	2022	2023	2024
	RMB'000	RMB'000	RMB'000
Provide services to⁽⁴⁾			
Dongguan HEC Research Co., Ltd.	354	–	–
Ruyuan HEC Pharmaceutical Co., Ltd.	608	–	1,294
	<u>962</u>	<u>–</u>	<u>1,294</u>
Purchase of intangible assets from⁽⁵⁾			
Dongguan HEC Research Co., Ltd.	<u>20,381</u>	<u>144,977</u>	<u>–</u>
Lease payments from⁽⁶⁾			
Dongguan HEC Research Co., Ltd.	23,545	23,545	28,838
Shenzhen HEC Formed Foil Co., Ltd.	<u>8,752</u>	<u>8,752</u>	<u>9,362</u>
	<u>32,297</u>	<u>32,297</u>	<u>38,200</u>

Notes:

- (1) Represented purchases of APIs, packaging and production materials, electricity and steam from these related parties.
- (2) Represented purchases of equipment from these related parties.
- (3) Represented provision of entrusted processing of materials, sewage treatment and other technical services from related parties to us.
- (4) Represented the rendering of generic drug agent registration and testing services from us to related parties.
- (5) Represented purchase of generic drug approvals from related parties.
- (6) Represented the leasing of properties by us from related parties.

All non-trade amounts due from/to related parties are expected to be fully settled prior to the Listing. Our Directors believe that our transactions with related parties described in Note 32 to the Accountants' Report as set out in Appendix I to this Listing Document during the Track Record Period were conducted in the ordinary course of business on an arm's length basis and on normal commercial terms and/or on terms not less favorable than terms available from independent third parties, which are considered fair, reasonable and in the interest of the Shareholders of the Company as a whole. Our Directors are of the view that the related party transactions did not cause any distortion of our results of operations or make our historical results not reflective in the Track Record Period.

During the Track Record Period, we provided guarantees to our Controlling Shareholders to secure certain commercial loans, which amounted to RMB270.0 million, nil and nil for the years ended December 31, 2022, 2023 and 2024, respectively. As of the Latest Practicable Date, such guarantees have been released. During the Track Record Period, our Controlling

FINANCIAL INFORMATION

Shareholders provided guarantees in favor of us to secure loans from various commercial banks and financial institutions. As of December 31, 2022, 2023 and 2024, the borrowings guaranteed by our Controlling Shareholders in aggregate amounted to RMB2,770.2 million, RMB3,392.1 million and RMB4,001.1 million, respectively. As of April 30, 2025, our outstanding borrowings guaranteed by our Controlling Shareholders in aggregate amounted to RMB4,440.5 million. We do not intend to discharge such guarantees prior to Listing, and the guarantees will continue to be in effect immediately after the Listing. Please refer to “Connected Transactions” for further details.

COMMITMENTS

Capital Commitments

Our capital commitments during the Track Record Period primarily related to acquisition of fixed assets and intangible assets.

The table below sets forth, as of the dates indicated, our capital commitments.

	As of December 31,		
	2022	2023	2024
	RMB'000	RMB'000	RMB'000
Contracted for			
Acquisition of fixed assets	271,114	580,096	251,134
Acquisition of intangible assets	<u>532,767</u>	<u>491,345</u>	<u>493,973</u>
	<u>803,881</u>	<u>1,071,441</u>	<u>745,107</u>

Our capital commitments increased from RMB803.9 million as of December 31, 2022 to RMB1,071.4 million as of December 31, 2023, primarily due to an improvement in our business operations and an increase in our payments for costs relating to the construction of our manufacturing facilities for the production of new biosimilar and generic drugs and the construction of our new facility for innovative drugs. Our capital commitments decreased from RMB1,071.4 million as of December 31, 2023 to RMB745.1 million as of December 31, 2024, primarily due to a decrease in our payment obligations for the ongoing construction projects.

CONTINGENT LIABILITIES

As of the Latest Practicable Date, we did not have any material contingent liabilities, guarantees or any litigations or claims of material importance, pending or threatened against any member of our Group.

FINANCIAL INFORMATION

OFF-BALANCE SHEET ARRANGEMENTS

We have not entered into, nor do we expect to enter into, any off-balance sheet arrangements. We also have not entered into any financial guarantees or other relevant commitments. In addition, we have not entered into any derivative contracts that are indexed to our equity interests and classified as owners' equity. We do not have any variable interest in any uncombined entity that provides financing, liquidity, market risk or credit support to us or engages in leasing or hedging with us.

QUANTITATIVE AND QUALITATIVE DISCLOSURE ABOUT FINANCIAL RISK

We are exposed to various types of financial risks in the ordinary course of our business, including interest rate risk, credit risk, liquidity risk and currency risk.

Interest Rate Risk

Interest rate risk is the risk that the fair value or future cash flows of a financial instrument will fluctuate because of changes in market interest rates. Our interest rate risk arises primarily from bank loans. Bank loans that are at variable rates and at fixed rates expose us to cash flow interest rate risk and fair value interest rate risk respectively.

Credit Risk

Credit risk refers to the risk that a counterparty will default on its contractual obligations resulting in a financial loss to our Group. Our credit risk is primarily attributable to trade and bills receivables. We maintain a defined credit policy and the exposures to these credit risks are monitored on an ongoing basis. Our exposure to credit risk arising from cash balances, other receivables and VAT recoverable is limited because the counterparties are banks, financial institutions and tax authorities, for which we consider to have low credit risk. Our management has a credit policy in place and the exposures to these credit risks are monitored on an ongoing basis.

Our exposure to credit risk is influenced mainly by the individual characteristics of each customer rather than the industry or country in which the customers operate and therefore significant concentrations of credit risk primarily arise when we have significant exposure to individual customers.

In respect of trade receivables, individual credit evaluations are performed on all customers requiring credit over a certain amount. These evaluations focus on the customer's past history of making payments when due and current ability to pay, and take into account information specific to the customer as well as pertaining to the economic environment in which the customer operates. Credit limit is established for each distributor which represents the maximum open amount or credit term without requiring approval from the Directors. We

FINANCIAL INFORMATION

follow up with the customers to settle the due balances and monitors the settlement progress on an ongoing basis. We usually grant a credit term to distributors which is generally due within 0 - 90 days from the date of billing. Normally, we do not obtain collateral from customers.

We measure loss allowances for trade and bills receivables at an amount equal to lifetime expected credit losses, which is calculated using a provision matrix. As our historical credit loss experience does not indicate significantly different loss patterns for different customer segments, the loss allowance based on past due status is not further distinguished between our different customer bases.

For details on our exposure to credit risk and expected credit losses for trade and bills receivables, as well as the movement in the loss allowance account in respect of trade and bills receivables during the Track Record Period, please see Note 30(a) to the Accountants' Report included in Appendix I to this Listing Document.

Liquidity Risk

The Company and its individual subsidiaries are responsible for their own cash management, including short-term investment of cash surpluses and the raising of loans to cover expected cash demands, subject to approval by the Company's board when the bank loans exceed certain predetermined levels of authority. Our policy is to regularly monitor its liquidity requirements and its compliance with lending covenants, to ensure that it maintains sufficient reserves of cash, readily realizable marketable securities and adequate committed lines of funding from major financial institutions to meet its liquidity requirements in the short and longer term. For details on the maturity profile of our financial liabilities based on contractual undiscounted cash flows, please see Note 30(b) to the Accountants' Report included in Appendix I to this Listing Document.

Currency Risk

We are exposed to currency risk primarily through sales and purchase which give rise to receivables and payables that are denominated in a foreign currency, being a currency other than the functional currency of the operations to which the transactions relate. The currencies giving rise to this risk are primarily Hong Kong dollars, Euros and United States dollars.

DIVIDEND POLICY

During the Track Record Period, we did not declare dividends.

Our Board is responsible for submitting proposals in respect of dividend payments, if any, to the Shareholders' general meeting for approval. Our Board may declare dividends in the future after taking into account our distributable profits, financial condition, cash flow, expected future capital expenditure, return to our Shareholders, capital requirements, finance costs, the external financing environment and any other factors that the Directors may deem

FINANCIAL INFORMATION

relevant. Any declaration and payment, as well as the amount of, dividends will be subject to the requirements of our constitutional documents and the PRC Company Law. Under the PRC Company Law and our Articles of Association, dividends are distributed to our Shareholders in proportion to their shareholdings. As of the Latest Practicable Date, we did not have a formal dividend policy or a fixed pay-out ratio for future cash dividends. The payment of dividends may also be limited by legal restrictions and by financing agreements that we may enter into from time to time.

DISTRIBUTABLE RESERVES

The calculation of distributable profits for a company under PRC GAAP differs in a few respects from the calculation under IFRS. As a result, we may not be able to pay any dividends in a given year if we do not have distributable profits as determined under PRC GAAP, even if we have profits for that year as determined under IFRS, or vice versa.

Pursuant to our Articles of Association, following the Listing of our H Shares on the Stock Exchange, the amount of retained earnings available for distribution to our Shareholders shall be the lower of the amount determined in accordance with PRC GAAP and that determined in accordance with IFRS. As of December 31, 2024, we did not have any reserves available for distribution to our Shareholders.

LISTING AND PRIVATIZATION EXPENSES

The estimated total listing and privatization expenses, which are non-recurring in nature, are RMB81.9 million. The expenses consist of (i) fees paid and payable to legal advisors and Reporting Accountants of RMB36.9 million and (ii) other fees and expenses of RMB45.0 million. Among the estimated aggregate amount of our listing and privatization expenses, (i) RMB38.2 million was or is expected to be charged to our consolidated statements of profit or loss, of which RMB3.0 million was recognized as our profit or loss for the year ended December 31, 2023, RMB17.2 million was recognized as our profit or loss for the year ended December 31, 2024 and RMB18.0 million is expected to be recognized as our profit or loss for the year ending December 31, 2025 and (ii) RMB43.7 million is directly attributable to the issuance of new Shares and is expected to be accounted for as a deduction from equity upon the Listing.

ACCUMULATED LOSSES

We recorded accumulated losses as of January 1, 2022 of RMB4,262.6 million as extracted from the Accountants' Report included in Appendix I to this Listing Document and prepared in accordance with IFRS Accounting Standards. We recorded such accumulated losses primarily because prior to our acquisition of 51.41% of the total share capital of HEC CJ Pharm in November 2021, our operations were predominantly focused on research and development activities for both innovative and generic drug candidates, during which period we incurred significant expenditures related to preclinical studies, clinical trials, regulatory processes, and associated operational costs.

FINANCIAL INFORMATION

KEY FINANCIAL RATIOS

The table below sets forth, as of the dates or for the years indicated, certain financial ratios.

		Year ended December 31/ As of December 31,		
	Notes	2022	2023	2024
Liquidity ratios				
Current ratio (times)	(1)	0.7	1.0	1.0
Quick ratio (times)	(2)	0.6	1.0	0.9
Profitability ratios				
Gross profit margin %	(3)	76.6	79.5	76.1
Net profit margin %	(4)	N/A	15.9	0.6
Adjusted net profit margin (non-IFRS measure) %	(5)	N/A	19.2	7.7
Solvency ratio				
Gearing ratio %	(6)	N/A	128.2	103.5

Notes:

- (1) Current ratio represents current assets as of a record date divided by current liabilities as of the same record date.
- (2) Quick ratio represents current assets excluding inventories as of a record date divided by current liabilities as of the same record date.
- (3) Gross profit margin represents the revenue for a period minus the cost of sales for such period divided by the revenue for such period.
- (4) Net profit margin represents the profit for a period divided by the revenue for such period. Negative figures are marked as N/A.
- (5) Adjusted net profit margin (non-IFRS measure) represents the adjusted net profit (non-IFRS measure) for a period divided by the revenue for such period. For details of adjusted net profit (non-IFRS measure), please see “— Non-IFRS Measure”. Negative figures are marked as N/A.
- (6) Gearing ratio represents total indebtedness (being bank loans and other borrowings, lease liabilities and interest-bearing borrowings) divided by total equity as of the dates indicated. Negative figures are marked as N/A.

Current Ratio

Our current ratio was 0.7 times and 1.0 times, respectively, as of December 31, 2022 and 2023. The increasing trend of our current ratio during the Track Record Period was mainly because the increase in our current assets outpaced the increase in our current liabilities. Our current ratio remained stable at 1.0 times as of December 31, 2024.

Quick Ratio

Consistent with the changes in our current ratio, our quick ratio was 0.6 times and 1.0 times, respectively, as of December 31, 2022 and 2023. Our quick ratio decreased to 0.9 times as of December 31, 2024 because inventories as a percentage of our current assets increased.

FINANCIAL INFORMATION

Gross Profit Margin

Please see “— Year-to-Year Comparison of Results of Operations” for a discussion on changes in our gross profit margin during the Track Record Period.

Gearing Ratio

We recorded negative gearing ratio as of December 31, 2022 as we recorded negative total equity as of the same date. Our gearing ratios were 128.2% and 103.5% as of December 31, 2023 and 2024, which were in line with the fluctuations in our bank loans and other borrowings.

NO MATERIAL ADVERSE CHANGE

Please see “Summary — Recent Development — Update on Our Financial Performance for the First Quarter of 2025” for details of our financial performance in the first quarter of 2025.

Our Directors confirm that, up to the date of this Listing Document, save as disclosed in “Summary — Recent Development — Update on Our Financial Performance for the First Quarter of 2025”, there has been no material adverse change in our financial, operational, or trading position or prospects since December 31, 2024, which is the end date of the periods reported on in the Accountants’ Report included in Appendix I to this Listing Document, and there has been no event since December 31, 2024 that would materially affect the information as set out in the Accountants’ Report included in Appendix I to this Listing Document.

FINANCIAL EFFECTS OF THE PRIVATIZATION

As of the Latest Practicable Date, we held approximately 51.4% interest in HEC CJ Pharm, while the remaining 48.6% of outstanding HEC CJ Pharm Shares are held by HEC CJ Pharm Shareholders other than us. As a result, only approximately 51.4% of the profits generated from HEC CJ Pharm is attributable to shareholders of our Company, while the remaining 48.6% of the profits of HEC CJ Pharm is attributable to HEC CJ Pharm Shareholders other than us. Upon the Merger becoming effective, Share Exchange Shareholders will become our Shareholders and HEC CJ Pharm will become our Company’s wholly-owned subsidiary. Subsequently, 100% of profits from HEC CJ Pharm will be attributable to the Shareholders of our Company. Please see “Appendix II — Unaudited Pro Forma Financial Information” of this Listing Document which has been prepared for the purpose of illustrating the financial effects of this Privatization.

FINANCIAL INFORMATION

DISCLOSURE REQUIRED UNDER THE LISTING RULES

Our Directors have confirmed that as of the Latest Practicable Date, there were no circumstances which, had they been required to comply with Rules 13.13 to 13.19 of the Listing Rules, would have given rise to a disclosure requirement under Rules 13.13 to 13.19 of the Listing Rules.

UNAUDITED PRO FORMA ADJUSTED NET TANGIBLE ASSETS

See Appendix II — “Unaudited Pro Forma Financial Information” for details.

FUTURE PLANS AND PROSPECTS

During the Track Record Period, we had built advanced R&D platforms, production facilities that meet international standards and an extensive sales network.

We plan to take the following integration initiatives after completion of the Merger and the Listing, so as to accelerate the integration of our business.

OUR STRATEGIC PLANS

We are committed to becoming a vertically integrated world-class pharmaceutical company under the dual driving forces of innovation and internationalization, supported by our excellent commercialization capabilities. By adhering to the corporate mission of “scientific innovation of new drugs for high-quality of healthy life”, and focusing on research and development, production and commercialization of innovative drugs, modified new drugs, generic drugs and biosimilars, we are dedicated to developing products with breakthrough potential in both domestic and overseas markets. Through this, we intend to achieve structural optimization and business integration. The Merger and the Listing will enable us to reap further synergies from the integration of “research, production and marketing” and enhance our market competitiveness, which will in turn maximize returns for HEC CJ Pharm’s and our shareholders.

Clarify the direction of future development and enhance the ability to give back to shareholders

Prior to the completion of the Merger, the HEC CJ Pharm is still at the stage of continuously exploring further development opportunities. Although it has achieved profitability in recent years, its dividend policy is relatively conservative due to the need to respond to the opportunities and challenges brought about by rapid changes in the market. Upon completion of the Merger, the Enlarged SLP Group will have a clear development direction to become a comprehensive pharmaceutical enterprise integrating research, production and sales. The overall improvement in competitiveness of the Enlarged SLP Group will enhance its ability to give back to shareholders.

Increase capital efficiency and expedite product innovation, continuously upgrading product technology to enhance market dominance

Upon completion of the Merger, we will be able to invest our strong operating cash flow into our research and development activities, thus significantly improving the efficiency of our use of funds and providing sufficient support to our research and development pipeline. With ample funds available, we will continue to invest in the enhancement of our own research and development platform to provide patients with better healthcare solutions and high-quality and affordable pharmaceutical products, with a focus on drugs for fields of indications with huge market potential. Such strong research and development capabilities will also continue to enrich our range of long-term commercialized products in the future, allowing us to build a strong foundation for sustainable business growth and long-term value creation.

FUTURE PLANS AND PROSPECTS

Reduce the competition and connected transactions between HEC CJ Pharm and SLP as well as enhance operational efficiency

After completion of the Share Exchange, we will be able to benefit from a more streamlined decision-making process and reduced business decision-making time since restrictions arising from the non-compete agreement between HEC CJ Pharm and SLP will no longer be applicable and transactions between both parties will no longer constitute connected transactions under the Listing Rules. Upon completion of the Merger, we will be able to promptly respond to market changes and various challenges, and flexibly adapt our various drug sales channels to facilitate the dual globalized development of market and technology, creating a Chinese brand that is set to become a world-class pharmaceutical company.

Establish presence in the global capital market and enhance our corporate image

Upon completion of the Listing, we will be able to tap into the international capital market as a listed company. After listing, we can further enhance our business agility through flexible financing. Upon the Merger becoming unconditional and the Listing being completed, we will be listed on the Main Board of the Stock Exchange with a view to becoming a leading listed pharmaceutical company, which will help enhance our image and market presence among our customers, suppliers and other business partners. At the same time, following the completion of the Listing, we can take advantage of our new status as a listed company to widely attract talents through potential and diverse equity incentive schemes, which in turn will also benefit all the Share Exchange Shareholders.

OUR FUTURE DEVELOPMENT AND INTEGRATION INITIATIVES

Facilitate the integration and development of research and development platforms and product pipelines to consistently strengthen competitiveness

We will remain devoted to building an all-round and comprehensive independent research and development system and research and development platform that covers the complete life cycle of drugs, while continuing to invest in the upgrading of our research and development platform and technology, so as to facilitate the continuous commercial development of products such as innovative drugs, modified new drugs, generic drugs and biosimilars, with an aim to continuously enhance our competitive advantage by creating a stable, sustainable and tiered product pipeline.

Enhance our renowned brand image and establish an efficient distribution network

We will continue to promote the presence of our brand in the market. Leveraging the leading market position, brand awareness of Kewei and our rich product pipelines, we will be able to not only enhance our brand image as a leading vertically integrated pharmaceutical company that integrates drug research and development, production and commercialization, as well as continue to foster our brand image as a PRC pharmaceutical company in the overseas market and boost our international reputation through cooperation with overseas partners.

FUTURE PLANS AND PROSPECTS

To facilitate the commercial development of our product pipelines, we will continue our efforts to develop a more transparent and efficient international distribution network, strengthen the digitalization of our marketing network and data analysis capabilities, enhance the efficiency of our sales process, and optimize our branding and marketing strategies.

Optimize our overall production system and enhance systematic operational efficiency

We will focus on upgrading all aspects of our production system, accelerating the integration of production facilities and capacity planning, strengthening the deployment of production automation and information technology, coordinating supply chain resources and improving procurement and logistics planning. These would further optimize our cost structure and the quality of our product pipelines, reduce costs and help us deliver high-quality pharmaceutical products to our customers, which in turn would enhance our systematic production operational efficiency.

Consolidate structure and reduce governance costs

We will accelerate the integration of our mid-to-back office structure and promote a smart mid-to-back office system that integrates all processes, incorporating finance, research and development, sales, purchasing, inventory, administrative office systems and digital infrastructure. Moreover, we will optimize and adjust the previous arrangement for connected transactions to improve decision-making and capital allocation efficiency, as well as reduce governance costs.

The following is the text of a report set out on pages I-1 to I-91, received from the Company's reporting accountants, KPMG, Certified Public Accountants, Hong Kong, for the purpose of incorporation in this Listing Document.



ACCOUNTANTS' REPORT ON HISTORICAL FINANCIAL INFORMATION TO THE DIRECTORS OF SUNSHINE LAKE PHARMA CO., LTD. AND CHINA INTERNATIONAL CAPITAL CORPORATION HONG KONG SECURITIES LIMITED

Introduction

We report on the historical financial information of Sunshine Lake Pharma Co., Ltd. (the "Company") and its subsidiaries (together, the "Group") set out on pages I-4 to I-91, which comprises the consolidated statements of financial position of the Group and the statements of financial position of the Company as of 31 December 2022, 2023 and 2024 and the consolidated statements of profit or loss, the consolidated statements of profit or loss and other comprehensive income, the consolidated statements of changes in equity and the consolidated statements of cash flows, for each of the years ended 31 December 2022, 2023 and 2024 (the "Track Record Period"), and material accounting policy information and other explanatory information (together, the "Historical Financial Information"). The Historical Financial Information set out on pages I-4 to I-91, forms an integral part of this report, which has been prepared for inclusion in the listing document of the Company dated 30 June 2025 (the "Listing Document") in connection with the initial listing of H shares of the Company on the Main Board of The Stock Exchange of Hong Kong Limited.

Directors' responsibility for Historical Financial Information

The directors of the Company are responsible for the preparation of the Historical Financial Information that gives a true and fair view in accordance with the basis of preparation and presentation set out in Note 1 to the Historical Financial Information, and for such internal control as the directors of the Company determine is necessary to enable the preparation of the Historical Financial Information that is free from material misstatement, whether due to fraud or error.

Reporting accountants' responsibility

Our responsibility is to express an opinion on the Historical Financial Information and to report our opinion to you. We conducted our work in accordance with Hong Kong Standard on Investment Circular Reporting Engagements 200 "Accountants' Reports on Historical Financial Information in Investment Circulars" issued by the Hong Kong Institute of Certified Public Accountants (the "HKICPA"). This standard requires that we comply with ethical standards and plan and perform our work to obtain reasonable assurance about whether the Historical Financial Information is free from material misstatement.

Our work involved performing procedures to obtain evidence about the amounts and disclosures in the Historical Financial Information. The procedures selected depend on the reporting accountants' judgement, including the assessment of risks of material misstatement of the Historical Financial Information, whether due to fraud or error. In making those risk assessments, the reporting accountants consider internal control relevant to the entity's preparation of the Historical Financial Information that gives a true and fair view in accordance with the basis of preparation and presentation set out in Note 1 to the Historical Financial Information in order to design procedures that are appropriate in the circumstances, but not for the purpose of expressing an opinion on the effectiveness of the entity's internal control. Our work also included evaluating the appropriateness of accounting policies used and the reasonableness of accounting estimates made by the directors, as well as evaluating the overall presentation of the Historical Financial Information.

We believe that the evidence we have obtained is sufficient and appropriate to provide a basis for our opinion.

Opinion

In our opinion, the Historical Financial Information gives, for the purpose of the accountants' report, a true and fair view of the Company's and the Group's financial position as of 31 December 2022, 2023 and 2024 and of the Group's financial performance and cash flows for the Track Record Period in accordance with the basis of preparation and presentation set out in Note 1 to the Historical Financial Information.

Report on matters under the Rules Governing the Listing of Securities on The Stock Exchange of Hong Kong Limited and the Companies (Winding Up and Miscellaneous Provisions) Ordinance

Adjustments

In preparing the Historical Financial Information, no adjustments to the Underlying Financial Statements as defined on page I-4 have been made.

Dividends

We refer to Note 29(b) to the Historical Financial Information which states that no dividends have been paid by the Company in respect of the Track Record Period.

Certified Public Accountants

8th Floor, Prince's Building
10 Chater Road
Central, Hong Kong
30 June 2025

HISTORICAL FINANCIAL INFORMATION

Set out below is the Historical Financial Information which forms an integral part of this accountants' report.

The consolidated financial statements of the Group for the Track Record Period, on which the Historical Financial Information is based, were audited by KPMG in accordance with Hong Kong Standards on Auditing issued by the HKICPA (the "Underlying Financial Statements").

CONSOLIDATED STATEMENTS OF PROFIT OR LOSS

(Expressed in Renminbi)

	Note	Years ended 31 December		
		2022	2023	2024
		RMB'000	RMB'000	RMB'000
Revenue	4	3,813,566	6,385,616	4,018,905
Cost of sales		(891,377)	(1,308,568)	(960,274)
Gross profit		2,922,189	5,077,048	3,058,631
Other (losses)/income	5	(1,294,012)	(422,669)	89,743
Distribution costs		(1,244,177)	(1,577,083)	(1,197,046)
Administrative expenses		(387,872)	(480,720)	(557,116)
Research and development costs		(791,642)	(827,415)	(887,653)
Reversals/(recognition) of impairment loss on trade and other receivables		2,575	(3,079)	(126,011)
(Loss)/profit from operations		(792,939)	1,766,082	380,548
Finance costs	6(a)	(686,884)	(380,591)	(239,787)
Share of (loss)/profit of an associate		—	(29)	293
(Loss)/profit before taxation	6	(1,479,823)	1,385,462	141,054
Income tax	7	63,908	(371,584)	(116,251)
(Loss)/profit for the year		<u>(1,415,915)</u>	<u>1,013,878</u>	<u>24,803</u>
(Loss)/profit for the year attributable to:				
Equity shareholders of the Company		(1,209,205)	184,924	(207,434)
Non-controlling interests		(206,710)	828,954	232,237
(Loss)/profit for the year		<u>(1,415,915)</u>	<u>1,013,878</u>	<u>24,803</u>
(Loss)/earnings per share	10			
Basic and diluted (in RMB).		<u>(3.29)</u>	<u>0.44</u>	<u>(0.47)</u>

The accompanying notes form part of the Historical Financial Information.

CONSOLIDATED STATEMENTS OF PROFIT OR LOSS AND OTHER COMPREHENSIVE INCOME

(Expressed in Renminbi)

	Years ended 31 December		
	2022	2023	2024
	<i>RMB'000</i>	<i>RMB'000</i>	<i>RMB'000</i>
(Loss)/profit for the year	(1,415,915)	1,013,878	24,803
Other comprehensive income for the year (after tax)			
Item that may be reclassified subsequently to profit or loss:			
Exchange differences on translation of financial statements of overseas subsidiaries	1,018	(1,772)	833
	1,018	(1,772)	833
Total comprehensive income for the year . .	(1,414,897)	1,012,106	25,636
Total comprehensive income for the year attributable to :			
Equity shareholders of the Company	(1,208,323)	183,324	(206,685)
Non-controlling interests	(206,574)	828,782	232,321
Total comprehensive income for the year . .	(1,414,897)	1,012,106	25,636

The accompanying notes form part of the Historical Financial Information.

CONSOLIDATED STATEMENTS OF FINANCIAL POSITION

(Expressed in Renminbi)

	Note	As of 31 December		
		2022	2023	2024
		RMB'000	RMB'000	RMB'000
Non-current assets				
Fixed assets	11			
– Property, plant and equipment		3,528,052	3,732,000	3,896,563
– Right-of-use assets				
– Ownership interests in leasehold land held for own use		360,362	351,444	342,526
– Other properties leased for own use		114,095	96,092	151,901
		4,002,509	4,179,536	4,390,990
Intangible assets	12	1,914,857	1,605,045	1,573,456
Goodwill	13	–	–	–
Financial assets measured at fair value through profit or loss (“FVPL”)	15	–	19,587	17,066
Deferred tax assets	28(b)	301,634	298,078	283,490
Interests in an associate		–	12,571	25,464
Prepayments	16	319,335	130,806	662,288
		6,538,335	6,245,623	6,952,754
Current assets				
Inventories	17	366,473	528,980	737,821
Prepayments	16	137,972	358,864	426,380
Trade and other receivables	18	2,274,423	2,018,488	1,894,293
Financial assets measured at FVPL	15	290,000	18,686	3,839
Restricted cash	19(a)	110,270	1,567,300	435,617
Cash and cash equivalents	19(a)	971,510	1,920,158	1,480,810
		4,150,648	6,412,476	4,978,760
Current liabilities				
Contract liabilities	20	84,528	117,375	155,019
Trade and other payables	21	4,917,390	2,594,007	2,421,629
Bank loans and other borrowings	22	1,007,145	3,289,197	2,196,225
Lease liabilities	23	33,611	31,703	41,147
Interest-bearing borrowings	24	2,906,963	–	–
Current taxation	28(a)	8,672	146,209	231
		8,958,309	6,178,491	4,814,251
Net current (liabilities)/assets		(4,807,661)	233,985	164,509
Total assets less current liabilities		1,730,674	6,479,608	7,117,263

	<i>Note</i>	As of 31 December		
		2022	2023	2024
		<i>RMB'000</i>	<i>RMB'000</i>	<i>RMB'000</i>
Non-current liabilities				
Bank loans and other borrowings	22	2,250,029	1,961,313	2,287,068
Deferred income	26	271,891	274,398	262,954
Lease liabilities	23	82,689	68,578	99,741
		<u>2,604,609</u>	<u>2,304,289</u>	<u>2,649,763</u>
Net (liabilities)/assets		<u>(873,935)</u>	<u>4,175,319</u>	<u>4,467,500</u>
Capital and reserves	29			
Paid-in capital/share capital		279,627	463,943	463,943
Reserves		<u>(3,968,311)</u>	<u>(136,022)</u>	<u>(119,794)</u>
(Net deficit)/total equity attributable to equity shareholders of the Company		<u>(3,688,684)</u>	<u>327,921</u>	<u>344,149</u>
Non-controlling interests	14	<u>2,814,749</u>	<u>3,847,398</u>	<u>4,123,351</u>
(Net deficit)/total equity		<u>(873,935)</u>	<u>4,175,319</u>	<u>4,467,500</u>

The accompanying notes form part of the Historical Financial Information.

STATEMENTS OF FINANCIAL POSITION OF THE COMPANY

(Expressed in Renminbi)

	Note	As of 31 December		
		2022	2023	2024
		RMB'000	RMB'000	RMB'000
Non-current assets				
Fixed assets	11			
– Property, plant and equipment		318,004	284,142	237,477
– Right-of-use assets				
– Ownership interests in leasehold land held for own use		11,210	10,887	10,565
– Other properties leased for own use		108,306	92,065	154,015
		437,520	387,094	402,057
Intangible assets	12	146,190	254,936	469,158
Investments in subsidiaries	14	3,415,282	3,415,282	3,415,820
Prepayments	16	562,486	14,912	11,980
		4,561,478	4,072,224	4,299,015
Current assets				
Inventories	17	27,011	114,360	84,950
Prepayments	16	71,250	77,916	119,099
Trade and other receivables	18	2,077,904	1,068,024	921,375
Restricted cash	19	33,489	–	40,004
Cash and cash equivalents	19	40,710	219,506	63,518
		2,250,364	1,479,806	1,228,946
Current liabilities				
Contract liabilities	20	1,177,941	798,226	993,144
Trade and other payables	21	3,238,884	1,180,895	1,607,830
Bank loans and other borrowings	22	783,802	969,679	854,614
Lease liabilities	23	29,365	30,032	37,333
		5,229,992	2,978,832	3,492,921
Net current liabilities		(2,979,628)	(1,499,026)	(2,263,975)
Total assets less current liabilities		1,581,850	2,573,198	2,035,040

	<i>Note</i>	As of 31 December		
		2022	2023	2024
		<i>RMB'000</i>	<i>RMB'000</i>	<i>RMB'000</i>
Non-current liabilities				
Bank loans and other borrowings	22	1,558,500	1,673,027	1,397,832
Deferred income	26	76,207	79,058	71,193
Lease liabilities	23	81,056	66,340	105,525
		<u>1,715,763</u>	<u>1,818,425</u>	<u>1,574,550</u>
Net (liabilities)/assets		<u>(133,913)</u>	<u>754,773</u>	<u>460,490</u>
Capital and reserves				
Paid-in capital/share capital	29(c)	279,627	463,943	463,943
Reserves	29(d)	(413,540)	290,830	(3,453)
(Net deficit)/total equity		<u>(133,913)</u>	<u>754,773</u>	<u>460,490</u>

The accompanying notes form part of the Historical Financial Information.

(Expressed in Renminbi)

Attributable to equity shareholders of the Company										
Note	Paid-in capital	Capital reserve	Merger reserve	Treasury stock	Exchange reserve	Statutory reserve	Accumulated losses	Total	Non-controlling interests	Total equity
	RMB'000 Note 29(c)	RMB'000 Note 29(d)(i)	RMB'000	RMB'000 Note 29(e)	RMB'000 Note 29(d)(iv)	RMB'000 Note 29(d)(iii)	RMB'000	RMB'000	RMB'000	RMB'000
Balance at 1 January 2022	279,158	(728,249)	(3,722,790)	(1,882,868)	5,506	168,983	(4,262,613)	(10,142,873)	3,021,453	(7,121,420)
Changes in equity for 2022:										
Loss and total comprehensive income for the year	-	-	-	-	-	-	(1,209,205)	(1,209,205)	(206,710)	(1,415,915)
Exchange differences on translation of financial statements of overseas subsidiaries	-	-	-	-	1,018	-	-	1,018	-	1,018
Total comprehensive income for the year	-	-	-	-	1,018	-	(1,209,205)	(1,208,187)	(206,710)	(1,414,897)
Capital contribution from shareholders	469	37,531	-	-	-	-	-	38,000	-	38,000
Recognition of financial instruments with preferential rights issued to investors	-	(37,531)	-	(469)	-	-	-	(38,000)	-	(38,000)
Disposal of a subsidiary	-	-	-	-	-	-	-	-	6	6
Derecognition of financial instruments with preferential rights issued to investors	-	7,564,226	-	98,150	-	-	-	7,662,376	-	7,662,376
Balance at 31 December 2022	279,627	6,835,977	(3,722,790)	(1,785,187)	6,524	168,983	(5,471,818)	(3,688,684)	2,814,749	(873,935)

Attributable to equity shareholders of the Company											
Note	Paid-in capital/share capital	Capital reserve	Merger reserve	Treasury stock	Share-based payment reserve	Exchange reserve	Statutory reserve	Accumulated losses	Total	Non-controlling interests	Total equity
	RMB'000 Note 29(c)	RMB'000 Note 29(d)(i)	RMB'000	RMB'000 Note 29(e)	RMB'000 Note 29(d)(ii)	RMB'000 Note 29(d)(iv)	RMB'000 Note 29(d)(iii)	RMB'000	RMB'000	RMB'000	RMB'000
Balance at 1 January 2023	279,627	6,835,977	(3,722,790)	(1,785,187)	-	6,524	168,983	(5,471,818)	(3,688,684)	2,814,749	(873,935)
Changes in equity for 2023:											
Profit and total comprehensive income for the year	-	-	-	-	-	-	-	-	184,924	828,954	1,013,878
Exchange differences on translation of financial statements of overseas subsidiaries	-	-	-	-	-	(1,772)	-	-	(1,772)	-	(1,772)
Total comprehensive income for the year	-	-	-	-	-	(1,772)	-	184,924	183,152	828,954	1,012,106
Capital contribution from shareholders	10,550	1,605,507	-	-	-	-	-	-	1,616,057	-	1,616,057
Deemed contribution from a shareholder	-	318,107	-	1,770,384	-	-	-	-	2,088,491	223,829	2,312,320
Conversion into a joint stock limited liability company	159,823	(5,144,525)	-	(8,153)	-	-	-	4,992,855	-	-	-
Issuance of new shares	13,943	-	-	-	-	-	-	-	13,943	-	13,943
Equity-settled share-based payment	-	-	-	-	108,346	-	-	-	108,346	21,932	130,278
Appropriation of statutory reserve	-	-	-	-	-	-	57,215	(57,215)	-	-	-
Acquisition of non-controlling interests	-	6,616	-	-	-	-	-	-	6,616	(42,066)	(35,450)
Balance at 31 December 2023	463,943	3,621,682	(3,722,790)	(22,956)	108,346	4,752	226,198	(351,254)	327,921	3,847,398	4,175,319

Attributable to equity shareholders of the Company													
Note	Paid-in capital/share capital	Capital reserve	Merger reserve	Treasury stock	Share-based			Exchange reserve	Statutory reserve	Accumulated losses	Total	Non-controlling interests	Total equity
					payment reserve	reserves	losses						
	RMB'000	RMB'000	RMB'000	RMB'000	RMB'000	RMB'000	RMB'000	RMB'000	RMB'000	RMB'000	RMB'000	RMB'000	RMB'000
	Note 29(c)	Note 29(d)(i)		Note 29(e)	Note 29(d)(ii)	Note 29(d)(iv)	Note 29(d)(iii)						
Balance at 1 January 2024	463,943	3,621,682	(3,722,790)	(22,956)	108,346	4,752	226,198	(351,254)	327,921	3,847,398	4,175,319		
Changes in equity for 2024:													
Profit and total comprehensive income for the year	-	-	-	-	-	-	-	(207,434)	(207,434)	232,237	24,803		
Exchange differences on translation of financial statements of overseas subsidiaries	-	-	-	-	-	833	-	-	833	-	833		
Total comprehensive income for the year	-	-	-	-	-	833	-	(207,434)	(206,601)	232,237	25,636		
Equity-settled share-based payment	-	-	-	-	222,829	-	-	-	222,829	43,716	266,545		
Balance at 31 December 2024	463,943	3,621,682	(3,722,790)	(22,956)	331,175	5,585	226,198	(558,688)	344,149	4,123,351	4,467,500		

The accompanying notes form part of the Historical Financial Information.

CONSOLIDATED STATEMENTS OF CASH FLOWS

(Expressed in Renminbi)

	Note	Years ended 31 December		
		2022	2023	2024
		RMB'000	RMB'000	RMB'000
Operating activities				
Cash generated from operations	19(b)	1,417,574	1,548,597	748,173
Corporate Income Tax ("CIT") paid . . .	28(a)	(256,608)	(230,491)	(247,641)
Net cash generated from operating activities		1,160,966	1,318,106	500,532
Investing activities				
Interest received		8,027	41,137	72,792
Payments for purchase of property, plant and equipment		(563,001)	(332,423)	(1,061,906)
Payments for development costs		(237,040)	(162,319)	(163,299)
Payments for purchase of intangible assets		(217,196)	(40,480)	—
Decrease/(increase) in restricted cash .		181,501	(1,457,030)	1,131,683
Payments for investments in financial assets measured at FVPL		(290,000)	(1,300,000)	(2,761,573)
Proceeds from disposal of financial assets measured at FVPL		—	1,594,645	2,763,105
Payments for purchase of listed equity securities		—	(15,200)	—
Payment for investment in an associate		—	(12,600)	(12,600)
Dividends received from listed equity securities		—	247	309
Proceeds received from disposal of property, plant and equipment		8,110	1,031	61,283
Net cash (used) in/generated from investing activities		(1,109,599)	(1,682,992)	29,794

	Note	Years ended 31 December		
		2022	2023	2024
		RMB'000	RMB'000	RMB'000
Financing activities				
Proceeds from bank loans	19(c)	1,897,029	2,682,215	3,100,917
Proceeds from borrowings under sale and leaseback transactions	19(c)	159,239	691,914	379,556
Repayments of bank loans	19(c)	(1,499,069)	(1,123,929)	(3,792,158)
Payments for capital element of obligations arising from sale and leaseback transactions	19(c)	(63,305)	(256,699)	(478,177)
Repurchase of convertible bonds	19(c)	(971,386)	(3,047,989)	–
Interest paid	19(c)	(311,471)	(257,897)	(105,172)
Other borrowing costs paid		(38,560)	(3,854)	(13,907)
Net advance from/(repayment to) related parties	19(c)	2,369,734	(1,225,814)	–
Payment for acquisition of a subsidiary under common control . .		(1,841,563)	–	–
Deposits paid for sale and leaseback transactions		(7,500)	(9,000)	(375)
Proceeds from capital contribution from shareholders		38,000	1,630,000	–
Deemed contribution from a shareholder		–	2,312,320	–
Payment for acquisition of non- controlling interests		–	(35,450)	–
Capital element of lease rentals paid . .	19(c)	(36,806)	(35,452)	(35,829)
Interest element of lease rentals paid . .	19(c)	(7,917)	(6,074)	(6,508)
Listing expenses paid		–	–	(19,013)
Net cash (used in)/generated from financing activities		<u>(313,575)</u>	<u>1,314,291</u>	<u>(970,666)</u>
Net (decrease)/increase in cash and cash equivalents		(262,208)	949,405	(440,340)
Cash and cash equivalents at 1 January		1,232,268	971,510	1,920,158
Effect of foreign exchange rate changes		<u>1,450</u>	<u>(757)</u>	<u>992</u>
Cash and cash equivalents at 31 December	19(a)	<u>971,510</u>	<u>1,920,158</u>	<u>1,480,810</u>

The accompanying notes form part of the Historical Financial Information.

NOTES TO THE HISTORICAL FINANCIAL INFORMATION

(Expressed in Renminbi unless otherwise indicated)

1 BASIS OF PREPARATION AND PRESENTATION OF THE HISTORICAL FINANCIAL INFORMATION

Sunshine Lake Pharma Co., Ltd. (廣東東陽光藥業股份有限公司, “the Company”), formerly known as Sunshine Lake Pharma Ltd. (廣東東陽光藥業有限公司), was established as a limited liability company in Dongguan City, Guangdong Province, the People’s Republic of China (the “PRC”) on 29 December 2003.

On 19 June 2023, the Company was converted into a joint stock limited liability company and with a registered capital of RMB450,000,000 in preparation for the listing of the Company’s H shares on The Stock Exchange of Hong Kong Limited (the “Stock Exchange”). Upon completion of this conversion, the Company changed its name to Sunshine Lake Pharma Co., Ltd..

The Company and its subsidiaries (together, the “Group”) are principally engaged in the research and development, manufacturing and sales of pharmaceuticals. As of the date of this report, the Company has direct or indirect interests in the subsidiaries, principal of which are set out in Note 14.

All companies comprising the Group have adopted 31 December as their financial year end date.

The Historical Financial Information has been prepared in accordance with all applicable IFRS Accounting Standards as issued by the International Accounting Standards Board (“IASB”). Further details of the material accounting policy information adopted are set out in Note 2.

The IASB has issued a number of new and revised IFRS Accounting Standards. For the purpose of preparing this Historical Financial Information, the Group has adopted all applicable new and revised IFRS Accounting Standards to the Track Record Period, except for any new standards or interpretations that are not yet effective for the accounting year beginning on 1 January 2024. The revised and new accounting standards and interpretations issued but not yet effective for the accounting year beginning 1 January 2024 are set out in Note 35.

The Historical Financial Information also complies with the applicable disclosure provisions of the Rules Governing the Listing of Securities on The Stock Exchange of Hong Kong Limited.

The Historical Financial Information is presented in Renminbi (“RMB”), rounded to the nearest thousand, unless otherwise indicated except per share data.

2 MATERIAL ACCOUNTING POLICIES

The accounting policies set out below have been applied consistently to all periods presented in the Historical Financial Information.

(a) Basis of measurement

The measurement basis used in the preparation of the Historical Financial Information is the historical cost basis except that the financial assets and derivative financial instruments are stated at fair value as explained in Note 2(q).

(b) Use of estimates and judgements

The preparation of Historical Financial Information in conformity with IFRS Accounting Standards requires management to make judgements, estimates and assumptions that affect the application of policies and reported amounts of assets, liabilities, income and expenses. The estimates and associated assumptions are based on historical experience and various other factors that are believed to be reasonable under the circumstances, the results of which form the basis of making the judgements about carrying values of assets and liabilities that are not readily apparent from other sources. Actual results may differ from these estimates.

The estimates and underlying assumptions are reviewed on an ongoing basis. Revisions to accounting estimates are recognised in the period in which the estimate is revised if the revision affects only that period, or in the period of the revision and future periods if the revision affects both current and future periods.

Judgements made by management in the application of IFRS Accounting Standards that have significant effect on the Historical Financial Information and major sources of estimation uncertainty are discussed in Note 3.

(c) Subsidiaries and non-controlling interests

Subsidiaries are entities controlled by the Group. The Group controls an entity when it is exposed, or has rights, to variable returns from its involvement with the entity and has the ability to affect those returns through its power over the entity. When assessing whether the Group has power, only substantive rights (held by the Group and other parties) are considered.

An investment in a subsidiary is consolidated into the Historical Financial Information from the date that control commences until the date that control ceases. Intra-group balances, transactions and cash flows and any unrealised profits arising from intra-group transactions are eliminated in full in preparing the Historical Financial Information. Unrealised losses resulting from intra-group transactions are eliminated in the same way as unrealised gains but only to the extent that there is no evidence of impairment.

Non-controlling interests represent the equity in a subsidiary not attributable directly or indirectly to the Company, and in respect of which the Group has not agreed any additional terms with the holders of those interests which would result in the Group as a whole having a contractual obligation in respect of those interests that meets the definition of a financial liability. For each business combination, the Group can elect to measure any non-controlling interests either at fair value or at the non-controlling interests' proportionate share of the subsidiary's net identifiable assets.

Non-controlling interests are presented in the consolidated statement of financial position within equity, separately from equity attributable to the equity shareholders of the Company. Non-controlling interests in the results of the Group are presented on the face of the consolidated statements of profit or loss and other comprehensive income as an allocation of the total profit or loss and total comprehensive income for the year between non-controlling interests and the equity shareholders of the Company.

Changes in the Group's interests in a subsidiary that do not result in a loss of control are accounted for as equity transactions, whereby adjustments are made to the amounts of controlling and non-controlling interests within consolidated equity to reflect the change in relative interests, but no adjustments are made to goodwill and no gain or loss is recognised.

When the Group loses control of a subsidiary, it is accounted for as a disposal of the entire interest in that subsidiary, with a resulting gain or loss being recognised in profit or loss. Any interest retained in that former subsidiary at the date when control is lost is recognised at fair value and this amount is regarded as the fair value on initial recognition of a financial asset or, when appropriate, the cost on initial recognition of an investment in an associate or joint venture.

In the Company's statements of financial position, an investment in a subsidiary is stated at cost less impairment losses (see Note 2(j)(ii)) unless the investment is classified as held to sale (or included in a disposal group that is classified as held for sale).

(d) Associates

An associate is an entity in which the Group or the Company has significant influence, but not control or joint control, over the financial and operating policies.

An interest in an associate is accounted for using the equity method. They are initially recognised at cost, which includes transaction costs. Subsequently, the Historical Financial Information include the Group's share of the profit or loss and other comprehensive income of those investees, until the date on which significant influence ceases.

When the Group's share of losses exceeds its interest in the associate, the Group's interest is reduced to nil and recognition of further losses is discontinued except to the extent that the Group has incurred legal or constructive obligations or made payments on behalf of the investee. For this purpose, the Group's interest is the carrying amount of the investment under the equity method, together with any other long-term interests that in substance form part of the Group's net investment in the associate, after applying the ECL model to such other long-term interests where applicable (see Note 2(j)(i)).

Unrealised gains arising from transactions with equity-accounted investees are eliminated against the investment to the extent of the Group's interest in the investee. Unrealised losses are eliminated in the same way as unrealised gains, but only to the extent there is no evidence of impairment.

In the Company's statement of financial position, an investment in an associate is stated at cost less impairment losses (see Note 2(j)(ii)).

(e) Goodwill

Goodwill represents the excess of

- (i) the aggregate of the fair value of the consideration transferred, the amount of any non-controlling interest in the acquiree and the fair value of the Group's previously held equity interest in the acquiree; over
- (ii) the net fair value of the acquiree's identifiable assets and liabilities measured as of the acquisition date.

When (ii) is greater than (i), then this excess is recognised immediately in profit or loss as a gain on a bargain purchase.

Goodwill is stated at cost less accumulated impairment losses. Goodwill arising on a business combination is allocated to each cash-generating unit, or groups of cash generating units, that is expected to benefit from the synergies of the combination and is tested annually for impairment (see Note 2(j)(ii)).

On disposal of a cash generating unit during the year, any attributable amount of purchased goodwill is included in the calculation of the profit or loss on disposal.

(f) Other investments in equity securities

The Group's policies for investments in equity securities, other than investments in subsidiaries, associates and joint ventures, are set out below.

Investments in equity securities are recognised/derecognised on the date the Group commits to purchase/sell the investment. The investments are initially stated at fair value plus directly attributable transaction costs, except for those investments measured at fair value through profit or loss (FVPL) for which transaction costs are recognised directly in profit or loss. For an explanation of how the Group determines fair value of financial instruments, see Note 25.

An investment in equity securities is classified as FVPL unless the equity investment is not held for trading purposes and on initial recognition of the investment the Group makes an irrevocable election to designate the investment at fair value through other comprehensive income (FVOCI) (non-recycling) such that subsequent changes in fair value are recognised in other comprehensive income. Such elections are made on an instrument-by-instrument basis, but may only be made if the investment meets the definition of equity from the issuer's perspective. Where such an election is made, the amount accumulated in other comprehensive income remains in the fair value reserve (non-recycling) until the investment is disposed of. At the time of disposal, the amount accumulated in the fair value reserve (non-recycling) is transferred to retained earnings. It is not recycled through profit or loss. Dividends from an investment in equity securities, irrespective of whether classified as of FVPL or FVOCI, are recognised in profit or loss as other income.

(g) Property, plant and equipment

The following items of property, plant and equipment are stated at cost less accumulated depreciation and impairment losses (see Note 2(j)(ii)):

- Plant and buildings held for own use which are situated on leasehold land (see Note 2(i)); and
- Other items of property, plant and equipment.

The cost of self-constructed items of property, plant and equipment includes the cost of materials, direct labour and the initial estimate, where relevant, of the costs of dismantling and removing the items and restoring the site on which they are located, and an appropriate proportion of production overheads and borrowing costs (see Note 2(x)).

Construction in progress is transferred to respective items under property, plant and equipment when it is ready for its intended use. No depreciation is provided against construction in progress.

Items may be produced while bringing an item of property, plant and equipment to the location and condition necessary for it to be capable of operating in the manner intended by management. The proceeds from selling any such items and the related costs are recognised in profit or loss.

Gains or losses arising from the retirement or disposal of an item of property, plant and equipment are determined as the difference between the net disposal proceeds and the carrying amount of the item and are recognised in profit or loss on the date of retirement or disposal.

Depreciation is calculated to write-off the cost of items of property, plant and equipment, less their estimated residual value, if any, using the straight-line method over their estimated useful lives as follows:

- Plant and buildings situated on leasehold land are depreciated over the shorter of the unexpired term of lease and their estimated useful lives, being no more than 50 years after the date of completion
- Machinery 5 – 15 years
- Motor vehicles 5 – 10 years
- Office equipment and others 5 – 15 years

Where parts of an item of property, plant and equipment have different useful lives, the cost of the item is allocated on a reasonable basis between the parts and each part is depreciated separately. Both the useful life of an asset and its residual value, if any, are reviewed annually.

(h) Intangible assets (other than goodwill) and research and development expenses

Expenditure on research activities is recognised as an expense in the period in which it is incurred. Expenditure on development activities is capitalised if the product or process is technically and commercially feasible and the Group has sufficient resources and the intention to complete development. The expenditure capitalised includes the costs of materials, direct labour, and an appropriate proportion of overheads. Other development expenditure is recognised as an expense in the period in which it is incurred.

Development cost under intangible assets is transferred to respective items under intangible assets when it is ready for its intended use. No amortisation is provided against development cost.

Other intangible assets that are acquired by the Group are stated at cost less accumulated amortisation (where the estimated useful life is finite) and impairment losses (see Note 2(j)(ii)). Expenditure on internally generated goodwill and brands is recognised as an expense in the period in which it is incurred.

Amortisation of intangible assets with finite useful lives is charged to profit or loss on a straight-line basis over the assets' estimated useful lives. The following intangible assets with finite useful lives are amortised from the date they are available for use and their estimated useful lives are as follows:

- Patents 10 – 13 years
- Generic drug intellectual property rights 10 years

Both the period and method of amortisation are reviewed annually.

Intangible assets are not amortised while their useful lives are assessed to be indefinite. Any conclusion that the useful life of an intangible asset is indefinite is reviewed annually to determine whether events and circumstances continue to support the indefinite useful life assessment for that asset. If they do not, the change in the useful life assessment from indefinite to finite is accounted for prospectively from the date of change and in accordance with the policy for amortisation of intangible assets with finite lives as set out above.

(i) Lease assets

At inception of a contract, the Group assesses whether the contract is, or contains, a lease. A contract is, or contains, a lease if the contract conveys the right to control the use of an identified asset for a period of time in exchange for consideration. Control is conveyed where the customer has both the right to direct the use of the identified asset and to obtain substantially all of the economic benefits from that use.

As a lessee

Where the contract contains lease component(s) and non-lease component(s), the Group has elected not to separate non-lease components and accounts for each lease component and any associated non-lease components as a single lease component for all leases.

At the lease commencement date, the Group recognises a right-of-use asset and a lease liability, except for short-term leases that have a lease term of 12 months or less and leases of low-value assets. When the Group enters into a lease in respect of a low-value asset, the Group decides whether to capitalise the lease on a lease-by-lease basis. The lease payments associated with those leases which are not capitalised are recognised as an expense on a systematic basis over the lease term.

Where the lease is capitalised, the lease liability is initially recognised at the present value of the lease payments payable over the lease term, discounted using the interest rate implicit in the lease or, if that rate cannot be readily determined, using a relevant incremental borrowing rate. After initial recognition, the lease liability is measured at amortised cost and interest expense is calculated using the effective interest method. Variable lease payments that do not depend on an index or rate are not included in the measurement of the lease liability and hence are charged to profit or loss in the accounting period in which they are incurred.

The right-of-use asset recognised when a lease is capitalised is initially measured at cost, which comprises the initial amount of the lease liability plus any lease payments made at or before the commencement date, and any initial direct costs incurred. Where applicable, the cost of the right-of-use assets also includes an estimate of costs to dismantle and remove the underlying asset or to restore the underlying asset or the site on which it is located, discounted to their present value, less any lease incentives received. The right-of-use asset is subsequently stated at cost less accumulated depreciation and impairment losses (see Note 2(j)(ii)). The right-of-use asset is depreciated using the straight-line method from the commencement date to the earlier of the end of the useful life of the right-of-use asset or the end of the lease term.

The initial fair value of refundable rental deposits is accounted for separately from the right-of-use assets in accordance with the accounting policy applicable to investments in debt securities carried at amortised cost. Any difference between the initial fair value and the nominal value of the deposits is accounted for as additional lease payments made and is included in the cost of right-of-use assets.

The lease liability is remeasured when there is a change in future lease payments arising from a change in an index or rate, or there is a change in the Group's estimate of the amount expected to be payable under a residual value guarantee, or there is a change arising from the reassessment of whether the Group will be reasonably certain to exercise a purchase, extension or termination option. When the lease liability is remeasured in this way, a corresponding adjustment is made to the carrying amount of the right-of-use asset, or is recorded in profit or loss if the carrying amount of the right-of-use asset has been reduced to zero.

The lease liability is also remeasured when there is a change in the scope of a lease or the consideration for a lease that is not originally provided for in the lease contract ("lease modification") that is not accounted for as a separate lease. In this case the lease liability is remeasured based on the revised lease payments and lease term using a revised discount rate at the effective date of the modification. The only exceptions are rent concessions that occurred as a direct consequence of the COVID-19 pandemic and met the conditions set out in paragraph 46B of IFRS 16, *Leases*. In such cases, the Group has taken advantage of the practical expedient not to assess whether the rent concessions are lease modifications, and recognised the change in consideration as negative variable lease payments in profit or loss in the period in which the event or condition that triggers the rent concessions occurred.

In the consolidated statement of financial position, the current portion of long-term lease liabilities is determined as the present value of contractual payments that are due to be settled within twelve months after the reporting period.

For sale and leaseback transactions, the Group considers whether the initial transfer of the underlying asset to the buyer-lessor is a sale. The Group applies IFRS 15 to determine whether a sale has taken place.

When the transfer to buyer-lessor is a sale, the Group derecognises the underlying asset and applies the lessee accounting model to the leaseback — the Group measures the right-of-use asset at the retained portion of the previous carrying amount (i.e. at cost), and recognises only the amount of any gain or loss related to the rights transferred to the lessor.

When the transfer to buyer-lessor is not a sale, the Group continues to recognise the underlying asset, and recognises a financial liability for any amount received from the buyer-lessor.

(j) Credit losses and impairment of assets

(i) Credit losses from financial instruments

The Group recognises a loss allowance for expected credit losses (ECLs) on the financial assets measured at amortised cost (including cash and cash equivalents, trade and other receivables).

Measurement of ECLs

ECLs are a probability-weighted estimate of credit losses. Credit losses are measured as the present value of all expected cash shortfalls (i.e. the difference between the cash flows due to the Group in accordance with the contract and the cash flows that the Group expects to receive).

The maximum period considered when estimating ECLs is the maximum contractual period over which the Group is exposed to credit risk.

In measuring ECLs, the Group takes into account reasonable and supportable information that is available without undue cost or effort. This includes information about past events, current conditions and forecasts of future economic conditions.

ECLs are measured on either of the following bases:

- 12-month ECLs: these are losses that are expected to result from possible default events within the 12 months after the reporting date; and
- lifetime ECLs: these are losses that are expected to result from all possible default events over the expected lives of the items to which the ECL model applies.

Loss allowances for trade and other receivables are always measured at an amount equal to lifetime ECLs. ECLs on these financial assets are estimated using a provision matrix based on the Group's historical credit loss experience, current market conditions and forward-looking information. According to the past experience of the Group, the loss patterns for different customers are not significantly different. Therefore, the receivables are not segmented when calculating the loss allowance.

For all other financial instruments, the Group recognises a loss allowance equal to 12-month ECLs unless there has been a significant increase in credit risk of the financial instrument since initial recognition, in which case the loss allowance is measured at an amount equal to lifetime ECLs.

Significant increases in credit risk

In assessing whether the credit risk of a financial instrument has increased significantly since initial recognition, the Group compares the risk of default occurring on the financial instrument assessed at the reporting date with that assessed at the date of initial recognition. In making this reassessment, the Group considers that a default event occurs when (i) the borrower is unlikely to pay its credit obligations to the Group in full, without recourse by the Group to actions such as realising security (if any is held); or (ii) the financial asset is 90 days past due. The Group considers both quantitative and qualitative information that is reasonable and supportable, including historical experience and forward-looking information that is available without undue cost or effort.

In particular, the following information is taken into account when assessing whether credit risk has increased significantly since initial recognition:

- failure to make payments of principal or interest on their contractually due dates;
- an actual or expected significant deterioration in a financial instrument's external or internal credit rating (if available);
- an actual or expected significant deterioration in the operating results of the debtor; and
- existing or forecast changes in the technological, market, economic or legal environment that have a significant adverse effect on the debtor's ability to meet its obligation to the Group.

Depending on the nature of the financial instruments, the assessment of a significant increase in credit risk is performed on either an individual basis or a collective basis. When the assessment is performed on a collective basis, the financial instruments are grouped based on shared credit risk characteristics, such as past due status and credit risk ratings.

ECLs are remeasured at each reporting date to reflect changes in the financial instrument's credit risk since initial recognition. Any change in the ECL amount is recognised as an impairment gain or loss in profit or loss. The Group recognises an impairment gain or loss for all financial instruments with a corresponding adjustment to their carrying amount through a loss allowance account, except for investments in debt securities that are measured at FVOCI (recycling), for which the loss allowance is recognised in other comprehensive income and accumulated in the fair value reserve (recycling).

Basis of calculation of interest income

Interest income recognised in accordance with Note 2(w)(ii) is calculated based on the gross carrying amount of the financial asset unless the financial asset is credit-impaired, in which case interest income is calculated based on the amortised cost (i.e. the gross carrying amount less loss allowance) of the financial asset.

At each reporting date, the Group assesses whether a financial asset is credit-impaired. A financial asset is credit-impaired when one or more events that have a detrimental impact on the estimated future cash flows of the financial asset have occurred.

Evidence that a financial asset is credit-impaired includes the following observable events:

- significant financial difficulties of the debtor;
- a breach of contract, such as a default or delinquency in interest or principal payments;
- it becoming probable that the borrower will enter into bankruptcy or other financial reorganisation; or
- significant changes in the technological, market, economic or legal environment that have an adverse effect on the debtor.

Write-off policy

The gross carrying amount of a financial asset is written-off (either partially or in full) to the extent that there is no realistic prospect of recovery. This is generally the case when the asset becomes 365 days past due or when the Group determines that the debtor does not have assets or sources of income that could generate sufficient cash flows to repay the amounts subject to the write-off.

Subsequent recoveries of an asset that was previously written-off are recognised as a reversal of impairment in profit or loss in the period in which the recovery occurs.

(ii) Impairment of other non-current assets

Internal and external sources of information are reviewed at the end of each reporting period to identify indications that the following assets may be impaired or, except in the case of goodwill, an impairment loss previously recognised no longer exists or may have decreased:

- Property, plant and equipment;
- Right-of-use assets;
- Intangible assets;
- Interests in an associate;
- Goodwill;
- Prepayments; and
- Investments in subsidiaries in the Company's statement of financial position.

If any such indication exists, the asset's recoverable amount is estimated. In addition, for goodwill and intangible assets that are not yet available for use, the recoverable amount is estimated annually whether or not there is any indication of impairment.

- *Calculation of recoverable amount*

The recoverable amount of an asset is the greater of its fair value less costs of disposal and value in use. In assessing value in use, the estimated future cash flows are discounted to their present value using a pre-tax discount rate that reflects current market assessments of time value of money and the risks specific to the asset. Where an asset does not generate cash inflows largely independent of those from other assets, the recoverable amount is determined for the smallest group of assets that generates cash inflows independently (i.e. a cash-generating unit). A portion of the carrying amount of a corporate asset (for example, head office building) is allocated to an individual cash-generating unit if the allocation can be done on a reasonable and consistent basis, or to the smallest group of cash-generating units if otherwise.

- *Recognition of impairment losses*

An impairment loss is recognised in profit or loss if the carrying amount of an asset, or the cash-generating unit to which it belongs, exceeds its recoverable amount. Impairment losses recognised in respect of cash-generating units are allocated first to reduce the carrying amount of any goodwill allocated to the cash-generating unit (or group of units) and then, to reduce the carrying amount of the other assets in the unit (or group of units) on a pro rata basis, except that the carrying value of an asset will not be reduced below its individual fair value less costs of disposal (if measurable) or value in use (if measurable).

- *Reversals of impairment losses*

In respect of assets other than goodwill, an impairment loss is reversed if there has been a favorable change in the estimates used to determine the recoverable amount. An impairment loss in respect of goodwill is not reversed.

A reversal of an impairment loss is limited to the asset's carrying amount that would have been determined had no impairment loss been recognised in prior years. Reversals of impairment losses are credited to profit or loss in the year in which the reversals are recognised.

(k) Inventories

Inventories are assets which are held for sale in the ordinary course of business, in the process of production for such sale or in the form of materials or supplies to be consumed in the production process or in the rendering of services.

Inventories are carried at the lower of cost and net realisable value.

Cost is calculated using the weighted average cost formula and comprises all costs of purchase, costs of conversion and other costs incurred in bringing the inventories to their present location and condition.

Net realisable value is the estimated selling price in the ordinary course of business less the estimated costs of completion and the estimated costs necessary to make the sale.

When inventories are sold, the carrying amount of those inventories is recognised as an expense in the period in which the related revenue is recognised.

The amount of any write-down of inventories to net realisable value and all losses of inventories are recognised as an expense in the period the write-down or loss occurs. The amount of any reversal of any write-down of inventories is recognised as a reduction in the amount of inventories recognised as an expense in the period in which the reversal occurs.

A right to recover returned goods is recognised for the right to recover products from customers sold with a right of return. It is measured in accordance with the policy set out in Note 2(w)(i).

(l) Contract liabilities

A contract liability is recognised when the customer pays consideration before the Group recognises the related revenue (see Note 2(w)). A contract liability would also be recognised if the Group has an unconditional right to receive consideration before the Group recognises the related revenue. In such cases, a corresponding receivable would also be recognised (see Note 2(m)).

(m) Trade and other receivables

A receivable is recognised when the Group has an unconditional right to receive consideration. A right to receive consideration is unconditional if only the passage of time is required before payment of that consideration is due.

Trade receivables that do not contain a significant financing component are initially measured at their transaction price. Trade receivables that contain a significant financing component and other receivables are initially measured at fair value plus transaction costs. All receivables are subsequently stated at amortised cost using the effective interest method and including allowance for credit losses (see Note 2(j)(i)).

(n) Shares issued

Shares issued are classified as equity if they bear discretionary dividends, do not contain any obligations to deliver cash or other financial assets and do not require settlement in a variable number of the Group's equity instruments. Discretionary dividends on such shares issued are recognised as distributions within equity.

A financial liability is recognised if the Group has the obligation to redeem any equity instruments issued on a specific date or at the option of the shareholders (including the options that are only exercisable in case of occurrence of certain contingent triggering events). The liability is recognised and measured at the present value of the exercise price.

(o) Interest-bearing borrowings

Interest-bearing borrowings are measured initially at fair value less transaction costs. Subsequent to initial recognition, interest-bearing borrowings are stated at amortised cost unless the effect of discounting would be immaterial, in which case they are stated at invoice amounts.

(p) Convertible bonds

Convertible bonds that can be converted into ordinary shares at the option of the holder, where a fixed number of shares are issued for a fixed amount of cash or other financial assets, are accounted for as compound financial instruments, i.e. they contain both a liability component and an equity component.

At initial recognition the derivative component of the convertible bonds is measured at fair value and presented as part of derivative financial instruments. Any excess of proceeds over the amount initially recognised as the derivative component is recognised as the host liability component. Transaction costs that relate to the issue of the convertible note are allocated to the host liability and derivative components in proportion to the allocation of proceeds. The portion of the transaction costs relating to the host liability component is recognised initially as part of the liability. The portion relating to the derivative component is recognised immediately in profit or loss.

The derivative component is subsequently remeasured at fair value. The host liability component is subsequently carried at amortised cost. Interest expense recognised in profit or loss on the host liability component is calculated using the effective interest method.

If the bonds are converted, the shares issued are measured at fair value and any difference between the fair value of shares issued and the carrying amounts of the derivative and liability components are recognised in profit or loss. If the bonds are redeemed, any difference between the amount paid and the carrying amounts of both components is recognised in profit or loss.

(q) Derivative financial instruments

Derivative financial instruments are recognised at fair value. At the end of each reporting period the fair value is remeasured. The gain or loss on remeasurement to fair value is recognised immediately in profit or loss.

(r) Trade and other payables

Trade and other payables are initially recognised at fair value. Subsequent to initial recognition, trade and other payables are stated at amortised cost unless the effect of discounting would be immaterial, in which case they are stated at invoice amounts.

(s) Cash and cash equivalents

Cash and cash equivalents comprise cash at bank and on hand, demand deposits with banks and other financial institutions, and short-term, highly liquid investments that are readily convertible into known amounts of cash and which are subject to an insignificant risk of changes in value, having been within three months of maturity at acquisition. Cash and cash equivalents are assessed for expected credit losses (ECL) in accordance with the policy set out in the Note 2(j)(i).

(t) Employee benefits

(i) *Short-term employee benefits and contributions to defined contribution retirement plans*

Salaries, annual bonuses, paid annual leave, contributions to defined contribution retirement plans and the cost of non-monetary benefits are accrued in the year in which the associated services are rendered by employees. Where payment or settlement is deferred and the effect would be material, these amounts are stated at their present values.

Annual contributions to retirement benefit schemes operated by the government in the PRC are recognised in the profit or loss as and when incurred, except to the extent that they are included in the cost of inventories not yet recognised as an expense.

(ii) *Share-based payments*

The fair value of share-based payments awards granted to employees is recognised as an employee cost with a corresponding increase in share-based payment reserve within equity. The fair value is measured at grant date with reference to the price per share in the latest equity financing transaction or fair value valuation techniques, taking into account the terms and conditions upon which the share-based payments awards were granted. Where the employees have to meet vesting conditions before becoming unconditionally entitled to the shares, the total estimated fair value of share-based payments awards is spread over the vesting period, taking into account the probability that the shares will vest.

During the vesting period, the number of shares that is expected to vest is reviewed. Any resulting adjustment to the cumulative fair value recognised in prior periods is charged/credited to the profit or loss for the period of the review with a corresponding adjustment to the share-based payment reserve. On vesting date, the amount recognised as an expense is adjusted to reflect the actual number of shares that vest (with a corresponding adjustment to the share-based payment reserve).

(iii) Termination benefits

Termination benefits are recognised at the earlier of when the Group can no longer withdraw the offer of those benefits and when it recognises restructuring costs involving the payment of termination benefits.

(u) Income tax

Income tax for the period comprises current tax and deferred tax. It is recognised in profit or loss except to the extent that it relates to items recognised in other comprehensive income or directly in equity, in which case the relevant amounts of tax are recognised in other comprehensive income or directly in equity, respectively.

Current tax comprises the estimated tax payable or receivable on the taxable income or loss for the period and any adjustments to the tax payable or receivable in respect of previous years. The amount of current tax payable or receivable is the best estimate of the tax amount expected to be paid or received that reflects any uncertainty related to income taxes. It is measured using tax rates enacted or substantively enacted at the reporting date. Current tax also includes any tax arising from dividends.

Current tax assets and liabilities are offset only if certain criteria are met.

Deferred tax is recognised in respect of temporary differences between the carrying amounts of assets and liabilities for financial reporting purposes and the amounts used for taxation purposes. Deferred tax is not recognised for:

- temporary differences on the initial recognition of assets or liabilities in a transaction that is not a business combination and that affects neither accounting nor taxable profit or loss and does not give rise to equal taxable and deductible temporary differences;
- temporary differences related to investments in subsidiaries and associates to the extent that the Group is able to control the timing of the reversal of the temporary differences and it is probable that they will not reverse in the foreseeable future; and
- taxable temporary differences arising on the initial recognition of goodwill.

The Group recognised deferred tax assets and deferred tax liabilities separately in relation to its lease liabilities and right-of-use assets.

Deferred tax assets are recognised for unused tax losses, unused tax credits and deductible temporary differences to the extent that it is probable that future taxable profits will be available against which they can be used. Future taxable profits are determined based on the reversal of relevant taxable temporary differences. If the amount of taxable temporary differences is insufficient to recognise a deferred tax asset in full, then future taxable profits, adjusted for reversals of existing temporary differences, are considered, based on the business plans for individual subsidiaries in the Group. Deferred tax assets are reviewed at each reporting date and are reduced to the extent that it is no longer probable that the related tax benefit will be realised; such reductions are reversed when the probability of future taxable profits improves.

Deferred tax assets and liabilities are offset only if certain criteria are met.

Additional income taxes that arise from the distribution of dividends are recognised when the liability to pay the related dividends is recognised.

Current tax balances and deferred tax balances, and movements therein, are presented separately from each other and are not offset. Current tax assets are offset against current tax liabilities, and deferred tax assets against deferred tax liabilities, if the Company or the Group has the legally enforceable right to set off current tax assets against current tax liabilities and the following additional conditions are met:

- in the case of current tax assets and liabilities, the Group intends either to settle on a net basis, or to realise the asset and settle the liability simultaneously; or
- in the case of deferred tax assets and liabilities, if they relate to income taxes levied by the same taxation authority on either:
 - the same taxable entity; or
 - different taxable entities, which, in each future period in which significant amounts of deferred tax liabilities or assets are expected to be settled or recovered, intend to realise the current tax assets and settle the current tax liabilities on a net basis or realise and settle simultaneously.

(v) Provisions and contingent liabilities

Provisions are recognised when the Group has a legal or constructive obligation arising as a result of a past event, it is probable that an outflow of economic benefits will be required to settle the obligation and a reliable estimate can be made. Where the time value of money is material, provisions are stated at the present value of the expenditure expected to settle the obligation.

Where it is not probable that an outflow of economic benefits will be required, or the amount cannot be estimated reliably, the obligation is disclosed as a contingent liability, unless the probability of outflow of economic benefits is remote. Possible obligations, whose existence will only be confirmed by the occurrence or non-occurrence of one or more future events are also disclosed as contingent liabilities unless the probability of outflow of economic benefits is remote.

Where some or all of the expenditure required to settle a provision is expected to be reimbursed by another party, a separate asset is recognised for any expected reimbursement that would be virtually certain. The amount recognised for the reimbursement is limited to the carrying amount of the provision.

(w) Revenue and other income

Income is classified by the Group as revenue when it arises from the sale of goods, the provision of services or the use by others of the Group's assets under leases in the ordinary course of the Group's business.

The Group is the principal for its revenue transactions and recognises revenue on a gross basis, including the sale of goods that are sourced externally. In determining whether the Group acts as a principal or as an agent, it considers whether it obtains control of the products before they are transferred to the customers. Control refers to the Group's ability to direct the use of and obtain substantially all of the remaining benefits from the products.

Further details of the Group's revenue and other income recognition policies are as follows:

(i) Revenue from contracts with customers:

Revenue is recognised when control over a product or service is transferred to the customer, at the amount of promised consideration to which the Group is expected to be entitled, excluding those amounts collected on behalf of third parties such as value added tax or other sales taxes.

Sale of goods

Revenue is recognised once the products delivered to the location designated by the distributor and accepted as the control of the goods are considered to have been transferred to the distributor. Payment terms and conditions vary by customers and are based on the billing schedule established in the contracts or purchase orders with customers, but the Group generally provides credit terms to customers within six months upon customer acceptance. The Group takes advantage of the practical expedient in paragraph 63 of IFRS 15 and does not adjust the consideration for any effects of a significant financing component as the period of financing is 12 months or less.

The Group typically offers sales rebates to customers when their purchase amount or settlement amount during the period reaches certain agreed thresholds. Such rights of sales rebates give rise to variable consideration. The Group calculates variable consideration according to the rebate bases and the rebate ratios which are stipulated in the sales contracts. At the time of sale of goods, the Group recognises revenue after taking into account the adjustment to transaction price arising from the aforementioned sales rebates.

(ii) Revenue from other sources and other income

(a) Interest income

Interest income is recognised as it accrues using the effective interest method. For financial assets measured at amortised cost or FVOCI (recycling) that are not credit-impaired, the effective interest rate is applied to the gross carrying amount of the asset. For credit-impaired financial assets, the effective interest rate is applied to the amortised cost (i.e. gross carrying amount net of loss allowance) of the asset (see Note 2(j)(i)).

(b) Government grants

Government grants are recognised in the statements of financial position initially when there is reasonable assurance that they will be received and that the Group will comply with the conditions attaching to them. Grants that compensate the Group for expenses incurred are recognised as income in profit or loss on a systematic basis in the same periods in which the expenses are incurred. Grants that compensate the Group for the cost of an asset are recognised initially as deferred income and amortised to profit or loss on a straight-line basis over the useful life of the asset by way of recognised in other income.

(x) Borrowing costs

Borrowing costs that are directly attributable to the acquisition, construction or production of an asset which necessarily takes a substantial period of time to get ready for its intended use or sale are capitalised as part of the cost of that asset. Other borrowing costs are expensed in the period in which they are incurred.

The capitalisation of borrowing costs as part of the cost of a qualifying asset commences when expenditure for the asset is being incurred, borrowing costs are being incurred and activities that are necessary to prepare the asset for its intended use or sale are in progress. Capitalisation of borrowing costs is suspended or ceases when substantially all the activities necessary to prepare the qualifying asset for its intended use or sale are interrupted or complete.

(y) Translation of foreign currencies

Foreign currency transactions during the year are translated at the foreign exchange rates ruling at the transaction dates. Monetary assets and liabilities denominated in foreign currencies are translated at the foreign exchange rates ruling at the end of the reporting period. Exchange gains and losses are recognised in profit or loss.

Non-monetary assets and liabilities that are measured in terms of historical cost in a foreign currency are translated using the foreign exchange rates ruling at the transaction dates. The transaction date is the date on which the Group initially recognises such non-monetary assets or liabilities. Non-monetary assets and liabilities denominated in foreign currencies that are stated at fair value are translated using the foreign exchange rates ruling at the dates the fair value was measured.

The results of operations are translated into RMB at the exchange rates approximating the foreign exchange rates ruling at the dates of the transactions. Statement of financial position items are translated into RMB at the closing foreign exchange rates at the end of each reporting period. The resulting exchange differences are recognised in other comprehensive income and accumulated separately in equity in the exchange reserve.

(a) A person, or a close member of that person's family, is related to the Group if that person:

- (i)** has control or joint control over the Group;
- (ii)** has significant influence over the Group; or
- (iii)** is a member of the key management personnel of the Group or the Group's parent.

- (b) An entity is related to the Group if any of the following conditions applies:
- (i) The entity and the Group are members of the same group (which means that each parent, subsidiary and fellow subsidiary is related to the others).
 - (ii) One entity is an associate or joint venture of the other entity (or an associate or joint venture of a member of a group of which the other entity is a member).
 - (iii) Both entities are joint ventures of the same third party.
 - (iv) One entity is a joint venture of a third entity and the other entity is an associate of the third entity.
 - (v) The entity is a post-employment benefit plan for the benefit of employees of either the Group or an entity related to the Group.
 - (vi) The entity is controlled or jointly controlled by a person identified in (a).
 - (vii) A person identified in (a)(i) has significant influence over the entity or is a member of the key management personnel of the entity (or of a parent of the entity).
 - (viii) The entity, or any member of a group of which it is a part, provides key management personnel services to the Group or to the Group's parent.

Close members of the family of a person are those family members who may be expected to influence, or be influenced by, that person in their dealings with the entity.

(z) Segment reporting

Operating segments, and the amounts of each segment item reported in the Historical Financial Information, are identified from the financial information provided regularly to the Group's most senior executive management for the purposes of allocating resources to, and assessing the performance of, the Group's various lines of business and geographical locations.

Individually material operating segments are not aggregated for financial reporting purposes unless the segments have similar economic characteristics and are similar in respect of the nature of products and services, the nature of production processes, the type or class of customers, the methods used to distribute the products or provide the services, and the nature of the regulatory environment. Operating segments which are not individually material may be aggregated if they share a majority of these criteria.

3 ACCOUNTING ESTIMATES AND JUDGEMENTS

The key sources of estimation uncertainty and critical accounting judgements in applying the Group's accounting policies are described below.

(a) Impairments

- (i) In considering the impairment losses that may be required for certain property, plant and equipment, intangible assets, goodwill, interests in leasehold land held for own use and prepayments, the recoverable amount of these assets needs to be determined. The recoverable amount is the greater of the fair value less costs of disposal and the value in use. It is difficult to precisely estimate the fair value less costs of disposal because quoted market prices for these assets may not be readily available. In determining the value in use, expected cash flows generated by the asset are discounted to their present value, which requires significant judgement relating to items such as level of revenue and amount of operating costs. The Group uses all readily available information in determining an amount that is reasonable approximation of the recoverable amount, including estimates based on reasonable and supportable assumptions and projections of items such as revenue and operating costs.

- (ii) The Group estimates the loss allowances for trade and bills receivables by assessing the ECLs. This requires the use of estimates and judgements. ECLs are based on the Group's historical credit loss experience, adjusted for factors that are specific to the debtors, and an assessment of both the current and forecast general economic conditions at the end of the reporting period. Where the estimation is different from the original estimate, such difference will affect the carrying amounts of trade and bills receivables and thus the impairment loss in the period in which such estimate is changed. The Group keeps assessing the ECLs of trade and bills receivables during their expected lives.

(b) Development costs

Development costs are capitalised in accordance with the accounting policy for research and development ("R&D") costs in Note 2(h) to the Historical Financial Information. Critical judgement by the Group's management is applied when deciding whether the recognition requirements for development costs have been met. This is necessary as the economic success of any product development is uncertain and may be subject to future technical problems at the time of recognition. Judgements are based on the best information available at the end of the reporting period. In addition, all internal activities related to the R&D of new products are continuously monitored by the Group's management.

(c) Recognition of deferred tax assets

Deferred tax assets in respect of tax losses carried forward and deductible temporary differences are recognised and measured based on the expected manner of realisation or settlement of the carrying amount of the relevant assets and liabilities, using tax rates enacted or substantively enacted at the end of each reporting date. In determining the carrying amounts of deferred tax assets, expected taxable profits are estimated which involves a number of assumptions relating to the operating environment of the Group and requires a significant level of judgement exercised by the directors. Any change in such assumptions and judgement would affect the carrying amounts of deferred tax assets to be recognised and hence the net profit in future years.

4 REVENUE

(a) Revenue

The principal activities of the Group are research and development, manufacturing and sales of pharmaceuticals.

Revenue represents the sales value of goods supplied to customers. Revenue is after deduction of any trade discounts. The amount of each significant category of revenue is as follows:

	Years ended 31 December		
	2022	2023	2024
	RMB'000	RMB'000	RMB'000
Revenue from contracts with customers within the scope of IFRS 15			
Sales of anti-infective drugs	3,242,508	5,745,811	2,797,632
Sales of chronic disease treatment drugs	517,258	580,743	1,067,707
Others	53,800	59,062	153,566
	<u>3,813,566</u>	<u>6,385,616</u>	<u>4,018,905</u>

The Group's customer base is diversified and includes three, three, and three customers with whom transactions have exceeded 10% of the Group's revenue for the years ended 31 December 2022, 2023 and 2024, including sales to entities which are known to the Group to be under common control which being treated as a single customer. Revenue from these customers was amounted to RMB2,219,873,000, RMB3,748,539,000, and RMB1,979,757,000 for the years ended 31 December 2022, 2023 and 2024 respectively. Details of concentrations of credit risk arising from these customers are set out in Note 30(a).

The aggregated amount of the transaction price allocated to the remaining performance obligations under the Group's existing contract mainly related to the license transfer contract of the Group. The remaining performance obligations are expected to be recognised as revenue in the future performance period according to the corresponding drug research and development progress.

(b) Segment reporting**(i) Segment information**

The Group manages its businesses as a whole by the most senior executive management for the purposes of resource allocation and performance assessment. The Group's chief operating decision maker is the chief executive officer of the Group who reviews the Group's consolidated results of operations in assessing performance of and making decisions about allocations to this segment.

Accordingly, no reportable segment information is presented.

(ii) Geographic information

The following table sets out information about the geographical location of (i) the Group's revenue from external customers and (ii) the Group's property, plant and equipment, right-of-use assets, intangible assets and other relevant non-current assets ("specified non-current assets"). The geographical location of customers is based on the location at which the customers are registered. The geographical location of the specified non-current assets is based on the physical location of the asset, in the case of property, plant and equipment, right-of-use assets and the location of the operation to which they are allocated, in the case of intangible assets and other non-current assets.

Revenue from external customers

	Years ended 31 December		
	2022	2023	2024
	RMB'000	RMB'000	RMB'000
The PRC	3,753,159	6,335,896	3,880,476
The German Federal Republic (the "GFR")	40,472	32,436	23,512
The United States of America (the "USA")	18,545	14,634	24,716
The United Kingdom (the "UK")	—	—	86,952
Other countries	1,390	2,650	3,249
	<u>3,813,566</u>	<u>6,385,616</u>	<u>4,018,905</u>

Non-current assets

	As of 31 December		
	2022	2023	2024
	RMB'000	RMB'000	RMB'000
The PRC	6,235,797	5,926,172	6,648,615
The GFR	706	1,706	3,427
The USA	9	16	24
Other countries	189	64	132
	<u>6,236,701</u>	<u>5,927,958</u>	<u>6,652,198</u>

5 OTHER (LOSSES)/INCOME

	Note	Years ended 31 December		
		2022	2023	2024
		RMB'000	RMB'000	RMB'000
Government grants				
– Unconditional subsidies		40,207	38,950	52,036
– Conditional subsidies	26	18,272	8,573	15,744
Interest income from bank deposits and investments		8,027	50,111	62,283
Interest income from related parties		44,801	38,782	–
Net gain/(loss) on disposal of property, plant and equipment		699	(3,813)	18,142
Fair value change on derivative financial instruments embedded in convertible bonds	24(iv)	(859,569)	(79,796)	–
Fair value change on investments in equity securities.	15(i)	–	4,387	(2,521)
Net gain on foreign currency option contracts	15(iii)	–	17,547	7,681
Fair value change on a private fund investment.		–	–	734
Investment income from a trust investment scheme	15(ii)	–	4,645	–
Dividend income from listed equity securities.		–	247	309
Investment income from a private fund investment		–	–	8,105
Impairment loss on intangible assets	12	(190,423)	(468,726)	(68,308)
Impairment loss on goodwill	13	(75,896)	–	–
Net foreign exchange loss.	(i)	(280,732)	(35,284)	(4,377)
Others		602	1,708	(85)
		<u>(1,294,012)</u>	<u>(422,669)</u>	<u>89,743</u>

- (i) The amounts mainly represent foreign exchange loss for the years ended 31 December 2022 and 2023 arising from the translation of interest-bearing borrowings (see Note 24) which are denominated in United States Dollar (“USD”).

6 (LOSS)/PROFIT BEFORE TAXATION

(Loss)/profit before taxation is arrived at after charging/(crediting):

(a) Finance costs

	Note	Years ended 31 December		
		2022	2023	2024
		RMB'000	RMB'000	RMB'000
Interest on convertible bonds	24(iv)	257,329	92,178	–
Interest on financial instruments with preferential rights issued to investors	25	172,715	–	–
Interest on lease liabilities		7,917	6,074	6,508
Interest on bank loans and other borrowings		181,598	252,929	253,282
Interest on non-trade payables		86,022	36,958	–
		705,581	388,139	259,790
Less: interest expense capitalised into construction in progress*		(18,697)	(7,548)	(20,003)
		<u>686,884</u>	<u>380,591</u>	<u>239,787</u>

* The borrowing costs have been capitalised at a rate of 3.50% – 5.40%, 3.60% – 5.50%, and 4.00% – 5.50% per annum for the years ended 31 December 2022, 2023 and 2024 respectively.

(b) Staff costs

	Note	Years ended 31 December		
		2022	2023	2024
		RMB'000	RMB'000	RMB'000
Salaries, wages, bonuses and benefits		915,512	990,644	872,264
Equity-settled share-based payment expenses	27	–	130,278	266,545
Contributions to defined contribution retirement benefit schemes		62,694	59,963	58,597
		<u>978,206</u>	<u>1,180,885</u>	<u>1,197,406</u>

Pursuant to the relevant labour rules and regulations in the PRC, the Group participates in defined contribution retirement benefit schemes (the “Schemes”) organised by the local government authorities whereby the Group is required to make contributions to the Schemes based on certain percentages of the eligible employee’s salaries. The local government authorities are responsible for the entire pension obligations payable to the retired employees. The Group has no other material obligations for payments of retirement and other post-retirement benefits of employees other than the contributions described above.

The Group’s contributions to defined contribution plans are expensed as incurred and not reduced by contributions forfeited by those employees who leave the plans prior to vesting fully in the contributions.

(c) Other items

	Note	Years ended 31 December		
		2022	2023	2024
		RMB'000	RMB'000	RMB'000
Depreciation	11	235,227	263,968	293,876
Less: amount capitalised as development costs		(4,275)	(6,152)	(9,224)
		<u>230,952</u>	<u>257,816</u>	<u>284,652</u>
Amortisation	12	167,768	162,331	133,622
Less: amount capitalised as development costs		(46)	(206)	(230)
		<u>167,722</u>	<u>162,125</u>	<u>133,392</u>
Auditor's remuneration				
– audit services		2,700	1,950	2,178
– non-audit services		817	867	836
Listing and privatisation expenses		–	3,000	17,191
Lease charges	11	12,798	12,469	9,450
Cost of inventories sold*	17	<u>603,944</u>	<u>1,114,127</u>	<u>958,323</u>
(Reversals)/recognition of impairment loss on trade and bills receivables		(4,109)	4,979	127,771
Recognition/(reversals) of impairment loss on other trade receivables		1,534	(1,900)	(1,760)
		<u>(2,575)</u>	<u>3,079</u>	<u>126,011</u>

* Cost of inventories include RMB333,600,000, RMB389,719,000, and RMB384,215,000 for the years ended 31 December 2022, 2023 and 2024 respectively relating to staff costs, depreciation and amortisation expenses, which amount is also included in the respective total amounts disclosed separately above or in Note 6(b) for each of these types of expenses.

7 INCOME TAX IN THE CONSOLIDATED STATEMENTS OF PROFIT OR LOSS

(a) Taxation in the consolidated statements of profit or loss represents:

The Group is subject to income tax on an entity basis on profits arising in or derived from the jurisdictions in which members of the Group are domiciled and operate.

(i) Mainland China

Pursuant to the Corporate Income Tax (the “CIT”) Law of the Chinese mainland, the Company's Chinese mainland subsidiaries are subject to the CIT at a rate of 25%.

The CIT Law of the Chinese mainland allows enterprises to apply for the certificate of “High and New Technology Enterprise” (“HNTE”) which entitles the qualified companies to a preferential income tax rate of 15%. The Company and its subsidiaries, HEC CJ Pharm and Yichang HEC Pharmaceutical Co., Ltd. (“宜昌東陽光製藥有限公司”), were recognised as “HNTE” and enjoyed a preferential CIT rate of 15% for the years ended 31 December 2022, 2023 and 2024.

According to the relevant laws and regulations promulgated by the State Tax Bureau of the Chinese mainland that have been effective from 2021 onwards, enterprises engaging in research and development activities are entitled to claim 200% of their research and development expenses so incurred as tax deductible expenses when determining their assessable profits for that year (the “Super Deduction”). The Group has made its best estimate for the Super Deduction to be claimed for the Group's entities in ascertaining their assessable profits for the years ended 31 December 2022, 2023 and 2024.

(ii) Hong Kong

The provision for Hong Kong Profits Tax is subject to Hong Kong's two-tiered profits tax regime, under which the tax rate is 8.25% for assessable profits on the first Hong Kong Dollar ("HKD") 2,000,000 and 16.5% for any assessable profits in excess of HKD2,000,000. The Group's subsidiary in Hong Kong did not have any assessable profits for the years ended 31 December 2022, 2023 and 2024.

(iii) The USA

The Company's subsidiary is registered in New Jersey and is subject to a 9% corporate income tax rate.

(iv) The GFR

The Company's subsidiary is subject to corporate income tax which is charged at a rate of 15% on the taxable income. A 5.5% solidarity surcharge is charged on the CIT, resulting in an effective tax rate of 15.825%. There were no assessable profits for the years ended 31 December 2022, 2023 and 2024.

	Note	Years ended 31 December		
		2022	2023	2024
		RMB'000	RMB'000	RMB'000
Current tax				
Provision for CIT for the year	28(a)	60,532	368,095	95,694
Under/(over)-provision for CIT in respect of prior years	28(a)	6,122	(67)	5,969
		<u>66,654</u>	<u>368,028</u>	<u>101,663</u>
Deferred tax				
Origination and reversal of temporary differences	28(b)	(130,562)	3,556	14,588
		<u>(63,908)</u>	<u>371,584</u>	<u>116,251</u>
Total income tax (credit)/expense				
		<u>(63,908)</u>	<u>371,584</u>	<u>116,251</u>

(b) Reconciliation between income tax (credit)/expense and accounting (loss)/profit at applicable tax rates:

	Note	Years ended 31 December		
		2022	2023	2024
		RMB'000	RMB'000	RMB'000
(Loss)/profit before taxation		<u>(1,479,823)</u>	<u>1,385,462</u>	<u>141,054</u>
Notional tax on (loss)/profit before taxation, calculated at the rates applicable to loss/profit in the jurisdictions concerned . .	7(a)	(369,956)	346,366	35,264
Under/(over)-provision for PRC CIT in respect of prior years		6,122	(67)	5,969
Tax effect of non-deductible expenses		58,474	16,855	22,896
Tax effect of preferential tax rate	7(a)	118,479	(175,141)	(47,474)
Tax effect of additional deduction of R&D expenses		(89,028)	(63,252)	(85,614)
Tax effect of additional deduction of expenditure for purchasing machinery and equipment		(13,779)	—	—
Tax effect of utilisation of tax losses not recognised in prior years		(36,571)	(5,611)	(1,001)
Tax effect of recognition of tax losses not recognised in prior years		—	(67,914)	—
Tax effect of derecognition of deferred tax assets recognised in prior years		—	48,431	—
Tax effect of unused tax losses not recognised		262,351	271,917	186,211
Actual tax (credit)/expense		<u>(63,908)</u>	<u>371,584</u>	<u>116,251</u>

8 DIRECTORS' AND SUPERVISORS' REMUNERATION

The details of directors' and supervisors' remuneration are disclosed as follows:

	Year ended 31 December 2022				
	Directors' fees	Salaries, allowances and benefits in kind	Contributions to defined contribution retirement benefit schemes	Discretionary bonuses	Total
	RMB'000	RMB'000	RMB'000	RMB'000	RMB'000
Executive Directors					
Dr. Zhang Yingjun	—	616	36	1,140	1,792
Dr. Li Wenjia	—	518	34	1,219	1,771
Non-executive Directors					
Mr. Tang Xinfu	—	—	—	—	—
Mr. Zhu Yingwei	—	—	—	—	—
Ms. Dong Xiaowei	—	—	—	—	—
Mr. Zhang Jianbin	—	—	—	—	—
Ms. Wang Lei	—	—	—	—	—
Supervisors					
Mr. Mao Degui	—	—	—	—	—
Mr. Chen Gang	—	444	28	598	1,070
Dr. Li Jing	—	451	25	706	1,182
Total	—	2,029	123	3,663	5,815

Year ended 31 December 2023					
Directors' fees	Salaries, allowances and benefits in kind	Contributions to defined contribution retirement benefit schemes	Discretionary bonuses	Equity-settled share-based payment (note (i))	Total
RMB'000	RMB'000	RMB'000	RMB'000	RMB'000	RMB'000
Executive Directors					
Dr. Zhang Yingjun	—	527	34	1,296	6,761
Dr. Li Wenjia	—	450	32	1,344	4,845
Non-executive Directors					
Mr. Zhang Yushuai (appointed on 5 December 2023)	—	179	14	—	193
Mr. Tang Xinfu	—	—	—	32,189	32,189
Mr. Zhu Yingwei	—	—	—	—	—
Ms. Dong Xiaowei	—	—	—	—	—
Mr. Zhang Jianbin	—	—	—	—	—
Ms. Wang Lei	—	—	—	—	—
Independent Non-executive Directors					
Dr. Li Xintian (appointed on 15 September 2023)	44	—	—	—	44
Dr. Yin Hang Hubert (appointed on 15 September 2023)	44	—	—	—	44
Dr. Ma Dawei (appointed on 15 September 2023)	44	—	—	—	44
Dr. Lin Aimei (appointed on 15 September 2023)	44	—	—	—	44
Supervisors					
Mr. Mao Degui	—	—	—	—	—
Mr. Chen Gang	—	442	27	523	1,465
Dr. Li Jing	—	468	25	630	2,254
Total	176	2,066	132	3,793	47,514

Year ended 31 December 2024

	Directors' fees	Salaries, allowances and benefits in kind	Contributions to defined contribution retirement benefit schemes	Discretionary bonuses	Equity-settled share-based payment (note (i))	Total
	RMB'000	RMB'000	RMB'000	RMB'000	RMB'000	RMB'000
Executive Directors						
Dr. Zhang Yingjun	—	526	36	1,296	13,522	15,380
Dr. Li Wenjia.	—	477	34	1,344	9,691	11,546
Non-executive Directors						
Mr. Zhang Yushuai	—	328	36	—	—	364
Mr. Tang Xinfu	—	—	—	—	64,378	64,378
Mr. Zhu Yingwei	—	—	—	—	—	—
Ms. Dong Xiaowei	—	—	—	—	—	—
Mr. Zeng Xuebo (appointed on 11 December 2024) . .	—	—	—	—	—	—
Mr. Zhang Jianbin (resigned on 10 May 2024)	—	—	—	—	—	—
Ms. Wang Lei	—	—	—	—	—	—
Independent Non-executive Directors						
Dr. Li Xintian	150	—	—	—	—	150
Dr. Yin Hang Hubert . . .	150	—	—	—	—	150
Dr. Ma Dawei	150	—	—	—	—	150
Dr. Lin Aimei	150	—	—	—	—	150
Supervisors						
Mr. Mao Degui (resigned on 31 March 2024) . . .	—	—	—	—	—	—
Mr. Li Jing	—	446	27	630	4,507	5,610
Mr. Qing Shiwei (appointed on 11 December 2024) . .	—	145	22	300	—	467
Mr. Chen Gang	—	442	28	523	2,930	3,923
Total	<u>600</u>	<u>2,364</u>	<u>183</u>	<u>4,093</u>	<u>95,028</u>	<u>102,268</u>

(i) These represent the expense recognised in respect of restricted share units granted to the directors and supervisors under the Company's restricted share scheme. The value of these restricted share units is measured according to the Group's accounting policy for share-based payments transactions as set out in Note 2(t). The details of share-based payment, including the principal terms and number of shares granted, are disclosed in Note 27.

(ii) During the years ended 31 December 2022, 2023 and 2024, no emoluments were paid by the Group to the directors, supervisors or any of the five highest paid individuals set out in Note 9 below as an inducement to join or upon joining the Group or as compensation for loss of office. Except for Mr. Tang Xinfu, Mr. Zhu Yingwei, Ms. Dong Xiaowei, Mr. Zhang Jianbin, Ms. Wang Lei, Mr. Mao Degui, and Mr. Zeng Xuebo, no director or supervisor has waived or agreed to waive any emoluments during the Track Record Period.

9 INDIVIDUALS WITH HIGHEST EMOLUMENTS

Of the five individuals with the highest emoluments, three, three, and four of them are the directors/supervisors for the years ended 31 December 2022, 2023 and 2024 respectively, whose emoluments are disclosed in Note 8 above. The aggregate of the emoluments in respect of the remaining individuals are as follows:

	Years ended 31 December		
	2022	2023	2024
	<i>RMB'000</i>	<i>RMB'000</i>	<i>RMB'000</i>
Salaries and other emoluments	1,115	4,043	486
Discretionary bonuses	1,251	994	994
Contributions to defined contribution retirement benefit schemes	50	39	32
Equity-settled share-based payment	—	4,057	8,113
	<u>2,416</u>	<u>9,133</u>	<u>9,625</u>

The emoluments of the two, two, and one individuals with the highest emoluments for the years ended 31 December 2022, 2023 and 2024, respectively, are within the following band:

	Years ended 31 December		
	2022	2023	2024
	<i>Number of Individuals</i>	<i>Number of Individuals</i>	<i>Number of Individuals</i>
HKD1,000,001 – HKD1,500,000	2	—	—
HKD3,500,001 – HKD4,000,000	—	1	—
HKD6,000,001 – HKD6,500,000	—	1	—
HKD10,500,001 – HKD11,000,000	—	—	1

10 (LOSS)/EARNINGS PER SHARE

The calculation of basic (loss)/earnings per share is based on the (loss)/profit attributable to ordinary equity shareholders of the Company and the weighted average number of ordinary shares in issue or deemed to be in issue for the years ended 31 December 2022, 2023 and 2024.

As described in Note 29(c), the Company was converted into a joint stock limited liability company and 450,000,000 ordinary shares of RMB1.00 each were issued in June 2023. For the purpose of calculating basic and diluted (loss)/earnings per share, the weighted average number of ordinary shares deemed to be in issue before the Company's conversion into a joint stock limited liability company was determined assuming the conversion had occurred since 1 January 2022, at the exchange ratio established in the conversion in June 2023.

	Years ended 31 December		
	2022	2023	2024
(Loss)/profit for the year/period attributable to ordinary equity shareholders of the Company (in RMB'000) (note (a))	(1,084,623)	184,924	(207,434)
Weighted average number of ordinary shares (in thousands) (note (b))	<u>329,704</u>	<u>419,178</u>	<u>440,987</u>
Basic (loss)/earnings per share (in RMB).	<u>(3.29)</u>	<u>0.44</u>	<u>(0.47)</u>

(a) (Loss)/profit attributable to ordinary equity shareholders of the Company

	Years ended 31 December		
	2022	2023	2024
	RMB'000	RMB'000	RMB'000
(Loss)/profit for the year/period attributable to all equity shareholders of the Company	(1,209,205)	184,924	(207,434)
Allocation of loss for the year attributable to financial instruments with redemption rights (Note 25)	124,582	—	—
(Loss)/profit for the year/period attributable to ordinary equity shareholders of the Company. .	<u>(1,084,623)</u>	<u>184,924</u>	<u>(207,434)</u>

(b) Weighted average number of ordinary shares in issue or deemed to be in issue

	Years ended 31 December		
	2022	2023	2024
	'000	'000	'000
Ordinary shares at 1 January in issue or deemed to be in issue.	432,912	433,639	463,943
Effect of ordinary shares in issue or deemed to be in issue	606	19,242	—
Effect of financial instruments with redemption rights (Note 25)	(37,870)	—	—
Effect of treasury stock contributed from a shareholder (Note 29(e))	(42,988)	(10,747)	—
Effect of treasury stock held by share incentive scheme platforms (Note 29(e))	<u>(22,956)</u>	<u>(22,956)</u>	<u>(22,956)</u>
Weighted average number of ordinary shares at the end of the year/period in issue or deemed to be in issue	<u>329,704</u>	<u>419,178</u>	<u>440,987</u>

(c) Diluted (loss)/earnings per share

For the year ended 31 December 2022, there were no dilutive potential ordinary shares and therefore, diluted (loss)/earnings per share were the same as the basic (loss)/earnings per share.

For the years ended 31 December 2023 and 2024, the restricted shares of the Company under the 2023 Restricted Share Scheme (Note 27) were not included in the calculation of diluted earnings/(loss) per share because their inclusion would have been anti-dilutive. The Company does not have other potential ordinary shares and therefore diluted earnings/(loss) per share were the same as the basic earnings/(loss) per share.

11 FIXED ASSETS

(a) Reconciliation of carrying amount

The Group

	Property, plant and equipment						Right-of-use assets		
	Plant and buildings	Machinery	Office equipment and others	Motor vehicles	Construction in progress	Sub-total	Ownership interests in leasehold land held for own use	Other properties leased for own use	Total
	RMB'000	RMB'000	RMB'000	RMB'000	RMB'000	RMB'000	RMB'000	RMB'000	RMB'000
Cost:									
At 1 January 2022	1,649,223	1,180,440	669,155	4,426	599,065	4,102,309	413,255	184,107	4,699,671
Additions	10,272	8,401	14,523	35	436,114	469,345	–	41,082	510,427
Transfer from construction in progress	110,319	70,589	178,818	–	(359,726)	–	–	–	–
Disposals	(2,168)	(11,322)	(17,718)	(269)	–	(31,477)	–	(72,538)	(104,015)
At 31 December 2022	1,767,646	1,248,108	844,778	4,192	675,453	4,540,177	413,255	152,651	5,106,083
Additions	3,427	10,231	24,407	853	388,644	427,562	–	18,277	445,839
Transfer from construction in progress	79,874	291,729	44,898	2,314	(418,815)	–	–	–	–
Disposals	–	(14,456)	(22,570)	(173)	–	(37,199)	–	(11,322)	(48,521)
At 31 December 2023	1,850,947	1,535,612	891,513	7,186	645,282	4,930,540	413,255	159,606	5,503,401
Additions	11,383	12,116	20,085	829	450,638	495,051	–	93,082	588,133
Transfer from construction in progress	58,279	111,815	98,557	97	(268,748)	–	–	–	–
Reclassification	(11,181)	3,875	7,306	–	–	–	–	–	–
Disposals	(60,354)	(65,559)	(63,986)	–	–	(189,899)	–	(8,751)	(198,650)
At 31 December 2024	1,849,074	1,597,859	953,475	8,112	827,172	5,235,692	413,255	243,937	5,892,884
Accumulated depreciation:									
At 1 January 2022	(169,939)	(363,496)	(303,356)	(1,295)	–	(838,086)	(43,976)	(81,604)	(963,666)
Charge for the year	(53,980)	(81,029)	(62,715)	(381)	–	(198,105)	(8,917)	(28,205)	(235,227)
Written-back on disposals	437	8,889	14,484	256	–	24,066	–	71,253	95,319
At 31 December 2022	(223,482)	(435,636)	(351,587)	(1,420)	–	(1,012,125)	(52,893)	(38,556)	(1,103,574)
Charge for the year	(55,726)	(82,186)	(80,363)	(495)	–	(218,770)	(8,918)	(36,280)	(263,968)
Written-back on disposals	–	11,923	20,304	128	–	32,355	–	11,322	43,677
At 31 December 2023	(279,208)	(505,899)	(411,646)	(1,787)	–	(1,198,540)	(61,811)	(63,514)	(1,323,865)
Charge for the year	(58,021)	(99,834)	(89,429)	(701)	–	(247,985)	(8,918)	(36,973)	(293,876)
Written-back on disposals	11,774	42,793	52,829	–	–	107,396	–	8,451	115,847
At 31 December 2024	(325,455)	(562,940)	(448,246)	(2,488)	–	(1,339,129)	(70,729)	(92,036)	(1,501,894)
Carrying amount:									
At 31 December 2022	1,544,164	812,472	493,191	2,772	675,453	3,528,052	360,362	114,095	4,002,509
At 31 December 2023	1,571,739	1,029,713	479,867	5,399	645,282	3,732,000	351,444	96,092	4,179,536
At 31 December 2024	1,523,619	1,034,919	505,229	5,624	827,172	3,896,563	342,526	151,901	4,390,990

The Company

	Property, plant and equipment						Right-of-use assets		
	Plant and buildings	Machinery	Office equipment and others	Motor vehicles	Construction in progress	Sub-total	Ownership interests in leasehold land held for own use	Other properties leased for own use	Total
	RMB'000	RMB'000	RMB'000	RMB'000	RMB'000	RMB'000	RMB'000	RMB'000	RMB'000
Cost:									
At 1 January 2022	73,536	422,041	277,772	2,136	31,120	806,605	17,507	134,943	959,055
Additions	782	2,320	5,393	7	1,498	10,000	–	10,999	20,999
Transfer from construction in progress	–	32,618	–	–	(32,618)	–	–	–	–
Disposals	(2,168)	(8,296)	(13,411)	(269)	–	(24,144)	–	(5,316)	(29,660)
At 31 December 2022	72,150	448,683	269,754	1,874	–	792,461	17,507	140,426	950,394
Additions	156	3,252	9,320	4	4,391	17,123	–	17,182	34,305
Transfer from construction in progress	1,047	–	–	–	(1,047)	–	–	–	–
Disposals	–	(13,150)	(20,767)	(173)	–	(34,090)	–	(11,322)	(45,412)
At 31 December 2023	73,353	438,785	258,307	1,705	3,344	775,494	17,507	146,286	939,287
Additions	–	2,806	8,682	309	5,285	17,082	–	99,053	116,135
Transfer from construction in progress	–	5,425	2,593	–	(8,018)	–	–	–	–
Disposals	–	(56,068)	(52,170)	–	–	(108,238)	–	(2,003)	(110,241)
At 31 December 2024	73,353	390,948	217,412	2,014	611	684,338	17,507	243,336	945,181
Accumulated depreciation:									
At 1 January 2022	(21,460)	(221,537)	(201,092)	(645)	–	(444,734)	(5,974)	(53,952)	(504,660)
Charge for the year	(2,201)	(31,312)	(15,594)	(160)	–	(49,267)	(323)	(4,569)	(54,159)
Written-back on disposals	437	6,903	11,948	256	–	19,544	–	26,401	45,945
At 31 December 2022	(23,224)	(245,946)	(204,738)	(549)	–	(474,457)	(6,297)	(32,120)	(512,874)
Charge for the year	(2,209)	(29,885)	(14,425)	(147)	–	(46,666)	(323)	(33,423)	(80,412)
Written-back on disposals	–	10,955	18,688	128	–	29,771	–	11,322	41,093
At 31 December 2023	(25,433)	(264,876)	(200,475)	(568)	–	(491,352)	(6,620)	(54,221)	(552,193)
Charge for the year	(2,246)	(26,993)	(13,042)	(149)	–	(42,430)	(322)	(36,804)	(79,556)
Written-back on disposals	–	41,120	45,801	–	–	86,921	–	1,704	88,625
At 31 December 2024	(27,679)	(250,749)	(167,716)	(717)	–	(446,861)	(6,942)	(89,321)	(543,124)
Carrying amount:									
At 31 December 2022	48,926	202,737	65,016	1,325	–	318,004	11,210	108,306	437,520
At 31 December 2023	47,920	173,909	57,832	1,137	3,344	284,142	10,887	92,065	387,094
At 31 December 2024	45,674	140,199	49,696	1,297	611	237,477	10,565	154,015	402,057

- (i) All property, plant and equipment owned by the Group are located in the PRC, the USA, the GFR and Australia.
- (ii) As of 31 December 2022, 2023 and 2024, the Group was applying for certificates of ownership for certain properties, with carrying values of RMB453,202,000, RMB441,985,000 and RMB271,636,000 respectively. The directors of the Company are of the opinion that the use of and the conduct of operating activities at the properties referred to above are not affected by the fact that the Group has not yet obtained the relevant property title certificates.
- (iii) As of 31 December 2022, 2023 and 2024, amounts of RMB170,532,000, RMB264,928,000 and RMB293,211,000 of ownership interests in leasehold land held for own use, amounts of RMB409,075,000, RMB117,949,000 and RMB228,404,000 of construction in progress, and amounts of RMB609,044,000, RMB667,593,000 and RMB913,422,000 of plant and buildings were held in pledge for bank loans (Note 22(a)) respectively.

- (iv) The Group sold some of its machinery and equipment to external parties and leased them back for a term of 1 to 3 years. The Group determined the transfers to buyer-lessor were not considered as sales under IFRS 15, thus the Group continues to recognise the underlying assets, and recognises financial liabilities for the considerations received in accordance with the accounting policy set out in Note 2(i). No gain or loss was recognised from the sale and leaseback transactions for the years ended 31 December 2022, 2023 and 2024. As of 31 December 2022, 2023 and 2024, the carrying amounts of the plant and buildings and machinery pledged for the aforementioned sale and leaseback transactions were RMB367,645,000, RMB551,036,000 and RMB465,444,000 (Note 22(b)) respectively.

(b) Right-of-use assets

The analysis of the net book value of right-of-use assets by class of underlying asset is as follows:

		As of 31 December		
	<i>Note</i>	2022	2023	2024
		<i>RMB'000</i>	<i>RMB'000</i>	<i>RMB'000</i>
Included in fixed assets:				
– Ownership interests in leasehold land held for own use	(i)	360,362	351,444	342,526
– Other properties leased for own use	(ii)	114,095	96,092	151,901

The analysis of expense items in relation to leases recognised in profit or loss is as follows:

	Years ended 31 December		
	2022	2023	2024
	RMB'000	RMB'000	RMB'000
Depreciation charge of right-of-use assets by class of underlying assets:			
– Ownership interests in leasehold land held for own use	8,917	8,918	8,918
– Other properties leased for own use	28,205	36,280	36,973
Expense relating to short-term leases	12,798	12,469	9,450

- (i) Ownership interests in leasehold land and buildings held for own use

The Group holds several industrial buildings for its pharmaceutical business, where its manufacturing facilities are primarily located. The Group is the registered owner of these property interests, including the whole or part of undivided share in the underlying land. Lump sum payments were made upfront to acquire these property interests from their previous registered owners, and there are no ongoing payments to be made under the terms of the land lease, other than payments based on rateable values set by the relevant government authorities. These payments vary from time to time and are payable to the relevant government authorities.

- (ii) Other properties leased for own use

The Group has obtained the right to use other properties as its warehouses and retail stores through tenancy agreements. The leases typically run for an initial period of 2 to 5 years. Lease payments are usually increased every 3 years to reflect market rentals.

(c) Impairment assessment of non-financial assets

The Group follows the guidance of IAS 36 to determine when impairment indicators exist for its property, plant and equipment, right-of-use assets, intangible assets and goodwill. Except for certain intangible assets and goodwill, it was concluded that no impairment indicators existed as at 31 December 2022, 2023 and 2024.

12 INTANGIBLE ASSETS

The Group

		Hepatitis C drugs		Insulin		Other drugs		
			Capitalised development costs	Intellectual property rights	Capitalised development costs	Generic drug intellectual property rights	Capitalised development costs	
	Note	Patents						Total
		RMB'000	RMB'000	RMB'000	RMB'000	RMB'000	RMB'000	RMB'000
Cost:								
At 1 January 2022		431,644	193,809	150,963	199,724	1,169,604	151,540	2,297,284
Addition through internal development		–	76,351	–	54,642	–	83,666	214,659
Addition and transfer from prepayments	16	–	–	–	–	20,381	–	20,381
Transfer from development costs to patents		–	–	110,106	(110,106)	–	–	–
At 31 December 2022		431,644	270,160	261,069	144,260	1,189,985	235,206	2,532,324
Addition through internal development		–	14,581	–	45,000	–	116,687	176,268
Addition and transfer from prepayments	16	–	–	–	–	144,977	–	144,977
Transfer from development costs to patents		–	–	95,861	(95,861)	–	–	–
At 31 December 2023		431,644	284,741	356,930	93,399	1,334,962	351,893	2,853,569
Addition through internal development		–	6,840	–	41,825	–	121,676	170,341
At 31 December 2024		431,644	291,581	356,930	135,224	1,334,962	473,569	3,023,910
Accumulated amortisation:								
At 1 January 2022		(134,172)	–	(9,452)	–	(103,638)	–	(247,262)
Charge for the year		(34,610)	–	(17,230)	–	(115,928)	–	(167,768)
At 31 December 2022		(168,782)	–	(26,682)	–	(219,566)	–	(415,030)
Charge for the year		(29,591)	–	(29,302)	–	(103,438)	–	(162,331)
At 31 December 2023		(198,373)	–	(55,984)	–	(323,004)	–	(577,361)
Charge for the year		(7,630)	–	(35,693)	–	(90,299)	–	(133,622)
At 31 December 2024		(206,003)	–	(91,677)	–	(413,303)	–	(710,983)
Accumulated impairment losses:								
At 1 January 2022		–	–	–	–	(12,014)	–	(12,014)
Recognised in the year	(iii)	(20,399)	(22,599)	–	–	(147,425)	–	(190,423)
At 31 December 2022		(20,399)	(22,599)	–	–	(159,439)	–	(202,437)
Recognised in the year	(iii)	(139,753)	(151,913)	–	–	(177,060)	–	(468,726)
At 31 December 2023		(160,152)	(174,512)	–	–	(336,499)	–	(671,163)
Recognised in the year	(iii)	–	–	–	–	(68,308)	–	(68,308)
At 31 December 2024		(160,152)	(174,512)	–	–	(404,807)	–	(739,471)
Net book value:								
At 31 December 2022		242,463	247,561	234,387	144,260	810,980	235,206	1,914,857
At 31 December 2023		73,119	110,229	300,946	93,399	675,459	351,893	1,605,045
At 31 December 2024		65,489	117,069	265,253	135,224	516,852	473,569	1,573,456

The Company

	Hepatitis C drugs	Insulin	Other drugs		
	Capitalised development costs	Capitalised development costs	Generic drug intellectual property rights	Capitalised development costs	Total
	RMB'000	RMB'000	RMB'000	RMB'000	RMB'000
Cost:					
At 1 January 2022	17,956	747	47	51,382	70,132
Addition through internal development	37,377	7,055	—	31,635	76,067
At 31 December 2022 . . .	55,333	7,802	47	83,017	146,199
Addition through internal development	14,580	19,483	—	74,688	108,751
At 31 December 2023 . . .	69,913	27,285	47	157,705	254,950
Addition through internal development	5,620	149,316	—	59,291	214,227
At 31 December 2024 . . .	75,533	176,601	47	216,996	469,177
Accumulated amortisation:					
At 1 January 2022	—	—	(5)	—	(5)
Charge for the year	—	—	(4)	—	(4)
At 31 December 2022 . . .	—	—	(9)	—	(9)
Charge for the year	—	—	(5)	—	(5)
At 31 December 2023 . . .	—	—	(14)	—	(14)
Charge for the year	—	—	(5)	—	(5)
At 31 December 2024 . . .	—	—	(19)	—	(19)
Net book value:					
At 31 December 2022 . . .	55,333	7,802	38	83,017	146,190
At 31 December 2023 . . .	69,913	27,285	33	157,705	254,936
At 31 December 2024 . . .	75,533	176,601	28	216,996	469,158

(i) The amortisation charge for the year was included in “cost of sales” and “administrative expenses” in the consolidated statements of profit or loss, except to the extent that they are included in the development costs not yet recognised as an expense.

(ii) Development costs were development costs capitalised in accordance with the accounting policy for research and development costs set out in Note 2(h) to the Historical Financial Information.

As of 31 December 2022, 2023 and 2024, the intangible assets under development were not yet ready for intended use.

(iii) Intangible assets of the Group are tested for impairment based on the recoverable amount of the cash-generating unit (“CGU”) to which the intangible assets are related. The impairment test has been conducted by management as of 31 December 2022, 2023 and 2024. For the purpose of impairment testing, the recoverable amount of the intangible assets is determined based on value-in-use calculations. These calculations use the cash flow projections based on the financial forecasts approved by management, with reference to professional valuation reports issued by Beijing Kunyuan Zhicheng Asset Appraisal Co., Ltd. and Beijing Zhongtonghua Asset Appraisal Co., Ltd., independent firms of professionally qualified valuers.

The differences were RMB190,423,000, RMB468,726,000 and RMB68,308,000 in total based on the impairment evaluation result, which were recognised as impairment loss in “other (losses)/income” in the consolidated statements of profit or loss for the years ended 31 December 2022, 2023 and 2024 respectively.

(1) Capitalised development costs

Capitalised development costs represent internal development costs capitalised by pharmaceutical products as follows:

	Note	As of 31 December		
		2022	2023	2024
		RMB'000	RMB'000	RMB'000
Olorigliflozin	(a)	113,446	149,165	209,218
Larotinib	(a)	83,016	113,379	125,521
Insulin Degludec	(a)	49,917	80,150	91,625
Antaitavir	(a)	55,334	69,914	76,754
Liraglutide	(a)	38,742	45,023	45,669
Clifutinib	(a)	—	44,325	93,157
Emitasvir phosphate follow-up compounds	(b)	40,315	40,315	40,315
Insulin Degludec/Insulin Aspart	(a)	—	13,250	43,603
Combination therapy with Emitasvir Phosphate and Furaprevir	(c)	151,913	—	—
Insulin	(d)	94,344	—	—
		<u>627,027</u>	<u>555,521</u>	<u>725,862</u>

Capitalised development costs are tested for impairment annually based on the recoverable amount of the cash-generating unit (“CGU”) to which the capitalised development costs are related until the completion or abandonment of the related research and development efforts.

- (a) *Management regards each of these individual products as a separately identifiable asset and cash-generating unit (“CGU”) in the impairment test.*

Based on the result of the impairment test, the recoverable amount of each of these individual products calculated based on value in use exceeded their carrying amount as of 31 December 2022, 2023 and 2024, no impairment was recognised.

- (b) *Emitasvir phosphate follow-up compounds*

The new drug application of Emitasvir phosphate follow-up compounds has been accepted by the National Medical Products Administration of the People’s Republic of China in August 2023 and the Group is targeting to obtain the new drug approvals and permits in 2025.

Based on the result of the impairment test, the recoverable amount of Emitasvir phosphate follow-up compounds calculated based on value in use exceeded its carrying amount as of 31 December 2022, 2023 and 2024, no impairment was recognised.

- (c) *CGU of patents, capitalised development costs and goodwill related to a combination therapy with Emitasvir Phosphate and Furaprevir (collectively referred to as “Emitasvir and Furaprevir Combination Therapy Asset Group”)*

The patents, capitalised development costs and goodwill of Emitasvir and Furaprevir Combination Therapy project are allocated to the Group’s CGU of Emitasvir and Furaprevir Combination Therapy Asset Group.

Based on the result of the impairment test of Emitasvir and Furaprevir Combination Therapy Asset Group (see Note 13), impairment losses of RMB75,896,000 on goodwill and RMB42,998,000 on capitalised development costs of Emitasvir and Furaprevir Combination Therapy project and patents of Emitasvir and Furaprevir Combination Therapy drugs were recognised during the year ended 31 December 2022.

During the year ended 31 December 2023, the Group decided to abandon the research and development of Emitasvir and Furaprevir Combination Therapy project due to the delayed progress of the development and the new market competitors introduced. As a result, the capitalised development costs of Emitasvir and Furaprevir Combination Therapy Asset Group and one of the patents related to this development have been fully impaired. Impairment loss on intangible assets of RMB291,666,000 was recognised in "other (losses)/income" in the consolidated statement of profit or loss for the year ended 31 December 2023.

(d) *CGU of specific property, plant and equipment, capitalised development costs and intellectual property rights related to insulin (collectively referred to as "Insulin Asset Group")*

Based on the result of the impairment test, the recoverable amount of Insulin Asset Group calculated based on value in use exceeded its carrying amount as of 31 December 2022, 2023 and 2024, no impairment was recognised.

(2) *Impairment test of capitalised development costs (other than Emitasvir and Furaprevir Combination Therapy Asset Group)*

Management has determined CGUs at each product level. The estimated revenue of each drug is based on management's expectations of timing of commercialization. The costs and operating expenses are estimated as a percentage over the revenue forecast period based on the current margin levels of comparable companies with adjustments made to reflect the expected future price changes. The discount rates used are pre-tax and reflect the general business and market risk of the Group. The discount rates are derived from capital asset pricing model by taking applicable market data into account, such as risk free rate, market premium, beta, company specific risk and size premium, etc..

Cash flow projections were based on financial budgets approved by the management of the Group covering 11 to 22 years which consist of development periods up to 2 years, commercialised periods, including growth and mature periods and declining periods, reflecting the periods when the drugs reaching the patent protection period of 20 years. The cash flow projection periods have covered the whole patent protection periods, taking into account of the expected timing of commercialisation, market size and penetration of related products.

The key assumptions used for value-in-use amount calculations as at 31 December 2022, 2023 and 2024 are as follows:

	As of 31 December		
	2022	2023	2024
	RMB'000	RMB'000	RMB'000
Olorigliflozin			
Discount rate	20.81%	23.67%	22.55%
Revenue growth rate	-43.00% to 208.00%	-45.00% to 185.00%	-45.00% to 174.00%
Recoverable amount of CGU	779,000	862,000	1,045,000
Larotininib			
Discount rate	14.29%	12.92%	12.77%
Revenue growth rate	-30.00% to 1,744.64%	-30.00% to 1,744.64%	-30.00% to 7,493.77%
Recoverable amount of CGU	460,759	697,025	584,822
Insulin Degludec			
Discount rate	12.95%	11.33%	10.81%
Revenue growth rate	-10.00% to 84.97%	-10.00% to 84.97%	-19.29% to 269.94%
Recoverable amount of CGU	454,340	717,946	249,924
Antaitavir			
Discount rate	11.52%	10.87%	10.49%
Revenue growth rate	-81.85% to 359.13%	-61.81% to 183.98%	-52.47% to 411.16%

	As of 31 December		
	2022	2023	2024
	RMB'000	RMB'000	RMB'000
Recoverable amount of CGU	421,335	1,288,184	1,199,127
Liraglutide			
Discount rate	22.36%	21.60%	20.51%
Revenue growth rate	-44.00% to 202.00%	-48.00% to 138.00%	-50.00% to 116.00%
Recoverable amount of CGU	179,000	113,000	71,000
Clifutinib			
Discount rate	NA	12.92%	12.77%
Revenue growth rate	NA	-30.00% to 312.81%	-30.00% to 76.72%
Recoverable amount of CGU	NA	233,675	336,716
Emitasvir phosphate follow-up compounds			
Discount rate	11.52%	10.87%	10.49%
Revenue growth rate	-81.85% to 359.13%	-61.81% to 183.98%	-52.47% to 411.16%
Recoverable amount of CGU	446,770	1,301,263	1,209,201
Insulin Degludec/Insulin Aspart			
Discount rate	NA	11.33%	10.81%
Revenue growth rate	NA	-10.00% to 84.97%	-10.00% to 84.97%
Recoverable amount of CGU	NA	673,723	126,665
Combination therapy with Emitasvir Phosphate and Furaprevir			
Discount rate	12.81%	NA	NA
Revenue growth rate	-89.11% to 115.22%	NA	NA
Recoverable amount of CGU	425,057	NA	NA
Insulin			
Discount rate	11.72%	NA	NA
Revenue growth rate	0.00% to 228.41%	NA	NA
Recoverable amount of CGU	1,367,291	NA	NA

Sensitivity analysis

The Group has performed sensitivity tests by increasing 1% of the discount rate or decreasing 5% of the revenue growth rate, which are the key assumptions for determining the recoverable amounts of the CGUs, with all other variables held constant. The impacts on the amounts by which the CGU's recoverable amount exceeds its carrying amount (headroom) are as below:

	As of 31 December		
	2022	2023	2024
	RMB'000	RMB'000	RMB'000
Oligliflozin			
Carrying amount	113,446	149,165	209,218
Headroom	665,554	712,835	835,782
Impact by Increasing 1% of discount rate	(60,000)	(60,000)	(49,000)
Impact by decreasing 5% of revenue growth rate	(253,000)	(336,000)	(220,000)
Larotininib			
Carrying amount	83,016	113,379	125,521
Headroom	377,743	583,646	459,301
Impact by Increasing 1% of discount rate	(43,894)	(54,065)	(39,700)
Impact by decreasing 5% of revenue growth rate	(25,644)	(37,156)	(31,337)

	As of 31 December		
	2022	2023	2024
	RMB'000	RMB'000	RMB'000
Insulin Degludec			
Carrying amount	49,917	80,150	91,625
Headroom	404,423	637,796	158,299
Impact by Increasing 1% of discount rate	(50,531)	(66,325)	(20,043)
Impact by decreasing 5% of revenue growth rate	(24,430)	(36,320)	(12,645)
Antaitavir			
Carrying amount	55,334	69,914	76,754
Headroom	366,001	1,218,270	1,122,373
Impact by Increasing 1% of discount rate	(16,240)	(65,751)	(52,835)
Impact by decreasing 5% of revenue growth rate	(32,049)	(95,805)	(89,518)
Liraglutide			
Carrying amount	38,742	45,023	45,669
Headroom	140,258	67,977	25,331
Impact by Increasing 1% of discount rate	(10,000)	(8,000)	(5,000)
Impact by decreasing 5% of revenue growth rate	(39,000)	(41,000)	(17,000)
Clifutinib			
Carrying amount	NA	44,325	93,157
Headroom	NA	189,350	243,559
Impact by Increasing 1% of discount rate	NA	(23,912)	(26,943)
Impact by decreasing 5% of revenue growth rate	NA	(15,114)	(19,652)
Emitasvir phosphate follow-up compounds			
Carrying amount	40,315	40,315	40,315
Headroom	406,455	1,260,948	1,168,886
Impact by Increasing 1% of discount rate	(16,448)	(65,810)	(52,881)
Impact by decreasing 5% of revenue growth rate	(32,035)	(95,805)	(89,518)
Insulin Degludec/Insulin Aspart			
Carrying amount	NA	13,250	43,603
Headroom	NA	660,473	83,062
Impact by Increasing 1% of discount rate	NA	(385,151)	(11,170)
Impact by decreasing 5% of revenue growth rate	NA	(36,735)	(7,186)
Combination therapy with Emitasvir Phosphate and Furasprevir			
Carrying amount	151,913	NA	NA
Headroom	273,144	NA	NA
Impact by Increasing 1% of discount rate	(15,031)	NA	NA
Impact by decreasing 5% of revenue growth rate	(66,786)	NA	NA
Insulin			
Carrying amount	1,285,246	NA	NA
Headroom	82,045	NA	NA
Impact by Increasing 1% of discount rate	(197,243)	NA	NA
Impact by decreasing 5% of revenue growth rate	(401,063)	NA	NA

Considering there was still sufficient headroom based on the assessment, management believes that a reasonably possible change in any of the key assumptions on which management has based its determination of each CGU's recoverable amount would not cause its carrying amount to exceed its recoverable amount.

(3) Generic drugs

Management regards each individual drug's intellectual property rights as a separately identifiable asset and CGU in the impairment test.

Due to the price of generic drugs decreased after they have been included in national centralised procurement, new market competitors introduced or the distribution and production cost increased, the estimated recoverable amount of 11 out of 29, 13 out of 31 and 3 out of 31 generic drugs was less than their respective carrying amount as of 31 December 2022, 2023 and 2024 respectively.

Based on the life cycle of drugs and the market supply and demand of similar drugs, the life of the generic drugs for impairment evaluation is at least 10 years after the drugs listing on the market. The lifecycle of the generic drugs is 10 years in the recoverable amount calculation in the impairment test.

The calculations apply the cash flow projections based on financial budgets approved by management covering a three-year period.

The following sets out the key assumptions for the value in use calculation of generic drugs:

(a) Revenue

Revenue is calculated based on the tax-exclusive selling price and the sales volume, after considering the factors such as market competitors, product launch time, the price and volume in the national centralised procurement.

(b) Cost of goods sold

The cost of goods sold includes the cost of materials and the processing cost, in which the cost of materials is determined in combination with the production data of related units and the market price. The processing cost is mainly determined by reference to the manufacturing cost of similar drugs.

(c) Discount rate

The pre-tax discount rates used in the impairment evaluation were 18.42%, 17.85% and 17.99% as of 31 December 2022, 2023 and 2024 respectively and reflect specific risks relating to the generic drugs.

13 GOODWILL

RMB'000

Cost:

At 1 January 2022, 31 December 2022, 31 December 2023 and 31 December 2024	75,896
--	--------

Impairment losses:

At 1 January 2022.	—
Recognised in the year	(75,896)
At 31 December 2022, 31 December 2023 and 31 December 2024	(75,896)

Carrying amount:

At 31 December 2022, 31 December 2023 and 31 December 2024	—
--	---

Impairment tests for cash-generating units containing goodwill

Goodwill is allocated to the Group's CGU identified according to country of operation and operating segment.

For the purpose of impairment testing, goodwill has been allocated to the CGU of Emitasvir and Furaprevir Combination Therapy Asset Group including patents and capitalised development costs related to a combination therapy with Emitasvir Phosphate and Furaprevir, and the recoverable amount of the Emitasvir and Furaprevir Combination Therapy Asset Group was determined based on value-in-use calculations. These calculations use cash flow projections based on financial budgets approved by management covering thirteen-year period with reference to professional valuation reports issued by independent firm of professionally qualified valuers, Beijing KYSIN Assets Appraisal Co., Ltd.. The projection period was determined to be the remaining intellectual property rights protection period.

The key assumptions used for value-in-use calculations are as follows:

(1) Revenue

Revenue is calculated based on the tax-exclusive selling price and the number of target patients relying on the drug, after considering the factors such as market environment, product launch time, patient population. The total market volume in the future is determined and predicted based on the forecast sales volume and market share.

(2) Costs

The unit cost of the pharmaceutical products estimated by the Company is based on the detailed cost composition analysis and considering the necessary profits considered by API manufacturing enterprises and drug manufacturers.

(3) Discount rate

	As of 31 December		
	2022	2023	2024
Pre-tax discount rate	<u>12.75%</u>	<u>n/a</u>	<u>n/a</u>

The discount rate used is pre-tax and reflects specific risks relating to the Emitasvir and Furaprevir Combination Therapy Asset Group.

The values assigned to the key assumptions represent management's assessment of future trends in the relevant industries and have been based on historical data from both external and internal sources.

Based on the result of impairment test of Emitasvir and Furaprevir Combination Therapy Asset Group, the goodwill relating to the Emitasvir and Furaprevir Combination Therapy Asset Group has been fully impaired and further impairment of the intangible assets in Emitasvir and Furaprevir Combination Therapy Asset Group amounting to RMB42,998,000 are also recognised in "other income/(losses)" during the year ended 31 December 2022. The impairment loss of Emitasvir and Furaprevir Combination Therapy Asset Group relates to the delayed progress of the development of Emitasvir and Furaprevir Combination Therapy and the new market competitors introduced.

14 INVESTMENTS IN SUBSIDIARIES

(a) Particulars of principal subsidiaries

As of the date of this report, the Company has direct or indirect interests in the following principal subsidiaries. The particulars of the subsidiaries are set out below:

Name of company	Place of establishment/ incorporation and business	Particulars of registered/ paid-in capital	Proportion of ownership interest		Principal activities
			Held by the Company	Held by a subsidiary	
Shenzhen HEC Testing Technology Co., Ltd. (<i>notes (i) and (iii)</i>) (深圳市東陽光檢測技術有限公司)	PRC	RMB210,000,000/ RMB210,000,000	100.00%	–	Product quality inspection
Dongguan HEC Biopharmaceutical R&D Co., Ltd. (<i>notes (i) and (iii)</i>) (東莞市東陽光生物藥研發有限公司)	PRC	RMB50,000,000/ Nil	100.00%	–	R&D and transfer of biosimilar drugs and new biologic
Dongguan HEC Generic Drug R&D Co., Ltd. (<i>notes (i) and (iii)</i>) (東莞市東陽光仿製藥研發有限公司)	PRC	RMB30,000,000/ Nil	100.00%	–	Generic drug research and production
Yichang HEC ChangJiang Pharmaceutical Co., Ltd. (<i>note (ii)</i>) (宜昌東陽光長江藥業股份有限公司)	PRC	RMB879,967,700/ RMB879,967,700	25.71%	25.71%	Drugs production, wholesale, retail and import and export
Dongguan Yangzhikang Pharmaceutical Co., Ltd. (<i>notes (i) and (ii)</i>) (東莞市陽之康醫藥有限責任公司)	PRC	RMB50,000,000/ RMB50,000,000	–	51.41%	R&D, production and sales of drugs and biological products
Guangdong HEC Biopharmaceutical Co., Ltd. (<i>notes (i) and (ii)</i>) (廣東東陽光生物制劑有限公司)	PRC	RMB530,000,000/ RMB530,000,000	–	51.41%	R&D, production and sales of drugs and biologics
Yichang HEC Medical Co., Ltd. (<i>notes (i) and (ii)</i>) (宜昌東陽光醫藥有限公司)	PRC	RMB2,000,000/ RMB2,000,000	–	51.41%	Drugs wholesale, retail and import and export
Yichang HEC Pharmaceutical Co., Ltd. (<i>notes (i) and (ii)</i>) (宜昌東陽光製藥有限公司)	PRC	RMB450,000,000/ RMB450,000,000	–	51.41%	Drugs production, wholesale and import and export
Yichang HEC Medical Technology Promotion Service Co., Ltd. (<i>notes (i) and (vi)</i>) (宜昌東陽光醫藥科技推廣服務有限公司) (“Yichang HEC Medical Technology”)	PRC	RMB50,000,000/ RMB46,500,000	–	51.41%	Pharmaceutical information consultation, analysis and investigation and pharmaceutical market promotion
Dongguan HEC Medical Co., Ltd. (<i>notes (i) and (ii)</i>) (東莞東陽光醫藥有限公司) (“Dongguan HEC Medical”)	PRC	RMB683,400,000/ RMB683,400,000	–	51.41%	R&D, production and sales of chemical raw material drugs and chemical preparations
HEC (Hong Kong) Sales Co., Limited (<i>note (iv)</i>) (香港東陽光銷售有限公司) (“Hong Kong HEC”)	Hong Kong	HKD2,290,220,000/ HKD2,290,220,000	100.00%	–	Pharmaceutical sales

Name of company	Place of establishment/ incorporation and business	Particulars of registered/ paid-in capital	Proportion of ownership interest		Principal activities
			Held by the Company	Held by a subsidiary	
HEC Pharm GmbH (<i>note (vi)</i>) ("Germany HEC")	Germany	EUR50,000/ EUR50,000	90.00%	–	Import, export and distribution of pharmaceutical products, intermediates, and active pharmaceutical ingredients
HEC Pharm USA Inc. (<i>note (v)</i>) ("US HEC")	The United State of America	USD1,500/ USD1,500	–	100.00%	Import, promotion, and sales of drugs

Notes:

- (i) The English translation of the above companies' names is for reference only. The official names of these companies are in Chinese.
- (ii) The statutory financial statements of these companies for the years ended 31 December 2022, 2023 and 2024 were audited by KPMG Huazhen LLP Guangzhou Branch (畢馬威華振會計師事務所(特殊普通合夥)廣州分所).
- (iii) The statutory financial statements of these companies for the years ended 31 December 2022 were audited by Pan-China Certified Public Accountants Sichuan Branch (天健會計師事務所四川分所). The statutory financial statements of these companies for the year ended 31 December 2023, 2024 were audited by Dongguan Dexinkang Accounting Firm (東莞市德信康會計師事務所有限公司).
- (iv) The statutory financial statements of Hong Kong HEC for the years ended 31 December 2022 and 2023 were audited by Conpak CPA Limited (康栢會計師事務所). The statutory financial statements of this company for the year ended 31 December 2024 have not yet been issued.
- (v) The statutory financial statements of US HEC for the year ended 31 December 2022 were audited by JTC Accountancy Corp. The statutory financial statements of this company for the years ended 31 December 2023 and 2024 have not yet been issued.
- (vi) As of the date of this report, no audited statutory financial statements have been prepared for Germany HEC and Yichang HEC Medical Technology for the years ended 31 December 2022, 2023 and 2024.
- (vii) All companies comprising the Group have adopted December 31 as their financial year end date.

(b) Material non-controlling interests

The following table lists out the information relating to HEC CJ Pharm, the only subsidiary of the Group which has material non-controlling interests ("NCI"). The summarised financial information presented below represents the amounts before any inter-company elimination.

	As of 31 December		
	2022	2023	2024
	RMB'000	RMB'000	RMB'000
NCI percentage	48.59%	48.59%	48.59%
Current assets	5,014,020	6,053,056	5,033,403
Non-current assets	6,875,779	6,691,273	7,395,812
Current liabilities	4,940,781	4,332,220	2,840,531
Net assets	6,070,001	7,935,513	8,508,196
Carrying amount of NCI	2,859,465	3,855,866	4,134,132

	Years ended 31 December		
	2022	2023	2024
	RMB'000	RMB'000	RMB'000
Revenue	3,744,952	6,294,585	3,723,783
Profit and total comprehensive income attributable to equity shareholders of the subsidiary for the year	76,603	1,992,624	482,711
Profit allocated to NCI	37,221	968,216	234,549
Dividend paid to NCI	—	—	—
Cash flows from operating activities	1,699,909	1,673,212	89,418
Cash flows from investing activities	(1,120,161)	554,568	88,261
Cash flows from financing activities	(787,027)	(1,476,899)	(448,313)

(c) Transaction with non-controlling interests**Acquisition of NCI from TaiGen Biopharmaceuticals Co. (Beijing), Ltd. ("TaiGen")**

On 22 November 2023, the Company's subsidiary HEC CJ Pharm entered into equity transfer agreement ("Equity Transfer Agreement 2023") with the minority shareholder, TaiGen to acquired remaining 40% equity interests in the Company's subsidiary Dongguan HEC Medical held by TaiGen. The consideration of the equity transfer was USD4,980,000 (equivalent to approximately RMB35,450,000). Upon completion of the equity transfer, HEC CJ Pharm became the sole shareholder of Dongguan HEC Medical and held 100% of the equity interests of Dongguan HEC Medical.

15 FINANCIAL ASSETS/LIABILITIES MEASURED AT FVPL

		As of 31 December		
	Note	2022	2023	2024
		RMB'000	RMB'000	RMB'000
Non-current assets				
– Investment in listed equity securities . .	(i)	–	19,587	17,066
Current assets				
– Investment in a trust investment scheme	(ii)	290,000	–	–
– Foreign currency option contracts	(iii)	–	18,686	–
– Investment in a private fund		–	–	3,839
		290,000	18,686	3,839
Current liabilities				
– Foreign currency option contracts	(iii)	–	(1,139)	–

- (i) The Group's investment in listed equity securities represented share holdings in Beijing Sunho Pharmaceutical Co., Ltd., a company listed in Beijing Stock Exchange and engaged in manufacturing and sales of pharmaceutical products. The Group classified its investment in listed equity securities to financial assets measured at FVPL, as the investment is held for strategic purposes.

During the year ended 31 December 2023 and 2024, the fair value change in respect of the Group's investment in listed equity securities recognised in consolidated statements of profit or loss amounted to a gain of RMB4,387,000 and a loss of RMB2,521,000 respectively.

- (ii) On 27 December 2022, the Group invested in a trust investment scheme established and managed by a trust company as the trustee with the principal of RMB290,000,000. Pursuant to the agreement, the trust scheme is designated to make the majority of its investments in debt and equity securities, while the principal and return of the investment are not guaranteed.

In March 2023, the Group redeemed all investment in the trust investment scheme with the principal amount of RMB290,000,000 at a total consideration of RMB294,645,000 and recognised investment income from this trust investment scheme of RMB4,645,000.

- (iii) The Group entered into foreign currency option contracts with banks to mitigate the currency risk arising from certain of its interest-bearing borrowings denominated in USD. All these option contracts are matured within one year. The carrying amount of foreign currency option contracts as a liability is included in the balance of trade and other payables (Note 21).

During the years ended 31 December 2023 and 2024, the fair value gain in respect of the Group's foreign currency option contracts recognised in profit or loss amounted to RMB17,547,000 and RMBB7,681,000 respectively.

16 PREPAYMENTS

The Group

	Note	As of 31 December		
		2022	2023	2024
		RMB'000	RMB'000	RMB'000
Non-current				
Prepayments for intangible assets	(i)	119,012	14,516	13,576
Prepayments for property, plant and equipment		200,323	116,290	648,712
		319,335	130,806	662,288
		-----	-----	-----
Current				
Prepayments for materials		41,653	32,715	66,063
Prepayments for services		96,319	326,149	360,317
		137,972	358,864	426,380
		-----	-----	-----
		457,307	489,670	1,088,668
		=====	=====	=====

The Company

	As of 31 December		
	2022	2023	2024
	RMB'000	RMB'000	RMB'000
Non-current			
Prepayments for intangible assets	553,638	8,381	7,441
Prepayments for property, plant and equipment . .	8,848	6,531	4,539
	<u>562,486</u>	<u>14,912</u>	<u>11,980</u>
Current			
Prepayments for materials	12,273	14,353	23,334
Prepayments for services	58,977	63,563	95,765
	<u>71,250</u>	<u>77,916</u>	<u>119,099</u>
	<u>633,736</u>	<u>92,828</u>	<u>131,079</u>

- (i) The Group's prepayments for intangible assets are mainly to acquire pharmaceutical products' know-how, intellectual property rights and ownership rights from Dongguan HEC Research Co., Ltd. (東莞東陽光藥物研發有限公司). As of 31 December 2022, 2023 and 2024, such prepayments of the Group are RMB109,691,000, RMB6,135,000 and RMB nil respectively.

17 INVENTORIES

The Group

	As of 31 December		
	2022	2023	2024
	RMB'000	RMB'000	RMB'000
Raw materials	236,375	334,967	412,554
Work in progress	73,510	102,955	123,689
Finished goods	51,627	85,265	198,770
Goods in transit	4,961	5,793	2,808
	<u>366,473</u>	<u>528,980</u>	<u>737,821</u>

The Company

	As of 31 December		
	2022	2023	2024
	RMB'000	RMB'000	RMB'000
Raw materials	18,099	93,796	59,250
Work in progress	8,290	18,579	13,124
Finished goods	249	1,033	12,541
Goods in transit	373	952	35
	<u>27,011</u>	<u>114,360</u>	<u>84,950</u>

The analysis of the amount of inventories recognised as an expense and included in profit and loss is as follows:

	Note	Years ended 31 December		
		2022	2023	2024
		RMB'000	RMB'000	RMB'000
Carrying amount of inventories sold.		544,212	1,089,722	913,673
Write-down of inventories		59,732	24,405	44,650
Cost of inventories sold	6(c)	<u>603,944</u>	<u>1,114,127</u>	<u>958,323</u>

18 TRADE AND OTHER RECEIVABLES

The Group

	Note	As of 31 December		
		2022	2023	2024
		RMB'000	RMB'000	RMB'000
Trade receivables				
– Related parties	32(d)	–	1,643	484
– Third parties		692,714	1,827,441	1,478,085
		692,714	1,829,084	1,478,569
Bills receivable		127,545	93,889	388,561
Less: loss allowance	30(a)	(11,607)	(16,586)	(144,574)
		808,652	1,906,387	1,722,556
VAT recoverable		41,677	63,365	110,009
Other receivables				
– Related parties	32(d)	1,398,718	189	121
– Third parties		34,438	55,974	66,191
		1,433,156	56,163	66,312
Less: loss allowance		(9,062)	(7,427)	(4,584)
		1,465,771	112,101	171,737
Total		2,274,423	2,018,488	1,894,293

The Company

	Note	As of 31 December		
		2022	2023	2024
		RMB'000	RMB'000	RMB'000
Trade receivables				
– Related parties	32(d)	–	–	57
– Third parties		39,572	83,178	205,898
		39,572	83,178	205,955
Bills receivable		3,169	4,037	7,667
Less: loss allowance		(207)	(165)	(8,102)
		42,534	87,050	205,520
VAT recoverable		2,191	22,484	5,218
Other receivables				
– Related parties	32(d)	1,195,308	–	–
– Third parties		843,129	961,192	712,280
		2,038,437	961,192	712,280
Less: loss allowance		(5,258)	(2,702)	(1,643)
		2,035,370	980,974	715,855
Total		2,077,904	1,068,024	921,375

- (i) Bills receivable with a total carrying value of RMB10,667,000, RMB19,512,000 and RMB105,843,000 were pledged as securities of bank loans of the Group as of 31 December 2022, 2023 and 2024 (see Note 22(a)) respectively.
- (ii) Bills receivable with a total carrying value of RMB38,370,000, nil and RMB877,000 were pledged as securities of issuing bills payable by the Group as of 31 December 2022, 2023 and 2024 respectively.

Ageing analysis

As of the end of each reporting period, the ageing analysis of trade and bills receivables (which are included in trade and other receivables), based on the invoice date and net of loss allowance, is as follows:

The Group

	As of 31 December		
	2022	2023	2024
	RMB'000	RMB'000	RMB'000
Within 3 months	710,461	1,655,532	862,710
More than 3 months but within 1 year	98,137	250,733	793,625
More than 1 year	54	122	66,221
	<u>808,652</u>	<u>1,906,387</u>	<u>1,722,556</u>

The Company

	As of 31 December		
	2022	2023	2024
	RMB'000	RMB'000	RMB'000
Within 3 months	35,518	50,019	128,364
More than 3 months but within 1 year	7,016	18,024	75,304
More than 1 year	—	19,007	1,852
	<u>42,534</u>	<u>87,050</u>	<u>205,520</u>

Trade debtors are generally due within 0-90 days from the date of billing. Bills receivable is due in 3 months or 6 months from the date of billing. The Group's credit policy is set out in Note 30(a). All of the trade and other receivables of the Group are expected to be recovered within one year.

19 CASH AND CASH EQUIVALENTS, RESTRICTED CASH AND OTHER CASH FLOW INFORMATION**(a) Cash and cash equivalents comprise:****The Group**

	Note	As of 31 December		
		2022	2023	2024
		RMB'000	RMB'000	RMB'000
Cash on hand		6	—	—
Cash at bank		1,081,774	3,487,458	1,916,427
Less: restricted cash	(i)	<u>(110,270)</u>	<u>(1,567,300)</u>	<u>(435,617)</u>
Cash and cash equivalents in the consolidated statements of financial position and consolidated statements of cash flows		<u>971,510</u>	<u>1,920,158</u>	<u>1,480,810</u>

The Company

	Note	As of 31 December		
		2022	2023	2024
		RMB'000	RMB'000	RMB'000
Cash at bank		74,199	219,506	103,522
Less: restricted cash	(i)	(33,489)	—	(40,004)
Cash and cash equivalents in the statements of financial position		<u>40,710</u>	<u>219,506</u>	<u>63,518</u>

- (i) As of 31 December 2022, 2023 and 2024, restricted cash mainly represented as follows: (1) pledges to banks for issuance of bills payable, letters of credit and loans; (2) restricted accounts opened and held for the purpose of credit business and receiving investment funds; (3) funds borrowed for limited purposes of use.
- (ii) As of 31 December 2022, 2023 and 2024, cash at bank situated in Mainland China amounted to RMB1,075,548,000, RMB3,463,307,000 and RMB1,904,633,000 respectively. Remittance of funds out of Mainland China is subject to relevant rules and regulations of foreign exchange control.

(b) Reconciliation of (loss)/profit before taxation to cash generated from operations:

	Note	Years ended 31 December		
		2022	2023	2024
		RMB'000	RMB'000	RMB'000
(Loss)/profit before taxation.		(1,479,823)	1,385,462	141,054
Adjustments for:				
Depreciation	6(c)	230,952	257,816	284,652
Amortisation	6(c)	167,722	162,125	133,392
Interest income	5	(52,828)	(88,893)	(62,283)
Finance costs	6(a)	686,884	380,591	239,787
Net (gain)/loss on disposal of property, plant and equipment.	5	(699)	3,813	(18,142)
Impairment loss on intangible assets . .	5	190,423	468,726	68,308
Impairment loss on goodwill	5	75,896	—	—
Fair value change on investment in equity securities	5	—	(4,387)	2,521
Fair value change on derivative financial instruments embedded in convertible bonds	5	859,569	79,796	—
Net gain on foreign currency option contracts	5	—	(17,547)	(7,681)
Fair value change on investment in a private fund	5	—	—	734
Investment income from a trust investment scheme.	5	—	(4,645)	—
Investment income from a private fund	5	—	—	(8,105)
Equity-settled share-based payment expenses	27	—	130,278	266,545
Share of loss/(profit) of an associate . .		—	29	(293)
Dividend income from listed equity securities	5	—	(247)	(309)
Net foreign exchange loss		280,301	34,268	4,220
Changes in working capital:				
Increase in inventories.		(36,280)	(162,507)	(208,841)
(Increase)/decrease in trade and other receivables		(511,256)	46,418	1,436
Increase/(decrease) in trade and other payables		<u>1,006,713</u>	<u>(1,122,499)</u>	<u>(88,822)</u>
Cash generated from operations		<u>1,417,574</u>	<u>1,548,597</u>	<u>748,173</u>

(c) Reconciliation of liabilities arising from financing activities

The table below details changes in the Group's liabilities from financing activities, including both cash and non-cash changes. Liabilities arising from financing activities are liabilities for which cash flows were, or future cash flows will be, classified in the Group's consolidated statements of cash flows as cash flows from financing activities.

		Bank loans and other borrowings	Lease liabilities	Interest- bearing borrowings	Financial instruments with preferential rights issued to investors	Non-trade payables/ (receivables)	Total
	Note	RMB'000 (Note 22)	RMB'000 (Note 23)	RMB'000 (Note 24)	RMB'000 (Note 25)	RMB'000	RMB'000
At 1 January 2022		2,759,933	106,927	2,600,125	7,451,661	(1,179,851)	11,738,795
Changes from financing cash flows:							
Proceeds from bank loans		1,897,029	—	—	—	—	1,897,029
Proceeds from borrowings under sale and leaseback transactions		159,239	—	—	—	—	159,239
Repayments of bank loans		(1,499,069)	—	—	—	—	(1,499,069)
Payments for capital element of obligations arising from sale and leaseback transactions		(63,305)	—	—	—	—	(63,305)
Repurchase of convertible bonds		—	—	(971,386)	—	—	(971,386)
Proceeds from issuance of new shares with preferential rights		—	—	—	38,000	—	38,000
Capital element of lease rentals paid		—	(36,806)	—	—	—	(36,806)
Interest element of lease rentals paid		—	(7,917)	—	—	—	(7,917)
Net advance from non-trade payables and receivables		—	—	—	—	2,369,734	2,369,734
Interest paid		(176,675)	—	(78,485)	—	(56,311)	(311,471)
Total changes from financing cash flows		317,219	(44,723)	(1,049,871)	38,000	2,313,423	1,574,048
Other changes:							
Interest expense	6(a)	181,598	7,917	257,329	172,715	86,022	705,581
Interest income	5	—	—	—	—	(44,801)	(44,801)
Fair value change on derivative financial instruments embedded in convertible bonds	24(iv)	—	—	859,569	—	—	859,569
Derecognition of financial instruments with preferential rights issued to investors		—	—	—	(7,662,376)	—	(7,662,376)
Net increase in lease liabilities from entering into new leases and early termination		—	46,179	—	—	—	46,179
Derecognition of bank loans	(i)	(1,576)	—	—	—	—	(1,576)
Exchange adjustment		—	—	239,811	—	—	239,811
At 31 December 2022		3,257,174	116,300	2,906,963	—	1,174,793	7,455,230

	<i>Note</i>	Bank loans and other borrowings	Lease liabilities	Interest- bearing borrowings	Non-trade payables/ (receivables)	Total
		<i>RMB'000</i> <i>(Note 22)</i>	<i>RMB'000</i> <i>(Note 23)</i>	<i>RMB'000</i> <i>(Note 24)</i>	<i>RMB'000</i>	<i>RMB'000</i>
At 1 January 2023		3,257,174	116,300	2,906,963	1,174,793	7,455,230
Changes from financing cash flows:						
Proceeds from bank loans . .		2,682,215	—	—	—	2,682,215
Proceeds from borrowings under sale and leaseback transactions		691,914	—	—	—	691,914
Repayments of bank loans . .		(1,123,929)	—	—	—	(1,123,929)
Payments for capital element of obligations arising from sale and leaseback transactions		(256,699)	—	—	—	(256,699)
Repurchase of convertible bonds		—	—	(3,047,989)	—	(3,047,989)
Capital element of lease rentals paid		—	(35,452)	—	—	(35,452)
Interest element of lease rentals paid		—	(6,074)	—	—	(6,074)
Net repayment of non-trade payables and receivables		—	—	—	(1,225,814)	(1,225,814)
Interest (paid)/received . . .		(244,064)	—	(66,678)	52,845	(257,897)
Total changes from financing cash flows		1,749,437	(41,526)	(3,114,667)	(1,172,969)	(2,579,725)
Other changes:						
Interest expense	6(a)	252,929	6,074	92,178	36,958	388,139
Interest income	5	—	—	—	(38,782)	(38,782)
Fair value change on derivative financial instruments embedded in convertible bonds		—	—	79,796	—	79,796
Net increase in lease liabilities from entering into new leases and early termination		—	19,433	—	—	19,433
Derecognition of bank loans .	(i)	(8,845)	—	—	—	(8,845)
Exchange adjustment		(185)	—	35,730	—	35,545
At 31 December 2023		5,250,510	100,281	—	—	5,350,791

	Note	Bank loans and other borrowings	Lease liabilities	Total
		RMB'000 (Note 22)	RMB'000 (Note 23)	RMB'000
At 1 January 2024.		5,250,510	100,281	5,350,791
Changes from financing cash flows:				
Proceeds from bank loans		3,100,917	–	3,100,917
Proceeds from borrowings under sale and leaseback transactions		379,556	–	379,556
Repayments of bank loans		(3,792,158)	–	(3,792,158)
Payments for capital element of obligations arising from sale and leaseback transactions		(478,177)	–	(478,177)
Capital element of lease rentals paid		–	(35,829)	(35,829)
Interest element of lease rentals paid		–	(6,508)	(6,508)
Interest paid		(105,172)	–	(105,172)
Total changes from financing cash flows		(895,034)	(42,337)	(937,371)
Other changes:				
Interest expense	6(a)	253,282	6,508	259,790
Net increase in lease liabilities from entering into new leases and early termination		–	76,436	76,436
Derecognition of bank loans	(i)	(86,331)	–	(86,331)
Exchange adjustment		(39,134)	–	(39,134)
At 31 December 2024		4,483,293	140,888	4,624,181

- (i) The amount represents the derecognition of bank loans of discounted bills with recourse upon the maturity of respective bills receivable for the years ended 31 December 2022, 2023 and 2024.

20 CONTRACT LIABILITIES

The Group

	As of 31 December		
	2022	2023	2024
	RMB'000	RMB'000	RMB'000
Sales of goods			
– Billing in advance of performance	84,528	117,375	155,019

The Company

	As of 31 December		
	2022	2023	2024
	RMB'000	RMB'000	RMB'000
Research and development projects			
– Billing in advance of performance	1,168,908	784,872	901,502
Sales of goods			
– Billing in advance of performance	9,033	13,354	91,642
	1,177,941	798,226	993,144

Contract liabilities are recognised when customers make a payment after billing before the Group satisfies its performance obligation until they receive the goods or the milestones of project work are completed.

Movements in contract liabilities

The Group

	Years ended 31 December		
	2022	2023	2024
	RMB'000	RMB'000	RMB'000
Balance at 1 January	87,136	84,528	117,375
Decrease in contract liabilities as a result of recognising revenue during the year that was included in the contract liabilities at the beginning of the year	(75,568)	(70,241)	(76,776)
Increase in contract liabilities as a result of billing in advance of sales of goods	72,960	103,088	114,420
Balance at 31 December	<u>84,528</u>	<u>117,375</u>	<u>155,019</u>

The Company

	Years ended 31 December		
	2022	2023	2024
	RMB'000	RMB'000	RMB'000
Balance at 1 January	1,189,728	1,177,941	798,226
Decrease in contract liabilities as a result of recognising revenue during the year that was included in the contract liabilities at the beginning of the year	(268,223)	(609,880)	(116,988)
Increase in contract liabilities as a result of billing in advance for research and development projects.	247,861	221,486	226,091
Increase in contract liabilities as a result of billing in advance for sales of goods	8,575	8,679	85,815
Balance at 31 December	<u>1,177,941</u>	<u>798,226</u>	<u>993,144</u>

The amount of contract liabilities expected to be recognised as income after more than one year of the Group is RMB10,854,000, RMB8,402,000 and RMB58,743,000 as of 31 December 2022, 2023 and 2024 respectively. The amounts of contract liabilities expected to be recognised as income after more than one year of the Company is RMB627,520,000, RMB781,372,000 and RMB926,742,000 as of 31 December 2022, 2023 and 2024 respectively. All of the other contract liabilities are expected to be recognised as income within one year.

21 TRADE AND OTHER PAYABLES

The Group

	Note	As of 31 December		
		2022	2023	2024
		RMB'000	RMB'000	RMB'000
Trade payables				
– Related parties	32(d)	66,165	88,074	101,848
– Third parties		408,728	548,857	691,060
		474,893	636,931	792,908
Bills payable		269,883	207,435	537,948
Other non-trade payables to				
related parties	32(d)	2,402,404	–	–
VAT and other taxes payable		157,903	152,810	98,330
Accrued payroll and benefits		304,971	335,524	193,226
Accrued expenses		740,417	660,281	589,687
Accrued royalty fee		261,585	356,669	2,630
Other payables for purchasing fixed				
assets		172,111	136,106	154,303
Other payables		133,223	107,112	52,597
Foreign currency option contracts		–	1,139	–
		4,917,390	2,594,007	2,421,629

The Company

	Note	As of 31 December		
		2022	2023	2024
		RMB'000	RMB'000	RMB'000
Trade payables				
– Related parties	32(d)	15,889	81,146	77,352
– Third parties		340,874	416,182	532,528
		356,763	497,328	609,880
Bills payable		173,261	93,500	213,000
Other non-trade payables to				
related parties	32(d)	2,387,567	–	–
VAT and other taxes payable		2,329	5,763	1,249
Accrued payroll and benefits		81,782	77,813	74,421
Other payables		237,182	506,491	709,280
		3,238,884	1,180,895	1,607,830

All trade and other payables (including amounts due to related parties) are expected to be settled within one year or are repayable on demand.

An ageing analysis of trade and bills payables based on the invoice date is as follows:

The Group

	As of 31 December		
	2022	2023	2024
	RMB'000	RMB'000	RMB'000
Within 1 month	319,969	470,643	528,819
Over 1 month but within 3 months	96,040	104,209	182,142
Over 3 months but within 1 year	254,895	234,128	552,410
Over 1 year	73,872	35,386	67,485
	<u>744,776</u>	<u>844,366</u>	<u>1,330,856</u>

The Company

	As of 31 December		
	2022	2023	2024
	RMB'000	RMB'000	RMB'000
Within 1 month	229,668	339,939	437,963
Over 1 month but within 3 months	70,274	76,841	126,723
Over 3 months but within 1 year	202,558	169,200	245,502
Over 1 year	27,524	4,848	12,692
	<u>530,024</u>	<u>590,828</u>	<u>822,880</u>

22 BANK LOANS AND OTHER BORROWINGS

The Group

	Note	As of 31 December		
		2022	2023	2024
		RMB'000	RMB'000	RMB'000
Non-current				
Bank loans	22(a)	2,187,529	1,761,498	2,093,515
Obligations arising from sale and leaseback transactions	22(b)	62,500	199,815	193,553
		<u>2,250,029</u>	<u>1,961,313</u>	<u>2,287,068</u>
Current				
Bank loans	22(a)	915,431	2,908,886	1,921,061
Obligations arising from sale and leaseback transactions	22(b)	91,714	380,311	275,164
		<u>1,007,145</u>	<u>3,289,197</u>	<u>2,196,225</u>
		<u>3,257,174</u>	<u>5,250,510</u>	<u>4,483,293</u>

The Company

		As of 31 December		
	<i>Note</i>	2022	2023	2024
		<i>RMB'000</i>	<i>RMB'000</i>	<i>RMB'000</i>
Non-current				
Bank loans	22(a)	1,558,500	1,507,500	1,346,250
Obligations arising from sale and leaseback transactions	22(b)	—	165,527	51,582
		<u>1,558,500</u>	<u>1,673,027</u>	<u>1,397,832</u>
		<u>-----</u>	<u>-----</u>	<u>-----</u>
Current				
Bank loans	22(a)	767,530	743,448	737,356
Obligations arising from sale and leaseback transactions	22(b)	16,272	226,231	117,258
		<u>783,802</u>	<u>969,679</u>	<u>854,614</u>
		<u>-----</u>	<u>-----</u>	<u>-----</u>
		<u>2,342,302</u>	<u>2,642,706</u>	<u>2,252,446</u>
		<u>-----</u>	<u>-----</u>	<u>-----</u>

(a) Bank loans

The analysis of the repayment schedule of bank loans is as follows:

The Group

	As of 31 December		
	2022	2023	2024
	RMB'000	RMB'000	RMB'000
Within 1 year or on demand	915,431	2,908,886	1,921,061
After 1 year but within 2 years	413,291	734,498	1,090,111
After 2 years but within 5 years	1,709,013	1,027,000	918,070
After 5 years	65,225	—	85,334
	2,187,529	1,761,498	2,093,515
	-----	-----	-----
Total	3,102,960	4,670,384	4,014,576
	=====	=====	=====

The Company

	As of 31 December		
	2022	2023	2024
	RMB'000	RMB'000	RMB'000
Within 1 year or on demand	767,530	743,448	737,356
After 1 year but within 2 years	317,000	580,500	664,250
After 2 years but within 5 years	1,241,500	927,000	682,000
	1,558,500	1,507,500	1,346,250
	-----	-----	-----
Total	2,326,030	2,250,948	2,083,606
	=====	=====	=====

As of 31 December 2022, 2023 and 2024, the bank loans were secured as follows:

The Group

	As of 31 December		
	2022	2023	2024
	RMB'000	RMB'000	RMB'000
Unsecured	40,055	149,802	662,320
Secured	3,062,905	4,520,582	3,352,256
Total	<u>3,102,960</u>	<u>4,670,384</u>	<u>4,014,576</u>

The Company

	As of 31 December		
	2022	2023	2024
	RMB'000	RMB'000	RMB'000
Secured	<u>2,326,030</u>	<u>2,250,948</u>	<u>2,083,606</u>

(i) The Group's bank loans were secured as follows:

The Group

	Note	As of 31 December		
		2022	2023	2024
		RMB'000	RMB'000	RMB'000
Ownership interests in leasehold				
land held for own use	11(a)(iii)	170,532	264,928	293,211
Construction in progress	11(a)(iii)	409,075	117,949	228,404
Plant and buildings	11(a)(iii)	609,044	667,593	913,422
Bills receivable	18(i)	10,667	19,512	105,843
Restricted cash		–	1,545,237	284,507
Equity interest of a subsidiary . . .		1,560,266	2,039,788	–
		<u>2,759,584</u>	<u>4,655,007</u>	<u>1,825,387</u>

The Company

	Note	As of 31 December		
		2022	2023	2024
		RMB'000	RMB'000	RMB'000
Ownership interests in leasehold				
land held for own use	11(a)	11,210	10,887	10,565
Restricted cash		–	–	40,000
Equity interest of a subsidiary . . .		1,560,266	2,039,788	–
		<u>1,571,476</u>	<u>2,050,675</u>	<u>50,565</u>

As of 31 December 2022, 2023 and 2024, apart from the above secured assets, the respective bank loans of RMB2,616,029,000, RMB2,812,021,000 and RMB3,373,597,000 were additionally guaranteed by the ultimate controlling parties, Mr. Zhang Yushuai and Ms. Guo Meilan and the companies owned by the ultimate controlling parties.

- (ii) As of 31 December 2022, 2023 and 2024, the total banking facilities amounted to RMB3,312,500,000, RMB5,465,961,000 and RMB5,255,817,000 respectively. Such facilities were utilised to the extent of RMB3,084,929,000, RMB4,643,028,000 and RMB3,903,599,000 respectively. These facilities are subject to the fulfilment of covenants relating to certain of the Group's balance sheet ratios and intended use of the loans, as commonly found in lending arrangements with financial institutions. If the Group breached the covenants, the drawn down facilities would become payable on demand. The Group regularly monitors its compliance with these covenants. Further details of the Group's management of liquidity risk are set out in Note 30(b).
- (iii) As of 31 December 2022, 2023 and 2024, bank loans of RMB10,677,000, RMB19,512,000 and RMB105,843,000 represented the bills discounted with recourse which were repayable within one year respectively.
- (iv) As of 31 December 2022, 2023 and 2024, a subsidiary of the Group has non-current bank loans with carrying amounts of RMB293,900,000, RMB289,500,000 and RMB285,100,000. The loans contain covenants that when the subsidiary's liability-to-asset ratio exceeds 70%, or when its contingent liability ratio exceeds 70% at any time, it is considered a breach of the loan contract, the loans will become repayable within 12 months after the breach. The subsidiary of the Group complied with the thresholds and did not breach any limited covenants when they were tested at 31 December 2022, 2023 and 2024.

As of 31 December 2024, a subsidiary of the Group has non-current bank loans with carrying amounts of RMB286,783,000. The loans contain covenants that when the subsidiary's liability-to-asset ratio exceeds 68%, or when its contingent liability ratio exceeds 68% at any time, it is considered a breach of the loan contract, the loans will become repayable within 12 months after the breach. The subsidiary of the Group complied with the thresholds and did not breach any limited covenants when they were tested at 31 December 2024.

As of 31 December 2024, a subsidiary of the Group has non-current bank loans with carrying amounts of RMB260,587,000. The loans contain covenants that when the subsidiary's liability-to-asset ratio exceeds 65%, or when its contingent liability ratio exceeds 65% at any time, it is considered a breach of the loan contract, the loans will become repayable within 12 months after the breach. The subsidiary of the Group complied with the thresholds and did not breach any limited covenants when they were tested at 31 December 2024.

(b) Obligations arising from sale and leaseback transactions

Obligations arising from sale and leaseback transactions were repayable as below:

The Group

	As of 31 December		
	2022	2023	2024
	RMB'000	RMB'000	RMB'000
Within 1 year.	97,731	409,728	293,538
After 1 year but within 2 years.	64,474	140,091	181,625
After 2 years but within 5 years	—	71,113	18,336
Total undiscounted obligations arising from sale and leaseback transactions	162,205	620,932	493,499
Less: total future interest expenses	(7,991)	(40,806)	(24,782)
Total	154,214	580,126	468,717

The Company

	As of 31 December		
	2022	2023	2024
	RMB'000	RMB'000	RMB'000
Within 1 year.	16,689	248,762	124,997
After 1 year but within 2 years.	—	121,679	52,701
After 2 years but within 5 years	—	52,701	—
Total undiscounted obligations arising from sale and leaseback transactions	16,689	423,142	177,698
Less: total future interest expenses	(417)	(31,384)	(8,858)
Total	<u>16,272</u>	<u>391,758</u>	<u>168,840</u>

All obligations arising from sale and leaseback transactions were secured by plant and buildings and machinery as mentioned in Note 11(a)(iv), and were guaranteed by Shenzhen HEC Industrial, Yichang HEC Power Plant Co., Ltd., Mr. Zhang Yushuai and Ms. Guo Meilan, the ultimate controlling parties of the Group as of 31 December 2022, 2023 and 2024.

23 LEASE LIABILITIES**The Group**

	As of 31 December		
	2022	2023	2024
	RMB'000	RMB'000	RMB'000
Within 1 year.	33,611	31,703	41,147
After 1 year but within 2 years.	26,264	32,691	40,472
After 2 years but within 5 years	56,099	33,748	58,800
After 5 years	326	2,139	469
	<u>82,689</u>	<u>68,578</u>	<u>99,741</u>
	-----	-----	-----
Total	<u>116,300</u>	<u>100,281</u>	<u>140,888</u>

The Company

	As of 31 December		
	2022	2023	2024
	RMB'000	RMB'000	RMB'000
Within 1 year.	29,365	30,032	37,333
After 1 year but within 2 years.	25,433	31,878	36,982
After 2 years but within 5 years	55,623	32,542	57,224
After 5 years	—	1,920	11,319
	<u>81,056</u>	<u>66,340</u>	<u>105,525</u>
	-----	-----	-----
Total	<u>110,421</u>	<u>96,372</u>	<u>142,858</u>

24 INTEREST-BEARING BORROWINGS

	As of 31 December
	2022
	RMB'000
Convertible bonds	
– Current	2,906,963
	<u>2,906,963</u>

- (i) On 20 February 2019, the Company's subsidiary, HEC CJ Pharm issued a tranche of 1,600 H share convertible bonds with an aggregate principal amount of USD400,000,000 (equivalent to approximately RMB2,702,320,000 translated at the then exchange rate). Each number of bond has a face value of USD250,000 and a maturity date of 20 February 2026. The bonds bear interest at 3.0% per annum payable semi-annually in arrears on 30 June and 31 December of each year. The bondholders have the right to convert the bonds to the HEC CJ Pharm's ordinary shares at a price of HKD14 per conversion share subject to adjustment in relation to the adjusted net profit for the year ended 31 December 2021. The bonds are unsecured.

As the convertible bonds do not contain an equity component, the conversion option embedded in the convertible bonds above is measured at fair value and the liability component is carried at amortised cost.

- (ii) According to the subscription agreement, the Group will be in breach of covenants when incurring in (a) the second six months of financial year 2018 aggregate capital expenditure which, when aggregated with the capital expenditure of the Group incurred for that six months, exceeds RMB450,000,000; (b) financial year 2019 aggregate capital expenditure which, when aggregated with the capital expenditure of the Group incurred for that financial year, exceeds RMB400,000,000; or (c) any subsequent financial year aggregate capital expenditure which, when aggregated with the capital expenditure of the Group incurred for that financial year, exceeds RMB150,000,000.

The bondholders have the right to redeem all or any portion of the convertible bonds on or before the maturity date upon occurrence of the breach of covenants as agreed in the subscription agreement. In 2020, the bondholders informed the Group that the aggregate capital expenditure incurred by the Group for 2020 exceeded RMB150,000,000 and such excess capital expenditure was incurred without the consent of the bondholders under the subscription agreement. Accordingly, a covenant was breached with the effect that the convertible bonds became repayable on demand.

The Group had obtained series of waiver letters from the bondholders stated that the bondholders agreed to temporarily waive their right to issue an early redemption notice by reason of the aforementioned breach until a specific time. The last waiver letter was obtained on 30 September 2021 and pursuant to such letter, the bondholders agreed to waive their right to issue an early redemption notice on the convertible bonds until 1 January 2023.

- (iii) On 26 September 2022, HEC CJ Pharm repurchased certain convertible bonds in the aggregate principal amount of USD95,338,000 from the bondholders with a total consideration of USD127,318,000 (equivalent to RMB912,907,000).

During the year ended 31 December 2023, the Company entered into certain bond purchase agreements with the bondholders, pursuant to which the Company agreed to repurchase all remaining portion of the convertible bonds in the aggregate principal amount of USD28,912,000, USD43,119,000, USD38,548,000 and USD194,161,000 from the bondholders at the total purchase price of USD40,000,000, USD60,000,000, USD54,075,000 and USD263,191,000 (equivalent to RMB2,923,366,000 in total) on 31 January 2023, 15 March 2023, 3 April 2023 and 5 July 2023 respectively.

On 5 July 2023, the Company completed the redemption of all the convertible bonds pursuant to above agreements. The bondholders no longer have any interest in the bonds and/or any rights arising therefrom.

- (iv) The convertible bonds recognised in the consolidated statements of financial position of the Group are analysed as follows:

	Host liability component	Derivative component	Total
	RMB'000	RMB'000	RMB'000
At 1 January 2022	2,364,366	235,759	2,600,125
Change on derivative financial instruments embedded in convertible bonds	—	859,569	859,569
Accrued interest (<i>note 6(a)</i>)	257,329	—	257,329
Interest paid	(78,485)	—	(78,485)
Exchange loss	239,811	—	239,811
Repurchase of convertible bonds (<i>note 24(iii)</i>)	(658,709)	(312,677)	(971,386)
At 31 December 2022	2,124,312	782,651	2,906,963
Change on derivative financial instruments embedded in convertible bonds	—	79,796	79,796
Accrued interest (<i>note 6(a)</i>)	92,178	—	92,178
Interest paid	(66,678)	—	(66,678)
Exchange loss	35,730	—	35,730
Repurchase of convertible bonds (<i>note 24(iii)</i>)	(2,185,542)	(862,447)	(3,047,989)
At 31 December 2023 and 31 December 2024	—	—	—

25 FINANCIAL INSTRUMENTS WITH PREFERENTIAL RIGHTS ISSUED TO INVESTORS

From July 2020, the Company entered into a series of investment agreements with certain investors (the “Pre-Listing Investors”), pursuant to which, the Pre-Listing Investors agreed to invest by subscribing the Company’s capital. In addition, the Pre-Listing Investors entered into equity transfer agreements with Shenzhen HEC industrial to acquire shares of the Company.

On 10 December 2021, the Company, Controlling Shareholders and Pre-Listing Investors entered into an agreement, pursuant to which, the Pre-Listing Investors would have the right but not the obligation to request the Company and/or the Controlling Shareholders of the Company to repurchase all or part of the shares of the Company held by the Pre-Listing Investors, upon the occurrence of any of the specified redemption triggering events, including but not limited to:

- (i) a qualified listing of the Company does not consummate within 2 years from the closing date; and
- (ii) a change in the Controlling Shareholders or actual controller of the Group without the written consent of the Pre-Listing Investors.

The repurchase price of each share shall equal to the aggregate of the original price plus per annum interest 10% calculated on a simple basis for the period from the payment date of the consideration up to the repurchase date, plus all declared but unpaid dividends.

As of 31 December 2021, the Pre-Listing Investors had held 35% of equity interests of the Company by paying a total amount of RMB6,909,025,000, including RMB3,226,240,000 to subscribe the Company’s capital and RMB3,682,785,000 to acquire shares held by Shenzhen HEC Industrial.

On 14 February 2022, an additional amount of RMB38,000,000 was paid the by Pre-Listing Investors to subscribe 0.48% of the Company’s capital.

Presentation and classification

As the occurrence of the specified redemption triggering events such as no qualified listing of the Company consummated by the specified date and change of control of the Group, is beyond the Company's control, the Company recognised financial liabilities for its obligation to buy back the shares. The Company's capital subscribed by the Pre-Listing Investors are held as treasury stock. The financial liabilities are measured at the present value of the redemption amount. The changes in the carrying amount of the financial liabilities were recorded in profit or loss as "finance costs".

The movements of financial instruments with preferential rights issued to investors during the year are set out below:

The Group and the Company

	Years ended 31 December		
	2022	2023	2024
	RMB'000	RMB'000	RMB'000
At 1 January	7,451,661	—	—
Issuance of financial instruments with preferential rights to investors	38,000	—	—
Changes in carrying amount of financial instruments with preferential rights issued to investors	172,715	—	—
Reclassification to equity as consideration for issuing paid-in capital (<i>note</i>)	(7,662,376)	—	—
At 31 December	<u>—</u>	<u>—</u>	<u>—</u>

Note: In March 2022, each of the then Pre-Listing Investors provided a confirmation to the Company and its subsidiaries that are subject to the redemption rights, pursuant to which, the Pre-Listing Investors agreed to waive the redemption right against the Company and the involved subsidiaries. The directors of the Company considered that these financial instruments meet the definition of equity, and therefore were reclassified from financial liabilities to equity.

26 DEFERRED INCOME**The Group**

	<i>Note</i>	Years ended 31 December		
		2022	2023	2024
		RMB'000	RMB'000	RMB'000
At 1 January		228,393	271,891	274,398
Additions		61,770	11,080	4,300
Credited to profit or loss.	5	(18,272)	(8,573)	(15,744)
At 31 December		<u>271,891</u>	<u>274,398</u>	<u>262,954</u>

The Company

	Years ended 31 December		
	2022	2023	2024
	RMB'000	RMB'000	RMB'000
At 1 January	86,285	76,207	79,058
Additions	—	3,229	—
Credited to profit or loss.	(10,078)	(378)	(7,865)
At 31 December	<u>76,207</u>	<u>79,058</u>	<u>71,193</u>

As of 31 December 2022, 2023 and 2024, deferred income of the Group and the Company mainly included various conditional government grants for R&D projects of new or existing pharmaceutical products and subsidies relating to purchase of fixed assets.

Deferred income relating to purchase of fixed assets is recognised as income on a straight-line basis over the expected useful life of the relevant assets.

27 EQUITY SETTLED SHARE-BASED TRANSACTIONS

The Company adopted a restricted share scheme in June 2023 (the “2023 Restricted Share Scheme”) for the purpose of attracting and retaining the employees. Under the 2023 Restricted Share Scheme, a total 22,879,253 out of 22,955,784 restricted shares of the Company may be granted to the selected employees serving in the Group at a subscription price, of RMB0.7738 per share. These restricted shares will vest after the 5th anniversary of the grant date, on the condition that the employees remain in service and have fulfilled certain performance requirements. If employees leave the Group before the vesting date or fail to fulfil the performance requirements, the restricted shares will be forfeited. The forfeited shares will be repurchased by a shareholder designated by the Group at the original subscription price and with an additional 3% per annum interest, and if applicable, and could be reallocated in the subsequent grants at the discretion of the Company.

On 18 July 2023, 22,879,253 restricted shares of the Company under the 2023 Restricted Share Scheme were granted to the selected employees serving in the Group. The weighted average grant date fair value of restricted shares per share and aggregate fair value of restricted shares at the date of grant were RMB57.71 and RMB1,320,482,000, respectively.

Total compensation expense calculated based on the grant date fair value and the estimated forfeiture rate and recognised in the consolidated statements of profit or loss for aforementioned restricted shares granted to the Group's employees was RMB130,278,000 and RMB266,545,000 during the years ended 31 December 2023 and 2024, respectively. No restricted shares were forfeited or vested during the years ended 31 December 2023 and 2024.

Fair value of share-based payments and assumptions

The fair value of the restricted shares granted was determined by reference on the fair value of ordinary shares of the Company as of the grant date. The directors have used the asset-based approach to determine the fair value of the underlying shares of the Company.

28 INCOME TAX IN THE CONSOLIDATED STATEMENTS OF FINANCIAL POSITION

(a) Current taxation in the consolidated statements of financial position represents:

	Note	Years ended 31 December		
		2022	2023	2024
		RMB'000	RMB'000	RMB'000
Provision for CIT for the year	7(a)	60,532	368,095	95,694
Under/(over)-provision for CIT in respect of prior years	7(a)	6,122	(67)	5,969
CIT paid during the year.		(256,608)	(230,491)	(247,641)
		(189,954)	137,537	(145,978)
Balance at 1 January		198,626	8,672	146,209
Balance at 31 December		8,672	146,209	231

(b) Deferred tax assets recognised

The components of deferred tax assets recognised in the consolidated statements of financial position and the movements during the year are as follows:

Deferred tax arising from:	Deferred income	Provisions for inventories and receivables	Accrued expenses	Fair value change on derivative financial instruments embedded in convertible bonds and others	Excess advertisement expenses	Impairment of intangible assets	Depreciation for property, plant and equipment	Unrealised profit arising from intra-group transactions	Right-of-use assets	Lease liabilities	Unused tax losses	Total
	RMB'000	RMB'000	RMB'000	RMB'000	RMB'000	RMB'000	RMB'000	RMB'000	RMB'000	RMB'000	RMB'000	RMB'000
At 1 January 2022	123	17,012	8,901	2,336	33,335	3,004	–	106,361	(15,522)	15,522	–	171,072
Credited/(charged) to profit or loss	384	(5,019)	30,337	97,480	(8,722)	47,385	(13,779)	(17,504)	(1,687)	1,687	–	130,562
At 31 December 2022 and 1 January 2023	507	11,993	39,238	99,816	24,613	50,389	(13,779)	88,857	(17,209)	17,209	–	301,634
(Charged)/credited to profit or loss	(49)	2,727	(2,956)	(103,105)	(24,613)	45,708	1,635	(15,176)	2,752	(2,752)	92,273	(3,556)
At 31 December 2023 and 1 January 2024	458	14,720	36,282	(3,289)	–	96,097	(12,144)	73,681	(14,457)	14,457	92,273	298,078
(Charged)/credited to profit or loss	(24)	13,139	(36,282)	2,900	2,036	16,838	1,620	(10,178)	(8,702)	8,702	(4,637)	(14,588)
At 31 December 2024	434	27,859	–	(389)	2,036	112,935	(10,524)	63,503	(23,159)	23,159	87,636	283,490

(c) Deferred tax assets not recognised

In accordance with the accounting policy set out in Note 2(u), the Group has not recognised deferred tax assets in respect of cumulative tax losses of RMB6,388,055,000, RMB7,402,700,000 and RMB7,863,014,000 as of 31 December 2022, 2023 and 2024 respectively as it is not probable that future taxable profits against which the losses can be utilised will be available in the relevant tax jurisdictions and entities.

The unrecognised tax losses will expire in the following years:

	As of 31 December		
	2022	2023	2024
	RMB'000	RMB'000	RMB'000
2023	71,404	—	—
2024	109,718	47,060	—
2025	529,921	450,926	458,814
2026	574,830	526,685	522,868
2027	434,911	398,750	431,433
2028	—	176,633	107,928
After 2028	4,667,271	5,802,646	6,341,971
	<u>6,388,055</u>	<u>7,402,700</u>	<u>7,863,014</u>

29 CAPITAL, RESERVES AND DIVIDENDS**(a) Movements in components of equity of the Company**

The reconciliation between the opening and closing balances of each component of the Group's consolidated equity is set out in the consolidated statements of changes in equity. Details of the changes in the Company's individual components of equity between the beginning and the end of the year are set out below:

	Paid-in capital/ share capital	Capital reserve	Merger reserve	Treasury stock	Share-based payment reserve	Accumulated losses	(Net deficit)/ total equity
	RMB'000 Note 29(c)	RMB'000 Note 29(d)(i)	RMB'000 Note 29(d)(ii)	RMB'000 Note 29(e)	RMB'000 Note 29(d)(iii)	RMB'000	RMB'000
Balance at 1 January							
2022	279,158	(1,890,086)	(534,974)	(97,681)	—	(4,735,687)	(6,979,270)
Total comprehensive income for the year . .	—	—	—	—	—	(817,019)	(817,019)
Capital contribution from shareholders	469	37,531	—	—	—	—	38,000
Recognition of financial instruments with preferential rights issued to investors . . .	—	(37,531)	—	(469)	—	—	(38,000)
Derecognition of financial instruments with preferential rights issued to investors . . .	—	7,564,226	—	98,150	—	—	7,662,376

	Paid-in capital/ share capital	Capital reserve	Merger reserve	Treasury stock	Share-based payment reserve	Accumulated losses	(Net deficit)/ total equity
	RMB'000 Note 29(c)	RMB'000 Note 29(d)(i)	RMB'000 Note 29(d)(ii)	RMB'000 Note 29(e)	RMB'000 Note 29(d)(iii)	RMB'000	RMB'000
Balance at 31 December 2022 and 1 January 2023	279,627	5,674,140	(534,974)	–	–	(5,552,706)	(133,913)
Total comprehensive income for the year . .	–	–	–	–	–	(810,421)	(810,421)
Issuance of new shares .	13,943	–	–	–	–	–	13,943
Capital contribution from shareholders	10,550	1,605,507	–	–	–	–	1,616,057
Conversion into a joint stock limited liability company	159,823	(5,152,678)	–	–	–	4,992,855	–
Equity-settled share- based payment	–	–	–	–	69,107	–	69,107
Balance at 31 December 2023 and 1 January 2024	463,943	2,126,969	(534,974)	–	69,107	(1,370,272)	754,773
Total comprehensive income for the year . .	–	–	–	–	–	(438,788)	(438,788)
Equity-settled share- based payment	–	–	–	–	144,505	–	144,505
Balance at 31 December 2024	463,943	2,126,969	(534,974)	–	213,612	(1,809,060)	460,490

(b) Dividends

No dividends have been declared by the Company during the years ended 31 December 2022, 2023 and 2024.

(c) Paid-in capital/share capital**(i) Paid-in capital**

The paid-in capital of the Group represents the paid-in capital of the Company before it was converted into a joint stock company with limited liability.

	Paid-in capital RMB'000
At 1 January 2022.	279,158
Capital contribution from shareholders	469
At 31 December 2022 and 1 January 2023.	279,627
Capital contribution from shareholders	10,550
Conversion into a joint stock limited liability company	(290,177)
At 31 December 2023, 1 January 2024 and 31 December 2024	–

(ii) Share capital

	Note	Year ended 31 December 2023		Year ended 31 December 2024	
		Number of shares	RMB'000	Number of shares	RMB'000
Ordinary shares, issued and fully paid:					
At 1 January		–	–	463,943,215	463,943
Issuance of new shares upon conversion into a joint stock limited liability company	(i)	450,000,000	450,000	–	–
Issuance of new shares		13,943,215	13,943	–	–
At 31 December		463,943,215	463,943	463,943,215	463,943

Note:

- (i) On 19 June 2023, all of the shareholders of the Company entered into a promoter's agreement, pursuant to which it was agreed that the Company shall be converted from a limited liability company to a joint stock limited company. Upon the completion of the conversion, the Company had a registered capital of RMB450 million divided into 450,000,000 shares with a par value of RMB1.00 each, which shall be subscribed by all shareholders in proportion to their shareholdings in the Company before the conversion. The conversion was completed on 21 June 2023.

(d) Reserves**(i) Capital reserve**

The Company's capital reserve mainly represented premium arising from capital injection from equity owners after the deduction of treasury shares cancellation and conversion into a joint stock limited liability company (see Note 29(c)(i)). The Company's capital reserve also represented the premium arising from equity interests granted from Shenzhen HEC Industrial (see Note 29(e)).

(ii) Share-based payment reserve

The share-based payment reserve represented the portion of the grant date fair value of restricted shares granted to the key management personnel and employees of the Group that has been recognised in accordance with the accounting policy adopted for share-based payments in Note 2(t).

(iii) Statutory reserve

According to the Company's Articles of Association, the Company is required to appropriate at least 10% of its net profit as determined in accordance with the Company Law of the PRC to its statutory surplus reserve until the reserve balance reaches 50% of the registered capital. The appropriation to this reserve must be made before distribution of a dividend to equity owners. The statutory reserve can be utilised, upon approval by the relevant authorities, to offset accumulated losses or to convert into capital, provided that the balance after such issue is not less than 25% of its registered capital.

(iv) Exchange reserve

The exchange reserve comprises all foreign exchange differences arising from the translation of the financial statements of the Company and certain subsidiaries within the Group. The reserve is dealt with in accordance with the accounting policy set out in Note 2(y).

(e) Treasury stock

- (i) In February 2021, Yidu Yingwenfang Equity Investment Limited (L.P.) (宜都英文芳股權投資合夥企業(有限合夥), "Yidu Yingwenfang") and Yidu Fangwenwen Equity Investment Limited (L.P.) (宜都芳文文股權投資合夥企業(有限合夥), "Yidu Fangwenwen") were established as employee incentive platforms. On 15 March 2021, YiChang Research Co., Ltd. (宜昌東陽光藥研發有限公司, "Yichang HEC Research") transferred its 2.90% equity interest in the Company to Yidu Yingwenfang at a consideration of RMB7,401,000. On the same day, North & South Brother Pharmacy Investment Company Limited (南北兄弟藥業投資有限公司) transferred its 2.90% equity interest in the Company to Yidu Fangwenwen at a consideration of RMB7,401,000. As the Company has power to govern the relevant activities of Yidu Yingwenfang and Yidu Fangwenwen and can derive benefits from the contributions of the eligible employees who are awarded with the shares under the restricted share scheme, Yidu Yingwenfang and Yidu Fangwenwen have been consolidated in the Group's financial statements.
- (ii) In November 2021, the Company's subsidiary, HEC CJ Pharm was granted with 10% equity interests of the Company from Shenzhen HEC Industrial at nil consideration in connection with HEC CJ Pharm's agreement to enter into a non-competition agreement under part of the reorganisation of Shenzhen HEC Industrial group. The Group recognised the granted equity interests as treasury stock at its fair value of RMB1,770,384,000 in July 2021. The Group recognised RMB773,632,000 as merger reserve and RMB731,194,000 as non-controlling interests after netting off tax payable of RMB265,558,000.

In December 2022, HEC CJ Pharm (as the transferor), Shenzhen HEC Industrial (as the transferee) and the Company (being the targeted company) entered into an equity transfer agreement (the "Equity Transfer Agreement"), pursuant to which, Shenzhen HEC Industrial agreed to buy back 10% equity interests of the Company at a consideration of RMB2,312,320,000, which was determined with reference to the market value of total shareholders' equity of the Company prepared by an independent professional valuer. On 27 June 2023, all conditions precedents under the Equity Transfer Agreement have been fulfilled, Shenzhen HEC Industrial completed the transaction of buying back 10% equity interests of the Company. For the year ended 31 December 2023, the increased fair value of 10% equity interests of the Company attributable to minority shareholders of HEC CJ Pharm (net of tax payable) amounting to RMB223,829,000 was recognised as non-controlling interests.

- (iii) Details for treasury stock arising from financial instruments with preferential rights issued to investors are disclosed in note 25.

(f) Capital management

The Group's primary objective when managing capital is to safeguard the Group's ability to continue as a going concern, so that it can continue to provide returns for its shareholders and benefits for other stakeholders, by pricing products commensurately with the level of risk and by securing access to finance at a reasonable cost.

The Group actively and regularly reviews and manages its capital structure to maintain a balance between the higher shareholders returns that might be possible with higher levels of bank loans and the advantages and security afforded by a sound capital position, and makes adjustments to the capital structure in light of changes in economic conditions.

The Group monitors its capital structure on the basis of an adjusted net liability-to-asset ratio. For this purpose, adjusted liabilities include bank loans, lease liabilities, interest-bearing borrowings but exclude financial instruments with preferential rights issued to investors. During the Track Record Period, the Group's strategy was to maintain the capital in order to continue its operations, cover its planned and/or committed capital expenditure and cover its debt position. The Group's adjusted net liability-to-asset ratios at 31 December 2022, 2023 and 2024 are as follows:

	Note	As of 31 December		
		2022	2023	2024
		RMB'000	RMB'000	RMB'000
Bank loans and other borrowings				
– current	22	1,007,145	3,289,197	2,196,225
Bank loans and other borrowings				
– non-current	22	2,250,029	1,961,313	2,287,068
Interest-bearing borrowings	24	2,906,963	–	–
Adjusted liabilities		6,164,137	5,250,510	4,483,293
Total assets		10,688,983	12,658,099	11,931,514
Adjusted net liability-to-asset ratio . . .		58%	41%	38%

30 FINANCIAL RISK MANAGEMENT AND FAIR VALUES

Exposure to credit, liquidity, interest rate and currency risks arises in the normal course of the Group's business. The Group's exposure to these risks and the financial risk management policies and practices used by the Group to manage these risks are described below.

(a) Credit risk

Credit risk refers to the risk that a counterparty will default on its contractual obligations resulting in a financial loss to the Group. The Group's credit risk is primarily attributable to trade and bill receivables. The Group maintains a defined credit policy and the exposures to these credit risks are monitored on an ongoing basis. The Group's exposure to credit risk arising from cash balances, other receivables and VAT recoverable is limited because the counterparties are banks, financial institutions and tax authorities, for which the Group considers to have low credit risk. Management has a credit policy in place and the exposures to these credit risks are monitored on an ongoing basis.

The Group's exposure to credit risk is influenced mainly by the individual characteristics of each customer rather than the industry or country in which the customers operate and therefore significant concentrations of credit risk primarily arise when the Group has significant exposure to individual customers.

The Group has a concentration of credit risk of the total trade receivables due from the Group's largest debtor and the five largest debtors as follows:

	As of 31 December		
	2022	2023	2024
Due from			
– largest trade debtor	30%	24%	35%
– five largest trade debtors	65%	67%	42%
	<u> </u>	<u> </u>	<u> </u>

In respect of trade receivables, individual credit evaluations are performed on all customers requiring credit over a certain amount. These evaluations focus on the customer's past history of making payments when due and current ability to pay, and take into account information specific to the customer as well as pertaining to the economic environment in which the customer operates. Credit limit is established for each distributor which represents the maximum open amount or credit term without requiring approval from the Board of Directors. The Group follows up with the customers to settle the due balances and monitors the settlement progress on an ongoing basis. The Group usually grants a credit term to distributors which is generally due within 0 — 90 days from the date of billing. Normally, the Group does not obtain collateral from customers.

The Group measures loss allowances for trade debtors and other debtors at an amount equal to lifetime ECLs, which is calculated using a provision matrix. As the Group's historical credit loss experience does not indicate significantly different loss patterns for different customer segments, the loss allowance based on past due status is not further distinguished between the Group's different customer bases.

The following table provides information about the Group's exposure to credit risk and ECLs for trade and bill receivables:

	At 31 December 2022		
	Expected loss rate	Gross carrying amount	Loss allowance
	%	RMB'000	RMB'000
Within 6 months	0.50%	683,147	3,416
More than 6 months but within 1 year	11.00%	1,485	163
More than 1 year but within 2 years	45.00%	99	45
More than 2 years but within 3 years	100.00%	1,575	1,575
More than 3 years	100.00%	6,408	6,408
		<u>692,714</u>	<u>11,607</u>

	At 31 December 2023		
	Expected loss rate	Gross carrying amount	Loss allowance
	%	RMB'000	RMB'000
Within 6 months	0.50%	1,821,153	9,105
More than 6 months but within 1 year	11.00%	369	41
More than 1 year but within 2 years	45.00%	221	99
More than 2 years but within 3 years	100.00%	19	19
More than 3 years	100.00%	7,322	7,322
		<u>1,829,084</u>	<u>16,586</u>

At 31 December 2024			
	Expected loss rate	Gross carrying amount	Loss allowance
	%	RMB'000	RMB'000
Within 6 months	0.50%	1,002,800	5,014
More than 6 months but within 1 year	11.00%	717,645	78,941
More than 1 year but within 2 years	45.00%	120,402	54,181
More than 2 years but within 3 years	100.00%	221	221
More than 3 years	100.00%	6,217	6,217
		<u>1,847,286</u>	<u>144,574</u>

Movements in the loss allowance account in respect of trade and bill receivables during the year are as follows:

Years ended 31 December			
	2022	2023	2024
	RMB'000	RMB'000	RMB'000
Balance at 1 January	15,716	11,607	16,586
Impairment loss recognised during the year	714	5,339	83,990
Impairment loss reversed during the year	(4,823)	(360)	(1,839)
Amount written off during the year	—	—	217
Balance at 31 December	<u>11,607</u>	<u>16,586</u>	<u>98,954</u>

The Group measures loss allowances for trade and bill receivables at an amount equal to lifetime ECLs. The expected credit loss rates of trade and bill receivables are estimated using a provision matrix calculated based on the historical credit loss experience of each entity of the Group, adjusted for factors specific to the debtors, as well as the Group's assessment of future economic conditions over the expected lives of the receivables. The expected credit loss rates for trade and bill receivables of the Group have remained relatively stable during the Track Record Period as management considers that (i) there has been no significant changes in the Group's major operating business, customer base, or the credit risk of customers, and (ii) there has been no significant changes in forward-looking information at the end of each reporting date including the macroeconomic environment in the PRC, where the Group's principal business operates.

(b) Liquidity risk

The Company and its individual subsidiaries are responsible for their own cash management, including short-term investment of cash surpluses and the raising of loans to cover expected cash demands, subject to approval by the Company's board when the bank loans exceed certain predetermined levels of authority. The Group's policy is to regularly monitor its liquidity requirements and its compliance with lending covenants, to ensure that it maintains sufficient reserves of cash, readily realisable marketable securities and adequate committed lines of funding from major financial institutions to meet its liquidity requirements in the short and longer term.

The following tables show the remaining contractual maturities at the end of each reporting period of the Group's financial liabilities, which are based on contractual undiscounted cash flows (including interest payments computed at contracted rates, if floating, based on rates current at the end of the reporting period) and the earliest date the Group can be required to:

At 31 December 2022						
Contractual undiscounted cash outflow						
	Within 1 year or on demand	More than 1 year but less than 2 years	More than 2 years but less than 5 years	More than 5 years	Total	Carrying amount
	RMB'000	RMB'000	RMB'000	RMB'000	RMB'000	RMB'000
Bank loans	1,061,541	512,609	1,827,011	74,952	3,476,113	3,102,960
Trade and other payables . . .	4,917,390	–	–	–	4,917,390	4,917,390
Interest-bearing borrowings . .	3,107,587	–	–	–	3,107,587	2,906,963
Obligations arising from sale and leaseback transactions .	97,731	64,474	–	–	162,205	154,214
Lease liabilities	39,283	30,301	59,378	342	129,304	116,300
Total	9,223,532	607,384	1,886,389	75,294	11,792,599	11,197,827

At 31 December 2023						
Contractual undiscounted cash outflow						
	Within 1 year or on demand	More than 1 year but less than 2 years	More than 2 years but less than 5 years	More than 5 years	Total	Carrying amount
	RMB'000	RMB'000	RMB'000	RMB'000	RMB'000	RMB'000
Bank loans	2,651,637	852,303	1,463,756	–	4,967,696	4,670,384
Trade and other payables . . .	2,594,007	–	–	–	2,594,007	2,594,007
Obligations arising from sale and leaseback transactions .	409,728	140,091	71,113	–	620,932	580,126
Lease liabilities	36,173	35,274	34,324	2,436	108,207	100,281
Total	5,691,545	1,027,668	1,569,193	2,436	8,290,842	7,944,798

At 31 December 2024						
Contractual undiscounted cash outflow						
	Within 1 year or on demand	More than 1 year but less than 2 years	More than 2 years but less than 5 years	More than 5 years	Total	Carrying amount
	RMB'000	RMB'000	RMB'000	RMB'000	RMB'000	RMB'000
Bank loans	2,061,684	1,162,126	976,611	91,756	4,292,177	4,014,576
Trade and other payables . . .	2,421,629	–	–	–	2,421,629	2,421,629
Obligations arising from sale and leaseback transactions .	293,538	181,625	18,336	–	493,499	468,717
Lease liabilities	46,005	43,755	61,024	517	151,301	140,888
Total	4,822,856	1,387,506	1,055,971	92,273	7,358,606	7,045,810

(c) **Interest rate risk**

Interest rate risk is the risk that the fair value or future cash flows of a financial instrument will fluctuate because of changes in market interest rates. The Group's interest rate risk arises primarily from bank loans. Bank loans that are at variable rates and at fixed rates expose the Group to cash flow interest rate risk and fair value interest rate risk respectively. The Group's interest rate profile as monitored by management is set out in (i) below.

(i) *Interest rate profile*

The following table details the interest rate profile of the Group's interest-bearing loans and borrowings at the end of the reporting period:

	At 31 December 2022		At 31 December 2023		At 31 December 2024	
	Effective interest rate	Amount	Effective interest rate	Amount	Effective interest rate	Amount
		RMB'000		RMB'000		RMB'000
Fixed rate instruments:						
	3.83% –		3.20% –		3.40% –	
Bank loans	5.00%	185,284	4.80%	364,730	8.50%	237,332
Convertible bonds	3.00%	2,906,963	N/A	–	N/A	–
Obligations arising from sale and leaseback transactions . . .	4.95%	87,933	4.95% –	131,753	4.72% –	362,304
			6.87%		6.86%	
Subtotal		3,180,180		496,483		599,636
Floating rate instruments:						
	4.19% –		2.40% –		2.40% –	
Bank loans	5.39%	2,907,009	6.95%	4,286,142	6.95%	3,671,401
Obligations arising from sale and leaseback transactions . . .	3.65% –	66,281	3.45% –	448,373	3.45% –	106,413
	6.50%		6.50%		5.65%	
Subtotal		2,973,290		4,734,515		3,777,814
Total interest-bearing loans and borrowings		6,153,470		5,230,998		4,377,450
Net fixed rate instruments as a percentage of total instruments		52%		9%		14%

(ii) *Sensitivity analysis*

At 31 December 2022, 2023 and 2024, it is estimated that a general increase/decrease of 25 basis points in the interest rates of interest-bearing loans and borrowings, with all other variables held constant, would have increased/decreased the Group's (loss)/profit after tax and accumulated losses by approximately RMB6,178,000, RMB9,885,000 and RMB8,028,000 respectively. Other components of equity would not be affected by the changes in interest rates.

The sensitivity analysis above indicates the impact on the Group's (loss)/profit for the year and accumulated losses that would arise assuming that there is an annualised impact on interest expense by a change in interest rates. The analysis has been performed on the same basis during the Track Record Period.

(d) *Currency risk*

The Group is exposed to currency risk primarily through sales and purchase which give rise to receivables and payables that are denominated in a foreign currency, i.e. a currency other than the functional currency of the operations to which the transactions relate. The currencies giving rise to this risk are primarily Hong Kong dollars, Euros and United States dollars.

(i) Exposure to currency risk

The following table details the Group's exposure at the end of the reporting period to currency risk arising from recognised assets or liabilities denominated in a currency other than the functional currency of the entity to which they relate. For presentation purposes, the amounts of the exposure are shown in RMB, translated using the spot rate at the year end date.

Exposure to foreign currencies (expressed in RMB)									
At 31 December 2022			At 31 December 2023			At 31 December 2024			
United States Dollars	Euro	Hong Kong Dollars	United States Dollars	Euro	Hong Kong Dollars	United States Dollars	Euro	Hong Kong Dollars	
RMB'000	RMB'000	RMB'000	RMB'000	RMB'000	RMB'000	RMB'000	RMB'000	RMB'000	RMB'000
Trade and other receivables	189	–	–	1,580	–	–	1,688	–	–
Cash and cash equivalents	9,341	2,155	1,398	767	–	20	4,182	–	1
Trade and other payables	(110,564)	137	–	(21,649)	(133)	–	(20,409)	(2,112)	–
Bank loans	–	–	–	(672,857)	–	–	–	–	–
Interest-bearing borrowings	(2,906,963)	–	–	–	–	–	–	–	–
Net exposure arising from recognised assets and liabilities	(3,007,997)	2,292	1,398	(692,159)	(133)	20	(14,539)	(2,112)	1

(ii) Sensitivity analysis

At 31 December 2022, 2023 and 2024, it is estimated that a general appreciation/depreciation of 5% in RMB, with all other variables held constant, would have (increased)/decreased the Group's net results and (decreased)/increased accumulated losses as below.

	As of 31 December		
	2022	2023	2024
	RMB'000	RMB'000	RMB'000
United States Dollars	(127,840)	(29,417)	(618)
Euros	97	(6)	(90)
Hong Kong Dollars	59	1	–

The sensitivity analysis assumes that the change in foreign exchange rates had been applied to re-measure the financial instruments held by the Group which expose the Group to foreign currency risk at the end of the reporting period. The analysis excludes differences that would result from the translation of the financial statements of foreign operations into the Group's presentation currency. The analysis is performed on the same basis during the Track Record Period.

(e) Fair value measurement**(i) Financial instruments and liabilities measured at fair value***Fair value hierarchy*

The following table presents the fair value of the Group's financial instruments measured at the end of the reporting period on a recurring basis, categorised into the three-level fair value hierarchy as defined in IFRS 13, *Fair value measurement*. The level into which a fair value measurement is classified is determined with reference to the observability and significance of the inputs used in the valuation technique as follows:

- Level 1 valuations: Fair value measured using only Level 1 inputs i.e. unadjusted quoted prices in active markets for identical assets or liabilities at the measurement date.

- Level 2 valuations: Fair value measured using Level 2 inputs i.e. observable inputs which fail to meet Level 1, and not using significant unobservable inputs. Unobservable inputs are inputs for which market data are not available.
- Level 3 valuations: Fair value measured using significant unobservable inputs.

	Fair value measurements as of 31 December 2022 categorised into			
	Fair value at 31 December 2022	Level 1	Level 2	Level 3
	RMB'000	RMB'000	RMB'000	RMB'000

**Recurring fair value
measurements**

Financial assets measured at
FVPL

– Investment in a trust investment scheme	290,000	–	290,000	–
Convertible bonds				
– Derivative component (Note 24(iv)).	(782,651)	–	(782,651)	–
		=		=

	Fair value measurements as of 31 December 2023 categorised into			
	Fair value at 31 December 2023	Level 1	Level 2	Level 3
	RMB'000	RMB'000	RMB'000	RMB'000

**Recurring fair value
measurements**

Financial assets measured at
FVPL

– Listed equity securities . . .	19,587	19,587	–	–
– Foreign currency option contracts	18,686	–	18,686	–
Financial liabilities measured at FVPL				
– Foreign currency option contracts	(1,139)	–	(1,139)	–
		=		=

	Fair value measurements as of 31 December 2024 categorised into			
	Fair value at 31 December 2024	Level 1	Level 2	Level 3
	RMB'000	RMB'000	RMB'000	RMB'000

**Recurring fair value
measurements**

Financial assets measured at
FVPL

– Listed equity securities . . .	17,066	17,066	–	–
– Investment in a private fund	3,839	–	–	3,839
		=		=

During the Track Record Period, there were no transfers between Level 1 and Level 2, or transfers into or out of Level 3.

Valuation techniques and inputs used in Level 2 fair value measurements

Financial assets measured at FVPL in Level 2 represented investment in a trust investment scheme, the derivative component embedded in convertible bonds and foreign currency option contracts.

The fair value of the trust investment scheme was determined by the Group with reference to the fair value quoted by the trust company, that established and managed the investments (see Note 15), using expected return rates currently available for instruments with similar terms, credit risk, remaining terms and other market data.

The fair value of the conversion option embedded in convertible bonds in Level 2 is the estimated amount that the Group would pay to terminate the option at the end of the reporting period, taking into account the underlying share price and the potential shares outstanding to be converted, which was determined using the observable market data, such as discount curvy, risk free interest rates, stock price variance rates, exchange rates, risk free of return, bond discount rates, spot exchange rates, forward exchange rates, spot price of stock, historical volatility of stock price and dividend yield.

The fair value of foreign exchange option contracts is determined using the spot price of the foreign exchange rates as of the valuation date, strike rates, forward foreign exchange rates, implied volatilities of foreign exchange rates and risk-free rates.

Information about Level 3 fair value measurement

	Fair value at 31 December 2024	Valuation technique	Unobservable input	Range (weighted average)
	RMB'000			
Investment in a private fund	3,839	Net asset value (note)	N/A	N/A

Note: The Group has determined that the reported net asset value represents fair value of the investment at the end of the reporting period.

(ii) Fair value of other financial assets and liabilities carried at other than fair value

The carrying amounts of the Group's financial instruments carried at cost or amortised cost were not materially different from their fair values as of 31 December 2022, 2023 and 2024 except for the following financial instruments, for which their carrying amount and fair value are disclosed below:

	At 31 December 2022	
	Carrying amount	Fair value
	RMB'000	RMB'000
Convertible bonds		
– Liability component	2,124,312	2,182,634

31 CAPITAL COMMITMENTS

Capital commitments outstanding at 31 December 2022, 2023 and 2024 not provided for in the consolidated financial statements were as follows:

	As of 31 December		
	2022	2023	2024
	<i>RMB'000</i>	<i>RMB'000</i>	<i>RMB'000</i>
Contracted for			
Acquisition of fixed assets	271,114	580,096	251,134
Acquisition of intangible assets.	532,767	491,345	493,973
	<u>803,881</u>	<u>1,071,441</u>	<u>745,107</u>

32 MATERIAL RELATED PARTY TRANSACTIONS**(a) Key management personal remuneration**

Remuneration for key management personnel of the Group, including amounts paid to the Company's directors' as disclosed in Note 8 and certain of the highest paid employees as disclosed in Note 9, is as follows:

	Years ended 31 December		
	2022	2023	2024
	<i>RMB'000</i>	<i>RMB'000</i>	<i>RMB'000</i>
Salaries and other benefits.	8,058	11,607	8,935
Contributions to defined contribution retirement benefit schemes	173	195	241
Equity-settled share-based payment	—	52,698	105,395
	<u>8,231</u>	<u>64,500</u>	<u>114,571</u>

Total remuneration is included in "staff costs" (see Note 6(b)).

(b) Identity of related parties

During the Track Record Period, the directors are of the view that related parties of the Group include the following:

Name of related parties	Relationship with the Group
Ruyuan HEC Pharmaceutical Co., Ltd. (乳源東陽光藥業有限公司)*	effectively owned by the ultimate controlling parties
Yichang HEC Biochemical Pharmaceutical Co., Ltd. (宜昌東陽光生化製藥有限公司)*	effectively owned by the ultimate controlling parties
Yichang HEC Power Plant Co., Ltd. (宜昌東陽光火力發有限公司)*	effectively owned by the ultimate controlling parties
Shaoguan HEC Packaging and Printing Co., Ltd. (韶關東陽光包裝印刷有限公司)*	effectively owned by the ultimate controlling parties
Shenzhen HEC Industrial Development Co., Ltd. (深圳市東陽光實業發有限公司)*	effectively owned by the ultimate controlling parties
Dongguan HEC Industrial Development Co., Ltd. (東莞市東陽光實業發展有限公司)*	effectively owned by the ultimate controlling parties
Yichang HEC Medicine Co., Ltd. (宜昌東陽光藥業股份有限公司)*	effectively owned by the ultimate controlling parties
Dongguan HEC Research Co., Ltd. (東莞東陽光藥物研發有限公司)*	effectively owned by the ultimate controlling parties
Yidu Changjiang Machinery Equipment Co., Ltd. (宜都長江機械設備有限公司)*	effectively owned by the ultimate controlling parties
Guangdong HEC Technology Holding Co., Ltd. (廣東東陽光科技控股股份有限公司)*	effectively owned by the ultimate controlling parties
Shenzhen HEC Formed Foil Co., Ltd. (深圳市東陽光化成箔股份有限公司)*	effectively owned by the ultimate controlling parties
HEC PHARM (HONG KONG) COMPANY LIMITED (東陽光藥業(香港)有限公司)	effectively owned by the ultimate controlling parties
Yichang Shancheng Shuidu Restaurant Co., Ltd. (宜昌山城水都大飯店有限公司)*	effectively owned by the ultimate controlling parties
Yidu Shanchengshuidu Project Construction Co., Ltd. (宜都山城水都建築工程有限公司)*	effectively owned by the ultimate controlling parties

* The English translation of the above companies' names is for reference only. The official names of these companies are in Chinese.

(c) Significant related party transactions

During the years ended 31 December 2022, 2023 and 2024, the Group entered into the following material related party transactions:

	Years ended 31 December		
	2022	2023	2024
	RMB'000	RMB'000	RMB'000
(i) Purchase of goods from:			
Ruyuan HEC Pharmaceutical Co., Ltd.	59,901	52,722	92,825
Yichang HEC Biochemical Pharmaceutical Co., Ltd. . .	39,284	45,024	39,082
Yichang HEC Power Plant Co., Ltd.	33,933	40,822	47,307
Shaoguan HEC Packaging and Printing Co., Ltd. . . .	24,927	37,822	34,165
Shenzhen HEC Industrial Development Co., Ltd. . . .	4,887	6,245	150
Dongguan HEC Industrial Development Co., Ltd. . . .	8,818	(1,266)	5,552
Yichang HEC Medicine Co., Ltd.	–	(38)	–
Others.	435	480	386
	<u>172,185</u>	<u>181,811</u>	<u>219,467</u>
(ii) Purchase of property, plant and equipment from:			
Yidu Changjiang Machinery Equipment Co., Ltd. . . .	17,817	9,307	2,918
Others.	1,622	–	–
	<u>19,439</u>	<u>9,307</u>	<u>2,918</u>
(iii) Interest expense to:			
Guangdong HEC Technology Holding Co., Ltd.	56,311	–	–
Shenzhen HEC Industrial Development Co., Ltd. . . .	7,287	13,760	–
Dongguan HEC Research Co., Ltd.	24,560	18,565	–
	<u>88,158</u>	<u>32,325</u>	<u>–</u>
(iv) Interest income from:			
Dongguan HEC Industrial Development Co., Ltd. . . .	35,223	14,070	–
Shenzhen HEC Industrial Development Co., Ltd. . . .	3,272	21,677	–
Ruyuan HEC Pharmaceutical Co., Ltd.	6,306	3,035	–
	<u>44,801</u>	<u>38,782</u>	<u>–</u>
(v) Receive services from:			
Ruyuan HEC Pharmaceutical Co., Ltd.	11,221	8,723	15,837
Yichang HEC Biochemical Pharmaceutical Co., Ltd. . .	3,186	3,186	3,186
Yichang Shancheng Shuidu Restaurant Co., Ltd. . . .	1,360	13,357	24,075
Yidu Shanchengshuidu Project Construction Co., Ltd. .	6,752	12,936	–
Others.	–	23	1,112
	<u>22,519</u>	<u>38,225</u>	<u>44,210</u>
(vi) Provide services to:			
Dongguan HEC Research Co., Ltd.	354	–	–
Ruyuan HEC Pharmaceutical Co., Ltd.	608	–	1,294
Yichang HEC Biochemical Pharmaceutical Co., Ltd. . .	–	–	257
Others.	86	1,034	33
	<u>1,048</u>	<u>1,034</u>	<u>1,584</u>
(vii) Purchase of intangible assets from:			
Dongguan HEC Research Co., Ltd.	20,381	144,977	–
(viii) Lease payments from:			
Dongguan HEC Research Co., Ltd.	23,545	23,545	28,838
Shenzhen HEC Formed Foil Co., Ltd.	8,752	8,752	9,362
Others.	496	511	533
	<u>32,793</u>	<u>32,808</u>	<u>38,733</u>
(ix) Payments through:			
Shenzhen HEC Industrial Development Co., Ltd. . . .	49,673	5,609	283,490
HEC PHARM (HONG KONG) COMPANY LIMITED . . .	–	35,635	–
	<u>49,673</u>	<u>41,244</u>	<u>283,490</u>

(d) Balances with related parties

The Group

Trade in nature:

	As of 31 December		
	2022	2023	2024
	RMB'000	RMB'000	RMB'000
Trade receivables from:			
Ruyuan HEC Pharmaceutical Co., Ltd.	–	1,461	57
Yidu Changjiang Machinery Equipment Co., Ltd.	–	–	100
Yichang HEC Biochemical Pharmaceutical Co., Ltd.	–	–	320
Others.	–	182	7
	–	1,643	484
	–	–	–

	As of 31 December		
	2022	2023	2024
	RMB'000	RMB'000	RMB'000
Prepayments to:			
Dongguan HEC Research Co., Ltd.	109,691	6,135	–
Yichang HEC Biochemical Pharmaceutical Co., Ltd.	–	–	2,750
Ruyuan HEC Pharmaceutical Co., Ltd.	–	453	–
	109,691	6,588	2,750
	–	–	–

	As of 31 December		
	2022	2023	2024
	RMB'000	RMB'000	RMB'000
Trade payables to:			
Dongguan HEC Research Co., Ltd.	–	58,525	19,585
Dongguan HEC Industrial Development Co., Ltd.	7,697	1,612	1,330
HEC PHARM (HONG KONG) COMPANY LIMITED	34,109	–	–
Ruyuan HEC Pharmaceutical Co., Ltd.	10,178	18,948	47,606
Shenzhen HEC Industrial Development Co., Ltd.	2,907	2,609	–
Yichang HEC Power Plant Co., Ltd.	–	–	4,595
Shaoguan HEC Packaging and Printing Co., Ltd.	11,274	409	11,571
Yichang HEC Biochemical Pharmaceutical Co., Ltd.	–	–	1,537
Yichang Shancheng Shuidu Restaurant Co., Ltd.	–	–	5,428
Shenzhen HEC Formed Foil Co., Ltd.	–	–	9,954
Others.	–	5,971	242
	66,165	88,074	101,848
	–	–	–

Non-trade in nature:

	As of 31 December		
	2022	2023	2024
	RMB'000	RMB'000	RMB'000
Other receivables from:			
Dongguan HEC Industrial Development Co., Ltd.	986,879	—	—
Ruyuan HEC Pharmaceutical Co., Ltd..	208,306	—	—
Shenzhen HEC Industrial Development Co., Ltd.	203,221	—	—
Others.	312	189	121
	<u>1,398,718</u>	<u>189</u>	<u>121</u>

	As of 31 December		
	2022	2023	2024
	RMB'000	RMB'000	RMB'000
Other payables to:			
Shenzhen HEC Industrial Development Co., Ltd.	728,472	—	—
Yidu Shanchengshuidu Project Construction Co., Ltd. .	2,182	—	—
Dongguan HEC Research Co., Ltd..	1,671,750	—	—
	<u>2,402,404</u>	<u>—</u>	<u>—</u>

The Company

Trade in nature:

	As of 31 December		
	2022	2023	2024
	RMB'000	RMB'000	RMB'000
Trade receivables from:			
Ruyuan HEC Pharmaceutical Co., Ltd..	—	—	57
	<u>—</u>	<u>—</u>	<u>57</u>

	As of 31 December		
	2022	2023	2024
	RMB'000	RMB'000	RMB'000
Prepayments to:			
Dongguan HEC Research Co., Ltd..	544,317	—	—
Yichang HEC Biochemical Pharmaceutical Co., Ltd. . .	—	—	2,750
Ruyuan HEC Pharmaceutical Co., Ltd..	—	453	—
	<u>544,317</u>	<u>453</u>	<u>2,750</u>

	As of 31 December		
	2022	2023	2024
	RMB'000	RMB'000	RMB'000
Trade payables to:			
Dongguan HEC Research Co., Ltd.	–	58,525	13,685
Dongguan HEC Industrial Development Co., Ltd.	7,697	1,612	1,330
Ruyuan HEC Pharmaceutical Co., Ltd..	5,236	12,434	42,479
Shenzhen HEC Formed foil Co., Ltd.	–	4,415	9,954
Shenzhen HEC Industrial Development Co., Ltd.	2,907	2,609	–
Shaoguan HEC Packaging and Printing Co., Ltd.	–	–	9,662
Others.	49	1,551	242
	<u>15,889</u>	<u>81,146</u>	<u>77,352</u>

Non-trade in nature:

	As of 31 December		
	2022	2023	2024
	RMB'000	RMB'000	RMB'000
Other receivables from:			
Dongguan HEC Industrial Development Co., Ltd.	986,879	–	–
Ruyuan HEC Pharmaceutical Co., Ltd..	208,306	–	–
Others.	123	–	–
	<u>1,195,308</u>	<u>–</u>	<u>–</u>

	As of 31 December		
	2022	2023	2024
	RMB'000	RMB'000	RMB'000
Other payables to:			
Dongguan HEC Research Co., Ltd.	1,671,090	–	–
Shenzhen HEC Industrial Development Co., Ltd.	716,477	–	–
	<u>2,387,567</u>	<u>–</u>	<u>–</u>

The Group expects that the non-trade balances will be settled prior to listing.

(e) Financial guarantees

At 31 December 2022, 2023 and 2024, guarantees were issued to the Group by Shenzhen HEC Industrial, Mr. Zhang Yushuai and Ms. Guo Meilan, the ultimate controlling parties of the Group in connection with bank loans and other borrowings amounted to RMB2,770,243,000, RMB3,392,146,000 and RMB4,001,064,000 of the Group respectively.

At 31 December 2022, 2023 and 2024, guarantees were issued by the Group to Shenzhen HEC Industrial and other related parties amounted to RMB270,000,000, nil and nil, including which, RMB270,000,000, nil and nil were secured by patents of the Group respectively.

The Group has no intention to release all guarantees provided by our Controlling Shareholders prior to the Listing.

33 NON-ADJUSTING EVENTS AFTER THE REPORTING PERIOD

The Company and HEC CJ Pharm jointly announced in May 2024 that the Group is proposed listing by way of introduction of H shares of the Company and privatisation of HEC CJ Pharm. Subject to the fulfilment of all the certain conditions as mentioned in the announcements in the May 2024, the Company will pay a special dividend to the shareholders of HEC CJ Pharm. The special dividend payable is based on the total number of 427,567,700 HEC CJ Pharm shares held by the aforementioned shareholders and the proposed special dividend of HK\$1.50 per HEC CJ Pharm share. The Directors of the Company estimated the total special dividend payable would amount to approximately RMB593,400,000 that is converted from Hong Kong dollars at an exchange rate of HK\$1.00 to RMB0.9077.

No adjustment has been made to reflect the special dividend payable to the aforementioned shareholders.

34 IMMEDIATE AND ULTIMATE CONTROLLING PARTIES

At 31 December 2024, the directors consider the immediate parent of the Group to be Yichang HEC Research, which is incorporated in the PRC and the ultimate controlling parties of the Group to be Mr. Zhang Yushuai and Ms. Guo Meilan.

35 POSSIBLE IMPACT OF AMENDMENTS, NEW STANDARDS AND INTERPRETATIONS ISSUED BUT NOT YET EFFECTIVE FOR THE YEAR ENDED 31 DECEMBER 2024

Up to the date of issue of these Historical Financial Information, the IASB has issued a number of new or amended standards, which are not yet effective for the year ended 31 December 2024 and which have not been adopted in these financial statements. These developments include the following which may be relevant to the Group.

	Effective for accounting periods beginning on or after
Amendments to IAS 21, <i>Lack of exchangeability</i>	1 January 2025
Amendments to IFRS 9 and IFRS 7: <i>Amendments to the Classification and Measurement of Financial Instruments</i>	1 January 2026
Amendments to IFRS 9 and IFRS 7, <i>Contracts Referencing Nature-dependent Electricity</i>	1 January 2026
Annual Improvements to IFRS Accounting Standards – Volume 11	1 January 2026
IFRS 18, <i>Presentation and Disclosure in Financial Statements</i>	1 January 2027
IFRS 19, <i>Subsidiaries without Public Accountability: Disclosures</i>	1 January 2027
<i>Amendments to IFRS 10 and IAS 28, Sale or contribution of assets between an investor and its associate or joint venture</i>	To be determined

The Group is in the process of making an assessment of what the impact of these developments is expected to be in the period of initial application. So far it has concluded that the adoption of them is unlikely to have a significant impact on the consolidated financial statements.

SUBSEQUENT FINANCIAL STATEMENTS

No audited financial statements have been prepared by the Company and its subsidiaries in respect of any period subsequent to 31 December 2024.

The information set out below does not form part of the Accountants' Report received from the Company's reporting accountants, KPMG, Certified Public Accountants, Hong Kong, as set out in Appendix I to this Listing Document, and is included herein for illustrative purposes only. The unaudited pro forma financial information should be read in conjunction with the section headed "Financial Information" in this Listing Document and the Accountants' Report set out in Appendix I to this Listing Document.

A. UNAUDITED PRO FORMA STATEMENT OF ADJUSTED NET TANGIBLE ASSETS

The following unaudited pro forma statement of adjusted net tangible assets of the Company and its subsidiaries (the "Group") is prepared in accordance with Rule 4.29 of the Rules Governing the Listing of Securities on The Stock Exchange of Hong Kong Limited (the "Listing Rules") and is set out below to illustrate the effect of the proposed listing by way of introduction of H shares of the Company (the "Introduction") and privatisation of Yichang HEC ChangJiang Pharmaceutical Co., Ltd. ("HEC CJ Pharm") (the "Privatisation") on the consolidated net tangible liabilities attributable to equity shareholders of the Company as of 31 December 2024 as if the Introduction and the Privatisation had taken place at 31 December 2024.

The unaudited pro forma statement of adjusted net tangible assets has been prepared for illustrative purposes only and because of its hypothetical nature, it may not give a true picture of the financial position of the Group had the Introduction and the Privatisation been completed as of 31 December 2024 or at any future date.

Consolidated net tangible liabilities attributable to equity shareholders of the Company as of 31 December 2024	Effect of the Introduction and the Privatisation	Unaudited pro forma adjusted consolidated net tangible assets attributable to equity shareholders of the Company	Unaudited pro forma adjusted consolidated net tangible assets attributable to equity shareholders of the Company per Share	
RMB'000 (Note 1)	RMB'000 (Note 2)	RMB'000	RMB (Note 3)	HK\$ (Note 4)
<u>(464,765)</u>	<u>3,307,917</u>	<u>2,843,152</u>	<u>5.13</u>	<u>5.55</u>

Notes:

- (1) The consolidated net tangible liabilities attributable to equity shareholders of the Company as of 31 December 2024 is arrived at after (i) deducting intangible assets of RMB1,573,456,000; and (ii) adjusting the share of intangible assets attributable to non-controlling interests of RMB764,542,000 from the consolidated total equity attributable to equity shareholders of the Company of RMB344,149,000 as of 31 December 2024 which is extracted from the Accountants' Report set out in Appendix I to the listing document.

- (2) The adjustment represents the derecognition of the carrying amount of non-controlling interests in HEC CJ Pharm upon the completion of the Introduction and the Privatisation as at 31 December 2024, and the corresponding change in consolidated net tangible liabilities attributable to equity shareholders of the Company, after deduction of listing and privatisation expenses paid or payable by the Company of RMB61,672,000 (excluding the related expenses charged to profit or loss during the Track Record Period).
- (3) The unaudited pro forma adjusted consolidated net tangible assets attributable to equity shareholders of the Company per Share is arrived at after the adjustments referred to in the preceding paragraphs and on the basis that a total of 553,700,263 Shares were in issue (being the outstanding 463,943,215 domestic shares in issue immediately before the Introduction and the Privatisation and 112,712,832 H shares to be issued pursuant to the Introduction and the Privatisation, excluding the 22,955,784 shares under the 2023 Restricted Share Scheme) assuming that the Introduction and the Privatisation had been completed on 31 December 2024.
- (4) The unaudited pro forma adjusted consolidated net tangible assets attributable to equity shareholders of the Company per Share amount in Renminbi is converted into Hong Kong dollars with an exchange rate of HK\$1.00 to RMB0.9253. No representation is made that the Renminbi amount has been, could have been or may be converted into Hong Kong dollars, or vice versa, at that rate or at any other rates.
- (5) No adjustment has been made to reflect any trading results or other transactions of the Group entered into subsequent to 31 December 2024, including but not limited to the Special Dividend to be declared by HEC CJ Pharm to the shareholders whose names appear on the register of members of HEC CJ Pharm on the Share Exchange Record Date (other than the Company or its subsidiaries, if any). The Directors of the Company preliminarily estimated that the Special Dividend would amount to approximately RMB593.4 million, based on the total number of 427,567,700 HEC CJ Pharm Shares held by the aforementioned shareholders as of 31 December 2024 and the proposed Special Dividend of HK\$1.50 per HEC CJ Pharm Shares. The Special Dividend payable is converted from Hong Kong dollars at an exchange rate of HK\$1.00 to RMB0.9253. No representation is made that the Hong Kong dollar amount has been, could have been or may be converted into Renminbi, or vice versa, at that rate or at any other rates. Had the Special Dividend been declared on 31 December 2024, the unaudited pro forma adjusted net tangible assets would have decreased by RMB593.4 million and the unaudited pro forma adjusted net tangible assets per Share would have decreased by RMB1.07 (equivalent to HK\$1.16).

**B. UNAUDITED PRO FORMA STATEMENT OF FINANCIAL POSITION,
UNAUDITED PRO FORMA STATEMENT OF PROFIT OR LOSS, AND
UNAUDITED PRO FORMA STATEMENT OF CASH FLOWS**

The following is the unaudited pro forma financial information of the Group in connection with the Introduction and the Privatisation. The unaudited pro forma financial information of the Group below is prepared to illustrate (i) the pro forma consolidated statement of financial position of the Group as at 31 December 2024 as if the Introduction and the Privatisation had taken place at 31 December 2024; (ii) the pro forma consolidated statement of profit or loss as if the Introduction and the Privatisation had taken place at 1 January 2024; and (iii) the pro forma consolidated statement of cash flows for the year ended 31 December 2024 as if the Introduction and the Privatisation had taken place at 1 January 2024.

The unaudited pro forma financial information has been prepared by the directors in accordance with Rule 4.29 of the Listing Rules, for the purposes of illustrating the effect of the Introduction and the Privatisation only and, because of its hypothetical nature, it may not give a true picture of the financial position, financial performance and cash flows of the Group Post-Merger had the Introduction and the Privatisation been completed as of the specified dates or any future date.

(a) Unaudited pro forma consolidated statement of financial position as at 31 December 2024

	The Group	Pro forma adjustments	The Group Post-Merger
	<i>RMB'000</i> <i>(Note 1)</i>	<i>RMB'000</i> <i>(Note 2)</i>	<i>RMB'000</i>
Non-current assets			
Fixed assets			
– Property, plant and equipment	3,896,563		3,896,563
– Right-of-use assets			
– Ownership interests in leasehold land held for own use	342,526		342,526
– Other properties leased for own use	151,901		151,901
	4,390,990		4,390,990
Intangible assets	1,573,456		1,573,456
Financial assets measured at fair value through profit or loss (“FVPL”)	17,066		17,066
Deferred tax assets	283,490		283,490
Interests in an associate	25,464		25,464
Prepayments	662,288		662,288
	6,952,754		6,952,754
Current assets			
Inventories	737,821		737,821
Prepayments	426,380	(28,881)	397,499
Trade and other receivables	1,894,293		1,894,293
Financial assets measured at FVPL	3,839		3,839
Restricted cash	435,617		435,617
Cash and cash equivalents	1,480,810	(46,405)	1,434,405
	4,978,760		4,903,474
Current liabilities			
Contract liabilities	155,019		155,019
Trade and other payables	2,421,629	(13,614)	2,408,015
Bank loans and other borrowings	2,196,225		2,196,225
Lease liabilities	41,147		41,147
Current taxation	231		231
	4,814,251		4,800,637
Net current assets	164,509		102,837
Total assets less current liabilities	7,117,263		7,055,591

	The Group	Pro forma adjustments	The Group Post-Merger
	<i>RMB'000</i> <i>(Note 1)</i>	<i>RMB'000</i> <i>(Note 2)</i>	<i>RMB'000</i>
Non-current liabilities			
Bank loans and other borrowings	2,287,068		2,287,068
Deferred income	262,954		262,954
Lease liabilities	99,741		99,741
	<u>2,649,763</u>		<u>2,649,763</u>
Net assets	<u>4,467,500</u>		<u>4,405,828</u>
Capital and reserves			
Share capital	463,943	112,713	576,656
Reserves	<u>(119,794)</u>	<u>3,959,746</u>	<u>3,839,952</u>
Total equity attributable to equity shareholders of the Company	344,149		4,416,608
Non-controlling interests	<u>4,123,351</u>	<u>(4,134,131)</u>	<u>(10,780)</u>
Total equity	<u>4,467,500</u>		<u>4,405,828</u>

(b) Unaudited pro forma consolidated statement of profit or loss for the year ended 31 December 2024

	The Group	Pro forma adjustments		The Group Post-Merger
	<i>RMB'000</i> <i>(Note 1)</i>	<i>RMB'000</i> <i>(Note 3(a))</i>	<i>RMB'000</i> <i>(Note 3(b))</i>	<i>RMB'000</i>
Revenue	4,018,905			4,018,905
Cost of sales	(960,274)			(960,274)
Gross profit	3,058,631			3,058,631
Other income	89,743			89,743
Distribution costs	(1,197,046)			(1,197,046)
Administrative expenses	(557,116)		(18,000)	(575,116)
Research and development costs . .	(887,653)			(887,653)
Recognition of impairment loss on trade and other receivables	(126,011)			(126,011)
Profit from operations	380,548			362,548
Finance costs	(239,787)			(239,787)
Share of profit of an associate . . .	293			293
Profit before taxation	141,054			123,054
Income tax	(116,251)			(116,251)
Profit for the year	24,803			6,803
Profit/(loss) for the year attributable to:				
Equity shareholders of the Company	(207,434)	234,549	(18,000)	9,115
Non-controlling interests	232,237	(234,549)		(2,312)
Profit for the year	24,803			6,803
(Loss)/earnings per share				
Basic and diluted (in RMB) <i>(Note 4)</i>	(0.47)			0.02

(c) Unaudited pro forma consolidated statement of cash flows for the year ended 31 December 2024

	The Group	Pro forma adjustments	The Group Post-Merger
	<i>RMB'000</i> <i>(Note 1)</i>	<i>RMB'000</i> <i>(Note 5)</i>	<i>RMB'000</i>
Operating activities			
Cash generated from operations	748,173	(21,746)	726,427
Corporate Income Tax ("CIT") paid	(247,641)		(247,641)
Net cash generated from operating activities .	500,532		478,786
Investing activities			
Interest received	72,792		72,792
Payments for purchase of property, plant and equipment	(1,061,906)		(1,061,906)
Payments for development costs	(163,299)		(163,299)
Decrease in restricted cash	1,131,683		1,131,683
Payments for investments in financial assets measured at FVPL	(2,761,573)		(2,761,573)
Proceeds from disposal of financial assets measured at FVPL	2,763,105		2,763,105
Payment for investment in an associate	(12,600)		(12,600)
Dividends received from listed equity securities .	309		309
Proceeds received from disposal of property, plant and equipment	61,283		61,283
Net cash generated from investing activities . .	29,794		29,794
Financing activities			
Proceeds from bank loans	3,100,917		3,100,917
Proceeds from borrowings under sale and leaseback transactions	379,556		379,556
Repayments of bank loans	(3,792,158)		(3,792,158)
Payments for capital element of obligations arising from sale and leaseback transactions . .	(478,177)		(478,177)
Interest paid	(105,172)		(105,172)
Other borrowing costs paid	(13,907)		(13,907)
Deposits paid for sale and leaseback transactions	(375)		(375)
Capital element of lease rentals paid	(35,829)		(35,829)
Interest element of lease rentals paid	(6,508)		(6,508)
Listing expenses paid	(19,013)	(24,659)	(43,672)
Net cash used in financing activities	(970,666)		(995,325)
Net decrease in cash and cash equivalents . . .	(440,340)		(486,745)
Cash and cash equivalents at 1 January 2024 .	1,920,158		1,920,158
Effect of foreign exchange rate changes	992		992
Cash and cash equivalents at 31 December 2024	1,480,810		1,434,405

-
- (1) The amounts represent historical financial information of the Group as at 31 December 2024 and for the year ended 31 December 2024, as extracted from the Accountants' Report set out in Appendix I to the listing document.
- (2) The adjustments represent the issuance of 112,712,832 H shares with the par value of RMB1 each by the Company, derecognition of the carrying amount of non-controlling interests in HEC CJ Pharm upon the completion of the Introduction and the Privatisation of RMB4,134,131,000 as at 31 December 2024, and recognition of the listing and privatisation expenses paid or payable by the Company of RMB61,672,000 (excluding the related expenses paid or payable on or before 31 December 2024).
- (3) The adjustments represent:
- (a) The reclassification of profit attributable to non-controlling interests in HEC CJ Pharm for the year ended 31 December 2024. The reclassification adjustment is expected to have a continuing effect on the consolidated statement of profit or loss of the Group Post-Merger.
- (b) Listing and privatisation expenses to be incurred by the Company of RMB18,000,000 (excluding the related expenses charged to profit or loss on or before 31 December 2024), which is charged to profit or loss upon the completion of the Introduction and the Privatisation. The adjustment is not expected to have a continuing effect on the consolidated statement of profit or loss of the Group Post-Merger.

- (4) The unaudited pro forma basic and diluted earnings per share attributable to equity shareholders of the Group Post-Merger are arrived at after the adjustments referred to in the preceding paragraphs and on the basis that a total of 553,700,263 Shares are expected to be in issue immediately following the completion of the Introduction and the Privatisation (being the outstanding 463,943,215 domestic shares in issue immediately before the Introduction and the Privatisation and 112,712,832 H shares to be issued pursuant to the Introduction and the Privatisation, excluding the 22,955,784 shares under the 2023 Restricted Share Scheme).
- (5) The adjustments represent the payment of listing and privatisation expenses to be charged to profit or loss under operating activities and those to be deducted from equity upon the completion of the Introduction and the Privatisation under financing activities (excluding the payment made on or before 31 December 2024). The adjustment is not expected to have a continuing effect on the consolidated statement of cash flows of the Group Post-Merger.
- (6) No adjustment has been made to reflect any trading results or other transactions of the Group entered into subsequent to 31 December 2024, including but not limited to the Special Dividend to be declared by HEC CJ Pharm to the shareholders whose names appear on the register of members of HEC CJ Pharm on the Share Exchange Record Date (other than the Company or its subsidiaries, if any). The Directors of the Company preliminarily estimated that the Special Dividend would amount to approximately RMB593.4 million, based on the total number of 427,567,700 HEC CJ Pharm Shares held by the aforementioned shareholders as of 31 December 2024 and the proposed Special Dividend of HK\$1.50 per HEC CJ Pharm Share. The Special Dividend payable is converted from Hong Kong dollars at an exchange rate of HK\$1.00 to RMB0.9253. No representation is made that the Hong Kong dollar amount has been, could have been or may be converted into Renminbi, or vice versa, at that rate or at any other rates. Had the Special Dividend be declared on 31 December 2024, the Group's other payables would have increased by RMB593.4 million and the total equity attributable to equity shareholders of the Company would have decreased by RMB593.4 million.

C. REPORT ON THE UNAUDITED PRO FORMA FINANCIAL INFORMATION

The following is the text of a report received from the reporting accountants, KPMG, Certified Public Accountants, Hong Kong, in respect of the Group's pro forma financial information for the purpose in this Listing Document.

**INDEPENDENT REPORTING ACCOUNTANTS' ASSURANCE REPORT ON THE
COMPILATION OF PRO FORMA FINANCIAL INFORMATION****TO THE DIRECTORS OF SUNSHINE LAKE PHARMA CO., LTD.**

We have completed our assurance engagement to report on the compilation of pro forma financial information of Sunshine Lake Pharma Co., Ltd. (the "Company") and its subsidiaries (collectively the "Group") by the directors of the Company (the "Directors") for illustrative purposes only. The unaudited pro forma financial information consists of the unaudited pro forma statement of adjusted net tangible assets and the unaudited pro forma consolidated statement of financial position of the Group as at 31 December 2024, the unaudited pro forma consolidated statement of profit or loss, and the unaudited pro forma consolidated statement of cash flows for the year ended 31 December 2024 and related notes as set out in Part A and Part B of Appendix II to the listing document dated 30 June 2025 (the "Listing Document") issued by the Company. The applicable criteria on the basis of which the Directors have compiled the pro forma financial information are described in Part A and Part B of Appendix II to the Listing Document.

The pro forma financial information has been compiled by the Directors to illustrate the impact of the proposed listing by way of introduction of H shares of the Company (the "Introduction") and privatisation of Yichang HEC ChangJiang Pharmaceutical Co., Ltd. (宜昌東陽光長江藥業股份有限公司) (the "Privatisation") on the Group's financial position as at 31 December 2024 and the Group's financial performance and cash flows for the year ended 31 December 2024 as if the Introduction and the Privatisation had taken place at 31 December 2024 and 1 January 2024, respectively. As part of this process, information about the Group's financial position as at 31 December 2024 and the Group's financial performance and cash flows for the year ended 31 December 2024 has been extracted by the Directors from the Group's historical financial information included in the Accountants' Report as set out in Appendix I to the Listing Document.

Directors' Responsibilities for the Pro Forma Financial Information

The Directors are responsible for compiling the pro forma financial information in accordance with paragraph 4.29 of the Rules Governing the Listing of Securities on The Stock Exchange of Hong Kong Limited (the "Listing Rules") and with reference to Accounting Guideline 7 "Preparation of Pro Forma Financial Information for Inclusion in Investment Circulars" ("AG 7") issued by the Hong Kong Institute of Certified Public Accountants ("HKICPA").

Our Independence and Quality Management

We have complied with the independence and other ethical requirements of the *Code of Ethics for Professional Accountants* issued by the HKICPA, which is founded on fundamental principles of integrity, objectivity, professional competence and due care, confidentiality and professional behaviour.

Our firm applies Hong Kong Standard on Quality Management 1 “*Quality Management for Firms that Perform Audits or Reviews of Financial Statements, or Other Assurance or Related Services Engagements*”, which requires the firm to design, implement and operate a system of quality management including policies or procedures regarding compliance with ethical requirements, professional standards and applicable legal and regulatory requirements.

Reporting Accountants’ Responsibilities

Our responsibility is to express an opinion, as required by paragraph 4.29(7) of the Listing Rules, on the pro forma financial information and to report our opinion to you. We do not accept any responsibility for any reports previously given by us on any financial information used in the compilation of the pro forma financial information beyond that owed to those to whom those reports were addressed by us at the dates of their issue.

We conducted our engagement in accordance with Hong Kong Standard on Assurance Engagements (“HKSAE”) 3420 “*Assurance Engagements to Report on the Compilation of Pro Forma Financial Information Included in a Prospectus*” issued by the HKICPA. This standard requires that the reporting accountants plan and perform procedures to obtain reasonable assurance about whether the Directors have compiled the pro forma financial information in accordance with paragraph 4.29 of the Listing Rules, and with reference to AG 7 issued by the HKICPA.

For purpose of this engagement, we are not responsible for updating or reissuing any reports or opinions on any historical financial information used in compiling the pro forma financial information, nor have we, in the course of this engagement, performed an audit or review of the financial information used in compiling the pro forma financial information.

The purpose of pro forma financial information included in an investment circular is solely to illustrate the impact of a significant event or transaction on unadjusted financial information of the Group as if the event had occurred or the transaction had been undertaken at an earlier date selected for purposes of the illustration. Accordingly, we do not provide any assurance that the actual outcome of events or transactions as at 31 December 2024 or 1 January 2024 would have been as presented.

A reasonable assurance engagement to report on whether the pro forma financial information has been properly compiled on the basis of the applicable criteria involves performing procedures to assess whether the applicable criteria used by the Directors in the compilation of the pro forma financial information provide a reasonable basis for presenting the significant effects directly attributable to the event or transaction, and to obtain sufficient appropriate evidence about whether:

- the related pro forma adjustments give appropriate effect to those criteria; and
- the pro forma financial information reflects the proper application of those adjustments to the unadjusted financial information.

The procedures selected depend on the reporting accountants' judgement, having regard to the reporting accountants' understanding of the nature of the Group, the event or transaction in respect of which the pro forma financial information has been compiled, and other relevant engagement circumstances.

The engagement also involves evaluating the overall presentation of the pro forma financial information.

We believe that the evidence we have obtained is sufficient and appropriate to provide a basis for our opinion.

Our procedures on the pro forma financial information have not been carried out in accordance with attestation standards or other standards and practices generally accepted in the United States of America, auditing standards of the Public Company Accounting Oversight Board (United States) or any overseas standards and accordingly should not be relied upon as if they had been carried out in accordance with those standards and practices.

Opinion

In our opinion:

- (a) the pro forma financial information has been properly compiled on the basis stated;
- (b) such basis is consistent with the accounting policies of the Group, and
- (c) the adjustments are appropriate for the purposes of the pro forma financial information as disclosed pursuant to paragraph 4.29(1) of the Listing Rules.

Certified Public Accountants

Hong Kong
30 June 2025

TAXATION FOR HOLDERS OF SECURITIES

Income tax and capital gains tax of holders of the H Shares are subject to the laws and practices of the PRC and of jurisdictions in which holders of H Shares are residents or otherwise subject to tax. The following summary of certain relevant taxation provisions is based on current laws and practices, and has not taken into account the expected change or amendment to the relevant laws and policies and does not constitute any opinion or advice. The discussion does not deal with all possible tax consequences relating to an investment in the H shares, nor does it take into account the specific circumstances of any particular investor, some of which may be subject to special regulation. Accordingly, you should consult your own tax advisor regarding the tax consequences of an investment in the H shares. The discussion is based upon laws and relevant interpretations in effect as of the Latest Practicable Date, all of which are subject to change and may have retrospective effect.

No issues on PRC or Hong Kong taxation other than income tax, capital gain tax and profits tax, business tax/VAT, stamp duty and estate duty were referred in the discussion. Prospective investors are urged to consult their financial advisors regarding the PRC, Hong Kong and other tax consequences of owning and disposing of the H Shares.

THE PRC TAXATION**Taxation on Dividends*****Individual Investor***

Pursuant to the Individual Income Tax Law of the PRC (《中華人民共和國個人所得稅法》), which was most recently amended on August 31, 2018 and the Implementation Provisions of the Individual Income Tax Law of the PRC (《中華人民共和國個人所得稅法實施條例》), which was most recently amended on December 18, 2018 (hereinafter collectively referred to as the “IIT Law”), dividends distributed by PRC enterprises are subject to individual income tax levied at a flat rate of 20%. For a foreign individual who is not a resident of the PRC, the receipt of dividends from an enterprise in the PRC is normally subject to individual income tax of 20% unless specifically exempted by the tax authority of the State Council or reduced by relevant tax treaty.

Pursuant to the Arrangement between the Mainland of China and the Hong Kong Special Administrative Region for the Avoidance of Double Taxation and the Prevention of Fiscal Evasion with respect to Taxes on Income (《內地和香港特別行政區關於對所得避免雙重徵稅和防止偷漏稅的安排》) (hereinafter referred to as the “Arrangement for the Avoidance of Double Taxation and the Prevention of Fiscal Evasion with respect to Taxes on Income (《對所得避免雙重徵稅和防止偷漏稅的安排》)”) signed by the Mainland of China and the Hong Kong Special Administrative Region on August 21, 2006, the PRC government may impose tax on dividends paid by a PRC company to a Hong Kong resident (including natural person and legal entity), but such tax shall not exceed 10% of the total amount of dividends payable. If a Hong Kong resident directly holds 25% or more of equity interest in a PRC company and the

Hong Kong resident is the beneficial owner of the dividends and meets other conditions, such tax shall not exceed 5% of the total amount of dividends payable by the PRC company. The Fifth Protocol to the Arrangement between the Mainland of China and the Hong Kong Special Administrative Region for the Avoidance of Double Taxation and the Prevention of Fiscal Evasion with Respect to Taxes on Income (《國家稅務總局關於<內地和香港特別行政區關於對所得避免雙重徵稅和防止偷漏稅的安排>第五議定書》) (the “Fifth Protocol (《第五協議書》)”) issued by the SAT and became effective on December 6, 2019 provides that such provisions shall not apply to arrangements or transactions made for one of the primary purposes of obtaining such tax benefits.

Enterprise Investors

In accordance with the Enterprise Income Tax Law of the PRC (《中華人民共和國企業所得稅法》) issued by NPC on March 16, 2007 and latest amended on December 29, 2018 and the Implementation Provisions of the Enterprise Income Tax Law of the PRC (《中華人民共和國企業所得稅法實施條例》) issued by the State Council on December 6, 2007, came into effect on January 1, 2008 and amended on April 23, 2019 (hereinafter collectively referred to as the “EIT Law”), a non-resident enterprise is generally subject to a 10% enterprise income tax on PRC-sourced income (including dividends received from a PRC resident enterprise), if it does not have an establishment or premise in the PRC or has an establishment or premise in the PRC but its PRC-sourced income has no real connection with such establishment or premise. The aforesaid income tax payable for non-resident enterprises is deducted at source, where the payer of the income is required to withhold the income tax from the amount to be paid to the non-resident enterprise. Such withholding tax may be reduced or exempted pursuant to an applicable treaty for the avoidance of double taxation.

The Circular of the State Administration of Tax on Issues Relating to the Withholding and Remitting of Enterprise Income Tax by PRC Resident Enterprises on Dividends Distributed to Overseas Non-Resident Enterprise Shareholders of H Shares (《國家稅務總局關於中國居民企業向境外H股非居民企業股東派發股息代扣代繳企業所得稅有關問題的通知》), which was issued and implemented by the SAT on November 6, 2008, further clarified that a PRC-resident enterprise must withhold corporate income tax at a rate of 10% on the dividends paid to non-PRC resident enterprise holders of H Shares which are derived out of profit generated since 2008. Non-PRC resident enterprise shareholders who need to enjoy tax treaty benefits, the relevant provisions of such tax treaty shall apply.

Pursuant to the Arrangement for the Avoidance of Double Taxation and the Prevention of Fiscal Evasion with respect to Taxes on Income (《對所得避免雙重徵稅和防止偷漏稅的安排》), the PRC government may impose tax on dividends paid by a PRC company to a Hong Kong resident (including natural person and legal entity), but such tax shall not exceed 10% of the total amount of dividends payable. If a Hong Kong resident directly holds 25% or more of equity interest in a PRC company and the Hong Kong resident is the beneficial owner of the dividends and meets other conditions, such tax shall not exceed 5% of the total amount of

dividends payable by the PRC company. The Fifth Protocol (《第五協議書》) provides that such provisions shall not apply to arrangements or transactions made for one of the primary purposes of obtaining such tax benefits.

Although there may be other provisions under the Arrangement for the Avoidance of Double Taxation and the Prevention of Fiscal Evasion with respect to Taxes on Income (《對所得避免雙重徵稅和防止偷漏稅的安排》), the treaty benefits under the criteria shall not be granted in the circumstance where relevant gains, after taking into account all relevant facts and conditions, are reasonably deemed to be one of the main purposes for the arrangement or transactions which will bring any direct or indirect benefits under this Arrangement, except when the grant of benefits under such circumstance is consistent with relevant objective and goal under the Arrangement. The application of the dividend clause of tax agreements is subject to the requirements of PRC tax law and regulation, such as the Notice of the State Administration of Taxation on the Issues Concerning the Application of the Dividend Clauses of Tax Agreements (《國家稅務總局關於執行稅收協定股息條款有關問題的通知》), which is implemented on February 2, 2009.

Tax Treaties

Non-resident investors residing in jurisdictions which have entered into treaties or adjustments for the avoidance of double taxation with the PRC might be entitled to a reduction of the Chinese corporate income tax imposed on the dividends received from PRC companies. The PRC currently has entered into Avoidance of Double Taxation Treaties or Arrangements with a number of countries and regions including Hong Kong Special Administrative Region, Macau Special Administrative Region, Australia, Canada, France, Germany, Japan, Malaysia, the Netherlands, Singapore, the United Kingdom and the United States. Non-PRC resident enterprises entitled to preferential tax rates in accordance with the relevant taxation treaties or arrangements are required to apply to the Chinese tax authorities for a refund of the corporate income tax in excess of the agreed tax rate, and the refund application is subject to approval by the Chinese tax authorities.

Taxation on Share Transfer

VAT and Local Additional Tax

Pursuant to the Notice of Ministry of Finance and State Administration of Taxation on Fully Implementing the Pilot Reform for the Transition from Business Tax to Value-added Tax (《財政部、國家稅務總局關於全面推開營業稅改徵增值稅試點的通知》) (the “Circular 36”), which was implemented on May 1, 2016 and partially repealed on July 1, 2017, January 1, 2018 and April 1, 2019, entities and individuals engaged in the services sale in the PRC are subject to VAT and “engaged in the services sale in the PRC” means that the seller or buyer of the taxable services is located in the PRC. Circular 36 also provides that transfer of financial products, including transfer of the ownership of marketable securities, shall be subject to VAT at 6% on the taxable revenue (which is the balance of sales price upon deduction of purchase price), for a general or a foreign VAT taxpayer. However, individuals who transfer financial

products are exempt from VAT, which is also provided in the Notice of Ministry of Finance and State Administration of Taxation on Several Tax Exemption Policies for Business Tax on Sale and Purchase of Financial Commodities by Individuals (《財政部、國家稅務總局關於個人金融商品買賣等營業稅若干免稅政策的通知》) effective on January 1, 2009. According to these regulations, if the holder is a non-resident individual, the PRC VAT is exempted from the sale or disposal of H shares; if the holder is a non-resident enterprise and the H-share buyer is an individual or entity located outside the PRC, the holder is not necessarily required to pay the PRC VAT, but if the H-share buyer is an individual or entity located in China, the holder may be required to pay the PRC VAT.

However, in view of no clear regulations, it is still uncertain whether the non-Chinese resident enterprises are required to pay the PRC VAT for the disposal of H shares in practice.

At the same time, VAT payers are also required to pay urban maintenance and construction tax, education surtax and local education surcharge, which shall be usually subject to 12% of the VAT payable (if any).

Income Tax

Individual Investors

According to the IIT Law, gains on the transfer of equity interests in the PRC resident enterprises are subject to individual income tax at a rate of 20%.

Pursuant to the Circular on Declaring that Individual Income Tax Continues to be Exempted over Income of Individuals from the Transfer of Shares (《關於個人轉讓股票所得繼續暫免徵收個人所得稅的通知》) issued by the Ministry of Finance and the SAT on March 30, 1998, from January 1, 1997, income of individuals from transfer of the shares of listed enterprises continues to be exempted from individual income tax. The Ministry of Finance and the SAT have not expressly stated whether they will continue to exempt tax on income of individuals from transfer of the shares of listed enterprises in the latest amended IIT Law.

However, on December 31, 2009, the Ministry of Finance, SAT and CSRC jointly issued the Circular on Related Issues on Levying Individual Income Tax over the Income Received by Individuals from the Transfer of Listed Shares Subject to Sales Limitation (《關於個人轉讓上市公司限售股所得徵收個人所得稅有關問題的通知》), which came into effect on January 1, 2010, which states that individuals' income from the transfer of listed shares obtained from the public offering of listed companies and transfer market on the Shanghai Stock Exchange and the Shenzhen Stock Exchange shall continue to be exempted from individual income tax, except for the relevant shares which are subject to sales restriction (as defined in the Supplementary Notice on Issues Concerning the Levy of Individual Income Tax on Individuals' Income from the Transfer of Restricted Stocks of Listed Companies (《關於個人轉讓上市公司限售股所得徵收個人所得稅有關問題的補充通知》) jointly issued and implemented by such

departments on November 10, 2010). As of the Latest Practicable Date, no aforesaid provisions have expressly provided that individual income tax shall be levied from non-Chinese resident individuals on the transfer of shares in PRC resident enterprises listed on overseas stock exchanges.

Enterprise Investors

In accordance with the EIT Law, a non-resident enterprise is generally subject to corporate income tax at the rate of 10% on PRC-sourced income, including gains derived from the disposal of equity interests in a PRC resident enterprise, if it does not have an establishment or premise in the PRC or has an establishment or premise in the PRC but its PRC-sourced income has no real connection with such establishment or premise. Such income tax payable for non-resident enterprises is deducted at source, where the payer of the income is required to withhold the income tax from the amount to be paid to the non-resident enterprise. Such tax may be reduced or exempted pursuant to relevant tax treaties or agreements on avoidance of double taxation.

Stamp Duty

According to the Stamp Duty Law of the PRC (《中華人民共和國印花稅法》), which was promulgated on June 10, 2021 and came into effect on July 1, 2022, PRC stamp duty only applies to specific taxable document executed or received within the PRC, having legally binding force in the PRC and protected under the PRC laws, thus the requirements of the stamp duty imposed on the transfer of shares of PRC listed companies shall not apply to the acquisition and disposal of H Shares by non-PRC investors outside of the PRC.

Estate Duty

As of the date of this Listing Document, no estate duty has been levied in the PRC under the PRC laws.

EIT

According to the EIT Law, enterprises and other income-generating organizations (hereinafter collectively referred to as “an enterprise” or “enterprises”) within the territory of the PRC are the taxpayers of enterprise income tax and shall pay enterprise income tax in accordance with the provisions of the EIT Law. The Enterprise Income Tax rate is 25%. According to the Administrative Measures for Determination of High and New Tech Enterprises (《高新技術企業認定管理辦法》), which was promulgated by the Ministry of Science and Technology, the Ministry of Finance and the State Administration of Taxation on April 14, 2008, amended on January 29, 2016 and became effective on January 1, 2016, an enterprise recognized as a high and new technology enterprise may apply for a preferential enterprise income tax rate of 15% pursuant to the relevant requirements of the EIT Law.

VAT

Pursuant to the Interim Regulations on Value-added Tax of the PRC (《中華人民共和國增值稅暫行條例》) issued on December 13, 1993 by the State Council, came into effect on January 1, 1994, and revised on November 10, 2008, February 6, 2016 and November 19, 2017, as well as the Implementation Rules for the Interim Regulations on Value-Added Tax of the PRC (《中華人民共和國增值稅暫行條例實施細則》) issued on December 25, 1993 by the MOF, came into effect on the same day and revised on December 15, 2008 and October 28, 2011, any entities and individuals engaged in the sale of goods, supply of processing, repair and replacement services, and import of goods within the territory of the PRC are taxpayers of VAT and shall pay the VAT in accordance with the law and regulation. The rate of VAT for sale of goods is 17% unless otherwise specified, such as the rate of VAT for sale of transportation is 11%. With the VAT reforms in the PRC, the rate of VAT has been changed several times. The MOF and the SAT issued the Notice of on Adjusting VAT Rates (《財政部、國家稅務總局關於調整增值稅稅率的通知》) on April 4, 2018 to adjust the tax rates of 17% and 11% applicable to any taxpayer's VAT taxable sale or import of goods to 16% and 10%, respectively, this adjustment became effect on May 1, 2018. Subsequently, the MOF, the SAT and the General Administration of Customs jointly issued the Announcement on Relevant Policies for Deepening the VAT Reform (《財政部、國家稅務總局關於深化增值稅改革有關政策的公告》) on March 20, 2019 to make a further adjustment, which came into effect on April 1, 2019. The tax rate of 16% applicable to the VAT taxable sale or import of goods shall be adjusted to 13%, and the tax rate of 10% applicable thereto shall be adjusted to 9%.

THE PRC LEGAL SYSTEM

The PRC legal system is based on the Constitution of the People's Republic of China (the "Constitution") and consists of statutory laws, administrative regulations, local regulations, separate regulations, autonomous regulations, departmental regulations, local government regulations, international treaties signed by the PRC government and other normative documents. Court judgments are not binding as precedents, but serve as judicial reference and guidance.

In accordance with the Constitution and the Legislation Law of the People's Republic of China (2023 Revision) (the "Legislation Law"), the National People's Congress and the National People's Congress Standing Committee are empowered to exercise national legislative power. The National People's Congress has the power to formulate and amend basic laws governing civil and criminal matters, state institutions and other matters. The Standing Committee of the National People's Congress is empowered to formulate and amend laws other than those that should be enacted by the National People's Congress, and to partially supplement and amend laws enacted by the National People's Congress when the National People's Congress is not in session, but the relevant supplements and modifications shall not conflict with the basic principles of the relevant laws.

The State Council is the highest administrative organ in the PRC, and has the power to formulate administrative regulations in accordance with the Constitution and laws.

The people's congresses and standing committees of provinces, autonomous regions, and direct municipalities under the Central Government may formulate local regulations based on the specific conditions and actual needs of their respective administrative regions, but relevant local regulations must not conflict with any provisions of the Constitution, laws, or administrative regulations.

The ministries and committees of the State Council, the People's Bank of China, the Audit Office of the People's Republic of China, and other direct agencies under the State Council with administrative functions may formulate regulations within the scope of their authority in accordance with the laws and administrative regulations, decisions, and orders of the State Council.

The people's congress of a city that is divided into districts and its standing committee may formulate local regulations based on the city's specific conditions and actual needs in the areas of urban and rural development and management, ecological civilization construction, and historical and cultural protection, and make submissions to the standing committees of the people's congresses of provinces and autonomous regions, which will be implemented after approval by the committee, given that the relevant local regulations do not conflict with the constitution, laws, administrative regulations and relevant local regulations of the province or autonomous region. The people's congresses of ethnic autonomous areas hold the power to formulate autonomy regulations and separate regulations in accordance with the political, economic and cultural characteristics of the local ethnic groups.

The people's governments of provinces, autonomous regions, municipalities directly under the Central Government, and cities divided into districts or autonomous prefectures may formulate regulations in accordance with laws, administrative regulations and local regulations of the province, autonomous region, or municipality directly under the Central Government. The Constitution has the highest legal force, and no laws, administrative regulations, local regulations, autonomous regulations or separate regulations may conflict with the Constitution. The force of law is higher than administrative regulations, local regulations and rules. The force of administrative regulations is higher than local regulations and rules. The force of local regulations is higher than regulations of local governments at the same level and below. The force of regulations formulated by the people's government of a province or autonomous region is higher than the regulations formulated by the people's government of a city divided into districts or an autonomous prefecture within the administrative region of the province or autonomous region.

The National People's Congress has the power to amend or revoke any inappropriate laws enacted by its Standing Committee, and to revoke any autonomous regulations or separate regulations approved by the National People's Congress Standing Committee that violate the provisions of the Constitution or legislative laws. The Standing Committee of the National People's Congress has the power to revoke any administrative regulations that conflict with the Constitution and laws, the power to revoke any local regulations that conflict with the Constitution, laws or administrative regulations, and the power to revoke any autonomous regulations or separate regulations approved by the Standing Committee of the People's Congress of any province, autonomous region, or municipality directly under the Central Government that violate the provisions of the Constitution and legislative laws. The State Council has the power to amend or revoke any inappropriate departmental regulations and local government regulations. The people's congresses of provinces, autonomous regions or municipalities directly under the Central Government have the power to change or revoke any inappropriate local regulations enacted or approved by their respective standing committees. The people's governments of provinces and autonomous regions have the right to change or revoke any inappropriate regulations formulated by the people's governments at lower levels.

According to the Constitution and Legislative Law, the power of legal interpretation belongs to the Standing Committee of the National People's Congress. According to the "Resolution of the Standing Committee of the National People's Congress on Strengthening Legal Interpretation" passed on June 10, 1981, the Supreme People's Court of the People's Republic of China ("Supreme People's Court") has the power to give general explanations on specific issues concerning the application of laws and decrees in court trials. The State Council and its ministries and commissions also have the power to interpret the administrative regulations and departmental rules promulgated by them. At the local level, the power to interpret local laws, regulations and administrative regulations rests with the local legislative and administrative agencies that promulgate the relevant laws, regulations and rules.

THE PRC JUDICIAL SYSTEM

According to the Constitution and the “Organic Law of the Courts of the People’s Republic of China (Revised in 2018)”, the PRC Judicial System consists of the Supreme People’s Court, local people’s courts at various levels and specialized people’s courts.

The local people’s courts are comprised of the basic people’s courts, the intermediate people’s courts and the higher people’s courts. The higher people’s courts supervise the basic and intermediate people’s courts. The People’s Procuratorate also has the power to exercise legal supervision over civil proceedings in the people’s courts at the same level and at lower levels. The Supreme People’s Court is the highest judicial body in the PRC, and supervises the administration of justice by all of the people’s courts.

The Civil Procedure Law of the PRC (revised in 2023) (《中華人民共和國民事訴訟法(2023年修正)》) (the “Civil Procedure Law”) sets forth the criteria for instituting a civil action, the jurisdiction of the people’s courts, the procedures to be followed for conducting a civil action and the procedures for enforcement of a civil judgment or order. All parties to a civil action conducted within the PRC must comply with the Civil Procedure Law. Generally, a civil case is initially heard by a local court of the province in which the defendant resides. The parties to a contract may, by an express agreement, select a court of jurisdiction where civil actions may be brought, provided that the court of jurisdiction is located in the plaintiff’s or the defendant’s place of residence, the place of execution or implementation of the contract or the place of the subject matter. However, such selection cannot violate the stipulations of jurisdiction by level and exclusive jurisdiction in any case.

A foreign individual or enterprise generally has the same litigation rights and obligations as a citizen or legal person of the PRC. If a foreign country’s judicial system limits the litigation rights of PRC citizens and enterprises, the PRC courts may impose the same limitations on the citizens and enterprises of that foreign country.

If any party to a civil action refuses to comply with a judgment or an order made by a people’s court or an award granted by an arbitration panel in the PRC, the other party may apply to the people’s court to request for the enforcement of the judgment, order or award. There are time limits imposed on the right to apply for such enforcement and the time limit is two years. If a party fails to satisfy a judgment made by the court within the stipulated time, the court will, upon application by the other party, enforce the judgment in accordance with the law.

A party seeking to enforce a judgment or an order of a people’s court against a party who is not located within the PRC and does not own any property in the PRC, may apply to a foreign court having jurisdiction over the case for recognition and enforcement of the judgment or order. A foreign judgment or order may also be recognized and enforced by a people’s court in accordance with the PRC enforcement procedures if the PRC has entered into or acceded to an international treaty providing for such recognition and enforcement with the relevant foreign country, or if the judgment or order under the principle of reciprocity satisfies the

review of the court, unless the people's court determines that the recognition or enforcement of such judgment or order would result in violation of the fundamental legal principles of the PRC, national sovereignty or security, or contrary to the social and public interests.

THE PRC COMPANY LAW, TRIAL MEASURES AND GUIDELINES FOR ARTICLES OF ASSOCIATION

A joint stock limited company established in the PRC seeking a listing on The Stock Exchange of Hong Kong Limited is mainly subject to the following laws and regulations of the PRC.

The PRC Company Law (《中華人民共和國公司法》), or the Company Law, was adopted by the Fifth Standing Committee Meeting of the Eighth NPC on 29 December 1993 and came into effect on 1 July 1994, and was amended on 25 December 1999, 28 August 2004, 27 October 2005, 28 December 2013, 26 October 2018 and 29 December 2023. The latest revised Company Law came into effect on 1 July 2024.

The Trial Measures and its five interpretative guidelines promulgated by the CSRC on 17 February 2023 came into effect on 31 March 2023 and were applicable to the direct and indirect overseas share subscription and listing of domestic companies.

According to the Trial Measures and its interpretative guidelines, where a domestic company directly offering and listing overseas, it shall formulate its articles of association in line with the Guidelines for Articles of Association of Listed Companies (《上市公司章程指引》), or the Guidelines for Articles of Association, in place of the Mandatory Provisions for Articles of Association of Companies to be Listed Overseas which ceased to apply from 31 March 2023. The Guidelines for Articles of Association were promulgated by the CSRC on 16 December 1997 and last amended on 15 December 2023.

Set out below is a summary of the major provisions of the Company Law, the Trial Measures and the Guidelines for Articles of Association which are applicable to our Company.

General Provisions

“A joint stock limited company” means a corporate legal person incorporated under the Company Law, whose registered capital is divided into shares of equal par value. The liability of its shareholders is limited to the extent of the shares held by them and the liability of a company is limited to the full value of all the property owned by it.

A company must conduct its business in accordance with laws as well as public and commercial ethics. A company may invest in other limited liability companies. The liabilities of the company to such invested companies are limited to the amount invested. Unless otherwise provided by laws, a company cannot be the capital contributor who has the joint liabilities associated with the debts of the invested enterprises.

Incorporation

A joint stock limited company may be incorporated by promotion or subscription. A joint stock limited company may be incorporated by a minimum of one but not more than 200 promoters, and at least half of the promoters must have residence within the PRC.

The promoters shall convene an inaugural meeting of the company within 30 days after the share capital has been paid-up and shall notified all subscribers the date of the meeting or make an announcement in this regard 15 days before the meeting. The inaugural meeting may be held only the presence of promoters and subscribers holding more than 50% of the total number of shares. Powers to be exercised at the inaugural meeting include but not limited to the adoption of articles of association and the election of members of the board of directors and the supervisory committee of a company. The aforesaid matters shall be resolved by more than 50% of the votes to be casted by subscribers presented at the meeting.

Within 30 days after the conclusion of the inaugural meeting, the board of directors shall apply to the registration authority for registration of the incorporation of the joint stock limited company. A company is formally established and has the status of a legal person after the business license has been issued by the relevant registration authority.

Registered Shares

Under the Company Law, shareholders may make capital contributions in cash, or with non-monetary property that may be valued in money and legally transferred, such as contribution in kind or with an intellectual property rights, land use rights, shareholding or claims.

The Trial Measures provides that domestic enterprises that are listed overseas may raise funds and distribute dividends in foreign currencies or Renminbi.

Under the Trial Measures, for a domestic company directly offering and listing overseas, shareholders of its domestic unlisted shares applying to convert such shares into shares listed and traded on an overseas trading venue shall conform to relevant regulations promulgated by the CSRC, and authorize the domestic company to file with the CSRC on their behalf. The domestic unlisted shares mentioned in the preceding paragraph refer to the shares that have been issued by domestic enterprises but have not been listed or listed for trading on domestic exchanges. Domestic unlisted shares shall be centrally registered and deposited with domestic securities registration and settlement institutions. The registration and settlement arrangements of overseas listed shares shall be subject to the provisions of overseas listing places.

Under the Company Law, a joint stock limited company is required to maintain a register of shareholders, detailing the following information: (i) the name and domicile of each shareholder; (ii) the class and number of shares subscribed for by each shareholder; (iii) the serial number of shares if issued in paper form; and (iv) the date on which each shareholder acquired the shares.

Allotment and Issue of Shares

All issue of shares of a joint stock limited company shall be based on the principles of equality and fairness. The same class of shares must carry equal rights. Shares issued at the same time and within the same class must be issued on the same conditions and at the same price. It may issue shares at par value or at a premium, but it may not issue shares below the par value.

Domestic enterprises issued and listed overseas shall file with the CSRC in accordance with Trial Measures, submit filing reports, legal opinions and other relevant materials, and truthfully, accurately and completely explain shareholder information and other information. Where a domestic enterprise directly issues and is listed overseas, the issuer shall file with the CSRC. If a domestic enterprise is indirectly listed overseas, the issuer shall designate a major domestic operating entity as the domestic responsible person and file with the CSRC.

Increase in Share Capital

Under the Company Law, in the case of a joint stock limited company issuing new shares, resolutions shall be passed at the shareholders' general meeting in respect of the class and number of new shares, the issue price of the new shares, the commencement and end dates for the issuance of new shares and the class and number of the new shares proposed to be issued to existing shareholders, if any. If no par value stock is issued, the proceeds from the issuance of the new stocks shall be included into the registered capital. Additionally, if a company intends to make public offering of shares, it is required to complete the registration with the securities regulatory authority of the State Council and announce the prospectus.

Reduction of Share Capital

A company may reduce its registered capital in accordance with the following procedures prescribed by the Company Law:

- (i) to prepare a balance sheet and a property list;
- (ii) a company makes a resolution at shareholders' general meeting to reduce its registered capital;
- (iii) a company shall inform its creditors within 10 days and publish an announcement in newspapers or the National Enterprise Credit Information Publicity System within 30 days after the approval of resolution of reducing registered capital;
- (iv) the creditors shall have the right to require a company to repay its debts or provide corresponding guarantees within 30 days after receiving the notice or within 45 days after the announcement if the creditors have not received the notice;
- (v) when a company reduces its registered capital, it shall register the change with a company registration authority in accordance with the law.

When a company reduces its registered capital, it must reduce the amount of capital contribution or shares in proportion to the capital contribution or shares held by the shareholders, unless otherwise prescribed by any law, or agreed upon by all the shareholders of a limited liability company, or as specified in the articles of association of a joint stock limited company.

Share Buy-Back

Under the Company Law, a company shall not purchase its own shares. Except for any following circumstances:

- (i) reducing the registered capital;
- (ii) merging with other company that holds the shares of the company;
- (iii) using the shares for employee stocks plan or equity incentives;
- (iv) with respect to shareholders voting against any resolution adopted at the shareholders' general meeting on the merger or division of our Company, the right to demand our Company to acquire the shares held by them;
- (v) using the shares for the conversion of convertible corporate bonds issued by the company;
- (vi) as required for maintenance of the corporate value and shareholders' rights and interests of a listed company.

The purchase of shares of a company for reasons specified in the case of (i) to (ii) above shall be subject to the resolution of the general meeting; the purchase of shares of a company for reasons specified in the case of (iii), (v) and (vi) above shall be subject to the resolution of the Board meeting attended by more than two-thirds of the directors in accordance with the provisions of the articles of association or the authorization from the general meeting.

Following the purchase of a company's shares by a company in accordance with the above provisions, such shares shall be canceled within 10 days from the date of buy-back in the case of item (i) above; such shares shall be transferred or canceled within six months in the case of items (ii) and (iv) above; the total numbers of share of our Company held by a company shall not exceed 10% of the total issued shares of a company, and shall be transferred or canceled within three years in the case of items (iii), (v) and (vi) above.

Transfer of Shares

Shares held by a shareholder may be transferred according to the law. Under the Company Law, a shareholder should affect a transfer of his shares on securities exchange established according to the law or by any other means as required by the State Council. Shares may be transferred by endorsement of shareholders or by other means stipulated by laws or administrative regulations. After the transfer, a company shall record the name and address of the transferee in the register of shareholders. Within 20 days before a shareholders' meeting is held or within five days before the record date decided by the corporation for distribution of dividends, the shareholder register may not be modified. If any law, administrative regulation, or any provision by the securities regulatory authority of the State Council specifies otherwise for the modification of the register of shareholders of a listed company, such provisions should prevail.

Under the Company Law, shares issued by a company prior to the public offering of shares shall not be transferred within one year from the date on which the shares of the company are listed and traded on a securities exchange, except for the transfer of shares of a listed company by the shareholders and actual controller of the listed company as otherwise prescribed by a law, an administrative regulations, or the securities regulatory agency of the State Council. The directors, supervisors and senior management of the company should declare to the company the shares they hold and the changes thereof. During the term of office as determined when they assume the posts, the shares transferred each year should not exceed 25% of the total shares they hold of the company. Shares of a company held by its directors, supervisors and senior management shall not be transferred within one year from the date of a company's listing on a securities exchange, nor within six months after their resignation from their positions with a company.

If the shares are pledged within the time limit for restricted transfer as provided for by laws and administrative regulations, the pledgee cannot exercise the pledge right within such restricted period.

Shareholders

Under the Company Law and Guidelines for Articles of Association the rights of a shareholder of ordinary shares of a company include:

- (i) to receive dividends and other forms of distributions in proportion to their shareholdings;
- (ii) to attend or appoint a proxy to attend shareholders' general meetings and to exercise voting rights;
- (iii) to supervise and manage a company's business operations, and to present proposals or to raise inquiries;

- (iv) to transfer shares in accordance with laws, administrative regulations and the provisions of the articles of association;
- (v) to inspect the company's articles of association, share register, counterfoil of company debentures, minutes of shareholder's general meetings, resolutions of meetings of the board of directors, resolutions of meetings of the board of supervisors and financial and accounting reports and to make proposals or enquiries on the company's operations;
- (vi) in the event of the winding-up or liquidation of a company, to participate in the distribution of remaining property of a company in proportion to the number of shares held;
- (vii) other rights conferred by laws, administrative regulations and the articles of association.

The obligations of a shareholder of ordinary shares of a company include:

- (i) to comply with the articles of association;
- (ii) to pay subscription money according to the number of shares subscribed and the method of subscription;
- (iii) not to abuse their shareholders' rights to damage the interests of a company or other shareholders; not to abuse the independent legal person status of a company and the limited liability of shareholders to damage the interests of the creditors of a company;
- (iv) other obligations conferred by laws, administrative regulations and the articles of association.

Shareholder's General Meetings

Under the Company Law, the shareholders' general meeting of a joint stock limited company is made up of all shareholders. The shareholders' general meeting is the organ of authority of a company, which exercises the following functions and powers:

- (i) to elect and replace directors and supervisors and to decide on matters relating to the remuneration of directors and supervisors;
- (ii) to examine and approve reports of the board of directors;
- (iii) to examine and approve reports of the supervisory committee;

- (iv) to examine and approve a company's profit distribution plans and loss recovery plans;
- (v) to resolve on the increase or reduction of a company's registered capital;
- (vi) to resolve on the issuance of corporate bonds;
- (vii) to resolve on the merger, division, dissolution, liquidation or change of corporate form of a company;
- (viii) to amend the company's articles of association;
- (ix) other functions and powers specified in provision of the articles of association.

Under the Company Law, annual shareholders' general meetings are required to be held once every year. An extraordinary shareholders' general meeting is required to be held within two months after the occurrence of any of the following circumstances:

- (i) the number of directors is less than the number stipulated in the Company Law or less than two-thirds of the number specified in the articles of association;
- (ii) when the unrecovered losses of a company amount to one-third of the total share capital;
- (iii) shareholders individually or jointly holding 10% or more of the company's shares request;
- (iv) when deemed necessary by the Board;
- (v) the Supervisory Committee proposes to convene the meeting;
- (vi) other circumstances as stipulated in the articles of association.

Shareholders' general meetings shall be convened by the board of directors, and presided over by the chairman of the board of directors. In the event that the chairman is incapable of performing or not performing his duties, the meeting shall be presided over by the vice chairman. In the event that the vice chairman is incapable of performing or not performing his duties, a director nominated by more than half of directors shall preside over the meeting.

If the board of directors is incapable of performing or is not performing its duties to convene the general meeting, the supervisory board should convene and preside over shareholders' general meeting in a timely manner. If the supervisory board fails to convene and preside over shareholders' general meeting, shareholders individually or in aggregate holding 10% or more of the company's shares for 90 days or more consecutively may unilaterally convene and preside over shareholders' general meeting.

If the shareholders who separately or aggregately hold more than 10% of the shares of the company request to convene an interim shareholders' meeting, the board of directors and the board of supervisors should, within 10 days after the receipt of such request, decide whether to hold an interim shareholders' meeting and reply to the shareholders in writing.

Notice of general meeting shall state the time and venue of and matters to be considered at the meeting and shall be given to all shareholders 20 days before the meeting. A notice of extraordinary general meeting shall be given to all shareholders 15 days prior to the meeting.

Shareholders who individually or jointly hold more than 1% of the company's shares may put forward interim proposals and submit them to the board of directors in writing 10 days before the general meeting of shareholders. The board of directors shall notify the other shareholders within two days of receipt of the proposal, and submit the *ad hoc* proposal to the shareholders' meeting for deliberation, except for an *ad hoc* proposal that violates a law, an administrative regulation, or the company bylaws or does not fall within the scope of powers of the shareholders' meeting. A corporation may not raise the shareholding ratio of a shareholder or shareholders submitting an *ad hoc* proposal.

Under the Company Law, a shareholder may entrust a proxy to attend a shareholders' general meeting, and it should clarify the matters, power and time limit of the proxy. The proxy shall present a written power of attorney issued by the shareholder to a company and shall exercise his voting rights within the scope of authorization. There is no specific provision in the Company Law regarding the number of shareholders constituting a quorum in a shareholders' general meeting.

Under the Company Law, shareholders present at a shareholders' general meeting have one vote for each share they hold, except the shareholders of classified shares. However, shares held by the company itself are not entitled to any voting rights.

The cumulative voting system may be adopted for the election of directors and supervisors at the shareholders' general meeting in accordance with the provisions of the articles of association or the resolutions of the shareholders' general meeting. Under the accumulative voting system, each share shall have the same number of voting rights as the number of directors or supervisors to be elected at the shareholders' general meeting, and shareholders may consolidate their voting rights when casting a vote.

Under the Company Law and the Guidelines for Articles of Association, the passing of any resolution requires affirmative votes of shareholders representing more than half of the voting rights represented by the shareholders who attend the shareholders' general meeting.

Matters relating to merger, division or dissolution of a company, increase or reduction of registered capital, change of corporate form or amendments to the articles of association must be approved by more than two-thirds of the voting rights held by the shareholders present at the meeting.

Directors

Under the Company Law, a joint stock limited company should have a board of directors, which consists of more than three members. The term of office of a director shall be stipulated in the articles of association, but each term of office shall not exceed three years. Directors may serve consecutive terms if re-elected.

Meetings of the board of directors shall be convened at least twice a year. All directors and supervisors shall be noticed 10 days before the meeting for every meeting. The Board exercises the following functions and powers:

- (i) to convene shareholder's general meetings and report its work to the shareholder's general meetings;
- (ii) to implement the resolutions of the shareholder's general meeting;
- (iii) to decide on a company's business plans and investment plans;
- (iv) to formulate a company's profit distribution plan and loss recovery plan;
- (v) to formulate proposals for the increase or reduction of a company's registered capital and the issue of corporate bonds;
- (vi) to formulate plans for merger, division, dissolution or change of corporate form of a company;
- (vii) to decide on the internal management structure of a company;
- (viii) to decide on the appointment or dismissal of the manager of a company and their remuneration;
- (ix) To decide on the appointment or dismissal of the deputy manager and financial officer of a company based on the nomination of the manager and as well as remuneration;
- (x) to formulate a company's basic management system;
- (xi) other functions and powers specified in the articles of association or granted by the shareholders' meeting.

Board meetings shall be held only if more than half of the directors are present. If a director is unable to attend a board meeting, he may appoint another director by a power of attorney specifying the scope of the authorization for another director to attend the meeting on his behalf. If a resolution of the board of directors violates the laws, administrative regulations or the articles of association, and as a result of which the company suffers serious losses, the

directors participating in the resolution shall be liable to compensate the company. However, if it can be proved that a director expressly objected to the resolution when the resolution was voted on, and that such objection was recorded in the minutes of the meeting, such director may be exempt from such liability.

Under the Company Law, a person may not serve as a director of a company if he/she is:

- (i) a person without capacity or with restricted capacity;
- (ii) a person who has been sentenced to any criminal penalty due to an offence of corruption, bribery, encroachment of property, misappropriation of property, or disrupting the order of the socialist market economy, or has been deprived of political rights due to a crime, where a five-year period has not elapsed since the date of completion of the sentence; if he/she is pronounced for suspension of sentence, a two-year period has not elapsed since the expiration of the suspension period;
- (iii) a person who was a director, factory manager or manager of a company or enterprise which has entered into insolvent liquidation and who was personally liable for the insolvency of such company or enterprise, where less than three years have elapsed since the date of the completion of the insolvency and liquidation of such company or enterprise;
- (iv) persons who were legal representatives of a company or enterprise which had its business license revoked due to violation of the law and had been closed down by order, and who were personally liable, where less than three years have elapsed since the date of the revocation of the business license of the company or enterprise or the order for closure; and
- (v) being listed as one of “dishonest persons subject to enforcement” by the people’s court due to his/her failure to pay off a relatively large amount of due debts.

The board of directors shall have one chairman, who shall be elected by more than half of all the directors. The chairman shall exercise the following functions and powers (including but not limited to):

- (i) to preside over shareholders’ general meetings and convene and preside over board meetings;
- (ii) to examine the implementation of resolutions of the Board;
- (iii) to sign the securities issued by a company;
- (iv) to exercise other powers conferred by the Board.

Supervisors

Under the Company Law, a joint stock limited company shall have a supervisory committee composed of not less than three members. The supervisory committee shall comprise shareholder representatives and an appropriate proportion of the company's staff representatives, of which the proportion of staff representatives shall not be less than one-third and the specific proportion shall be stipulated in the articles of association. Employee representatives of the supervisory committee shall be democratically elected by the company's employees at the employee representative assembly, employee general meeting or otherwise. Directors or senior management may not act concurrently as supervisors.

The Supervisory Committee exercises the following powers:

- (i) to examine the company's financial affairs;
- (ii) to supervise the directors and senior management in their performance of their duties and to propose the removal of directors and senior management who have violated laws, administrative regulations, the articles of association or resolutions of shareholders' general meetings;
- (iii) to demand rectification by a director or senior management when the acts of such persons are harmful to the company's interest;
- (iv) to propose the convening of extraordinary general meetings, and to convene and preside over shareholders' general meetings when the Board fails to perform the duty of convening and presiding over shareholders' general meetings under the Company Law;
- (v) to submit proposals to the shareholders' general meeting;
- (vi) to initiate legal proceedings against directors and senior management in accordance with the Company Law;
- (vii) other functions and powers specified in the articles of association.

Managers and Senior Management

Under the Company Law, a company should have a manager who is appointed or removed by the board of directors. The manager is responsible to the board of directors and exercise his/her functions and powers according to the Articles of Association or the authorization of the board of directors. The manager attends the meetings of the board of directors as a non-voting member.

According to the Company Law, senior management shall refer to the manager, deputy manager(s), financial controller, secretary of the board of directors and other personnel as stipulated in the articles of association of the company.

Duties of Directors, Supervisors and Senior Management

Directors, supervisors and senior management of the company are required under the Company Law to comply with the relevant laws, regulations and the articles of association, and have fiduciary and diligent duties to the company. Directors, supervisors and senior management are prohibited from abusing their powers to accept bribes or other unlawful income and from misappropriating the company's properties.

Directors, supervisors and senior management are prohibited from:

- (i) embezzling the company's property or misappropriating of the company's capital;
- (ii) depositing the company's capital into accounts under his own name or the name of other individuals;
- (iii) giving bribes or accepting any other illegal proceeds by taking advantage of their power;
- (iv) accept and possess commissions paid by a third party for transactions conducted with the company;
- (v) unauthorized divulgence of confidential information of the company; or
- (vi) other acts in violation of their fiduciary duty to the company.

If any director, supervisor or senior management directly or indirectly concludes a contract or conducts a transaction with the company, he/she should report the matters relating to the conclusion of the contract or transaction to the board of directors or shareholders' meeting, subject to the approval of the board of directors or shareholders according to the articles of association.

The provisions of the preceding paragraph shall apply if any near relatives of the directors, supervisors or senior management, or any of the enterprises directly or indirectly controlled by the directors, supervisors or senior management or any of their near relatives, or any related parties with any other related-party relationship with the directors, supervisors or senior management, concludes a contract or conducts a transaction with the company.

Neither director, supervisor or senior management may take advantage of his/her position to seek any business opportunity that belongs to the company for himself/herself or any other person except under any of the following circumstances:

- (i) where he/she has reported to the board of directors or the shareholders' meeting and has been approved by a resolution of the board of directors or the shareholders' meeting according to the Articles of Association; or

- (ii) where the company cannot make use of the business opportunity as stipulated by laws, administrative regulations or the Articles of Association.

Where any director, supervisor or senior management fails to report to the board of directors or the shareholders' meeting and obtain an approval by resolution of the board of directors or the shareholders' meeting according to the articles of association, he/she may not engage in any business that is similar to that of the company where he/she holds office for himself/herself or for any other person.

A director, supervisor or senior management who contravenes any law, regulation or the company's articles of association in the performance of his duties resulting in any loss to the company shall be personally liable for the damages to the company.

Finance and Accounting

Under the Company Law, a company shall establish its financial and accounting systems according to laws, administrative regulations and the regulations of the financial department of the State Council. At the end of each fiscal year, the company shall prepare a financial and accounting reports which shall be audited by an accounting firm in accordance with the law. The financial and accounting reports shall be prepared in accordance with the laws, administrative regulations and the regulations of the financial department of the State Council.

A joint stock limited company shall make its financial and accounting reports available at the company for inspection by the shareholders 20 days before the convening of an annual general meeting of shareholders. A joint stock limited company issuing its shares in public must publish its financial and accounting reports.

When distributing each year's after-tax profits, the company shall set aside 10% of its profits into its statutory reserve fund. The company can no longer withdraw statutory reserve fund if it has accumulated to more than 50% of the registered capital. If the statutory reserve fund of the company is insufficient to make up for the losses of the previous years, the current year profits shall be used to make up for the losses before making allocations to the statutory reserve in accordance with the preceding paragraph. After the company has made an allocation to the statutory reserve fund from its after-tax profit, it may also make an allocation to the discretionary reserve fund from its after-tax profit upon a resolution of the general meeting or the shareholders' general meeting.

A joint stock limited company may distribute profits in proportion to the number of shares held by its shareholders, except as otherwise prescribed in the articles of association.

The premium over the nominal value of the shares of a company from the issue of shares, the amount of share proceeds from the issuance of no-par shares that have not been credited to the registered capital and other incomes required by the financial department of the State Council to be treated as the capital reserve fund shall be accounted for as the capital reserve fund of the company.

The reserve fund of the company shall be used to make up losses of the company, expand the production and operation of the company or increase the registered capital of the company. Where the reserve fund of a company is used for making up losses, the discretionary reserve and statutory reserve shall be firstly used. If losses still cannot be made up, the capital reserve can be used according to the relevant provisions. When the statutory reserve fund is converted to increase registered capital, the balance of the statutory reserve shall not be less than 25% of the registered capital before such conversion.

The company shall not keep accounts other than those provided by law.

Appointment and Dismissal of Accounting Firms

Pursuant to the Company Law, the engagement or dismissal of an accounting firm responsible for the company's auditing shall be determined by a shareholders' general meeting, the board of directors or the board of supervisors in accordance with the articles of association. The accounting firm should be allowed to make representations when the general meeting, the board of directors or the board of supervisors conduct a vote on the dismissal of the accounting firm. The company should provide true and complete accounting evidence, accounting books, financial and accounting reports and other accounting information to the engaged accounting firm without any refusal or withholding or falsification of information.

The Guidelines for Articles of Association provides that the company guarantees to provide true and complete accounting vouchers, accounting books, financial accounting reports and other accounting materials to the employed accounting firm, and shall not refuse, conceal or falsely report. And the audit fee of the accounting firm shall be decided by the general meeting of shareholders.

Profit Distribution

Where a company distributes profits to shareholders in violation of the provisions of the Company Law, the shareholders shall refund the profits distributed to the company, and the shareholders, directors, supervisors, and senior management personnel who are responsible for causing losses to the company shall bear compensation liability.

Dissolution and Liquidation

According to the Company Law, a company shall be dissolved for the following reasons:

- (i) the term of business stipulated in the Articles of Association has expired or other events of dissolution specified in the Articles of Association have occurred;
- (ii) the general meeting or the shareholders' general meeting resolves to dissolve the company;
- (iii) dissolution is necessary due to a merger or division of the company;

- (iv) the business license is revoked, or the business license is ordered to be closed or revoked in accordance with laws;
- (v) where the company encounters serious difficulties in its operation and management and its continuance shall cause a significant loss in the interest of shareholders, and where this cannot be resolved through other means, shareholders who hold more than 10% of the total shareholders' voting rights of the company may present a petition to a people's court for the dissolution of the company with the support of the judgment.

If any of the situations as mentioned in the preceding paragraph arises, a company shall publicize the situations through the National Enterprise Credit Information Publicity System within ten days.

Where the company is dissolved in accordance with sub-paragraph (i) above, it may carry on its existence by amending its articles of association or upon a resolution of the shareholders' meeting, which must be approved by more than two-thirds of the voting rights held by the shareholders present at the shareholders' general meeting. Where the company is dissolved pursuant to sub-paragraphs (i), (ii), (iv) or (v) above, it shall be liquidated. The directors, who are the liquidation obligors of the company, shall form a liquidation group to carry out liquidation within 15 days from the date of occurrence of the cause of dissolution. The liquidation group shall be composed of the directors, unless it is otherwise provided for in the company's Articles of Association or it is otherwise elected by the shareholders' meeting. The liquidation obligors shall be liable for compensation if they fail to fulfill their obligations of liquidation in a timely manner, and thus any loss is caused to the company or the creditors.

The liquidation group fails to be formed within the time limit or fails to carry out the liquidation after its formation, any interested party may request the people's court to designate relevant persons to form a liquidation group. The people's court shall accept such request and organize a liquidation group to carry out the liquidation in a timely manner.

The liquidation committee shall exercise the following functions and powers during the liquidation period:

- (i) to liquidate the company's property and respectively prepare balance sheet and list of property;
- (ii) to notify creditors by notice or public announcement;
- (iii) to deal with the outstanding business of the company involved in the liquidation;
- (iv) to pay all outstanding taxes and taxes arising in the course of liquidation;
- (v) to liquidate claims and debts;

(vi) distributing the remaining property of the company after paying off debts;

(vii) to participate in civil litigations on behalf of the company.

The liquidation group shall notify the company's creditors within ten days as of its formation and shall make a public announcement in the newspaper or on the National Enterprise Credit Information Publicity System within 60 days. The creditors shall file their proofs of claim with the liquidation group within 30 days as of the receipt of the notice or within 45 days as of the issuance of the public announcement in the case of failing to receive such notice.

After the liquidation expenses, wages of employees, social insurance expenses, and statutory indemnities are paid, the taxes owed are paid, and the debts of the company are repaid, the residual property of the company may be distributed in proportion to the capital contributions of the shareholders in the case of a limited liability company or in proportion to the shares held by the shareholders in the case of a corporation.

During the liquidation period, the company shall continue to exist but shall not carry out any business activities unrelated to the liquidation. The company's assets shall not be distributed to the shareholders before the liquidation in accordance with the preceding paragraph.

If the liquidation committee, having thoroughly examined the company's assets and having prepared a balance sheet and an inventory of assets, discovers that the company's assets are insufficient to pay its debts in full, it shall file an application to a people's court for bankruptcy liquidation in accordance with the laws. After the people's court accepts the application for bankruptcy, the liquidation group shall hand over the liquidation matters to the bankruptcy administrator designated by the people's court.

Upon completion of the liquidation, the liquidation committee shall prepare a liquidation report to be submitted to the shareholders' general meeting or the people's court for confirmation, and submit to the company registration authority to apply for cancelation of the company's registration.

The members of the liquidation group performing their duties of liquidation are obliged to loyalty and diligence. Any member of the liquidation group who neglects to fulfill his/her liquidation duties, thus causing any loss to the company shall be liable for compensation, and any member of the liquidation group who cause any loss to any creditor due to his/her intentional or gross negligence shall be liable for compensation.

Where, after three years since the business license of a company is revoked, or the company is ordered to close down or is revoked, the company fails to apply for its deregistration with the company registration authority, the said authority may announce the

company's deregistration through the National Enterprise Credit Information Publicity System for a period of no less than 60 days. If there is no objection after the announcement period expires, the company registration authority may deregister the company.

Overseas Listing

According to the Trial Measures, where an issuer makes an overseas initial public offering or listing, it shall file with the CSRC within 3 working days after submitting the application documents for overseas issuance and listing. If an issuer issues securities in the same overseas market after overseas issuance and listing, it shall file with the CSRC within 3 working days after the completion of the issuance. If an issuer issues and lists in other overseas markets after overseas issuance and listing, it shall be filed in accordance with the provisions of the first paragraph of this article. Moreover, if the filing materials are complete and meet the requirements, the CSRC shall complete the filing within 20 working days from the date of receiving the filing materials, and publicize the filing information through the website. If the filing materials are incomplete or do not meet the requirements, the CSRC shall inform the issuer of the materials to be supplemented within 5 working days after receiving the filing materials. The issuer shall supplement the materials within 30 working days.

Loss of Share Certificates

A shareholder may, in accordance with the public notice procedures set out in the PRC Civil Procedure Law, apply to a people's court if his share certificate(s) in registered form is either stolen, lost or destroyed, for a declaration that such certificate(s) will no longer be valid. After the people's court declared that such certificate(s) will no longer be valid, the shareholder may apply to the company for the issue of a replacement certificate(s).

Suspension and Termination of Listing

The Company Law has deleted provisions governing suspension and termination of listing. The PRC Securities Law (2019 revision) (《中華人民共和國證券法(2019年修訂)》) has also deleted provisions regarding suspension of listing. Where listed securities fall under the delisting circumstances stipulated by the stock exchange, the stock exchange shall terminate its listing and trading in accordance with the business rules.

According to the Trial Measures, in case of active or compulsory termination of listing, the issuer shall report the specific situation to the CSRC within 3 working days from the date of occurrence and announcement of the relevant matters.

SECURITIES LAW AND REGULATIONS

In October 1992, the State Council established the Securities Committee and the CSRC. The Securities Committee is responsible for coordinating the drafting of securities regulations, formulating securities-related policies, planning the development of securities markets, directing, coordinating and supervising all securities-related institutions in the PRC and

administering the CSRC. The CSRC is the regulatory arm of the Securities Committee and is responsible for the drafting of regulatory provisions of securities markets, supervising securities companies, regulating public offers of securities by Chinese companies in the mainland China or overseas, regulating the trading of securities, compiling securities-related statistics and undertaking research and analysis. On 29 March 1998, the State Council consolidated the above two departments and reformed the CSRC.

The Provisional Regulations Concerning the Issue and Trading of Shares (《股票發行與交易管理暫行條例》) promulgated by the State Council and effective on 22 April 1993 provide the application and approval procedures for public offerings of shares, trading in shares, the acquisition of listed companies, the deposit, settlement and transfer of listed shares, the disclosure of information with respect to a listed company, investigation and penalties and dispute arbitration.

The Regulations of the State Council Concerning the Domestic Listed Foreign Shares of Joint Stock Limited Companies (《國務院關於股份有限公司境內上市外資股的規定》), which were promulgated by the State Council and came into effect on 25 December 1995, mainly provide for the issue, subscription, trading and payment of dividends of domestic listed foreign shares and disclosure of information of joint stock limited companies with domestic listed foreign shares.

The Securities Law of the People's Republic of China (《中華人民共和國證券法》), or the PRC Securities Law, which was amended by the Standing Committee of the NPC on 28 December 2019 and came into effect on 1 March 2020, provides a series of provisions regulating, among other things, the issue and trading of securities, takeovers by listed companies, securities exchanges, securities companies and the duties and responsibilities of the State Council's securities regulatory authorities in the PRC, and comprehensively regulates activities in the PRC securities market. The PRC Securities Law provides that a domestic enterprise must comply with the relevant provisions of the State Council in issuing securities directly or indirectly outside the PRC or listing and trading its securities outside the PRC. Currently, the issue and trading of foreign issued shares are mainly governed by the rules and regulations promulgated by the State Council and the CSRC.

ARBITRATION AND ENFORCEMENT OF ARBITRAL AWARDS

Under the Arbitration Law of the People's Republic of China (《中華人民共和國仲裁法》), or the Arbitration Law, amended by the Standing Committee of the NPC on September 1 2017 and effective on January 1 2018, the Arbitration Law is applicable to economic disputes involving foreign parties, and all parties have entered into a written agreement to refer the matter to an arbitration committee constituted in accordance with the Arbitration Law. An arbitration committee may, before the promulgation by the PRC Arbitration Association of arbitration regulations, formulate interim arbitration rules in accordance with relevant regulations under the Arbitration Law and the PRC Civil Procedure Law. Where both parties have agreed to settle disputes by means of arbitration, the people's court will refuse to take legal action brought by a party in the people's court.

Under the Arbitration Law, an arbitral award is final and binding on the parties. If a party fails to comply with an award, the other party to the award may apply to the people's court for enforcement according to the PRC Civil Procedure Law. A people's court may refuse to enforce an arbitral award made by an arbitration commission if there is any procedural irregularity (including irregularity in the composition of the arbitration committee or the making of an award on matters beyond the scope of the arbitration agreement or the jurisdiction of the arbitration commission). A party seeking to enforce an arbitral award of foreign arbitration commission against a party who or whose property is not within the PRC shall apply to a foreign court with jurisdiction over the case for recognition and enforcement. Similarly, an arbitral award made by a foreign arbitration body may be recognized and enforced by the people's court in accordance with the principles of reciprocity or any international treaty concluded or acceded to by the PRC.

According to the Arrangement of the Supreme People's Court on Mutual Enforcement of Arbitral Awards between the Mainland and the Hong Kong Special Administrative Region (《最高人民法院關於內地與香港特別行政區相互執行仲裁裁決的安排》) promulgated by the Supreme People's Court on 24 January 2000 and effective on 1 February 2000, and the Supplementary Arrangement of the Supreme People's Court on Mutual Enforcement of Arbitral Awards between the Mainland and the Hong Kong Special Administrative Region (《最高人民法院關於內地與香港特別行政區相互執行仲裁裁決的補充安排》) promulgated by the Supreme People's Court on 26 November 2020 and effective on 27 November 2020, awards made by PRC arbitral authorities can be enforced in Hong Kong, and Hong Kong arbitration awards are also enforceable in the PRC.

This Appendix sets out summaries of main clauses of our Articles of Association adopted on December 11, 2024, which shall become effective as at the date on which the H shares are listed on the Hong Kong Stock Exchange. As the main purpose of this Appendix is to provide potential investors with an overview of our Articles of Association, it may not necessarily contain all information that is important for potential investors.

1. DIRECTORS AND BOARD OF DIRECTORS

(1) Power to allocate and issue shares

The Articles of Association does not contain clauses that authorize the Board of Directors to allocate or issue shares. The Board of Directors shall prepare suggestions for share allotment or issue, which are subject to approval by the Shareholders at the general meeting in the form of a special resolution. Any such allotment or issue shall be in accordance with the procedures stipulated in appropriate laws, administrative regulations and supervision rules of shares listed region.

(2) Power to dispose assets of our Company or any subsidiary

The Board of Directors shall determine the authority for external investments, purchase and sale of assets, mortgages, external guarantee, entrustment of financial services, material transactions and connected transactions, and establish stringent procedures for review and decision-making. Major investment projects shall be assessed by experts and professionals and reported to the general meeting for approval.

(3) Emoluments and compensation or payments for loss of office

The appointment and removal of members of the Board and their remuneration and payment methods shall be passed by way of an ordinary resolution at the general meeting.

(4) Loans to Directors

There is no provision in the Articles of Association regarding the provision of loans to directors.

(5) Provide financial assistance for acquiring the shares of the Company

The Company or its subsidiaries (including its subsidiaries) shall not provide any financial assistance in the form of gifts, advances, guarantees, compensations or loans to persons who purchase or intend to purchase shares of the Company.

(6) Disclosure of interests in contracts with the Company

A Director shall not enter into a contract or enter into transactions with the Company in violation of the provisions of the Articles of Association or without the consent of the general meeting.

(7) Appointment, resignation and dismissal

The Company has established a Board of Directors, which is responsible for the general meeting. The Board of Directors consists of 13 directors, including one chairman, among which, the number of independent non-executive Directors shall not be less than three and shall account for more than one-third of the total number of the Board.

Directors shall be elected or replaced by a general meeting and may have their office terminated by a general meeting prior to the expiration of their term of office. Directors are appointed for a term of three years, subject to re-election upon expiry of the term.

A Director's term of office shall commence from the date when he/she takes office and end upon expiry of the term of the current session of the Board of Directors. Where a Director is not re-elected in a timely manner upon the expiration of his/her term of office, or the resignation of a Director during the term of office results in the number of members of the Board of Directors being less than the quorum, the original Director shall still comply with the laws, administrative regulations, departmental rules, listing rules of the stock exchange(s) where the Company's shares are listed and the Articles of Association to perform his/her duties before the re-elected directors take office

The Directors of the Company are natural persons. None of the following persons shall serve as our Director:

- i. A person who has no civil capacity or has limited civil capacity;
- ii. A person who has been imposed penalty for the offense of corruption, bribery, embezzlement, larceny, or disrupting the socialist market economic order and is within five years of the expiry date of punishment or has been deprived of political rights because of this conviction and is within five years of the expiry date of the sentence;
- iii. A person who is a former director, factory manager or manager of a company or enterprise that is bankrupt and liquidated, was personally liable for the bankruptcy of such company or enterprise, and is within three years of the date of completion of bankruptcy and liquidation of such company or enterprise;

- iv. A person who has served as the legal representative of a company or enterprise whose business license was revoked or was ordered to close due to violation of laws, was personally liable, and is within three years of the date on which the business license of such company or enterprise was revoked;
- v. A person who has a relatively large sum of debt, which was not paid at maturity;
- vi. A person who is subject to the China Securities Regulatory Commission's punishment which prohibited him/her from entering into the securities market for a period which has not yet expired;
- vii. Other matters stipulated by laws, administrative regulations or departmental rules, listing rules of the stock exchange(s) where the Company's shares are listed or regarding to regulatory agencies.

For any election and appointment of a director in contravention of the provisions of the preceding paragraphs, such election, appointment or employment shall be void and null. Where a director falls into any of the circumstances stipulated in the preceding paragraphs in his/her term of office, the director shall be removed from office.

(8) Borrowing rights

The Articles of Association do not contain any specific provision regarding the manner in which the Directors may exercise the right to borrow money. The Board of Directors shall be entitled to develop proposals for our Company to issue bonds and to list its Shares, which must be approved by Shareholders in the form of special resolutions at the general meeting.

2. MODIFICATION OF THE ARTICLES OF ASSOCIATION

Our Company may amend the Articles of Association based on the provisions of the laws, administrative regulations and Articles of Association.

Where the amendments to the Articles of Association passed by the general meetings need the examination and approval of the competent authorities, these amendments shall be submitted hereto for approval. Where the amendments to the Articles of Association involve matters registered by the Company, it shall be necessary to carry out the lawfully prescribed procedures for registration change.

3. MODIFICATION OF RIGHTS OF EXISTING SHARES OR CLASSES OF SHARES

There are no provisions for modification of rights in respect of existing shares or classes of shares in the Articles of Association.

4. SPECIAL RESOLUTION TO BE PASSED BY A MAJORITY OF SHAREHOLDERS

Resolutions of general meetings are divided into ordinary resolutions and special resolutions.

An ordinary resolution at a general meeting shall be passed by more than half of the voting rights held by the Shareholders (including proxies) present at the general meeting.

A special resolution at a general meeting shall be passed by more than two-thirds of the voting rights held by the Shareholders (including proxies) present at the general meeting.

5. VOTING RIGHTS

When shareholders (including proxies) vote at the general meeting, they exercise their voting rights based on the number of voting shares they represent, and each share has one voting right. However, the shares of the Company held by companies do not have voting rights, and such shares shall not be counted in the total number of shares with voting rights present at the general meeting.

Where any shareholder is, under applicable law and regulations and the Listing Rules, required to abstain from voting on any particular resolution or restricted to voting only for (or only against) any particular resolution, any votes cast by or on behalf of such shareholder in contravention of such requirement or restriction shall not be counted.

The voting at the general shall be taken by way of registered poll or other methods as permitted under the Listing Rules. The voting right of the same shares shall be exercised only either by on-site voting or other means of voting. In case of multiple voting by the same shares, only the first vote will be deemed as valid.

Shareholders present at the general meeting shall express their opinions on the resolutions put forward for voting in one of the following options: for, against, or abstain. Ballot papers that are left in blank, unduly completed or illegible or that have not been used are deemed as abstained from voting by the voters, and the voting results corresponding to the shares in their possession shall be treated as “Abstain”.

6. RULES ON ANNUAL GENERAL MEETINGS

A general meeting shall either be an annual general meeting or an extraordinary general meeting. Annual general meetings are held once every year within six months from the end of the preceding financial year

7. FINANCE AND AUDIT**(1) Financial and accounting policies**

The Company shall establish its financial and accounting system in accordance with the laws, regulations and PRC accounting standards formulated by the finance regulatory department of the State Council. At the end of each fiscal year, the Company shall prepare a financial report which shall be audited by an accounting firm in the manner prescribed by law.

The Board of Directors of the Company shall place before the Shareholders at every annual general meeting such financial reports as are required by the laws, regulations or directives promulgated by local governments and competent authorities to be prepared by the Company.

The Company shall not keep accounts other than those provided by law. Any assets of the Company shall not be kept under any account opened in the name of any individual.

(2) Appointment and Dismissal of Accountants

The Company shall engage an accounting firm that meets the relevant national regulations and the regulatory requirements of the place where the Company's shares are listed to audit the Company's annual financial report, conduct accounting statement audit, net asset verification and other related consulting services, and the term of service shall be one year, which is renewable upon expiry of the term.

Before the convening of the general meeting, the Board of Directors may fill any casual vacancy in the office of the accounting firm but while there is still any such vacancy, the surviving or continuing firm, if any, may act.

In addition to the above, the Company must decide on the appointment of an accounting firm at the general meeting. Shareholders may change accounting firms by passing an ordinary resolution at a general meeting.

Prior to the removal or the non-reappointment of an accounting firm, notice of such removal or non-reappointment shall be given to the firm concerned 15 days in advance and such firm shall be entitled to make representation at the general meeting when voting on the dismissal of such firm at the general meeting. Where the accounting firm resigns from its post, it shall make clear to the general meeting whether there has been any impropriety on the part of the Company.

8. NOTICE OF MEETING AND MATTERS DISCUSSED

Extraordinary general meeting shall be convened when necessary. The Board of Directors shall convene an extraordinary general meeting within two months of the occurrence of any one of the followings:

- (1) where the number of Directors is less than the number stipulated in the Company Law of the PRC or two-thirds of the number specified in the Articles of Association;
- (2) where the unrecovered losses of the Company amount to one-third of its total paid-in share capital;
- (3) where shareholders who individually or jointly hold 10% or more of the voting shares of the Company (excluding voting proxy rights) request in writing;
- (4) whenever the Board of Directors deems necessary or the board of supervisors so requests;
- (5) other circumstances stipulated by laws, administrative regulations, departmental rules, the listing rules of the exchange where the Company's shares are listed or the Articles of Association.

When the Company convenes a general meeting, the Board of Directors, the Board of Supervisors and Shareholders who individually or collectively hold more than 3% of the total voting shares of the Company shall have the right to put forward proposals in writing to the Company.

Shareholders who individually or collectively hold more than 3% of the shares of the Company may put forward a new proposal in writing to the Company 10 days before the convening of the general meeting and submit it to the convener. The convener of the general meeting shall issue a supplemental notice of the general meeting within 2 days after receiving the proposal to announce the contents of the interim proposal.

Except for above-mentioned circumstances, the convener shall not amend the proposals specified in the notice of the general meeting or add new proposals after the notice of the general meeting has been issued.

When the Company convenes an annual general meeting, the convener shall notify the Shareholders of the time, place and matters to be considered by way of a written announcement 21 days before the meeting. The extraordinary general meeting shall be notified to all Shareholders by announcement 15 days before the meeting.

The notice of a general meeting shall include the following:

- (1) the time, place and date of the meeting;
- (2) matters and proposals submitted to the meeting for consideration;
- (3) a clear text stating that all shareholders are entitled to attend the general meeting and may appoint a proxy in writing to attend and vote at the meeting. Such proxy need not be a shareholder of the Company;
- (4) the shareholding registration date of shareholders entitled to attend the general meeting;
- (5) the name and phone number of the permanent contact person for the conference;
- (6) voting time and voting procedures.

The following matters shall be passed as ordinary resolutions at a general meeting:

- (1) working reports of the Board of Directors and Board of Supervisors;
- (2) profit distribution proposals and plans for making up losses formulated by the Board of Directors;
- (3) appointment and removal of members of the Board of Directors and the Board of Supervisors (excluding employee representative supervisors) and their remuneration and payment methods;
- (4) annual financial budgets, final accounts, balance sheets, profit and loss accounts and other financial statements of the Company;
- (5) other matters except for those required by laws, administrative regulations or the articles of association to be passed by special resolutions.

The following matters shall be passed by a special resolution at the general meeting:

- (1) increase or reduction of the Company's registered capital and issuance of shares of any class, warrants and other similar securities;
- (2) issuance of debentures of the Company;
- (3) division, spin-off, merger, dissolution, liquidation or change of corporate form of the Company;
- (4) amendments to the Articles of Association;

- (5) acquisition or disposal of major assets or provision of guarantee with the amount exceeding 30% of the Company's latest audited total assets within a year;
- (6) share incentives and employee stock ownership schemes;
- (7) other matters required by laws and regulations, the securities regulatory rules of the place where the Company's shares are listed or the Articles of Association, and other matters determined by an ordinary resolution of the general meeting to have a significant impact on the company and need to be passed by special resolution.

If the resolutions of the general meeting and the Board of Directors of the Company violate the laws and administrative regulations, the Shareholders have the right to request the court to rule that such resolutions are invalid.

If the convening procedures and voting methods of the general meeting and the meeting of the Board of Directors violate the laws, administrative regulations or the Articles of Association, or the content of the resolutions violates the Articles of Association, the Shareholders shall have the right to request the court to revoke the resolutions within 60 days from the date when the resolutions are made.

9. SHARE TRANSFER

The shares of the Company held by promoters may not be transferred within one year of the establishment of the Company. The shares of the Company issued prior to the public issuance of shares may not be transferred within one year of the date of the Company's listing on a stock exchange.

The Directors, Supervisors and the senior management of the Company shall report to the Company their shareholdings in the Company and any changes thereof and shall not transfer more than 25% of the total number of shares held by them in the Company each year during their terms of office; they shall not transfer the shares they hold within one year of the date of the Company's listing. The above-mentioned personnel shall not transfer the shares of the Company held by them within half a year after their resignation.

Where relevant requirements of the Securities Regulatory Authorities in the place where the Company's shares are listed have any other provisions on the transfer restrictions of overseas listed shares, such provisions shall prevail.

10. POWER OF THE COMPANY TO REPURCHASE ITS SHARES

The Company shall not repurchase its shares of except under any of the following circumstances:

- (1) To reduce the registered capital of the Company;
- (2) To merge with another company that holds shares in the Company;
- (3) To utilize shares in the employee stock ownership schemes or share incentives;
- (4) To acquire the shares upon request by Shareholders who vote against any resolution adopted at the general meeting on the merger or division of the Company;
- (5) To use the shares in the conversion of the convertible corporate bonds issued by the Company;
- (6) It is necessary for the Company to safeguard the corporate value and the Shareholders' equity;
- (7) Other circumstances permitted by laws, administrative regulations and regulatory rules of the place where the Company's shares are listed.

The Company may repurchase its shares through trading in a public and centralized manner or other methods permitted by laws, administrative regulations and the CSRC and the stock exchange where the Company's shares are listed.

Where the Company repurchases its shares under the circumstances set out in items (1) and (2) above, it shall be subject to the adoption of resolution of the general meeting; where the Company acquires its shares under the circumstances set out in items (3), (5) and (6) above, it shall be subject to the adoption of resolution of the Board meeting attended by more than two-thirds of the Directors in accordance with the provisions of the Articles of Association or the authorization of the general meeting.

After the Company acquires its shares, under the circumstance in item (1), such shares shall be canceled within 10 days after the date of acquisition; under the circumstance in item (2) and (4), such shares shall be transferred or canceled within six months; shares of the Company acquired under the circumstance in item (3), (5) and (6) shall not exceed 10% of the total issued shares of the Company, and such shares shall be transferred or canceled in three years.

11. POWER OF A SUBSIDIARY OF THE COMPANY TO OWN SHARES IN THE COMPANY

There are no provisions in the Articles of Association regarding the ownership of the shares in the Company by a subsidiary.

12. DIVIDEND AND OTHER DISTRIBUTION METHODS

The Company may distribute dividends in the following methods (or in both methods):

- (1) Cash;
- (2) Shares;
- (3) Other methods permitted by laws and regulations and regulatory rules of the place where the Company's shares are listed.

The Board of Directors of the Company shall complete the distribution of dividends (or shares) within two months after the general meeting has passed a resolution on the profit distribution plan.

13. SHAREHOLDER PROXIES

Shareholders can attend the general meeting in person or entrust a proxy to attend and vote on their behalf.

Any proxy statement issued by a Shareholder who authorizes a proxy to attend the general meeting on his/her behalf shall include the following details:

- (1) the name of the Shareholder and the the name of the proxy;
- (2) the number of shares of the Shareholder represented by the proxy;
- (3) whether the proxy is authorized to vote;
- (4) respective instructions on affirmative, negative or abstention voting on each item for consideration listed in the general meeting agenda;
- (5) the issuance date and valid period of the proxy statement;
- (6) the signature (or seal) of the Shareholder.

Any proxy statement distributed by the Board of Directors of the Company to Shareholders to appoint proxy shall provide Shareholders with the freedom to instruct the proxy to vote for or against, and give respective instructions for voting for each of the items on the agenda. The proxy statement shall state clearly that if the Shareholders does not give instruction, the proxy may vote as he wishes.

14. CALLS ON SHARES AND FORFEITURE OF SHARES

There are no provisions in the Articles of Association regarding the calls on shares and forfeiture of shares.

15. INSPECTION OF THE REGISTER OF SHAREHOLDERS

The Company establishes the register of Shareholders according to the certificate provided by the securities registration authority. The register of Shareholders is sufficient evidence to prove that the Shareholders hold the Company's shares. Shareholders enjoy rights and assume obligations according to the type and number of shares they hold. Shareholders holding the same type of Shares shall enjoy the same rights and undertake the same obligations.

The original register of Shareholders of the H Shares listed in Hong Kong is kept in Hong Kong and is available for inspection by the Shareholders, but the Company may (if necessary) suspend the registration of Shareholders in accordance with applicable laws and regulations and the securities regulatory rules of the place where the Company's shares are listed.

When the Company convenes a general meeting, distributes dividends, goes into liquidation or is involved in other acts that require the identification of Shareholders, the Board of Directors or the convener of the general meeting shall determine the shareholding registration date and Shareholders whose names appear on the register after the market close on the shareholding registration date are the Shareholders who enjoy the relevant interests.

16. QUORUM FOR MEETINGS AND CLASS MEETINGS

There are no provisions in the Articles of Association regarding the quorum for meetings and class meetings.

17. RIGHTS OF MINORITIES IN RELATION TO FRAUD OR OPPRESSION

If any Director or senior management member violates laws and administrative regulations or the Articles of Association in fulfilling his/her duties, thereby causing any loss to the Company, the shareholder(s) severally or jointly holding 1% or more shares of the Company for more than 180 consecutive days shall have the right to request the Board of Supervisors in writing to institute legal proceedings at the People's Court; if the Board of Supervisors violates laws and administrative regulations or the Articles of Association in fulfilling its duties, thereby causing any loss to the Company, the Shareholders shall have the right to request the Board of Directors in writing to institute legal proceedings at the People's

Court. If the Board of Supervisors or the Board of Directors refuses to institute legal proceedings after receipt of the aforesaid signed written request or fails to institute legal proceedings within 30 days after receipt of the request, or if under urgent circumstances that any delay of legal proceedings may cause irrecoverable damages to the interests of the Company, the Shareholders specified above shall have the right to directly institute legal proceedings at the People's Court in their own names for the interest of the Company. If any other person infringes upon the legitimate rights and interests of the Company, thereby causing any loss to the Company, the Shareholders severally or jointly holding 1% or more shares of the Company for more than 180 consecutive days may institute legal proceedings at the People's Court pursuant to the preceding provisions.

If any Director or senior management member violates the laws and administrative regulations or the Articles of Association, thereby causing any loss to the Shareholders, the Shareholders may institute legal proceedings at the People's Court.

The controlling shareholders, de facto controllers, Directors, Supervisors or senior management member of the Company shall not impair the Company's interests with his/her/its related relations. Those who violates the regulations and causes losses to the Company shall be liable for compensation.

If a Shareholder of the Company abuses the rights of shareholders and causes damage to the Company or other shareholders, he/she shall be liable to compensation in accordance with the laws; where the Shareholder has abused the Company's independent legal person status and Shareholder's limited liability for debt evasion and caused serious damage to the interest of the Company's creditors, he/she shall bear joint liability for the debts of the Company.

The controlling shareholders and de facto controllers of the Company shall bear the fiduciary duty to the Company and public shareholders of the Company. The controlling shareholder shall exercise the rights of the investor in strict accordance with the law. The controlling shareholder shall not damage the legitimate rights and interests of the Company and public shareholders of the Company by means of profit distribution, asset restructuring, outbound investment, capital occupation, loan guarantee, etc., and shall not damage the interests of the Company and public shareholders of the Company by means of its controlling position.

18. PROCEDURES FOR LIQUIDATION

The Company shall be dissolved under any of the following circumstances:

- (1) the expiration of the business period as stipulated in the Articles of Association or the occurrence of other grounds for dissolution as stipulated in the Articles of Association;
- (2) the general meeting resolves to dissolve the Company;

- (3) dissolution is necessary as a result of the merger or division of the Company;
- (4) the business license of the Company is revoked, or the Company is ordered to close down, or it is deregistered according to law;
- (5) the Company is confronted with serious difficulties in operation and management, and its continued existence may cause material loss to the interests of its shareholders, and the difficulties cannot be resolved through other means, in which case the Shareholders holding 10% or more of the voting rights held by all the Shareholders of the Company may request a People's Court to dissolve the Company.

Where the Company is to be dissolved pursuant to items (1), (2), (4) or (5) above, a liquidation committee shall be established within 15 days from the date when the event of dissolution occurs. The liquidation committee shall be composed of Directors or members determined by way of ordinary resolution at the general meeting. Where the Company fails to form a liquidation committee to liquidate the Company within the prescribed period of time, its creditors may petition the People's Court to appoint the relevant persons to establish a liquidation committee and liquidate the Company.

Within 10 days of the establishment of the liquidation committee, the creditors shall be notified and an announcement shall be published in newspaper within 60 days. Creditors shall file their claims with the liquidation committee within 30 days of receiving the notice, or within 45 days from the publication if any such creditor has not received the notice.

Where the liquidation committee, after identifying the Company's assets and preparing the balance sheet and schedule of assets, discovers that the Company does not have sufficient assets to repay the Company's debts in full, the liquidation committee shall file a bankruptcy petition with the people's court in accordance with the law.

Upon closure of liquidation of our Company, the liquidation committee shall prepare a liquidation report and a statement of income and expenditure and financial account books during the liquidation period, which shall be submitted to the general meeting or the People's Court for confirmation after verification by a Certified Public Accountant in China. The liquidation committee shall, within 30 days from the date of the confirmation of the liquidation report by the general meeting or the People's Court, submit the aforesaid documents to the company registration authority to apply for the deregistration of the Company and announce the termination of the Company.

19. OTHER IMPORTANT PROVISIONS FOR THE COMPANY OR THE SHAREHOLDERS**(1) General Provisions**

The Company is a joint stock limited company with perpetual existence and is an independent legal entity.

All the assets of the Company are divided into shares of equal value. The Shareholders are responsible for the Company to the extent of their subscribed shares, and the Company is responsible for the Company's debts with all its assets.

The Articles of Association shall be legally binding on the Company and its Shareholders, Directors, Supervisors and senior officers. All of the above-mentioned personnel may make claims in relation to the Company's matters in accordance with the Articles of Association. Shareholders may bring a lawsuit against the Company in accordance with the Articles of Association; the Company may bring a lawsuit against the Shareholders in accordance with the Articles of Association; the Shareholders may bring a lawsuit against the Shareholders in accordance with the Articles of Association; the Shareholders may bring a lawsuit against the Directors, Supervisors and senior management of the Company in accordance with the Articles of Association.

(2) Capital increase and capital reduction

In accordance with the laws and regulations, listing rules of the place where the Company's shares are listed and the rules of the Articles of Association, the Company may, based on its operating and development needs and the resolution of the general meeting, increase its capital by the following methods:

- (i) the public offering of shares;
- (ii) the non-public offering of shares;
- (iii) distribution of new shares to existing Shareholders;
- (iv) converting reserve fund into share capital;
- (v) laws and regulations and other methods stipulated by the CSRC.

Upon approval in accordance with the provisions of the Articles of Association, the Company may increase its capital by issuing new shares in accordance with the procedures stipulated in the relevant laws and administrative regulations of the PRC.

The Company may reduce its registered capital. The Company shall reduce its registered capital in accordance with the PRC Company Law and other regulations as well as the procedures stipulated in this Articles of Association.

When the Company increases or reduces its registered capital, it shall register the change with the registration authority of the Company in accordance with the law.

(3) Shareholders

Shareholders of the Company shall enjoy the following rights:

- (i) the right to profit distributions and other forms of distributions in proportion to the number of shares held;
- (ii) the right to request, convene, preside, attend or appoint proxies to attend general meetings and to exercise the corresponding right to vote in proportion to the number of shares held;
- (iii) the right to supervise, make suggestions or raise enquiries in respect of the Company's business operations;
- (iv) the right to transfer, give or pledge or otherwise dispose of the shares they held according to the laws, administrative regulations and the Articles of Association;
- (v) the right to review the Articles of Association, the register of shareholders, corporate bond stubs, minutes of the general meetings, resolutions of the Board meetings, resolutions of the Board of Supervisors meetings and financial and accounting reports;
- (vi) in the event of the termination or liquidation of the Company, the right to participate in the distribution of remaining assets of the Company in accordance with the number of shares held;
- (vii) Shareholders who object to resolutions of merger or division made by the general meeting may request the Company to purchase shares held by him/her; and
- (viii) other rights provided for by laws, administrative regulations, departmental rules, the securities regulatory rules of the place where the Company's shares are listed and the Articles of Association.

Where any Shareholder demands to read the relevant information or obtain any of the above-mentioned materials, he shall submit to the Company written documents proving the class(es) and number of shares he holds. the Company shall provide the relevant information or materials as requested by the Shareholder after verifying the Shareholder's identity. Shareholders should keep the information and materials they have access to confidential.

Shareholders of the Company shall assume the following obligations:

- (i) to abide by laws, administrative regulations and the Articles of Association;
- (ii) to make capital contributions based on the shares subscribed for by them and the method of acquiring such shares;
- (iii) not to return shares unless prescribed otherwise in laws and regulations;
- (iv) not to abuse shareholders' rights to infringe upon the interests of the Company or other Shareholders; not to abuse the Company's status as an independent legal entity or the limited liability of Shareholders to harm the interests of the Company's creditors; and
- (v) to assume other obligations required by laws, administrative regulations, the securities regulatory rules of the place where the Company's shares are listed and the Articles of Association.

(4) The Board of Directors

The Board of Directors shall exercise the following functions and powers:

- (i) to convene general meetings and report to the general meetings;
- (ii) to implement resolutions of the general meetings;
- (iii) to decide on the Company's business plans and investment plans;
- (iv) to formulate the annual financial budgets and final accounts of the Company;
- (v) to formulate the Company's profit distribution plans and plans on making up losses;
- (vi) to formulate proposals for the increase or reduction of the Company's registered capital, the issuance of bonds or other securities of the Company and listing;
- (vii) to formulate plans for the Company's major acquisition, repurchase the Shares of the Company, merger, division, dissolution or change of corporate form of the Company;
- (viii) matters such as external investments, purchase and sale of assets, pledge of assets, external guarantee, entrustment of financial management, connected transactions and external donations approved by the general meeting shall be submitted after consideration and approval by the Board of Directors;
- (ix) to decide on establishment of internal management organs of the Company;

- (x) to decide on the establishment of the special committees of the Board of the Directors, consider and approve the proposals put forward by the special committees of the Board of Directors;
- (xi) to decide on the appointment or dismissal of the Company's General Manager, secretary of the Board of Directors and other members of the senior management and decide on matters of their remuneration and rewards and punishments. According to the nomination of the general manager, decide to appoint or dismiss the Company's deputy general manager, financial officer and other senior management, and decide on matters of their remuneration, rewards and punishments;
- (xii) to formulate the basic management system of the Company;
- (xiii) to formulate proposals to amend the Articles of Association;
- (xiv) to manage the Company's disclosures;
- (xv) to propose to the general meeting the appointment or replacement of the accounting firm;
- (xvi) to listen to the work report of the senior management of the Company and to inspect the work of the senior management;
- (xvii) other functions and powers provided for in laws, administrative regulations, department regulations, the securities regulatory rules of the place where the Company's shares are listed or the Articles of Association.

Matters beyond the scope of authorization of the General Meeting shall be submitted to the general meeting for deliberation.

Meetings of the Board of Directors shall be held only if more than one half of the Directors are present.

(5) Independent Non-executive Director

The board of directors consist of 13 directors, of which no less than 3 are independent non-executive Directors and shall represent at least one-third of the members of the Board of Directors. At least one of the Independent Non-executive Directors must have appropriate professional qualifications or accounting or related financial management expertise.

(6) Secretary of the Board of Directors

The Company shall have one secretary of the Board of Directors. The Secretary of the Board of Directors is a senior management of the Company.

(7) Board of Supervisors

The Company shall establish a Board of Supervisors. The Board of Supervisors consists of three Supervisors, including one chairman. The chairman of the Board of Supervisors shall be elected by over half of all Supervisors.

The Board of Supervisors shall be composed of two shareholder representative supervisors and one employee representative supervisors. The shareholder representative supervisors shall be elected and dismissed by the general meeting. The employee representative supervisors shall be elected at the employee representatives' meeting, employee meeting or by other means democratically.

The Board of Supervisors shall be accountable to the general meeting, and exercise the following functions and powers:

- (i) to examine the Company's financial matters;
- (ii) to supervise the performance by the Directors and senior management of their duties to the Company and propose the dismissal of the above-mentioned personnel who violates laws, administrative regulations, the Articles of Association or the resolutions of the general meeting;
- (iii) to demand rectification from the Directors and senior management when the acts of such persons are harmful to the Company's interests;
- (iv) to review financial information such as financial reports, business reports, and profit distribution plans as proposed by the Board of Directors to the general meetings, and to engage Certified Public Accountants and practising auditors to assist with further examination in the name of the Company if there are any queries;
- (v) to propose the convening of extraordinary general meetings; to convene and preside the general meetings in the event that the Board of Directors fails to perform its duties to convene and preside the general meetings in accordance with the PRC Company Law;
- (vi) to submit proposals to the general meetings;
- (vii) to institute legal proceedings against Directors and senior management in accordance with relevant regulations of the PRC Company Law;
- (viii) to propose the convening of an extraordinary meeting of the Board of Directors;
- (ix) to conduct investigation in case of any abnormality found in the operation of the Company; and if necessary, to engage professional parties such as accounting firm or law firm to assist in its work at the expense of the Company;

- (x) to elect and replace the chairman of the Board of Supervisors;
- (xi) other functions and powers provided for in laws, administrative regulations, the listing rules of the stock exchange where the Company's shares are listed and the Articles of Association.

The Supervisors may attend the meetings of the Board of Directors, query or provide suggestions on the resolution matters of the Board meeting.

(8) General Manager

The Company has one General Manager, appointed or dismissed by the Board of Directors.

The General Manager shall be accountable to the Board of Directors and exercise the following functions and powers:

- (i) to be in charge of the production, operation and management of the Company, to organize the implementation of the resolutions of the Board of Directors, and to report his/her works to the Board of Directors;
- (ii) to organize the implementation of the Company's annual business plans and investment plans;
- (iii) to draft plans for the establishment of the Company's internal management organization;
- (iv) to formulate the Company's basic management system;
- (v) to formulate the specific rules and regulations of the Company;
- (vi) To propose to the Board of Directors to hire or dismiss other senior management personnel in accordance with the Articles of Association and the relevant internal control system of the Company;
- (vii) To hire or dismiss responsible management personnel and general employees other than those to be hired or dismissed by the Board of Directors in accordance with the Articles of Association and the relevant internal control system of the Company;
- (viii) to propose the convening of an extraordinary meeting of the Board of Directors;
- (ix) to determine other matters of the Company within the scope of authority of the Board of Directors;

- (x) to determine matters such as external investments, purchase and sale of assets, pledge of assets, external guarantee, entrustment of financial management, connected transactions and external donations not determined by the Board of Directors;
- (xi) Other functions and powers granted by the Articles of Association and the Board of Directors.

Other senior management personnel other than the General Manager assist the General Manager in his work and may exercise part of the functions and powers of the General Manager under the entrustment of the General Manager.

(9) Reserve fund

In distributing its current-year after-tax profits, the Company shall allocate 10% of its profit to its statutory reserve fund. Allocations to the Company's statutory reserve fund may be waived once the cumulative amount of funds therein exceeds 50% of the Company's registered capital.

Where the statutory reserve fund of the Company is not sufficient to cover any loss in the previous year, the current year's profit shall be used to cover such loss before any allocation is made to the statutory reserve fund pursuant to the preceding provisions.

After allocation to the statutory reserve fund has been made from the after-tax profit of the Company, and subject to the resolution adopted at the general meeting, an allocation may be made to the discretionary reserve fund from the after-tax profit.

After the Company has covered its losses and made allocations to the reserve funds, the Company shall allocate any remaining profit to the shareholders in proportion to their respective shareholdings unless otherwise stipulated in the Articles of Association.

Where the general meeting or the Board of Directors, in violation of the preceding paragraph, distributes profits to the Shareholders before covering Company's losses and making an allocation to the Company statutory reserve fund, the profits so distributed must be returned to the Company. Profits shall not be distributed to Shares held by the Company itself.

The Company's reserve funds shall be used to cover Company's losses, expand the Company's production and operations, or converted to increase the Company's capital to the extent permitted by relevant national laws and regulations. However, the capital reserve must not be used to cover Company's losses.

After converting statutory reserve funds into capital, the amount remaining in the statutory reserve fund shall be no less than 25% of the Company's registered capital before the conversion.

A. FURTHER INFORMATION ABOUT OUR GROUP**1. Establishment of Our Company**

Our Company was established as a sino-foreign joint venture in the PRC on December 29, 2003, and was converted to a joint stock limited company under the laws of the PRC on June 21, 2023.

As of the date of this Listing Document, our Company's registered office is located at 1 Industrial North Road, Songshan Lake Park, Dongguan City, Guangdong Province, the PRC. Our Company has established a principal place of business in Hong Kong at 40th Floor, Dah Sing Financial Centre, No. 248 Queen's Road East, Wanchai, Hong Kong and has been registered as a non-Hong Kong company under Part 16 of the Companies Ordinance on March 21, 2024. Mr. Cheng Ching Kit (鄭程傑), our company secretary, has been appointed as the authorized representative of our Company for the acceptance of service of process in Hong Kong, whose correspondence address is 40th Floor, Dah Sing Financial Centre, No. 248 Queen's Road East, Wanchai, Hong Kong.

As our Company was established in the PRC, our corporate structure and Articles are subject to the relevant laws and regulations of the PRC. A summary of the relevant provisions of our Articles is set out in "Appendix V — Summary of the Articles of Association." A summary of certain relevant aspects of the laws and regulations of the PRC is set out in "Appendix IV — Summary of Legal and Regulatory Provisions."

2. Changes in Share Capital of Our Company

On December 29, 2003, our Company was established with a registered capital of US\$20 million. Upon completion of the Introduction and Privatization, our Company's registered capital will be increased to RMB576,656,047 comprising 112,712,832 H Shares of RMB1.00 each and 463,943,215 Domestic Shares of RMB1.00 each, fully paid up or credited as fully paid up, representing approximately 19.55% and 80.45% of our registered capital, respectively.

Save as disclosed above, there has been no alteration in the share capital of our Company during the two years immediately preceding the date of this Listing Document.

3. Shareholders' Resolutions

In accordance with the Shareholders' resolutions of our Company dated December 11, 2024, among other things, the following resolutions were passed by the Shareholders:

- (a) subject to satisfaction of various conditions in relation to the Introduction and the Privatization, the issue by our Company of H Shares of nominal value of RMB1.00 each as consideration for the cancelation of the Share Exchange HEC CJ Pharm H Shares and such H Shares being listed on the Stock Exchange;
- (b) authorization of the Board and its authorized persons to handle all matters relating to, among other things, the Introduction, the Privatization, and the issue and Listing of the H Shares; and
- (c) subject to the completion of the Introduction and the Privatization, the Articles effective on the Listing Date has been adopted, and the Board has been authorized to amend the Articles in accordance with relevant laws and regulations and upon the request from the Stock Exchange and relevant PRC regulatory authorities.

4. Subsidiaries of Our Company and Changes in Share Capital of Our Subsidiaries

The list of our principal subsidiaries is set out in Note 14 to the Accountants' Report, the text of which is set out in Appendix I to this Listing Document.

In addition to the alterations described in the sections headed "History, Development and Corporate Structure", the following sets out the changes in the share capital of our Company's subsidiaries during the two years immediately preceding the date of this Listing Document.

HEC CJ Pharm is a company established in the PRC, whose H shares are listed on the Stock Exchange before completion of the Privatization. Therefore, HEC CJ Pharm H Shares have been traded publicly during the two years preceding the date of this Listing Document.

PT Hec Pharm Indonesia is a company incorporated in Indonesia. On April 22, 2024, the registered capital of PT Hec Pharm Indonesia increased from Rp3,000,000,000 to Rp10,070,707,000 by way of capital contribution of Rp9,969,999,930 by Hong Kong HEC and Rp100,707,070 by Zhong Kai Xie.

Save as disclosed above, there has been no alteration in the share capital of any of our subsidiaries during the two years immediately preceding the date of this Listing Document.

5. Restriction on Share Repurchase

Please refer to the section headed “Appendix IV — Summary of Legal and Regulatory Provisions — Repurchase of Shares” in this Listing Document for details of the restrictions on the share repurchase by our Company.

B. FURTHER INFORMATION ABOUT OUR BUSINESS

1. Summary of Material Contracts

The following contracts (not being contracts entered into in the ordinary course of business) have been entered into by us or any of our subsidiaries within the two years preceding the date of this Listing Document that are or may be material:

- (a) the Merger Agreement;
- (b) a supplemental agreement to shareholders’ agreement dated December 11, 2024 entered into among our Company, Ms. Guo, Mr. Zhang, Dongguan HEC Pharmaceutical, Dongguan HEC Generic Drug, Dongguan HEC Biopharmaceutical, Dongguan HEC Medicine, US HEC, Germany HEC, Hong Kong HEC, Yichang HEC Research, Shenzhen HEC Industrial, Guangdong HEC Technology, Yidu Shuaixinwei, Yidu Junjiafang, Yidu Yingwenfang, Yidu Fangwenwen, Dongyang Guangsheng Enterprise Management Partnership (L.P.)* (東陽光盛企業管理合夥企業(有限合夥)), Guangdong Advanced Manufacturing Industry Investment Fund Partnership (L.P.)* (廣東先進製造產業投資基金合夥企業(有限合夥)), China Cinda Asset Management Co., Ltd. (中國信達資產管理股份有限公司), Jiaxing Xingsheng Dongyan Investment Partnership (L.P.)* (嘉興興晟東研投資合夥企業(有限合夥)), China Orient Asset Management Co., Ltd.* (中國東方資產管理股份有限公司), Jiaxing Jiayu Equity Investment Partnership (L.P.)* (嘉興嘉鈺股權投資合夥企業(有限合夥)), CCB Financial Asset Investment Co., Ltd. (建信金融資產投資有限公司), Zhuhai Kangyang Management Consulting Partnership (L.P.)* (珠海康陽管理諮詢合夥企業(有限合夥)), Yuan Zhimin, Dongguan Songshan Lake Science City Investment Co., Ltd.* (東莞松山湖科學城投資有限公司), Gongqingcheng Jianyi Investment Partnership (L.P.)* (共青城漸益投資合夥企業(有限合夥)), Huzhou Rongrui Equity Investment Partnership (L.P.)* (湖州融睿股權投資合夥企業(有限合夥)), Zhuhai Kangpu Equity Investment Partnership (L.P.)* (珠海康普股權投資合夥企業(有限合夥)), Wenzhou Zhenrui Equity Investment Partnership (L.P.)* (溫州臻瑞股權投資合夥企業(有限合夥)), Suzhou CICC SAIC Emerging Industry Equity Investment Fund Partnership (L.P.)* (蘇州中金上汽新興產業股權投資基金合夥企業(有限合夥)), Shenzhen Xinshi Xinxing Industry M&A Equity Investment Fund Partnership (L.P.)* (深圳信石信興產業併購股權投資基金合夥企業(有限合夥)), Dongguan Guanzhiguang Equity Investment Partnership (L.P.)* (東莞市莞之光股權投資合夥企業(有限合夥)), Dongguan Science and Technology Innovation Financial Group Co., Ltd.* (東莞科技創新金融集團有限公司), Dongguan Biotechnology Industry Investment Co., Ltd.* (東莞市生技產業投資有限公司), Ningbo Daxie
















Hansheng Enterprise Management Co., Ltd.* (寧波大榭漢勝企業管理有限公司), Guangdong Shunyin Industrial Finance Investment Co., Ltd.* (廣東順銀產融投資有限公司), Yidu Guotong Investment and Development Co., Ltd.* (宜都市國通投資開發有限責任公司), Shaoguan Qianhai Xizheng Industry Development Fund Enterprise (L.P.)* (韶關前海熙正產業發展基金企業(有限合夥)), Shenzhen Dicheng Investment Center (L.P.)* (深圳市帝成投資中心(有限合夥)), Shenzhen Qinzhi Kanghong Venture Capital Partnership (L.P.)* (深圳勤智康宏創業投資合夥企業(有限合夥)), Wuhan Mige Investment Management Partnership (L.P.)* (武漢米格投資管理合夥企業(有限合夥)), Guangzhou Yuanshi No. 1 Venture Capital Partnership (L.P.)* (廣州源石壹號創業投資合夥企業(有限合夥)), Jiaxing Xingsheng Guangchuang Investment Partnership (L.P.)* (嘉興興晟廣創投資合夥企業(有限合夥)), Zhuji Wolun Jingfu Equity Investment Partnership (L.P.)* (諸暨沃倫景富股權投資合夥企業(有限合夥)), Zhuhai Hengqin Cuiheng New Era Industrial Investment Fund (L.P.)* (珠海橫琴翠亨新時代產業投資基金(有限合夥)), Shenzhen Wenzheng Changxing Venture Capital Enterprise (L.P.)* (深圳市穩正長興創業投資企業(有限合夥)), Hunan Xingxiang Jiacheng Private Equity Investment Fund Partnership (L.P.)* (湖南興湘佳誠私募股權投資基金合夥企業(有限合夥)), Zaozhuang Changsheng Yingkang Equity Investment Management Partnership (L.P.)* (棗莊常勝英康股權投資管理合夥企業(有限合夥)), Ruyuan Yao Autonomous County Yinyuan Electric Power Group Co., Ltd.* (乳源瑤族自治縣銀源電力集團有限公司), Guiyang SME Development Fund (L.P.)* (貴陽中小企業發展基金(有限合夥)), Shenzhen Jiahui Chuanglong Investment Enterprise (L.P.)* (深圳市佳匯創隆投資企業(有限合夥)), Jiaxing Aomin Equity Investment Partnership (L.P.)* (嘉興傲旻股權投資合夥企業(有限合夥)), Jiaxing Ximian Equity Investment Partnership (L.P.)* (嘉興西緬股權投資合夥企業(有限合夥)), Hangzhou Zhonghe Guoxin No. 1 Equity Investment Fund Partnership (L.P.)* (杭州中合國信壹號股權投資基金合夥企業(有限合夥)), Pingxiang Junyuan Tongchuang Enterprise Management Center (L.P.)* (萍鄉市君源同創企業管理中心(有限合夥)) and Guangzhou Xinquanxin Investment Partnership (L.P.)* (廣州新泉信投資合夥企業(有限合夥)), pursuant to which shareholders' rights were agreed among the aforementioned parties;

- (c) the share transfer agreement dated March 8, 2024 entered into between our Company and Hong Kong HEC in relation to the transfer of approximately 25.71% equity interest in HEC CJ Pharm held by Hong Kong HEC to our Company for a consideration of HK\$2,067,468,000;
- (d) the Non-Competition Agreement; and
- (e) a sponsor agreement relating to the Listing dated June 27, 2025 entered into between our Company and the Sole Sponsor relating to the engagement of the Sole Sponsor by the Company in connection with the Introduction.

2. Our Intellectual Property Rights

(a) Trademarks

As of December 31, 2024, we had registered the following trademarks which we consider to be or may be material to our business:

No.	Trademark	Registered Owner	Registration No.	Class	Expiry Date	Place of Registration
1 . . .		HEC CJ Pharm	13913352	5	September 6, 2035	PRC
2 . . .		HEC CJ Pharm	13439381	5	June 20, 2026 ^{Note}	PRC
3 . . .		HEC CJ Pharm	5736027	5	November 27, 2027	United States
4 . . .		HEC CJ Pharm	1389645	5	November 27, 2027	European Union
5 . . .		HEC CJ Pharm	1389645	5	November 27, 2027	Japan
6 . . .		HEC CJ Pharm	1426748A	35	June 22, 2028	Japan
7 . . .		HEC CJ Pharm	303517786	5	August 25, 2035	Hong Kong
8 . . .		HEC CJ Pharm	303517786	10	August 25, 2035	Hong Kong
9 . . .		HEC CJ Pharm	303517786	35	August 25, 2035	Hong Kong
10 . . .		HEC CJ Pharm	303517786	44	August 25, 2035	Hong Kong
11 . . .		HEC CJ Pharm	1600622	5	January 13, 2034	Australia
12 . . .		HEC CJ Pharm	304438648	5	February 20, 2028	Hong Kong
13 . . .		HEC CJ Pharm	304438648	10	February 20, 2028	Hong Kong
14 . . .		HEC CJ Pharm	26725157	5	January 13, 2029	PRC
15 . . .		HEC CJ Pharm	41072109	5	July 13, 2030	PRC

Note: Such trademark remains to be validly registered in the PRC as of the Latest Practicable Date. To the best knowledge of the Directors having made all reasonable enquiries, there is no legal impediment to the renewal of the registration of the trademark upon the expiry date, and our Company expects to complete the renewal of such trademark by December 31, 2025.

APPENDIX VI

STATUTORY AND GENERAL INFORMATION

No.	Trademark	Registered Owner	Registration No.	Class	Expiry Date	Place of Registration
16. . .		HEC CJ Pharm	303517795	5	August 25, 2035	Hong Kong
17. . .		HEC CJ Pharm	303517795	10	August 25, 2035	Hong Kong
18. . .		HEC CJ Pharm	303517795	35	August 25, 2035	Hong Kong
19. . .		HEC CJ Pharm	303517795	44	August 25, 2035	Hong Kong
20. . .		HEC CJ Pharm	10395474	5	May 13, 2035	PRC
21. . .		HEC CJ Pharm	303140180	5	September 17, 2034	Hong Kong
22. . .		HEC CJ Pharm	306460461	5	January 24, 2034	Hong Kong
23. . .		HEC CJ Pharm	306460461	10	January 24, 2034	Hong Kong
24. . .		HEC CJ Pharm	306460461	35	January 24, 2034	Hong Kong
25. . .		HEC CJ Pharm	306460461	44	January 24, 2034	Hong Kong
26. . .		HEC CJ Pharm	8587261	5	November 27, 2031	PRC
27. . .		HEC CJ Pharm	1973755	5	November 6, 2032	PRC
28. . .		our Company	008476202	5	August 6, 2029	European Union
29. . .		our Company	1564162	5	June 21, 2033	Australia
30. . .		HEC CJ Pharm	5674941-2	5	June 6, 2034	Japan
31. . .		HEC CJ Pharm	301400804	5	August 5, 2029	Hong Kong
32. . .		HEC CJ Pharm	303517777	10	August 25, 2035	Hong Kong
33. . .		HEC CJ Pharm	301026783AB	35	January 6, 2028	Hong Kong
34. . .		HEC CJ Pharm	303517777	44	August 25, 2035	Hong Kong
35. . .		HEC CJ Pharm	13913382	5	September 6, 2035	PRC
36. . .		our Company	1600457	5	January 10, 2034	Australia

APPENDIX VI

STATUTORY AND GENERAL INFORMATION

No.	Trademark	Registered Owner	Registration No.	Class	Expiry Date	Place of Registration
37. . .		our Company	009436726	5	October 11, 2030	European Union
38. . .		our Company	009436908	5	October 11, 2030	European Union
39. . .		HEC CJ Pharm	9224300	5	June 13, 2034	PRC
40. . .		HEC CJ Pharm	303517768	5	August 25, 2035	Hong Kong
41. . .		HEC CJ Pharm	303517768	10	August 25, 2035	Hong Kong
42. . .		HEC CJ Pharm	303517768	35	August 25, 2035	Hong Kong
43. . .		HEC CJ Pharm	303517768	44	August 25, 2035	Hong Kong
44. . .		HEC CJ Pharm	19533206	5	May 20, 2027	PRC
45. . .		HEC CJ Pharm	300997138AB	5	November 19, 2027	Hong Kong
46. . .		HEC CJ Pharm	301085995AB	10	April 2, 2028	Hong Kong
47. . .		HEC CJ Pharm	300997138AD	35	November 19, 2027	Hong Kong
48. . .		HEC CJ Pharm	6297959	5	March 20, 2030	PRC
49. . .		HEC CJ Pharm	5627469	5	November 13, 2029	PRC
50. . .		HEC CJ Pharm	32275116A	5	April 13, 2029	PRC
51. . .		HEC CJ Pharm	38413960	5	April 13, 2033	PRC
52. . .		HEC CJ Pharm	38413971	44	February 6, 2030	PRC
53. . .		HEC CJ Pharm	38413965	35	August 20, 2030	PRC
54. . .		HEC CJ Pharm	30298899	5	March 20, 2029	PRC
55. . .		HEC CJ Pharm	76694523	44	September 6, 2034	PRC
56. . .		HEC CJ Pharm	30313789	5	June 20, 2029	PRC

APPENDIX VI

STATUTORY AND GENERAL INFORMATION



No.	Trademark	Registered Owner	Registration No.	Class	Expiry Date	Place of Registration
57 . . .	 可威	HEC CJ Pharm	76694499	44	September 6, 2034	PRC
58 . . .	东卫恩	HEC CJ Pharm	34192297	5	June 27, 2029	PRC
59 . . .	东卫卓	our Company	57217261	5	January 13, 2032	PRC
60 . . .	东英贺	HEC CJ Pharm	57200656	5	January 13, 2032	PRC
61 . . .	东泽安	HEC CJ Pharm	53858425	5	September 13, 2031	PRC
62 . . .	宜必甘	HEC CJ Pharm	25548582	5	July 20, 2028	PRC
63 . . .	宜必甘	HEC CJ Pharm	73065911	10	January 20, 2034	PRC
64 . . .	宜必锐 30	HEC CJ Pharm	65274313	5	December 13, 2032	PRC
65 . . .	宜必锐 30	HEC CJ Pharm	75544856	10	April 27, 2034	PRC
66 . . .	宜必锐	HEC CJ Pharm	65289418	5	December 13, 2032	PRC
67 . . .	宜必锐	HEC CJ Pharm	73065919	10	January 20, 2034	PRC
68 . . .	宜必霖 30	HEC CJ Pharm	65283210	5	December 13, 2032	PRC
69 . . .	宜必霖 30	HEC CJ Pharm	75532572	10	April 27, 2034	PRC
70 . . .	宜必霖	HEC CJ Pharm	25546528	5	July 20, 2028	PRC
71 . . .	宜必佳	HEC CJ Pharm	77823893	5	September 20, 2034	PRC
72 . . .	宜必佳	HEC CJ Pharm	77812903	10	September 13, 2034	PRC
73 . . .	宜必达	HEC CJ Pharm	76709645	5	September 6, 2034	PRC
74 . . .	宜必达	HEC CJ Pharm	75542206	10	April 27, 2034	PRC
75 . . .	喜宁	HEC CJ Pharm	3655940	5	December 6, 2035	PRC
76 . . .	欧美宁	HEC CJ Pharm	3660047	5	December 6, 2035	PRC

APPENDIX VI

STATUTORY AND GENERAL INFORMATION

No.	Trademark	Registered Owner	Registration No.	Class	Expiry Date	Place of Registration
77...		HEC CJ Pharm	4431046	5	March 27, 2028	PRC
78...		HEC CJ Pharm	3524604	5	February 13, 2035	PRC
79...		HEC CJ Pharm	33323780	5	June 6, 2029	PRC
80...		HEC CJ Pharm	5003961	5	April 20, 2029	PRC
81...		HEC CJ Pharm	34843980	5	July 13, 2029	PRC
82...		HEC CJ Pharm	5003962	5	April 20, 2029	PRC
83...		HEC CJ Pharm	4343785	5	December 27, 2027	PRC
84...		HEC CJ Pharm	4393174	5	February 6, 2028	PRC
85...		HEC CJ Pharm	33863341	5	June 6, 2029	PRC

As of December 31, 2024, we had applied for the following trademarks which we consider to be or may be material to our business:

No.	Trademark	Applicant	Application Number	Class	Application Date	Place of application
1...		HEC CJ Pharm	76694523	44	September 6, 2024	PRC
2...		HEC CJ Pharm	76694499	44	September 6, 2024	PRC
3...	LANGLARA	Lannett Company, Inc., our Company	98285721	5	November 27, 2023	United States

(b) Patents

As of December 31, 2024, we are the registered owner of the following patents which we consider to be or may be material to our business:

No.	Patent	Patentee	Patent Number	Patent Type	Expiry Date	Place of Registration
1...	Oseltamivir phosphate granule and preparation method thereof	HEC CJ Pharm	ZL200610066995.7	Invention	April 4, 2026	PRC

No.	Patent	Patentee	Patent Number	Patent Type	Expiry Date	Place of Registration
2 . . .	Improved Oseltamivir phosphate solid composition and preparation method thereof	HEC CJ Pharm	ZL201410834212.X	Invention	December 29, 2034	PRC
3 . . .	A kind of purification method for insulin crystals or insulin analog crystals	HEC CJ Pharm	ZL201310455305.7	Invention	September 29, 2033	PRC
4 . . .	Application of arginine in improving expression quantity of fermentation-cultured polypeptide containing arginine-arginine in amino acid sequence and method	HEC CJ Pharm	ZL201310361852.9	Invention	August 19, 2033	PRC
5 . . .	A kind of preparation method of insulin glargine crystals	HEC CJ Pharm	ZL202010231049.3	Invention	March 27, 2040	PRC
6 . . .	A kind of extraction method of insulin glargine precursor protein	HEC CJ Pharm	ZL201310590624.9	Invention	November 20, 2033	PRC
7 . . .	A kind of method for preparing insulin glargine crystals	HEC CJ Pharm	ZL201610271979.5	Invention	April 27, 2036	PRC
8 . . .	A kind of detection method for the biological activity of GLP-1 analogues	HEC CJ Pharm	ZL201810433076.1	Invention	May 8, 2038	PRC
9 . . .	A kind of purification method of recombinant human glucagon like peptide-1 analog	HEC CJ Pharm	ZL202010030696.8	Invention	January 13, 2040	PRC
10 . . .	A kind of purification method for recombinant trypsin	HEC CJ Pharm	ZL201310557286.9	Invention	November 11, 2033	PRC
11 . . .	A kind of high-density fermentation method in <i>Pichia pastoris</i> for insulin precursor protein	HEC CJ Pharm	ZL201610496621.2	Invention	June 27, 2036	PRC
12 . . .	Purification method of gene recombinant insulin precursor	HEC CJ Pharm	ZL200710026682.3	Invention	February 2, 2027	PRC
13 . . .	Method for preparing long-chain fatty diacid monobenzyl ester, and use thereof	Dongguan HEC Biopharmaceutical, our Company	ZL202010241629.0	Invention	March 31, 2040	PRC
14 . . .	A bromophenyl-substituted thiazole dihydropyrimidine	our Company	ZL200880020841.1	Invention	June 18, 2028	PRC
15 . . .	A bromophenyl-substituted thiazole dihydropyrimidine	our Company	USRE44987	Invention	June 18, 2028	United States
16 . . .	A bromophenyl-substituted thiazole dihydropyrimidine	our Company	USRE45004	Invention	June 18, 2028	United States
17 . . .	A bromophenyl-substituted thiazole dihydropyrimidine	our Company	EP2159224	Invention	June 18, 2028	Europe

No.	Patent	Patentee	Patent Number	Patent Type	Expiry Date	Place of Registration
18 . . .	A bromophenyl-substituted thiazole dihydropyrimidine	our Company	EP2514750	Invention	June 18, 2028	Europe
19 . . .	A bromophenyl-substituted thiazole dihydropyrimidine	our Company	JP5361879	Invention	June 18, 2028	Japan
20 . . .	A bromophenyl-substituted thiazole dihydropyrimidine	our Company	JP5970421	Invention	June 18, 2028	Japan
21 . . .	A bromophenyl-substituted thiazole dihydropyrimidine	our Company	KR101173892	Invention	June 18, 2028	South Korea
22 . . .	A bromophenyl-substituted thiazole dihydropyrimidine	our Company	AU2008265397	Invention	June 18, 2028	Australia
23 . . .	A bromophenyl-substituted thiazole dihydropyrimidine	our Company	CA2691056	Invention	June 18, 2028	Canada
24 . . .	Crystalline forms of dihydropyrimidine derivatives	our Company	ZL201310446506.0	Invention	September 26, 2033	PRC
25 . . .	Crystalline forms of dihydropyrimidine derivatives	our Company	ZL201510364423.6	Invention	September 26, 2033	PRC
26 . . .	Crystalline forms of dihydropyrimidine derivatives	our Company	HK1207081	Invention	September 27, 2033	Hong Kong
27 . . .	Crystalline forms of dihydropyrimidine derivatives	our Company	US9403814	Invention	September 27, 2033	United States
28 . . .	Crystalline forms of dihydropyrimidine derivatives	our Company	EP2900664	Invention	September 27, 2033	Europe
29 . . .	Crystalline forms of dihydropyrimidine derivatives	our Company	JP6310923	Invention	September 27, 2033	Japan
30 . . .	Crystalline forms of dihydropyrimidine derivatives	our Company	AU2013324779	Invention	September 27, 2033	Australia
31 . . .	Crystalline forms of dihydropyrimidine derivatives	our Company	CA2881260	Invention	September 27, 2033	Canada
32 . . .	Processes for preparing dihydropyrimidine derivatives and intermediates thereof	our Company	ZL201410719822.5	Invention	November 27, 2034	PRC
33 . . .	Processes for preparing dihydropyrimidine derivatives and intermediates thereof	our Company	ZL201410709503.6	Invention	November 27, 2034	PRC
34 . . .	Processes for preparing dihydropyrimidine derivatives and intermediates thereof	our Company	ZL201410705874.7	Invention	November 27, 2034	PRC
35 . . .	Processes for preparing dihydropyrimidine derivatives and intermediates thereof	our Company	ZL201410705976.9	Invention	November 27, 2034	PRC

No.	Patent	Patentee	Patent Number	Patent Type	Expiry Date	Place of Registration
36 . . .	Processes for preparing dihydropyrimidine derivatives and intermediates thereof	our Company	HK1224287	Invention	November 27, 2034	Hong Kong
37 . . .	Processes for preparing dihydropyrimidine derivatives and intermediates thereof	our Company	US9643962	Invention	November 27, 2034	United States
38 . . .	Processes for preparing dihydropyrimidine derivatives and intermediates thereof	our Company	US9573941	Invention	November 27, 2034	United States
39 . . .	Processes for preparing dihydropyrimidine derivatives and intermediates thereof	our Company	US9617252	Invention	November 27, 2034	United States
40 . . .	Processes for preparing dihydropyrimidine derivatives and intermediates thereof	our Company	EP3074393	Invention	November 27, 2034	Europe
41 . . .	Processes for preparing dihydropyrimidine derivatives and intermediates thereof	our Company	EP3074394	Invention	November 27, 2034	Europe
42 . . .	Processes for preparing dihydropyrimidine derivatives and intermediates thereof	our Company	EP3074392	Invention	November 27, 2034	Europe
43 . . .	Processes for preparing dihydropyrimidine derivatives and intermediates thereof	our Company	JP6382977	Invention	November 27, 2034	Japan
44 . . .	Processes for preparing dihydropyrimidine derivatives and intermediates thereof	our Company	JP6434511	Invention	November 27, 2034	Japan
45 . . .	Processes for preparing dihydropyrimidine derivatives and intermediates thereof	our Company	KR102284944	Invention	November 27, 2034	South Korea
46 . . .	Processes for preparing dihydropyrimidine derivatives and intermediates thereof	our Company	KR102284938	Invention	November 27, 2034	South Korea
47 . . .	Processes for preparing dihydropyrimidine derivatives and intermediates thereof	our Company	AU2014356985	Invention	November 27, 2034	Australia
48 . . .	Processes for preparing dihydropyrimidine derivatives and intermediates thereof	our Company	AU2014356986	Invention	November 27, 2034	Australia
49 . . .	Processes for preparing dihydropyrimidine derivatives and intermediates thereof	our Company	AU2014356984	Invention	November 27, 2034	Australia

APPENDIX VI**STATUTORY AND GENERAL INFORMATION**

No.	Patent	Patentee	Patent Number	Patent Type	Expiry Date	Place of Registration
50 . . .	Processes for preparing dihydropyrimidine derivatives and intermediates thereof	our Company	CA2927373	Invention	November 27, 2034	Canada
51 . . .	Inhibitors of influenza virus replication and uses thereof	our Company	ZL201711361166.6	Invention	December 14, 2037	PRC
52 . . .	Inhibitors of influenza virus replication and uses thereof	our Company	HK40011744	Invention	December 14, 2037	Hong Kong
53 . . .	Inhibitors of influenza virus replication and uses thereof	our Company	US10987354	Invention	December 14, 2037	United States
54 . . .	Inhibitors of influenza virus replication and uses thereof	our Company	EP3555095	Invention	December 14, 2037	Europe
55 . . .	Inhibitors of influenza virus replication and uses thereof	our Company	JP7034162	Invention	December 14, 2037	Japan
56 . . .	Inhibitors of influenza virus replication and uses thereof	our Company	KR102554019	Invention	December 14, 2037	South Korea
57 . . .	Inhibitors of influenza virus replication and uses thereof	our Company	AU2017376541	Invention	December 14, 2037	Australia
58 . . .	Inhibitors of influenza virus replication and uses thereof	our Company	CA3045371	Invention	December 14, 2037	Canada
59 . . .	Bridged ring compounds as hepatitis c virus inhibitors and pharmaceutical applications thereof	HEC CJ Pharm	ZL201310337556.5	Invention	August 5, 2033	PRC
60 . . .	Bridged ring compounds as hepatitis c virus inhibitors and pharmaceutical applications thereof	HEC CJ Pharm	HK1207074	Invention	August 5, 2033	Hong Kong
61 . . .	Bridged ring compounds as hepatitis C virus inhibitors and preparation method thereof	HEC CJ Pharm	ZL201510939448.4	Invention	December 15, 2035	PRC
62 . . .	NS5A inhibitor compositions	HEC CJ Pharm	ZL202011364022.8	Invention	November 27, 2040	PRC
63 . . .	Prodrugs of antiviral nucleoside analogues, and compositions and uses thereof	our Company	ZL201711460836.X	Invention	December 28, 2037	PRC
64 . . .	Dihydropyrimidine compounds and uses thereof in medicine	our Company	ZL201811210586.9	Invention	October 17, 2038	PRC
65 . . .	Dihydropyrimidine compounds and uses thereof in medicine	our Company	US11261190	Invention	December 27, 2038	United States
66 . . .	Dihydropyrimidine compounds and uses thereof in medicine	our Company	JP7202373	Invention	October 17, 2038	Japan
67 . . .	Dihydropyrimidine compounds and uses thereof in medicine	our Company	KR102667040	Invention	October 17, 2038	South Korea

APPENDIX VI**STATUTORY AND GENERAL INFORMATION**

No.	Patent	Patentee	Patent Number	Patent Type	Expiry Date	Place of Registration
68 . . .	Dihydropyrimidine compounds and uses thereof in medicine	our Company	AU2018351400	Invention	October 17, 2038	Australia
69 . . .	Salts of dihydropyrimidine derivatives, complexes and their use in medicine	our Company	ZL202111439336.4	Invention	November 30, 2041	PRC
70 . . .	Compounds as hepatitis C virus inhibitors and pharmaceutical uses thereof	our Company	ZL201610141716.2	Invention	March 11, 2036	PRC
71 . . .	Nitrogenous heterocyclic derivatives and their application in drugs	our Company	ZL201310303212.2	Invention	July 18, 2033	PRC
72 . . .	Nitrogenous heterocyclic derivatives and their application in drugs	our Company	HK1207065	Invention	July 18, 2033	Hong Kong
73 . . .	Nitrogenous heterocyclic derivatives and their application in drugs	our Company	US9434695	Invention	July 18, 2033	United States
74 . . .	Nitrogenous heterocyclic derivatives and their application in drugs	our Company	EP2875001	Invention	July 18, 2033	Europe
75 . . .	Nitrogenous heterocyclic derivatives and their application in drugs	our Company	JP6186434	Invention	July 18, 2033	Japan
76 . . .	Nitrogenous heterocyclic derivatives and their application in drugs	our Company	KR102057877	Invention	July 18, 2033	South Korea
77 . . .	Nitrogenous heterocyclic derivatives and their application in drugs	our Company	AU2013292950	Invention	July 18, 2033	Australia
78 . . .	Nitrogenous heterocyclic derivatives and their application in drugs	our Company	CA2872110	Invention	July 18, 2033	Canada
79 . . .	Salts of 2, 6-dimethylpyrimidone derivatives and uses thereof	our Company	ZL201710591845.6	Invention	July 19, 2037	PRC
80 . . .	Salts of 2, 6-dimethylpyrimidone derivatives and uses thereof	our Company	HK40009059	Invention	July 19, 2037	Hong Kong
81 . . .	Salts of 2, 6-dimethylpyrimidone derivatives and uses thereof	our Company	US10647682	Invention	July 19, 2037	United States
82 . . .	Salts of 2, 6-dimethylpyrimidone derivatives and uses thereof	our Company	EP3490978	Invention	July 19, 2037	Europe
83 . . .	Salts of 2, 6-dimethylpyrimidone derivatives and uses thereof	our Company	JP7030779	Invention	July 19, 2037	Japan
84 . . .	Salts of 2, 6-dimethylpyrimidone derivatives and uses thereof	our Company	KR102455383	Invention	July 19, 2037	South Korea
85 . . .	Salts of 2, 6-dimethylpyrimidone derivatives and uses thereof	our Company	AU2017304779	Invention	July 19, 2037	Australia
86 . . .	Method for preparing pyrimidone compound	our Company	US10851068	Invention	July 3, 2038	United States
87 . . .	Method for preparing pyrimidone compound	our Company	EP3652158	Invention	July 3, 2038	Europe

No.	Patent	Patentee	Patent Number	Patent Type	Expiry Date	Place of Registration
88 . . .	Method for preparing pyrimidone compound	our Company	JP7393325	Invention	July 3, 2038	Japan
89 . . .	Fluorine-substituted indazole compounds and uses thereof	our Company	ZL201810317190.8	Invention	April 10, 2038	PRC
90 . . .	Fluorine-substituted indazole compounds and uses thereof	our Company	HK40015368	Invention	April 10, 2038	Hong Kong
91 . . .	Fluorine-substituted indazole compounds and uses thereof	our Company	US11242335	Invention	July 28, 2038	United States
92 . . .	Fluorine-substituted indazole compounds and uses thereof	our Company	EP3609883	Invention	April 10, 2038	Europe
93 . . .	Fluorine-substituted indazole compounds and uses thereof	our Company	JP7090639	Invention	April 10, 2038	Japan
94 . . .	Fluorine-substituted indazole compounds and uses thereof	our Company	KR102615821	Invention	April 10, 2038	South Korea
95 . . .	Fluorine-substituted indazole compounds and uses thereof	our Company	AU2018252099	Invention	April 10, 2038	Australia
96 . . .	Quinolinone compounds and their use in medicine	our Company	ZL201510557206.9	Invention	September 1, 2035	PRC
97 . . .	Quinolinone compounds and their use in medicine	our Company	US10065928	Invention	September 1, 2035	United States
98 . . .	Quinolinone compounds and their use in medicine	our Company	EP3190104	Invention	September 1, 2035	Europe
99 . . .	Quinolinone compounds and their use in medicine	our Company	JP6506390	Invention	September 1, 2035	Japan
100 . .	Quinolinone compounds and their use in medicine	our Company	AU2015311333	Invention	September 1, 2035	Australia
101 . .	Quinolinone compounds and their use in medicine	our Company	CA2959688	Invention	September 1, 2035	Canada
102 . .	Crystal form of quinolinone compound and application thereof	our Company	ZL202011350952.8	Invention	November 26, 2040	PRC
103 . .	Carboxy substituted (hetero) aromatic ring derivatives and preparation method and uses thereof	our Company	ZL201610786469.1	Invention	August 31, 2036	PRC
104 . .	Carboxy substituted (hetero) aromatic ring derivatives and preparation method and uses thereof	our Company	HK1250982	Invention	August 31, 2036	Hong Kong
105 . .	Carboxy substituted (hetero) aromatic ring derivatives and preparation method and uses thereof	our Company	US10266496	Invention	August 31, 2036	United States
106 . .	Carboxy substituted (hetero) aromatic ring derivatives and preparation method and uses thereof	our Company	EP3344604	Invention	August 31, 2036	Europe

No.	Patent	Patentee	Patent Number	Patent Type	Expiry Date	Place of Registration
107 . .	Carboxy substituted (hetero) aromatic ring derivatives and preparation method and uses thereof	our Company	JP6859323	Invention	August 31, 2036	Japan
108 . .	Carboxy substituted (hetero) aromatic ring derivatives and preparation method and uses thereof	our Company	AU2016316278	Invention	August 31, 2036	Australia
109 . .	Carboxy substituted (hetero) aromatic ring derivatives and preparation method and uses thereof	our Company	KR102635986	Invention	August 31, 2036	South Korea
110 . .	Carboxy substituted (hetero) aromatic ring derivatives and preparation method and uses thereof	our Company	CA2994336	Invention	August 31, 2036	Canada
111 . .	Glucopyranosyl derivatives and their uses in medicine	HEC CJ Pharm	ZL201410505453.X	Invention	September 26, 2034	PRC
112 . .	Glucopyranosyl derivatives and their uses in medicine	our Company	HK1207075	Invention	September 26, 2034	Hong Kong
113 . .	Glucopyranosyl derivatives and their uses in medicine	our Company	EP2895490	Invention	September 26, 2034	Europe
114 . .	Glucopyranosyl derivatives and their uses in medicine	our Company	JP6450769	Invention	September 26, 2034	Japan
115 . .	Glucopyranosyl derivatives and their uses in medicine	our Company	CA2889699	Invention	September 26, 2034	Canada
116 . .	A glucopyranosyl derivative and preparation method and uses thereof	HEC CJ Pharm	ZL201610273956.8	Invention	April 28, 2036	PRC
117 . .	A complex of a glucopyranosyl derivative and preparation method and use thereof	HEC CJ Pharm	ZL201611070532.8	Invention	November 28, 2036	PRC
118 . .	A complex of a glucopyranosyl derivative and preparation method and use thereof	our Company	US10555930	Invention	November 28, 2036	United States
119 . .	A complex of a glucopyranosyl derivative and preparation method and use thereof	our Company	EP3371199	Invention	November 28, 2036	Europe
120 . .	A complex of a glucopyranosyl derivative and preparation method and use thereof	our Company	JP6916180	Invention	November 28, 2036	Japan
121 . .	A complex of a glucopyranosyl derivative and preparation method and use thereof	our Company	AU2016360634	Invention	November 28, 2036	Australia
122 . .	A complex of a glucopyranosyl derivative and preparation method and use thereof	our Company	CA3005920	Invention	November 28, 2036	Canada

No.	Patent	Patentee	Patent Number	Patent Type	Expiry Date	Place of Registration
123 . .	Preparation method for glucopyranosyl derivative and intermediate thereof	HEC CJ Pharm	ZL202080007079.4	Invention	January 8, 2040	PRC
124 . .	Preparation method for glucopyranosyl derivative and intermediate thereof	HEC CJ Pharm	ZL202110770391.5	Invention	July 7, 2041	PRC
125 . .	Nitrogen-containing tricyclic compounds and uses thereof in medicine	our Company	ZL201710653056.0	Invention	August 2, 2037	PRC
126 . .	Nitrogen-containing tricyclic compounds and uses thereof in medicine	our Company	HK40009058	Invention	August 2, 2037	Hong Kong
127 . .	Nitrogen-containing tricyclic compounds and uses thereof in medicine	our Company	US10562910	Invention	February 5, 2036	United States
128 . .	Nitrogen-containing tricyclic compounds and uses thereof in medicine	our Company	EP3494118	Invention	August 2, 2037	Europe
129 . .	Nitrogen-containing tricyclic compounds and uses thereof in medicine	our Company	JP6983225	Invention	August 2, 2037	Japan
130 . .	Nitrogen-containing tricyclic compounds and uses thereof in medicine	our Company	KR102368298	Invention	August 2, 2037	South Korea
131 . .	Nitrogen-containing tricyclic compounds and uses thereof in medicine	our Company	AU2017306605	Invention	August 2, 2037	Australia
132 . .	Nitrogen-containing tricyclic compounds and uses thereof in medicine	our Company	CA3030377	Invention	August 2, 2037	Canada
133 . .	Crystalline form of nitrogen-containing tricyclic compound and use thereof	our Company	ZL202011353365.4	Invention	November 27, 2040	PRC
134 . .	Substituted urea derivatives and pharmaceutical uses thereof	our Company	AU2015291522	Invention	July 16, 2035	Australia
135 . .	Substituted urea derivatives and pharmaceutical uses thereof	our Company	EP3169671	Invention	July 16, 2035	Europe
136 . .	Substituted urea derivatives and pharmaceutical uses thereof	our Company	ZL201510422604.X	Invention	July 16, 2035	PRC

APPENDIX VI

STATUTORY AND GENERAL INFORMATION

No.	Patent	Patentee	Patent Number	Patent Type	Expiry Date	Place of Registration
137 . .	1-(5-(tert-butyl)isoxazol-3-yl)-3-(4-((phenyl)ethynyl)phenyl) urea derivatives and related compounds as FLT3 inhibitors for treating cancer	our Company	HK1232224	Invention	July 16, 2035	Hong Kong
138 . .	Substituted urea derivatives and pharmaceutical uses thereof	our Company	US10065934	Invention	July 16, 2035	United States
139 . .	Substituted urea derivatives and pharmaceutical uses thereof	our Company	JP6665154	Invention	July 16, 2035	Japan
140 . .	Substituted urea derivatives and pharmaceutical uses thereof	our Company	KR102485100	Invention	July 16, 2035	South Korea
141 . .	Substituted urea derivatives and pharmaceutical uses thereof	our Company	CA2952083	Invention	July 16, 2035	Canada
142 . .	Salt of substituted urea derivative and use thereof in medicine	our Company	ZL201810754363.2	Invention	July 11, 2038	PRC
143 . .	Salt of substituted urea derivative and use thereof in medicine	our Company	HK40025387	Invention	July 11, 2038	Hong Kong
144 . .	Salt of substituted urea derivative and use thereof in medicine	our Company	US11213529	Invention	August 18, 2038	United States
145 . .	Salt of substituted urea derivative and use thereof in medicine	our Company	EP3652172	Invention	July 11, 2038	Europe
146 . .	Salt of substituted urea derivative and use thereof in medicine	our Company	JP7202350	Invention	July 11, 2038	Japan
147 . .	Salt of substituted urea derivative and use thereof in medicine	our Company	KR102566089	Invention	July 11, 2038	South Korea
148 . .	Salt of substituted urea derivative and use thereof in medicine	our Company	AU2018299536	Invention	July 11, 2038	Australia
149 . .	Aminoquinazoline derivatives and their salts and methods of use	our Company	ZL201210455452.X	Invention	November 14, 2032	PRC
150 . .	Aminoquinazoline derivatives and their salts and methods of use	our Company	HK1196609	Invention	November 14, 2032	Hong Kong
151 . .	Aminoquinazoline derivatives and their salts and methods of use	our Company	US9181277	Invention	November 14, 2032	United States
152 . .	Aminoquinazoline derivatives and their salts and methods of use	our Company	EP2780342	Invention	November 14, 2032	Europe
153 . .	Aminoquinazoline derivatives and their salts and methods of use	our Company	JP6126613	Invention	November 14, 2032	Japan
154 . .	Aminoquinazoline derivatives and their salts and methods of use	our Company	KR101965271	Invention	November 14, 2032	South Korea
155 . .	Aminoquinazoline derivatives and their salts and methods of use	our Company	AU2012339499	Invention	November 14, 2032	Australia

No.	Patent	Patentee	Patent Number	Patent Type	Expiry Date	Place of Registration
156 . .	Aminoquinazoline derivatives and their salts and methods of use	our Company	CA2851151	Invention	November 14, 2032	Canada
157 . .	A salt of EGFR inhibitor, crystalline form and uses thereof	our Company	ZL201610911027.5	Invention	October 18, 2036	PRC
158 . .	Di(methanesulfonic acid) salt of (3-chloro-4-fluoro-phenyl)-(6-((4AR,7AS)-3-(hexahydro-(1,4)dioxino(2,3-C)pyrrole-6-yl)-propoxy)-7-methoxy-quinazolin-4-yl)-amine and crystalline form of the monohydrate (an EGFR inhibitor)	our Company	HK1254666	Invention	October 18, 2036	Hong Kong
159 . .	A salt of EGFR inhibitor, crystalline form and uses thereof	our Company	US10308658	Invention	October 18, 2036	United States
160 . .	A salt of EGFR inhibitor, crystalline form and uses thereof	our Company	EP3365344	Invention	October 18, 2036	Europe
161 . .	A salt of EGFR inhibitor, crystalline form and uses thereof	our Company	JP6812426	Invention	October 18, 2036	Japan
162 . .	A salt of EGFR inhibitor, crystalline form and uses thereof	our Company	AU2016343517	Invention	October 18, 2036	Australia
163 . .	A salt of EGFR inhibitor, crystalline form and uses thereof	our Company	CA3001655	Invention	October 18, 2036	Canada
164 . .	A salt of EGFR inhibitor, crystalline form and uses thereof	our Company	KR102627044	Invention	October 18, 2036	South Korea
165 . .	Substituted pyrimidine piperazine compound and use thereof	our Company	ZL201811105783.4	Invention	September 21, 2038	PRC
166 . .	Substituted pyrimidine piperazine compound and use thereof	our Company	HK40027192	Invention	September 21, 2038	Hong Kong
167 . .	Substituted pyrimidine piperazine compound and use thereof	our Company	US11285153	Invention	September 30, 2038	United States
168 . .	Substituted pyrimidine piperazine compound and use thereof	our Company	JP7282082	Invention	September 21, 2038	Japan
169 . .	Substituted pyrimidine piperazine compound and use thereof	our Company	AU2018340376	Invention	September 21, 2038	Australia
170 . .	Substituted pyrimidine piperazine compound and use thereof	our Company	EP3687989	Invention	September 21, 2038	Europe
171 . .	Salt of 2-(substituted pyrimidinyl)thiazolecarboxamide compound, and composition and use thereof	our Company	ZL202110729304.1	Invention	June 29, 2041	PRC
172 . .	Pyridinylmethylenepiperidine derivatives and uses thereof	our Company	ZL201910778613.0	Invention	August 22, 2039	PRC

APPENDIX VI**STATUTORY AND GENERAL INFORMATION**

No.	Patent	Patentee	Patent Number	Patent Type	Expiry Date	Place of Registration
173 . .	Pyridinylmethylenepiperidine derivatives and uses thereof	our Company	JP7405834	Invention	August 22, 2039	Japan
174 . .	Pyridinylmethylenepiperidine derivatives and uses thereof	our Company	US11858910	Invention	February 22, 2041	United States
175 . .	Salts of pyridinylmethylenepiperidine derivatives and uses thereof	our Company	ZL202111682188.9	Invention	December 28, 2041	PRC
176 . .	A kind of amantadine compounds and their preparation method and uses	our Company	US10800734	Invention	May 5, 2037	United States
177 . .	A kind of amantadine compounds and their preparation method and uses	our Company	JP6884800	Invention	May 5, 2037	Japan
178 . .	A kind of crystal form and composition of amantadine compounds and its application	our Company	ZL201780065542.9	Invention	November 2, 2037	PRC
179 . .	A kind of crystal form and composition of amantadine compounds and its application	our Company	US10654797	Invention	November 2, 2037	United States
180 . .	Vilazodone inclusion complexes, compositions and preparation thereof	our Company	US10688090	Invention	November 1, 2037	United States
181 . .	Vilazodone inclusion complexes, compositions and preparation thereof	our Company	US11517569	Invention	November 1, 2037	United States
182 . .	Vilazodone inclusion complexes, compositions and preparation thereof	our Company	US12171761	Invention	November 1, 2037	United States
183 . .	Dual-target fusion proteins comprising the fc portion of an immunoglobulin	our Company	ZL201810207528.4	Invention	March 14, 2038	PRC
184 . .	Dual-target fusion proteins comprising the fc portion of an immunoglobulin	our Company	US12145974	Invention	December 18, 2040	United States
185 . .	Dual-target fusion proteins comprising the fc portion of an immunoglobulin	our Company	EP3596130	Invention	March 14, 2038	Europe
186 . .	Dual-target fusion proteins comprising the fc portion of an immunoglobulin	our Company	JP7181886	Invention	March 14, 2038	Japan
187 . .	FGF21 variant, fusion protein and application thereof	our Company	HK40011458	Invention	January 29, 2039	Hong Kong
188 . .	FGF21 variant, fusion protein and application thereof	our Company	ZL201910095055.8	Invention	January 29, 2039	PRC
189 . .	FGF21 variant, fusion protein and application thereof	our Company	US11679143	Invention	June 18, 2039	United States
190 . .	FGF21 variant, fusion protein and application thereof	our Company	JP7475276	Invention	January 29, 2039	Japan

APPENDIX VI**STATUTORY AND GENERAL INFORMATION**

No.	Patent	Patentee	Patent Number	Patent Type	Expiry Date	Place of Registration
191 . .	FGF21 variant, fusion protein and application thereof	our Company	AU2019218147	Invention	January 29, 2039	Australia
192 . .	FGF21 Fusion proteins and method of inhibiting degradation thereof	Dongguan HEC Biopharmaceutical	ZL201911359029.8	Invention	December 25, 2039	PRC
193 . .	RET inhibitors, pharmaceutical compositions and uses thereof	our Company	ZL201911242865.8	Invention	December 6, 2039	PRC
194 . .	RET inhibitors, pharmaceutical compositions and uses thereof	our Company	JP7457709	Invention	December 6, 2039	Japan
195 . .	A polypeptide molecule and application thereof	our Company	ZL202010143690.1	Invention	March 3, 2040	PRC
196 . .	A process for preparing L-pyrogutamic acid eutectic of glucopyranyl derivative	HEC CJ Pharm	ZL202110337424.7	Invention	March 30, 2041	PRC

As of December 31, 2024, we applied for the following patents which we consider to be or may be material to our business:

No.	Patent	Applicant	Application Number	Patent Type	Application Date	Place of Application
1. . . .	Combined formulation of Morphothiadin and Ritonavir and preparation method thereof	our Company	CN202411894214.8	Invention	December 20, 2024	PRC
2. . . .	Production process of Emitasvir	HEC CJ Pharm	CN202210049347.X	Invention	January 17, 2022	PRC
3. . . .	Crystal form of hepatitis c inhibitor and use therefor in drug	our Company	CN202311004313.X	Invention	August 10, 2023	PRC
4. . . .	A process for preparing a prodrug of antiviral nucleoside analogue	our Company	CN202411887419.3	Invention	December 20, 2024	PRC
5. . . .	Dihydropyrimidine compounds and uses thereof in medicine	our Company	HK62020016631.7	Invention	October 17, 2018	Hong Kong
6. . . .	Dihydropyrimidine compounds and uses thereof in medicine	our Company	EP188686067	Invention	October 17, 2018	Europe
7. . . .	Dihydropyrimidine compounds and uses thereof in medicine	our Company	CA3079557	Invention	October 17, 2018	Canada
8. . . .	Salts of dihydropyrimidine derivatives, complexes and their use in medicine	our Company	US18037105	Invention	November 30, 2021	United States
9. . . .	Salts of dihydropyrimidine derivatives, complexes and their use in medicine	our Company	JP2023532601	Invention	November 30, 2021	Japan
10. . . .	Salts of dihydropyrimidine derivatives, complexes and their use in medicine	our Company	KR20237022107	Invention	November 30, 2021	South Korea

APPENDIX VI

STATUTORY AND GENERAL INFORMATION

No.	Patent	Applicant	Application Number	Patent Type	Application Date	Place of Application
11 . . .	Salt of HCV inhibitor, crystal form of salt, pharmaceutical composition of salt, and use of salt	our Company	CN202310884448.3	Invention	July 18, 2023	PRC
12 . . .	A process for preparing hepatitis C inhibitor compound and its salts	our Company	CN202411946997.X	Invention	December 27, 2024	PRC
13 . . .	Salts of 2, 6-dimethylpyrimidone derivatives and uses thereof	our Company	CA3031343	Invention	July 19, 2017	Canada
14 . . .	Method for preparing pyrimidone compound	our Company	CN201810720156.5	Invention	July 3, 2018	PRC
15 . . .	Antifibrotic composition	our Company	CN202211227438.4	Invention	October 8, 2022	PRC
16 . . .	Antifibrotic composition	our Company	US18699131	Invention	October 8, 2022	United States
17 . . .	Antifibrotic composition	our Company	EP228779518	Invention	October 8, 2022	Europe
18 . . .	Antifibrotic composition	our Company	JP2024521159	Invention	October 8, 2022	Japan
19 . . .	Fluorine-substituted indazole compounds and uses thereof	our Company	CA3056501	Invention	April 10, 2018	Canada
20 . . .	Crystal form of fluorine-substituted indazole compound and use thereof	our Company	CN202311766023.9	Invention	December 20, 2023	PRC
21 . . .	Crystal form of fluorine-substituted indazole compound and use thereof	our Company	PCT/CN2023/140301	Invention	December 20, 2023	World Intellectual Property Organization
22 . . .	Crystal form of quinolinone compound and use thereof	our Company	US17781114	Invention	November 26, 2020	United States
23 . . .	Crystal form of quinolinone compound and use thereof	our Company	EP208935841	Invention	November 26, 2020	Europe
24 . . .	Crystal form of quinolinone compound and use thereof	our Company	JP2022531553	Invention	November 26, 2020	Japan
25 . . .	Crystal form of quinolinone compound and use thereof	our Company	AU2020390281	Invention	November 26, 2020	Australia
26 . . .	Crystal form of quinolinone compound and use thereof	our Company	CA3156439	Invention	November 26, 2020	Canada
27 . . .	A complex of a glucopyranosyl derivative and preparation method and use thereof	our Company	HK18113647.0	Invention	November 28, 2016	Hong Kong
28 . . .	Method for preparing glucopyranosyl derivatives and intermediates thereof	our Company	HK62023082627.8	Invention	July 7, 2021	Hong Kong
29 . . .	Method for preparing glucopyranosyl derivatives and intermediates thereof	our Company	US18015138	Invention	July 7, 2021	United States
30 . . .	Method for preparing glucopyranosyl derivatives and intermediates thereof	our Company	EP218388148	Invention	July 7, 2021	Europe
31 . . .	Method for preparing glucopyranosyl derivatives and intermediates thereof	our Company	AU2021305132	Invention	July 7, 2021	Australia

No.	Patent	Applicant	Application Number	Patent Type	Application Date	Place of Application
32 . . .	A pharmaceutical composition comprising a glucopyranosyl derivative	HEC CJ Pharm	CN202210090970.X	Invention	January 26, 2022	PRC
33 . . .	A key intermediate for preparing glucopyranosyl derivatives and preparation method thereof	HEC CJ Pharm	CN202310868761.8	Invention	July 14, 2023	PRC
34 . . .	Crystalline form of nitrogen-containing tricyclic compound and use thereof	our Company	HK62023070823.7	Invention	November 27, 2020	Hong Kong
35 . . .	Crystalline form of nitrogen-containing tricyclic compound and use thereof	our Company	US17779452	Invention	November 27, 2020	United States
36 . . .	Crystalline form of nitrogen-containing tricyclic compound and use thereof	our Company	EP208936880	Invention	November 27, 2020	Europe
37 . . .	Crystalline form of nitrogen-containing tricyclic compound and use thereof	our Company	JP2022532103	Invention	November 27, 2020	Japan
38 . . .	Crystalline form of nitrogen-containing tricyclic compound and use thereof	our Company	AU2020390992	Invention	November 27, 2020	Australia
39 . . .	Crystalline form of nitrogen-containing tricyclic compound and use thereof	our Company	CA3159283	Invention	November 27, 2020	Canada
40 . . .	Salt of substituted urea derivative and use thereof in medicine	our Company	CA3069773	Invention	July 11, 2018	Canada
41 . . .	RET inhibitors, pharmaceutical compositions and uses thereof	our Company	HK62022048586.1	Invention	December 6, 2019	Hong Kong
42 . . .	RET inhibitors, pharmaceutical compositions and uses thereof	our Company	US17288328	Invention	December 6, 2019	United States
43 . . .	RET inhibitors, pharmaceutical compositions and uses thereof	our Company	EP198939522	Invention	December 6, 2019	Europe
44 . . .	RET inhibitors, pharmaceutical compositions and uses thereof	our Company	KR20217021076	Invention	December 6, 2019	South Korea
45 . . .	RET inhibitors, pharmaceutical compositions and uses thereof	our Company	AU2019392232	Invention	December 6, 2019	Australia
46 . . .	RET inhibitors, pharmaceutical compositions and uses thereof	our Company	CA3117854	Invention	December 6, 2019	Canada
47 . . .	A process for preparing an aminoquinazoline compound	our Company	CN202210832258.2	Invention	July 14, 2022	PRC
48 . . .	Substituted pyrimidine piperazine compound and use thereof	our Company	CA3077383	Invention	September 21, 2018	Canada
49 . . .	Salt of 2-(substituted pyrimidinyl) thiazolecarboxamide compound, and composition and use thereof	our Company	US18013619	Invention	June 29 2021	United States
50 . . .	Salt of 2-(substituted pyrimidinyl) thiazolecarboxamide compound, and composition and use thereof	our Company	EP218324697	Invention	June 29 2021	Europe

No.	Patent	Applicant	Application Number	Patent Type	Application Date	Place of Application
51 . . .	Preparation method of substituted pyrimidine piperazine compounds	our Company	US18026509	Invention	September 16, 2021	United States
52 . . .	Preparation method of substituted pyrimidine piperazine compounds	our Company	EP218686640	Invention	September 16, 2021	Europe
53 . . .	Pyridinylmethylenepiperidine derivatives and uses thereof	our Company	EP198516189	Invention	August 22, 2019	Europe
54 . . .	Pyridinylmethylenepiperidine derivatives and uses thereof	our Company	AU2019323450	Invention	August 22, 2019	Australia
55 . . .	Pyridinylmethylenepiperidine derivatives and uses thereof	our Company	CA3107145	Invention	August 22, 2019	Canada
56 . . .	Salts of pyridinylmethylenepiperidine derivatives and uses thereof	our Company	US18270351	Invention	December 28, 2021	United States
57 . . .	Salts of pyridinylmethylenepiperidine derivatives and uses thereof	our Company	EP219143567	Invention	December 28, 2021	Europe
58 . . .	A method for preparing pyridinylmethylenepiperidine compound and intermediates thereof	our Company	CN202410845204.9	Invention	June 27, 2024	PRC
59 . . .	A composition of Vilazodone and preparation method thereof	our Company	CN202110207937.6	Invention	February 24, 2021	PRC
60 . . .	Vilazodone inclusion complexes, compositions and preparation thereof	our Company	CN201780065545.2	Invention	November 1, 2017	PRC
61 . . .	Dual-target fusion proteins comprising the fc portion of an immunoglobulin	our Company	HK62020004871.3	Invention	March 14, 2018	Hong Kong
62 . . .	Dual-target fusion proteins comprising the fc portion of an immunoglobulin	our Company	US18805686	Invention	March 14, 2018	United States
63 . . .	Dual-target fusion proteins comprising the fc portion of an immunoglobulin	our Company	EP242049369	Invention	March 14, 2018	Europe
64 . . .	FGF21 variant, fusion protein and application thereof	our Company	CN202210947600.3	Invention	January 29, 2019	PRC
65 . . .	FGF21 variant, fusion protein and application thereof	our Company	EP197513765	Invention	January 29, 2019	Europe
66 . . .	A polypeptide molecule and application thereof	our Company	HK62022051680.6	Invention	March 4, 2020	Hong Kong
67 . . .	A polypeptide molecule and application thereof	our Company	US17418624	Invention	March 4, 2020	United States
68 . . .	A polypeptide molecule and application thereof	our Company	EP207672809	Invention	March 4, 2020	Europe
69 . . .	A polypeptide molecule and application thereof	our Company	JP2021551806	Invention	March 4, 2020	Japan
70 . . .	A polypeptide molecule and application thereof	our Company	KR20217031717	Invention	March 4, 2020	South Korea
71 . . .	A polypeptide molecule and application thereof	our Company	AU2020230668	Invention	March 4, 2020	Australia

No.	Patent	Applicant	Application Number	Patent Type	Application Date	Place of Application
72 . . .	A polypeptide molecule and application thereof	our Company	CA3123325	Invention	March 4, 2020	Canada
73 . . .	GLP-1-Fc-FGF21 dual-target fusion protein composition, injection solution and uses thereof	our Company	PCT/CN2024/100364	Invention	June 20, 2024	World Intellectual Property Organization
74 . . .	GLP-1-Fc-FGF21 dual-target fusion protein composition, injection solution and uses thereof	our Company	CN202410804902.4	Invention	June 20, 2024	PRC

(c) Software Copyrights

As of December 31, 2024, we had registered the following software copyrights that we consider to be or may be material to our business:

No.	Software Name	Copyright Owner	Registration Number	Registration Date	Place of Registration
1. . .	HEC Distribution System V1.0	HEC CJ Pharm	2021SR1507707	October 14, 2021	PRC
2. . .	HEC ATS Electronic Ledger System V1.0	HEC CJ Pharm	2021SR1560430	October 26, 2021	PRC
3. . .	HEC CRM Platform V1.0	HEC CJ Pharm	2021SR1507706	October 14, 2021	PRC

(d) Domain Names

As of December 31, 2024, we had registered the following domain names that we consider to be or may be material to our business:

No.	Domain Names	Owner	Expiry Date	Place of Registration
1. . .	hecpharm.com	our Company	February 2, 2026	PRC
2. . .	hec-changjiang.com	HEC CJ Pharm	March 18, 2026	PRC

Save as disclosed above, as of December 31, 2024, there were no other trade or service marks, patents, intellectual or industrial property rights which were material to our business.

C. FURTHER INFORMATION ABOUT OUR DIRECTORS, SUPERVISORS AND SUBSTANTIAL SHAREHOLDERS

1. Directors, Supervisors and Chief Executive

(i) *Disclosure of Interests of Our Directors, Supervisors and Chief Executive*

Immediately following completion of the Introduction and the Privatization, the interests and short positions of each of our Directors, Supervisors and chief executive in Shares, underlying Shares and debentures of our Company or any associated corporation (within the meaning of Part XV of the SFO) which will have to be notified to us and the Stock Exchange pursuant to Divisions 7 and 8 of Part XV of the SFO (including interests and short positions which he is taken or deemed to have under such provisions of the SFO) or which will be required, pursuant to section 352 of the SFO, to be entered in the register referred to therein, or will be required, pursuant to the Model Code for Securities Transactions by Directors and Listed Issuers to be notified to us and the Stock Exchange (for this purpose, the relevant provisions of the SFO will be interpreted as if they applied to the Supervisors) will be as follows:

Interest in our Company

Name	Position	Number and class of Shares to be held after the Introduction and the Privatization ⁽¹⁾	Nature of interest	Approximate percentage of shareholding interests immediately prior to the Introduction and the Privatization	Approximate percentage of shareholding interests immediately following completion of the Introduction and the Privatization
Dr. Zhang Yingjun	Chairman of the Board and executive Director	22,955,784 Domestic Shares	Interest in controlled corporations ⁽¹⁾	4.95%	3.98%
		1,187,383 Domestic Shares	Beneficial owner ⁽²⁾	0.26%	0.21%
Mr. Zhang	Non-executive Director	288,220,964 Domestic Shares	Interest in controlled corporations ⁽³⁾	62.12%	49.98%
		5,750,792 H Shares	Interest in controlled corporations ⁽⁴⁾	–	1.00%
Dr. Li Wenjia . .	Executive Director and General Manager	850,947 Domestic Shares	Beneficial owner ⁽⁵⁾	0.18%	0.15%

Name	Position	Number and class of Shares to be held after the Introduction and the Privatization ⁽¹⁾	Nature of interest	Approximate percentage of shareholding interests immediately prior to the Introduction and the Privatization	Approximate percentage of shareholding interests immediately following completion of the Introduction and the Privatization
Mr. Tang Xinfu	Non-executive Director	5,652,977 Domestic Shares	Beneficial owner ⁽⁶⁾	1.22%	0.98%
		34,375 H Shares	Beneficial owner ⁽⁷⁾	–	0.01%
Mr. Zhu Yingwei	Non-executive Director	4,612,910 Domestic Shares	Beneficial owner ⁽⁸⁾	0.99%	0.80%
Dr. Li Jing	Supervisor	395,790 Domestic Shares	Beneficial owner ⁽⁹⁾	0.09%	0.07%
Mr. Chen Gang	Supervisor	257,263 Domestic Shares	Beneficial owner ⁽¹⁰⁾	0.06%	0.04%

Notes:

- (1) Dr. Zhang Yingjun, being the sole general partner, controls Yidu Fangwenwen and Yidu Yingwenfang, both of which are our employee incentive platforms. By virtue of the SFO, Dr. Zhang Yingjun is deemed to be interested in the 11,477,892 Domestic Shares held by Yidu Fangwenwen and the 11,477,892 Domestic Shares held by Yidu Yingwenfang, respectively.
- (2) These Shares were granted to Dr. Zhang Yingjun pursuant to the Employee Incentive Scheme.
- (3) These Shares include 126,238,500 Domestic Shares held by Yichang HEC Research, 72,733,752 Domestic Shares held by Shenzhen HEC Industrial, 50,989,649 Domestic Shares held by Guangdong HEC Technology, 30,607,250 Domestic Shares held by Yidu Shuaixinwei and 7,651,813 Domestic Shares held by Yidu Junjiafang. As of the Latest Practicable Date, Yichang HEC Research and Guangdong HEC Technology is indirectly controlled by Shenzhen HEC Industrial, and Shenzhen HEC Industrial is in turn indirectly controlled by Mr. Zhang. Mr. Zhang, being the sole general partner, controls Yidu Shuaixinwei and Yidu Junjiafang. By virtue of the SFO, Mr. Zhang is deemed to be interested in the Domestic Shares held by Yichang HEC Research, Shenzhen HEC Industrial, Guangdong HEC Technology, Yidu Shuaixinwei and Yidu Junjiafang. Please refer to the section headed “Substantial Shareholders” for further details.
- (4) Upon completion of the Introduction and the Privatization, Guangdong HEC Technology will hold 5,750,792 H Shares. By virtue of the SFO, Mr. Zhang is deemed to be interested in the H Shares held by Guangdong HEC Technology.
- (5) These Shares were granted to Dr. Li Wenjia pursuant to the Employee Incentive Scheme.
- (6) These Shares were granted to Mr. Tang Xinfu pursuant to the Employee Incentive Scheme.

- (7) As of the Latest Practicable Date, Mr. Tang Xinfu holds 130,400 HEC CJ Pharm H Shares, which will be exchanged to approximately 34,375 H Shares pursuant to the Share Exchange Ratio.
- (8) These Shares were granted to Mr. Zhu Yingwei pursuant to an employee incentive scheme at our Company's shareholder level.
- (9) These Shares were granted to Dr. Li Jing pursuant to the Employee Incentive Scheme.
- (10) These Shares were granted to Mr. Chen Gang pursuant to the Employee Incentive Scheme.

Interest in our associated corporation

Name	Position	Name of associated corporation	Nature of interest	Approximate percentage of total issued share capital as of the Latest Practicable Date
Mr. Tang Xinfu	Non-executive Director	HEC CJ Pharm	Beneficial owner	0.015%

(ii) Particulars of service agreements and appointment letters

Our Company has entered into a service agreement or an appointment letter with each of the Directors and Supervisors which contains provisions in relation to, among other things, compliance of relevant laws and regulations and observation of the Articles.

The principal particulars of these service agreements and appointment letters comprise (i) the term of the service; and (ii) subject to termination in accordance with their respective term. The service agreements and appointment letters may be renewed in accordance with our Articles and the applicable rules.

Save as disclosed above, none of the Directors or Supervisors has or is proposed to enter into a service contract with any member of our Group (other than contracts expiring or determinable by the relevant employer within one year without the payment of compensation other than statutory compensation).

(iii) Directors' and Supervisors' remuneration

For remuneration details of all Directors and Supervisors during the Track Record Period, please refer to note 8 to the Accountants' Report as set out in Appendix I to this Listing Document.

During the Track Record Period, no remuneration was paid by us nor receivable by Directors, Supervisors or the five highest paid individuals as an inducement to join or upon joining our Group. During the Track Record Period, no remuneration was paid by us nor

receivable by Directors, past Directors, Supervisors, past Supervisors or the five highest paid individuals as compensation for the loss of any office as a director of any member of our Group or of any other office in connection with the management of the affairs of any member of our Group.

During the Track Record Period, none of our Directors or Supervisors has waived or agreed to waive any emoluments. Save as disclosed above, during the Track Record Period, no other amounts shall be paid or payable by us or any of our subsidiaries to the Directors, Supervisors or the five highest paid individuals.

2. Substantial Shareholders

Interest in the Share of our Company

Save as disclosed in the section headed “Substantial Shareholders” in this Listing Document, our Directors are not aware of any other person who will, immediately following the completion of the Introduction and the Privatization, have an interest or a short position in our Shares or underlying Shares of our Company which would be required to be disclosed to our Company and the Stock Exchange under the provisions of Divisions 2 and 3 of Part XV of the SFO or will, directly or indirectly, be interested in 10% or more of the nominal value of any class of share capital carrying rights to vote in all circumstances at general meetings of our Company.

Interest in our Company’s subsidiaries

So far as the Directors are aware, immediately following the completion of the Introduction and the Privatization, apart from our Group, the following persons (not being a Director, a Supervisor or a chief executive of our Company) will directly or indirectly, be interested in 10% or more of the nominal value of any class of share capital carrying rights to vote in all circumstances at general meetings of any other member of our Group:

<u>Member of our Group</u>	<u>Person with 10% or more interest</u>	<u>Approximate percentage of the interest in the member of our Group</u>
Germany HEC	Guenter Kinast ^{Note}	10%
Shanghai Yangzhikang Pharmaceutical Technology Co., Ltd.* (上海陽之康醫藥 科技有限公司)	Yidu Binhai Pharmaceutical Technology Co., Ltd.* (宜都彬海醫藥科技有限 公司)	11%

Member of our Group	Person with 10% or more interest	Approximate percentage of the interest in the member of our Group
HEC Pharma (Thailand) Co., Ltd.	Sansang Pattana Co., Ltd	25.5%
	Pimnapas Construction Co., Ltd	25.5%

Note: Guenther has passed away and the probate process in relation to his estate (including the equity interest in Germany HEC) is still ongoing as of the Latest Practicable Date to determine the heirs of Guenther.

3. Disclaimers

- (i) save as disclosed in this appendix, none of the Directors, Supervisors or chief executive of our Company has any interests and short positions in our Shares, underlying Shares and debentures of our Company or any associated corporation (within the meaning of Part XV of the SFO) which will have to be notified to us and the Stock Exchange pursuant to Divisions 7 and 8 of Part XV of the SFO (including interests and short positions which they are taken or deemed to have under provisions of SFO) or which will be required, pursuant to section 352 of the SFO, to be entered in the register referred to therein, or will be required, pursuant to the Model Code for Securities Transactions by Directors and Listed Companies to be notified to us and the Stock Exchange, in each case once the H Shares of our Company are listed. For this purpose, the relevant provisions of the SFO will be interpreted as if they applied to the Supervisors;
- (ii) save as disclosed in the section headed “Substantial Shareholders” and this appendix, taking no account of any Shares which may be allotted and issued under the Introduction and the Privatization, so far as is known to any Director, Supervisor or chief executive of our Company, no other person (other than a Director, Supervisor or chief executive of our Company) will, immediately following completion of the Introduction, have interests or short positions in our Shares and underlying Shares which would fall to be disclosed to our Company and the Stock Exchange under the provisions of Divisions 2 and 3 of Part XV of the SFO or (not being a member of our Group), be interested, directly or indirectly, in 10% or more of the nominal value of any class of share capital carrying rights to vote in all circumstances at general meetings of any member of our Group;
- (iii) none of the Directors, Supervisors nor any of the parties listed in the paragraph headed “— Qualification of Experts” of this Appendix is interested in our Company’s promotion, or in any assets which have, within the two years immediately preceding the issue of this Listing Document, been acquired or disposed of by or leased to any member of our Group, or are proposed to be acquired or disposed of by or leased to any member of our Group;

- (iv) none of the parties listed in the paragraph headed “— Qualification of Experts” of this Appendix (i) is interested legally or beneficially in any of the Shares of our Company or any shares in any of its subsidiaries; or (ii) has any right (whether legally enforceable or not) to subscribe for or to nominate persons to subscribe for the securities of any member of our Group;
- (v) none of the Directors, Supervisors nor any of the parties listed in the paragraph headed “— Qualification of Experts” of this Appendix is materially interested in any contract or arrangement subsisting at the date of this Listing Document which is significant in relation to the business of our Group;
- (vi) none of our Directors, Supervisors, their close associates or any Shareholder of our Company (which to the knowledge of our Directors owns more than 5% of our Company’s issued share capital) has any interest in our Group’s five largest suppliers or customers for each year during the Track Record Period; and
- (vii) save as disclosed in the section headed “Relationship with our Controlling Shareholders — Independence from our Controlling Shareholders — Management Independence”, none of our Directors or Supervisors is a director or employee of a company that has an interest in the share capital of our Company which, once the H Shares are listed on the Hong Kong Stock Exchange, would have to be disclosed pursuant to Divisions 2 and 3 of Part XV of the SFO.

D. EMPLOYEE INCENTIVE SCHEME

We have approved and adopted the Employee Incentive Scheme on June 18, 2023. The Employee Incentive Scheme is not subject to the provisions of Chapter 17 of the Listing Rules as the Employee Incentive Scheme does not involve the grant of new Shares or options by our Company after the Listing.

In order to implement the Employee Incentive Scheme, our Company has established four employee incentive platforms (the “**Employee Incentive Platform(s)**”), namely, Yidu Fangwenwen, Yidu Yingwenfang, Yidu Fangwen No. 1 Equity Investment Partnership (L.P.)* (宜都市芳文一號股權投資合夥企業(有限合夥)) (“**Yidu Fangwen No. 1**”), and Yidu Fangwen

No. 2 Equity Investment Partnership (L.P.)* (宜都市芳文二號股權投資合夥企業(有限合夥)) (“**Yidu Fangwen No. 2**”). As of the Latest Practicable Date, the shareholding of the above four Employee Incentive Platforms in our Company is as follows:

Name of Employee Incentive Platforms	Number of issued Shares held in our Company (as of the Latest Practicable Date)	Shareholding percentage in our Company (as of the Latest Practicable Date)
Yidu Fangwenwen ⁽¹⁾	11,477,892	2.47%
Yidu Fangwen No. 1 ⁽²⁾		
Yidu Fangwen No. 2 ⁽³⁾		
Yidu Yingwenfang ⁽⁴⁾	11,477,892	2.47%

Notes:

- (1) Yidu Fangwenwen is a limited partnership established in the PRC which was originally established as an intermediary shareholding platform of Mr. Zhang and Ms. Guo, where Mr. Zhang acted as its general partner. Subsequently, Yidu Fangwenwen was transformed as an Employee Incentive Platform and Dr. Zhang Yingjun has become the general partner thereof and holds 2.18% interest therein. As of the Latest Practicable Date, each of Mr. Zhang and Ms. Guo hold 0.1338% and 0.0014% interest in Yidu Fangwenwen as a limited partner, respectively. As of the Latest Practicable Date, Yidu Fangwenwen has 49 limited partners, save for Yidu Fangwen No. 1, Yidu Fangwen No. 2, Dr. Jin Chuanfei, Mr. Zhang and Ms. Guo, all of whom are our Group’s employees and are Independent Third Parties. Among the limited partners of Yidu Fangwenwen, save for Yidu Fangwen No. 1 and Yidu Fangwen No. 2 which holds 38.34% and 24.09% interest in Yidu Fangwenwen, respectively, no other limited partner holds more than 10% interest therein.
- (2) Yidu Fangwen No. 1 is a limited partnership established in the PRC for the Employee Incentive Scheme, which is a limited partner of Yidu Fangwenwen, holding 38.34% interest thereof. As of the Latest Practicable Date, Dr. Zhang Yingjun is its general partner, holding 1.27% interest therein, and Yidu Fangwen No. 1 has 39 limited partners, all of whom are our Group’s employees or former employees and are Independent Third Parties. No limited partner holds more than 10% interest in Yidu Fangwen No. 1.
- (3) Yidu Fangwen No. 2 is a limited partnership established in the PRC for the Employee Incentive Scheme, which is a limited partner of Yidu Fangwenwen, holding 24.09% interest thereof. As of the Latest Practicable Date, Dr. Zhang Yingjun is its general partner, holding 3.94% interest therein, and Yidu Fangwen No. 2 has 34 limited partners, save for Mr. Zhang Zhiyong, all of whom are our Group’s employees and are Independent Third Parties. No limited partner holds more than 10% interest in Yidu Fangwen No. 2.
- (4) Yidu Yingwenfang is a limited partnership established in the PRC which was originally established as an intermediary shareholding platform of Mr. Zhang and Ms. Guo, where Mr. Zhang acted as its general partner. Subsequently, Yidu Yingwenfang was transformed as an Employee Incentive Platform and Dr. Zhang Yingjun has become the general partner thereof, holding 6.80% interest therein. As of the Latest Practicable Date, each of Mr. Zhang and Ms. Guo hold 0.1338% and 0.0014% interest in Yidu Yingwenfang as a limited partner, respectively. As of the Latest Practicable Date, Yidu Yingwenfang has 21 limited partners, save for Mr. Zhang, Ms. Guo, Mr. Tang Xinfu, Dr. Li Wenjia, Ms. Huang Fangfang, Dr. Li Jing, Mr. Lin Taoxi, Mr. Chen Gang, Ms. Li Xiaoping and Mr. Min Wenbi, all of whom are our Group’s employees and are Independent Third Parties. Among the limited partners of Yidu Yingwenfang, save for Mr. Tang Xinfu, our non-executive Director who holds 49.25% interest, no other limited partner holds more than 10% interest therein.

1. Purpose

For the purpose of establishing and improving long-term incentive mechanism of our Company, attracting and retaining high-end talents, fully mobilizing the enthusiasm of our Directors, Supervisors, senior management and other core employees, our Company adopted the Employee Incentive Scheme.

2. Administration

The general meeting of our Company (the “**General Meeting**”) shall be responsible for considering and approving the adoption, alteration and termination of the Employee Incentive Scheme.

The Board shall be responsible for formulating the Employee Incentive Scheme and managing and implementing the Employee Incentive Scheme under the authorization of the General Meeting.

3. Participants

The participants include Directors, Supervisors, senior management, key technical personnel and other core employees and consultants of our Company (the “**Participants**”).

4. Form of the Employee Incentive Scheme

The Participants, as partners of the Employee Incentive Platforms which are in the form of limited partnerships, shall subscribe for the limited partnership interest according to the amount approved by the Board, and make the corresponding payment in accordance with the arrangement of the Board, thereby indirectly holding the Shares of our Company by virtue of their capacity as limited partners of the relevant Employee Incentive Platforms.

All Participants agree that Dr. Zhang Yingjun, the general partner of the Employee Incentive Platforms, shall exercise the voting rights attaching to the Shares held by the Employee Incentive Platforms.

5. Total Number of the Underlying Shares of the Incentive Awards

Participants shall be interested in a total of 22,924,768 Shares through holding the limited partnership interests (the “**Incentive Awards**”) in the Employee Incentive Platforms, and such 22,924,768 Shares represent 4.94% of the share capital of our Company in issue immediately prior to the Introduction and the Privatization.

As of the date of this Listing Document, all Incentive Awards have been granted and are in the lock-up period.

6. Subscription Price of the Incentive Shares

The subscription price of the Incentive Awards is determined on comprehensive consideration of factors, including the Participant's contribution to our Company and their respective professional and technical competence, with reference to the valuation of each of Yidu Fangwenwen and Yidu Yingwenfang as of May 31, 2023 in a valuation report prepared by an independent valuer. The subscription price is specified in the relevant share incentive agreement or capital injection agreement.

7. Lock-up period

According to the provisions of the Employee Incentive Scheme, from the date on which the Participants becomes a limited partner of the Employee Incentive Platforms, the service period of the Participants with our Group shall be five years. If a Participant acquires interest in the Employee Incentive Platforms more than once, the corresponding lock-up period shall be counted separately. During the lock-up period, the underlying Shares held by the Participants shall not be transferred without the written consent of the general partner of the Employee Incentive Platforms in which the Participant is a limited partner.

8. Redemption of the Incentive Awards

After the H Shares of our Company are listed and the lock-up period of the Employee Incentive Platforms expires, the Participants may request the general partner to facilitate the redemption of the limited partnership interests by repurchasing limited partnership interests held by the Participants or selling Shares held by the Employee Incentive Platforms. To realize the limited partnership interests that they hold, the limited partners shall submit a written application to the general partner of the limited partnership that the Participant is interested in, and the general partner will, by himself or designate a third party, repurchase the relevant limited partnership interest at a price determined based on arm's length negotiation between the parties, or sell the corresponding Shares for the amount of the limited partnership interests to be redeemed. The general partner has the right, but not the obligation, to repurchase the relevant partnership interest by himself or through a third party designated by him.

9. Adjustment to the Employee Incentive Scheme

During the term of the Employee Incentive Scheme, if our Company has capital reserve or undistributed profit that are converted into the share capital, distribution of bonus shares or share conversion as part of restructuring, the number of Shares in our Company indirectly held by the Participants through the Employee Incentive Platforms shall change accordingly.

10. Mandatory Repurchase of the Incentive Awards

Where any of the following events occurs, the human resource department of our Company has the right to request all Incentive Awards held by the Participant(s) to be repurchased by the general partner of the relevant Employee Incentive Platforms (by himself or through a third party designated by him) at a price of original acquisition of the limited partnership interest in the Employee Incentive Platforms minus any dividends received by the Participant(s):

- (i) the Participant is administratively punished for violating the laws or is held criminally liable for criminal acts in accordance with the laws;
- (ii) the Participant is in violation of national laws and regulations, the Articles, or other provisions of our Company's internal management rules and policies, or, in the event of negligence or misconduct as stipulated in the employment contract, the Participant causes severe impairment to our Company's interests or reputation, or causes direct or indirect financial losses to our Company;
- (iii) the Participant causes severe impairment to our Company's interests or reputation due to leakage of operation and technology secrets, competition, corruption, theft, misappropriation, bribe accepting and bribe offering, or violation of competition restriction duty;
- (iv) the Participant is dismissed or demoted due to serious violation of our Company's rules and regulations for personal reasons;
- (v) termination of the employment relationship for any reason (including but not limited to voluntary resignation and non-renewal of the employment contract upon expiration) except when determined by our Company's human resource department as not having a negative impact on our Company; and
- (vi) the Participant is in any other serious violation of our Company's relevant regulations or causes severe impairment to our Company's interests, as determined by the Board and our Company's human resource department.

11. Details of the Incentive Awards Granted under the Employee Incentive Scheme

As of the Latest Practicable Date, all Incentive Awards under the Employee Incentive Scheme were granted. Details of the Incentive Awards granted to Directors, Supervisors, senior management, connected persons and other grantees under the Employee Incentive Scheme are set out below:

Name	Position	Relevant Employee Incentive Platforms	Date of grant	Approximate number of Shares corresponding to the Incentive Awards held by the Participant	Lock-up period
<i>Directors, Supervisors and senior management</i>					
Dr. Zhang Yingjun	Chairman of the Board and executive Director	Yidu Fangwenwen	July 18, 2023	250,125	Until December 12, 2028
		Yidu Fangwen No. 1		47,505	Until September 13, 2028
		Yidu Fangwen No. 2		108,849	Until September 13, 2028
		Yidu Yingwenfang		780,904	Until December 12, 2028
Subtotal				1,187,383	
Dr. Li Wenjia	Executive Director	Yidu Yingwenfang	July 18, 2023	850,947	Until December 12, 2028
Mr. Tang Xinfu	Non-executive Director	Yidu Yingwenfang	July 18, 2023	5,652,977	Until December 12, 2028
Dr. Li Jing	Supervisor	Yidu Yingwenfang	July 18, 2023	395,790	Until December 31, 2028
Mr. Chen Gang	Supervisor	Yidu Yingwenfang	July 18, 2023	257,263	Until December 31, 2028
Ms. Huang Fangfang	Vice general manager	Yidu Yingwenfang	July 18, 2023	712,420	Until December 31, 2028
Dr. Jin Chuanfei	Vice general manager	Yidu Fangwenwen	July 18, 2023	336,421	Until January 8, 2029
Ms. Li Xiaoping	Vice general manager	Yidu Yingwenfang	July 18, 2023	213,727	Until December 12, 2028
Mr. Zhang Zhiyong	Vice general manager	Yidu Fangwen No. 2	July 18, 2023	98,947	Until September 13, 2028
Mr. Lin Taoxi	Vice general manager and secretary of the Board	Yidu Yingwenfang	July 18, 2023	296,842	Until December 12, 2028
Mr. Min Wenbi	Head of financial service	Yidu Yingwenfang	July 18, 2023	197,895	Until December 12, 2028
Subtotal				10,200,612	
<i>Other grantees</i>					
44 employees and former employees		Yidu Fangwenwen	July 18, 2023	3,710,509	Until December 12, 2028 or January 8, 2029
45 employees and former employees		Yidu Fangwen No. 1	July 18, 2023	4,353,234	Until September 13, 2028
33 employees and former employees		Yidu Fangwen No. 2	July 18, 2023	2,556,794	Until September 13, 2028
11 employees and former employees		Yidu Yingwenfang	July 18, 2023	2,103,619	Until December 12, 2028 or December 31, 2028
Subtotal				12,724,156	
Total				22,924,768	

E. OTHER INFORMATION**1. Estate Duty**

Our Directors have been advised that no material liability for estate duty is likely to fall on our Company or any of our subsidiaries under the PRC laws.

2. Litigation

As of the Latest Practicable Date, we are not aware of any litigation, arbitration or claims of material importance pending or threatened against any member of our Group that could have a material adverse effect on our financial condition or results of operations.

3. Sole Sponsor

The Sole Sponsor satisfies the independence criteria applicable to sponsor set out in Rule 3A.07 of the Listing Rules.

The sponsor fee for acting as the Sole Sponsor to our Company in connection with the Listing is US\$1.15 million, of which an amount of US\$0.3 million has become payable.

4. Compliance Advisor

Our Company has appointed China Sunrise Capital Limited as its compliance advisor in compliance with Rule 3A.19 of the Listing Rules.

5. Preliminary Expenses

As of the Latest Practicable Date, our Company has not incurred any material preliminary expenses.

6. Taxation of holder of H Shares

The sale, purchase and transfer of H Shares are subject to Hong Kong stamp duty if such sale, purchase and transfer are effected on the H Share register of members of our Company, including in circumstances where such transactions are effected on the Stock Exchange. The current rate of Hong Kong stamp duty for such sale, purchase and transfer is 0.1% of the consideration or, if higher, the fair value of the H Shares being sold or transferred.

7. Qualification of Experts

The following are the qualifications of the experts (as defined under the Listing Rules and the Companies (Winding Up and Miscellaneous Provisions) Ordinance) who have given opinions or advice which are contained in this Listing Document:

Name	Qualification
China International Capital Corporation Hong Kong Securities Limited	A licensed corporation under the SFO to conduct type 1 (dealing in securities), type 2 (dealing in futures contracts), type 4 (advising on securities), type 5 (advising on futures contracts) and type 6 (advising on corporate finance) regulated activities as defined under the SFO
Jia Yuan Law Offices	Legal advisor as to PRC law
KPMG	Certified Public Accountants Public Interest Entity Auditor registered in accordance with the Accounting and Financial Reporting Council Ordinance
Frost & Sullivan (Beijing) Inc., Shanghai Branch Co.	Independent industry consultant

8. Consent of Experts

Each of the experts whose name is set out in paragraph 7 above has given and has not withdrawn its written consent to the issue of this Listing Document with the inclusion of its report and/or letter and/or legal opinion (as the case may be) and references to its name included herein in the form and context in which they respectively appear.

As of the Latest Practicable Date, none of the experts named above had any shareholding interest in our Company or any of our subsidiaries or the right (whether legally enforceable or not) to subscribe for or to nominate persons to subscribe for securities in any member of our Group.

9. Promoters

The promoters of our Company are:

- (1) Yichang HEC Research;

- (2) Shenzhen HEC Industrial;
- (3) Guangdong HEC Technology;
- (4) Yidu Shuaixinwei;
- (5) Dongyang Guangsheng Enterprise Management Partnership (L.P.)* (東陽光盛企業管理合夥企業(有限合夥));
- (6) Guangdong Advanced Manufacturing Industry Investment Fund Partnership (L.P.)* (廣東先進製造產業投資基金合夥企業(有限合夥));
- (7) Yidu Yingwenfang;
- (8) Yidu Fangwenwen;
- (9) China Cinda Asset Management Co., Ltd. (中國信達資產管理股份有限公司);
- (10) Jiaxing Xingsheng Dongyan Investment Partnership (L.P.)* (嘉興興晟東研投資合夥企業(有限合夥));
- (11) China Orient Asset Management Co., Ltd.* (中國東方資產管理股份有限公司);
- (12) Jiaxing Jiayu Equity Investment Partnership (L.P.)* (嘉興嘉鈺股權投資合夥企業(有限合夥));
- (13) Yidu Junjiafang;
- (14) CCB Financial Asset Investment Co., Ltd. (建信金融資產投資有限公司);
- (15) Zhuhai Kangyang Management Consulting Partnership (L.P.)* (珠海康陽管理諮詢合夥企業(有限合夥));
- (16) Yuan Zhimin;
- (17) Dongguan Songshan Lake Science City Investment Co., Ltd.* (東莞松山湖科學城投資有限公司);
- (18) Gongqingcheng Jianyi Investment Partnership (L.P.)* (共青城漸益投資合夥企業(有限合夥));
- (19) Huzhou Rongrui Equity Investment Partnership (L.P.)* (湖州融睿股權投資合夥企業(有限合夥));

- (20) Zhuhai Kangpu Equity Investment Partnership (L.P.)* (珠海康普股權投資合夥企業(有限合夥));
- (21) Wenzhou Zhenrui Equity Investment Partnership (L.P.)* (溫州臻瑞股權投資合夥企業(有限合夥));
- (22) Suzhou CICC SAIC Emerging Industry Equity Investment Fund Partnership (L.P.)* (蘇州中金上汽新興產業股權投資基金合夥企業(有限合夥));
- (23) Shenzhen Xinshi Xinxing Industry M&A Equity Investment Fund Partnership (L.P.)* (深圳信石信興產業併購股權投資基金合夥企業(有限合夥));
- (24) Dongguan Guanzhiguang Equity Investment Partnership (L.P.)* (東莞市莞之光股權投資合夥企業(有限合夥));
- (25) Dongguan Science and Technology Innovation Financial Group Co., Ltd.* (東莞科技創新金融集團有限公司);
- (26) Dongguan Biotechnology Industry Investment Co., Ltd.* (東莞市生技產業投資有限公司);
- (27) Ningbo Daxie Hansheng Enterprise Management Co., Ltd.* (寧波大榭漢勝企業管理有限公司);
- (28) Guangdong Shunyin Industrial Finance Investment Co., Ltd.* (廣東順銀產融投資有限公司);
- (29) Yidu Guotong Investment and Development Co., Ltd.* (宜都市國通投資開發有限責任公司);
- (30) Shaoguan Qianhai Xizheng Industry Development Fund Enterprise (L.P.)* (韶關前海熙正產業發展基金企業(有限合夥));
- (31) Shenzhen Dicheng Investment Center (L.P.)* (深圳市帝成投資中心(有限合夥));
- (32) Shenzhen Qinzhi Kanghong Venture Capital Partnership (L.P.)* (深圳勤智康宏創業投資合夥企業(有限合夥));
- (33) Wuhan Mige Investment Management Partnership (L.P.)* (武漢米格投資管理合夥企業(有限合夥));
- (34) Guangzhou Yuanshi No. 1 Venture Capital Partnership (L.P.)* (廣州源石壹號創業投資合夥企業(有限合夥));

- (35) Jiaxing Xingsheng Guangchuang Investment Partnership (L.P.)* (嘉興興晟廣創投資合夥企業(有限合夥));
- (36) Zhuji Wolun Jingfu Equity Investment Partnership (L.P.)* (諸暨沃侖景富股權投資合夥企業(有限合夥));
- (37) Zhuhai Hengqin Cuiheng New Era Industrial Investment Fund (L.P.)* (珠海橫琴翠亨新時代產業投資基金(有限合夥));
- (38) Shenzhen Wenzheng Changxing Venture Capital Enterprise (L.P.)* (深圳市穩正長興創業投資企業(有限合夥));
- (39) Hunan Xingxiang Jiacheng Private Equity Investment Fund Partnership (L.P.)* (湖南興湘佳誠私募股權投資基金合夥企業(有限合夥));
- (40) Zaozhuang Changsheng Yingkang Equity Investment Management Partnership (L.P.)* (棗莊常勝英康股權投資管理合夥企業(有限合夥));
- (41) Ruyuan Yao Autonomous County Yinyuan Electric Power Group Co., Ltd.* (乳源瑤族自治縣銀源電力集團有限公司);
- (42) Guiyang SME Development Fund (L.P.)* (貴陽中小企業發展基金(有限合夥));
- (43) Shenzhen Jiahui Chuanglong Investment Enterprise (L.P.)* (深圳市佳匯創隆投資企業(有限合夥));
- (44) Jiaxing Aomin Equity Investment Partnership (L.P.)* (嘉興傲旻股權投資合夥企業(有限合夥));
- (45) Jiaxing Ximian Equity Investment Partnership (L.P.)* (嘉興西緬股權投資合夥企業(有限合夥));
- (46) Hangzhou Zhonghe;
- (47) Pingxiang Junyuan Tongchuang Enterprise Management Center (L.P.)* (萍鄉市君源同創企業管理中心(有限合夥)); and
- (48) Guangzhou Xinquanxin Investment Partnership (L.P.)* (廣州新泉信投資合夥企業(有限合夥)).

Within the two years immediately preceding the date of this Listing Document, no cash, securities or other benefit have been paid, allotted or given or have been proposed to be paid, allotted or given to the above promoters in connection with the Introduction or related transactions described in this Listing Document.

10. Bilingual Listing Document

The English language and Chinese language versions of this Listing Document are being published separately.

11. Binding Effect

This Listing Document shall have the effect, if an application is made in pursuance of this Listing Document, of rendering all persons concerned bound by all of the provisions (other than the penal provisions) of Sections 44A and 44B of the Companies (Winding Up and Miscellaneous Provisions) Ordinance in so far as applicable.

12. No Material Adverse Change

Please see “Summary — Recent Development — Update on Our Financial Performance for the First Quarter of 2025” for details of our financial performance in the first quarter of 2025.

Our Directors confirm that, up to the date of this Listing Document, save as disclosed in “Summary — Recent Development — Update on Our Financial Performance for the First Quarter of 2025”, there has been no material adverse change in our financial, operational, or trading position or prospects since December 31, 2024, which is the end date of the periods reported on in the Accountants’ Report included in Appendix I to this Listing Document, and there has been no event since December 31, 2024 that would materially affect the information as set out in the Accountants’ Report included in Appendix I to this Listing Document.

13. Miscellaneous

- (a) Save as disclosed in this Listing Document, within the two years immediately preceding the date of this Listing Document:
 - (i) no share or loan capital or debenture of our Company or any of our subsidiaries has been issued or agreed to be issued or is proposed to be issued for cash or as fully or partly paid other than in cash or otherwise; and
 - (ii) no commissions, discounts, brokerages or other special terms have been granted or agreed to be granted in connection with the issue or sale of any share of our Company or any of our subsidiaries.
- (b) Save as disclosed in this Listing Document:
 - (i) there are no founder, management or deferred shares nor any debentures in our Company or any of our subsidiaries;

- (ii) there is no arrangement under which future dividends are waived or agreed to be waived;
 - (iii) no share or loan capital or debenture of our Company or any of our subsidiaries is under option or is agreed conditionally or unconditionally to be put under option;
 - (iv) no commissions, discounts, brokerages or other special terms have been granted for subscribing or agreeing to subscribe, or procuring or agreeing to procure subscriptions, for any shares in or debentures of our Company or any of our subsidiaries;
 - (v) no part of the equity or debt securities of our Company, if any, is currently listed on or dealt in any other stock exchange, and no such listing or permission to deal in any other stock exchange is currently being or is proposed to be sought; and
 - (vi) there are no outstanding debentures or convertible debt securities of our Company or any of our subsidiaries.
- (c) there has not been any interruption in the business of our Group which may have or has had a significant effect on the financial position of our Group in the 12 months preceding the date of this Listing Document.

DOCUMENTS AVAILABLE ON DISPLAY

Copies of the following documents will be published on the website of the Stock Exchange at www.hkexnews.hk and our website at www.hecpharm.com up to and including the date which is 14 days from the date of this Listing Document:

- (a) the Articles;
- (b) the Accountants' Report from KPMG, the text of which is set out in Appendix I to this Listing Document;
- (c) the report on the unaudited pro forma financial information of our Group from KPMG, the text of which is set out in Appendix II to this Listing Document;
- (d) the audited consolidated financial statements of our Group for each of the financial years ended December 31, 2022, 2023 and 2024;
- (e) the PRC legal opinion issued by Jia Yuan Law Offices, our Company's PRC legal advisor in respect of our general matters and property interests in the PRC;
- (f) the industry report issued by Frost & Sullivan (Beijing) Inc., Shanghai Branch Co., the summary of which is set forth in the section headed "Industry Overview" in this Listing Document;
- (g) the material contracts referred to in the section headed "Statutory and General Information — B. Further Information about our Business — 1. Summary of Material Contracts" in Appendix VI to this Listing Document;
- (h) the service contracts referred to in the section headed "Statutory and General Information — C. Further Information about our Directors, Supervisors and Substantial Shareholders — 1. Directors, Supervisors and Chief Executive — (ii) Particulars of service agreements and appointment letters" in Appendix VI to this Listing Document;
- (i) the written consents referred to in the section headed "Statutory and General Information — E. Other Information — 8. Consent of Experts" in Appendix VI to this Listing Document; and

- (j) copies of the following PRC laws, together with the unofficial English translations thereof:
 - (i) the PRC Company Law;
 - (ii) the PRC Securities Law;
 - (iii) the Trial Measures; and
 - (iv) the Guidelines for Articles of Association of Listed Companies.



廣東東陽光藥業股份有限公司
SUNSHINE LAKE PHARMA CO., LTD.