

Hong Kong Exchanges and Clearing Limited and The Stock Exchange of Hong Kong Limited take no responsibility for the contents of this announcement, make no representation as to its accuracy or completeness and expressly disclaim any liability whatsoever for any loss howsoever arising from or in reliance upon the whole or any part of the contents of this announcement.



BANK OF GANSU CO., LTD.*
甘肅銀行股份有限公司*

(A joint stock company incorporated in the People's Republic of China with limited liability)
(Stock Code: 2139)

ANNUAL RESULTS ANNOUNCEMENT FOR THE YEAR OF 2025

The board of directors (the “**Board**”) of Bank of Gansu Co., Ltd. (the “**Bank**”) is pleased to announce the audited annual results of the Bank and its subsidiaries for the year ended December 31, 2025. This announcement, containing the full text of the 2025 annual report of the Bank, complies with the relevant content requirements of the Rules Governing the Listing of Securities on The Stock Exchange of Hong Kong Limited in relation to preliminary announcement of annual results. The printed version of the 2025 annual report of the Bank will be published on the website of Hong Kong Exchanges and Clearing Limited at www.hkexnews.hk and the website of the Bank at www.gsbankchina.com in April 2026.

By order of the Board
Bank of Gansu Co., Ltd.*
Liu Qing
Chairman

Lanzhou, Gansu
March 27, 2026

As at the date of this announcement, the Board comprises Mr. LIU Qing as executive director; Mr. ZHANG Bin, Mr. ZHANG Junping, Mr. LIU Jian, Mr. YE Rong, Mr. LI Chun and Ms. YANG Chunmei as non-executive directors; and Mr. LIU Guanghua, Mr. WANG Lei, Mr. HAU Pak Sun, Mr. LI Zongyi and Mr. QIU Yongpan as independent non-executive directors.

* *Bank of Gansu Co., Ltd. is not an authorized institution within the meaning of the Banking Ordinance (Chapter 155 of the Laws of Hong Kong), not subject to the supervision of the Hong Kong Monetary Authority, and not authorized to carry on banking/deposit-taking business in Hong Kong.*

CONTENTS

CHAIRMAN'S STATEMENT	2
DEFINITIONS	5
COMPANY PROFILE	10
FINANCIAL HIGHLIGHTS	12
MANAGEMENT DISCUSSION AND ANALYSIS	15
REPORT OF THE BOARD OF DIRECTORS	65
CHANGES IN SHARE CAPITAL AND PARTICULARS OF SHAREHOLDERS	88
DIRECTORS, SENIOR MANAGEMENT, EMPLOYEES AND ORGANIZATIONS	91
CORPORATE GOVERNANCE REPORT	109
RISK MANAGEMENT, INTERNAL CONTROL AND INTERNAL AUDIT	141
INDEPENDENT AUDITOR'S REPORT	155
CONSOLIDATED STATEMENT OF PROFIT OR LOSS AND OTHER COMPREHENSIVE INCOME	163
CONSOLIDATED STATEMENT OF FINANCIAL POSITION	165
CONSOLIDATED STATEMENT OF CHANGES IN EQUITY	167
CONSOLIDATED STATEMENT OF CASH FLOWS	169
NOTES TO THE CONSOLIDATED FINANCIAL STATEMENTS	171
UNAUDITED SUPPLEMENTARY FINANCIAL INFORMATION	298

Chairman's Statement



Liu Qing
Chairman of the Board of Directors

Chairman's Statement

As the first rays of sunlight in the new year illuminate the heavens, we bid farewell to the striving and enterprising year of 2025 and jointly welcome the year of 2026, a year brimming with both hope and challenges. First and foremost, we extend our heartfelt gratitude and best wishes to our valued customers and friends from all walks of life who have long cared for and supported the development of Gansu Bank!

Time bears witness to endeavor, etching every step of progress. The past year has been an extraordinary and remarkable chapter in the development history of Gansu Bank, a year in which we advanced under pressure and overcame difficulties through relentless effort.

This year, we kept our mission firmly in mind, and the leadership of Party building has become increasingly strong. We always adhered to high-quality development led by high-quality Party building, thoroughly studied and implemented Xi Jinping Thought on Socialism with Chinese Characteristics for a New Era, fully implemented the guiding principles of the Fourth Plenary Session of the 20th Central Committee of the Communist Party of China and the important speeches and instructions delivered by General Secretary Xi Jinping during his inspection of Gansu Province, earnestly carried out in-depth study and education on the guiding principles of the eight-point decision of the Central Committee, advanced the full and strict governance over the Party and strict governance over the Bank in a deep-going way, promoted the “Three Grasping and Three Promoting” campaign on a regular basis, deepened the integrated development of Party building and business operations, and fostered a sound atmosphere of working with dedication, pursuing entrepreneurship and maintaining integrity.

Over the past year, we have received great care, bolstering our confidence for development. The Provincial Party Committee and the Provincial Government have consistently shown concern for the development of Bank of Gansu and provided multiple directives regarding the Bank's work. This deeply affectionate expectation and warm, powerful care have granted us precious opportunities to solve difficult problems and shed burdens. We have earnestly implemented the spirit of the directives from the leaders of the Provincial Party Committee and Government, growing with gratitude and pressing forward with determination. Our development direction became increasingly clear, various resources continued to converge, and our room for growth expanded comprehensively. Our steps towards healthy and sustainable development have become ever more steadfast.

Over the past year, we have engaged in solid work, and our financial responsibility has become increasingly evident. Closely following national strategic deployments, we proactively integrated into the province's “Four Strengths” Action and the “Seven Regions, One Screen, One Channel” development layout. We translated the deployment requirements of the “Five Key Pillars of Finance” into concrete practices of deeply serving the real economy, continuously intensifying our efforts in this regard. From the roar of smart production lines in Lanzhou New Area to the rotation of wind turbines in the green fields of the Hexi Corridor, from the bustling activity of specialized cooperatives in the fields to the perseverance of individual businesses in the streets and alleys, the people of the Bank of Gansu, with the original aspiration of “finance for the people,” have taken root in the land of Gansu. We have sincerely empowered key areas and genuinely provided relief in weak links, writing a responsible chapter that resonates with and aligns with local development.

Chairman's Statement

Over the past year, we focused on strengthening our core capabilities, laying a more solid foundation for development. We took a coordinated approach to development and security, ensuring steady and sustained progress in our operations. United as one, all members of the Bank tackled challenges head-on and forged ahead with determination. We completed various work and tasks ahead of schedule, with key indicators such as the capital adequacy ratio continuing to improve and steadily strengthen. Asset quality remained stable and manageable, while our operational resilience and endogenous drivers were increasingly bolstered. Our core competitiveness was further demonstrated through concrete actions. This hard-won achievement not only enhances our capacity to serve the real economy but also lays a strong foundation for our continued efforts on the new journey ahead.

Mountains and seas may stretch far and wide, yet we press forward without rest; surging waves and treacherous passes may block our path, yet our resolve grows ever stronger. The year 2026 marks the beginning of the 15th Five-Year Plan, a period in which opportunities and challenges coexist, and hope and responsibility go hand in hand. Standing at the intersection of an era of transformation and the pursuit of institutional development, we will continue to be guided by Xi Jinping Thought on Socialism with Chinese Characteristics for a New Era, and earnestly study and implement the guiding principles of the 20th National Congress of the CPC and each plenary session of the 20th CPC Central Committee. In accordance with the deployments of the Central Economic Work Conference, the Ninth Plenary Session of the 14th CPC Provincial Committee, the Provincial Party Committee's Economic Work Conference, and the provincial "Two Sessions", we will adhere to the overarching principle of pursuing progress while ensuring stability and enhancing quality and efficiency, as well as the general requirements encapsulated in the "21-character guideline": strengthening Party building, reinforcing weak links, cementing the foundation, adjusting structure, preventing risks, improving efficiency and promoting development. We will firmly grasp the primary task of pursuing high-quality development, focusing on the goals of improving business management and prioritizing efficiency. We will enhance our "two capabilities" of customer management and team building, remain committed to our main business, improve governance, pursue differentiated development, and win the battles to defend interest rate spreads, take the initiative in risk management, and wage a protracted war to consolidate our foundation. We will make dedicated efforts in five major areas and forge a path of financial development with Chinese characteristics, striving to build the Bank of Gansu into an urban commercial bank that earns the trust of the provincial Party Committee and the provincial government, and satisfies shareholders, clients, and employees.

LIU QING

Chairman of the Board of Directors

Definitions

In this annual report, unless the context otherwise requires, the following terms shall have the meanings set out below:

“Articles of Association” or “Articles”	the articles of association of the Bank
“Baiyin City Commercial Bank”	the former Baiyin City Commercial Bank Co., Ltd. (白銀市商業銀行股份有限公司). In May 2011, 25 legal entities, all shareholders of Baiyin City Commercial Bank and all shareholders of Pingliang City Commercial Bank jointly promoted and incorporated the Bank
“Bank” or “our Bank”	Bank of Gansu Co., Ltd. (甘肅銀行股份有限公司), a joint stock company incorporated in Gansu Province, the PRC on November 18, 2011 with limited liability in accordance with PRC laws, and, if the context requires, includes its predecessors, subsidiaries, branches and sub-branches
“Banking Ordinance”	Banking Ordinance (Chapter 155 of the Laws of Hong Kong), as amended, supplemented or otherwise modified from time to time
“Board of Directors” or “Board”	the board of Directors of the Bank
“CBIRC”	China Banking and Insurance Regulatory Commission (中國銀行保險監督管理委員會), replaced by the NAFR in March 2023
“CBRC”	the former China Banking Regulatory Commission (中國銀行業監督管理委員會)
“Companies Ordinance”	the Companies Ordinance (Chapter 622 of the Laws of Hong Kong), as amended, supplemented or otherwise modified from time to time
“Corporate Governance Code”	Corporate Governance Code as set out in Appendix C1 to the Hong Kong Listing Rules
“CSRC”	the China Securities Regulatory Commission (中國證券監督管理委員會)
“Director(s)”	director(s) of the Bank
“Domestic Shares”	ordinary shares issued by the Bank, with a nominal value of RMB1.00 each, which are subscribed for in Renminbi or credited as paid

Definitions

“Gansu Electric Power Investment”	Gansu Province Electric Power Investment Group Co., Ltd. (甘肅省電力投資集團有限責任公司), a company incorporated in the PRC on July 16, 1990, and a wholly-owned subsidiary of Gansu State-owned Assets Investment. As of December 31, 2025 and up to the Latest Practicable Date, Gansu Electric Power Investment held approximately 4.21% equity interests in the Bank
“Gansu Highway Aviation Tourism”	Gansu Province Highway Aviation Tourism Investment Group Co., Ltd. (甘肅省公路航空旅遊投資集團有限公司), a company incorporated in the PRC on December 24, 1999. As of December 31, 2025 and up to the Latest Practicable Date, Gansu Highway Aviation Tourism held approximately 18.3% equity interests in the Bank. It is a substantial Shareholder and connected person of the Bank
“Gansu SASAC”	the State-owned Assets Supervision and Administration Commission of the Gansu Provincial Government (甘肅省人民政府國有資產監督管理委員會)
“Gansu State-owned Assets Investment”	Gansu Province State-owned Assets Investment Group Co., Ltd. (甘肅省國有資產投資集團有限公司), a company incorporated in the PRC on November 23, 2007, and 75.60% of its equity interest owned by Gansu SASAC and 16% of its equity interest owned by Jiuquan Iron & Steel and 8.40% of its equity interest owned by Department of Finance of Gansu Province. As of December 31, 2025 and up to the Latest Practicable Date, it directly held approximately 12.67% equity interests in the Bank, and indirectly held approximately 10.74% equity interests in the Bank through its subsidiaries, including Gansu Electric Power Investment and Jinchuan Group. It is a substantial Shareholder and connected person of the Bank
“GRC system”	the internal control, compliance and operational risk management system
“green finance”	economic activities supporting environmental improvements, climate change, conservation and high efficiency utilization of resources, including financial services for project investment, financing, operation and risk management in environmental protection, energy conservation, clean energy, green transportation and green architecture
“H Share(s)”	ordinary shares issued by the Bank in Hong Kong, with a nominal value of RMB1.00 each, which are subscribed for and traded in HK dollars and are listed and traded on the Hong Kong Stock Exchange
“HK\$”, “HKD” or “HK dollars”	Hong Kong dollars, the lawful currency of Hong Kong
“HKMA”	the Hong Kong Monetary Authority
“Hong Kong”	the Hong Kong Special Administrative Region of the PRC
“Hong Kong Listing Rules”	the Rules Governing the Listing of Securities on The Stock Exchange of Hong Kong Limited (《香港聯合交易所有限公司證券上市規則》), as amended, supplemented or otherwise modified from time to time

Definitions

“Hong Kong Stock Exchange”	The Stock Exchange of Hong Kong Limited
“IFRSs”	International Financial Reporting Standards, International Accounting Standards, amendments and the related interpretations issued by the International Accounting Standards Board
“independent third party”	a person or entity not considered a connected person or an associate of a connected person of the Bank under the Hong Kong Listing Rules
“Jinchuan Group”	Jinchuan Group Co., Ltd. (金川集團股份有限公司), a company incorporated in the PRC on September 28, 2001, of which Gansu State-owned Assets Investment is its largest shareholder, holding 54.24% of its equity interests. As of December 31, 2025 and up to the Latest Practicable Date, Jinchuan Group held approximately 6.53% equity interests in the Bank
“Jingning Chengji Rural Bank”	Pingliang Jingning Chengji Rural Bank Co., Ltd., a joint stock company with limited liability incorporated in the PRC on September 18, 2008 and a subsidiary of the Bank
“Jiuquan Iron & Steel”	Jiuquan Iron & Steel (Group) Co., Ltd. (酒泉鋼鐵(集團)有限責任公司), a company incorporated in the PRC on May 26, 1998, and 61.65% of its equity interest owned by Gansu SASAC, 31.52% of its equity interest owned by Gansu State-owned Assets Investment and 6.83% of its equity interest owned by Department of Finance of Gansu Province. As of December 31, 2025 and up to the Latest Practicable Date, Jiuquan Iron & Steel held approximately 6.53% equity interests in the Bank
“Latest Practicable Date”	March 27, 2026, the latest practicable date for ascertaining certain information in this annual report before its publication
“Listing”	the listing of H Shares of the Bank on the Hong Kong Stock Exchange
“Main Board”	the stock market (excluding the option market) operated by the Hong Kong Stock Exchange which is independent from and operated in parallel with the Growth Enterprise Market of the Hong Kong Stock Exchange
“NAFR”	the PRC National Administration of Financial Regulation, formerly known as China Banking and Insurance Regulatory Commission (中國銀行保險監督管理委員會)
“NAFR Gansu Office”	Gansu Office of the PRC National Administration of Financial Regulation, the former China Banking and Insurance Regulatory Commission Gansu Office
“non-standard credit assets”	credit assets that are not traded on the interbank markets or stock exchanges, which for the purpose of this annual report represent our investments in trust plans, asset management plans and wealth management products issued by other financial institutions
“NPL ratio” or “non-performing loan ratio”	the percentage ratio calculated by dividing non-performing loans by total loans
“NPLs” or “non-performing loans”	loans classified as substandard, doubtful and loss according to the five-category loan classification system of the Bank
“People’s Bank”	the People’s Bank of China (中國人民銀行), the central bank of the PRC

Definitions

“Pingliang City Commercial Bank”	the former Pingliang City Commercial Bank Co., Ltd. (平涼市商業銀行股份有限公司). In May 2011, 25 legal entities, all shareholders of Baiyin City Commercial Bank and all shareholders of Pingliang City Commercial Bank jointly promoted and incorporated the Bank
“PRC” or “China”	the People’s Republic of China, but for the purpose of this annual report only, referring to Chinese Mainland, i.e., excluding Hong Kong, Macau and Taiwan, unless otherwise specified in the context
“Commercial Banking Law”	the Commercial Banking Law of the PRC (《中華人民共和國商業銀行法》), which was promulgated by the 13th meeting of the Standing Committee of the 8th National People’s Congress on May 10, 1995 and became effective on July 1, 1995, as amended, supplemented or otherwise modified from time to time
“Company Law”	the Company Law of the PRC (《中華人民共和國公司法》), as amended and adopted by the Standing Committee of the 10th National People’s Congress on October 27, 2005 and became effective on January 1, 2006, as amended, supplemented or otherwise modified from time to time
“PRC GAAP”	the PRC Accounting Standards for Business Enterprises (中國企業會計準則) promulgated by the Ministry of Finance on February 15, 2006 and its supplementary regulations, as amended, supplemented or otherwise modified from time to time
“Securities Law”	the Securities Laws of the PRC (《中華人民共和國證券法》), as promulgated by the 6th meeting of the Standing Committee of the 9th National People’s Congress on December 29, 1998 and previously modified upon approval by the Standing Committee of the 13th National People’s Congress on December 28, 2019, as amended, supplemented or otherwise modified from time to time
“provincial urban commercial bank(s)”	local urban commercial bank(s), whose establishment was promoted by the provincial government
“related party(ies)”	has the meaning ascribed to it under the Administrative Measures for the Related Party Transactions of Banking and Insurance Institutions (《銀行保險機構關聯交易管理辦法》) promulgated by the CBIRC, the PRC GAAP and/or IFRSs
“related party transaction(s)”	has the meaning ascribed to it under the Administrative Measures for the Related Party Transactions of Banking and Insurance Institutions promulgated by the CBIRC, the PRC GAAP and/or IFRSs
“Reporting Period”	the year ended December 31, 2025 (from January 1, 2025 to December 31, 2025)
“RMB” or “Renminbi”	Renminbi, the lawful currency of the PRC

Definitions

“SFO”	the Securities and Futures Ordinance, Chapter 571 of the Laws of Hong Kong, as amended, supplemented or otherwise modified from time to time
“Shareholder(s)”	holder(s) of the Shares
“Shares”	ordinary shares in the share capital of the Bank with a nominal value of RMB1.00 each
“subsidiary(ies)”	has the meaning ascribed to it under Rule 1.01 of the Hong Kong Listing Rules
“treasury shares”	has the meaning ascribed to it under the Hong Kong Listing Rules
“three rurals”	rural areas, agriculture and farmers
“United States” or “U.S.”	the United States of America
“US\$”, “USD” or “U.S. dollar(s)”	U.S. dollars, the lawful currency of the United States of America
“we”, “us”, “our”, “Group” or “our Group”	the Bank and its subsidiary on a consolidated basis

In this annual report:

- *certain amounts and percentage figures included in this annual report have been subject to rounding adjustments. Accordingly, figures shown as totals in certain tables may not be an arithmetic aggregation of the figures preceding them.*
- *unless the context otherwise requires, the terms “associate(s)”, “close associate(s)”, “connected person(s)”, “connected transaction(s)”, “core connected person(s)” and “substantial shareholder(s)” have the meanings given to such terms in the Hong Kong Listing Rules.*
- *for the ease of reference, in this annual report, unless otherwise indicated, the terms “gross loans and advances to customers”, “loans” and “grant of loans” are used synonymously.*
- *if there is any inconsistency between the Chinese names of entities or enterprises established in the PRC and their English translations, the Chinese names shall prevail.*

Company Profile

1. BASIC INFORMATION OF THE BANK

Legal Name of the Company in Chinese	:	甘肅銀行股份有限公司
Legal Name of the Company in English	:	Bank of Gansu Co., Ltd.
Legal Representative	:	Liu Qing
Authorized Representatives	:	Liu Qing, Wong Wai Chiu
Secretary to the Board of Directors	:	Hao Jumei
Company Secretary	:	Wong Wai Chiu
Registered Address	:	525-1 Donggang West Road, Chengguan District, Lanzhou City, Gansu Province, the PRC
Principal Office Address	:	Bank of Gansu Tower, No. 525-1 Donggang West Road, Chengguan District, Lanzhou City, Gansu Province, the PRC
Customer Service Hotline	:	+86 400 86 96666
Telephone	:	+86 931 877 6027
Facsimile	:	+86 931 877 1877
Website of the Bank	:	www.gsbankchina.com
Principal Place of Business in Hong Kong	:	40/F, Dah Sing Financial Centre, 248 Queen's Road East, Wanchai, Hong Kong
H Share Information Disclosure Website	:	www.hkexnews.hk
Stock Listing Place, Stock Short Name and Stock Code	:	Hong Kong Stock Exchange, BANK OF GANSU, 2139
Domestic Shares trustee agency	:	China Securities Depository and Clearing Corporation Limited
H Share Registrar	:	Computershare Hong Kong Investor Services Limited
PRC Legal Adviser	:	Grandall Law Firm (Shanghai)
Hong Kong Legal Adviser	:	Jia Yuan Law Offices
Domestic Auditor	:	Shinewing Certified Public Accountants LLP
International Auditor	:	SHINEWING (HK) CPA Limited
Place of Inspection of the Annual Report	:	Office of the Board of the Bank

Company Profile

2. HISTORY OF THE BANK

In light of the lack of provincial city commercial banks in Gansu Province and in order to promote the economic development of Gansu Province, the People's Government of Gansu Province decided to establish a provincial city commercial bank by building on the foundations of Baiyin City Commercial Bank and Pingliang City Commercial Bank. Therefore, on May 30, 2011, 25 legal entities (including large and medium-sized SOEs in Gansu Province and private enterprises in and outside Gansu Province) and representatives of all shareholders of both Baiyin City Commercial Bank and Pingliang City Commercial Bank jointly entered into a promoters agreement in respect of Dunhuang Bank Co., Ltd. (敦煌銀行股份有限公司). Pursuant to the agreement, the 25 legal entities contributed cash and all shareholders of both Baiyin City Commercial Bank and Pingliang City Commercial Bank contributed the appraised net assets of Baiyin City Commercial Bank and Pingliang City Commercial Bank, respectively, to jointly incorporate Dunhuang Bank Co., Ltd.. On August 24, 2011, the General Office of the People's Government of Gansu Province approved the change to the name of the Bank to be incorporated from the former "Dunhuang Bank Co., Ltd." to "Bank of Gansu Co., Ltd.". On September 27, 2011, the former CBRC approved the establishment of the Bank. On November 18, 2011, the former CBRC Gansu Office approved the commencement of business of the Bank and the conversion of Baiyin City Commercial Bank, Pingliang City Commercial Bank and their branches and sub-branches into Baiyin Branch, Pingliang Branch and its sub-branches. On the same day, the Bank was granted the enterprise business license by the Administration for Industry and Commerce of Gansu Province and was formally incorporated under the Company Law. The Bank is a provincial city commercial bank in Gansu Province.

The Bank's H Shares have been listed on the Main Board of the Hong Kong Stock Exchange since January 18, 2018.

As the Bank was established in the PRC, the Bank's corporate structure and Articles of Association are subject to the relevant laws and regulations of the PRC. The Bank carries on banking business in the PRC under the supervision and management of the NAFR and the People's Bank. The Bank is not an authorized institution within the meaning of the Banking Ordinance, and is not subject to the supervision of the HKMA, nor authorized to carry on banking and/or deposit-taking business in Hong Kong.

3. AWARDS OF THE BANK IN 2025

Awards and Honors	Awarding Party/Media
2025 Digital Banking · Selected Brilliance - Mobile Banking Leapfrog Growth Pioneer Cases	China Financial Certification Authority (CFCA)
2025 Golden Mouse Award for Most Innovative Brand in Digital Marketing	2025 Golden Mouse International Digital Marketing Festival
2024 Financial Technology Development Award	People's Bank
The 3rd Lianhezhiping · Golden Toad Award in 2024-Pioneer Award for Financial Revenue (Institutional Award)	Lianhezhiping

Financial Highlights

FIVE-YEAR FINANCIAL DATA

(Expressed in millions of RMB, unless otherwise stated)	2025	2024	2023	2022	2021
Results of operations					
Interest income	11,836.0	12,978.1	13,900.6	13,788.6	13,676.2
Interest expense	(7,422.8)	(8,341.8)	(8,466.1)	(8,720.7)	(8,752.0)
Net interest income	4,413.2	4,636.3	5,434.5	5,067.9	4,924.2
Fee and commission income	490.3	434.4	424.0	464.0	392.4
Fee and commission expenses	(42.4)	(34.3)	(44.1)	(64.0)	(41.6)
Net fee and commission income	447.9	400.1	379.9	400.0	350.8
Net trading gains	344.4	828.9	629.0	762.1	953.1
Net gains arising from investment securities	189.6	41.2	116.6	51.9	192.1
Net exchange (losses)/gains	(18.9)	38.4	47.5	209.6	(148.5)
Other operating income, net	44.5	9.0	57.6	35.3	5.9
Operating income	5,420.7	5,953.9	6,665.1	6,526.8	6,277.6
Operating expenses	(2,355.6)	(2,376.6)	(2,388.8)	(2,337.9)	(2,289.0)
Impairment losses on assets, net of reversals	(2,630.7)	(3,101.6)	(3,707.0)	(3,618.4)	(3,438.3)
Operating profit	434.4	475.7	569.3	570.5	550.3
Share of result of an associate	(0.4)	0.0	0.2	(0.1)	0.1
Profit before tax	434.0	475.7	569.5	570.4	550.4
Income tax credit	156.9	109.0	77.1	33.9	22.9
Profit for the year	590.9	584.7	646.6	604.3	573.3
Profit for the year attributable to:					
– Owners of the Bank	588.1	582.3	644.5	601.4	570.7
– Non-controlling interests	2.8	2.4	2.1	2.9	2.6

Financial Highlights

(Expressed in millions of RMB, unless otherwise stated)	2025	2024	2023	2022	2021
Major indicators of assets/liabilities					
Total assets	435,895.9	414,707.6	388,588.7	377,202.5	358,504.6
Of which: total loans and advances to customers	229,618.7	231,414.3	222,871.6	214,272.4	201,353.8
Total liabilities	401,520.6	380,869.7	355,408.6	344,603.2	326,448.2
Of which: deposits from customers	337,473.7	321,379.3	295,556.2	279,039.2	263,233.4
Total equity	34,375.3	33,837.9	33,180.1	32,599.3	32,056.4
Per Share (RMB)					
Net assets per Share	2.28	2.25	2.20	2.16	2.13
Basic earnings per Share	0.04	0.04	0.04	0.04	0.04
Diluted earnings per Share	0.04	0.04	0.04	0.04	0.04
Profitability indicators (%)					
Return on assets ⁽¹⁾	0.14	0.15	0.17	0.16	0.16
Return on equity ⁽²⁾	1.73	1.74	1.97	1.87	1.81
Net interest spread ⁽³⁾	0.95	1.02	1.26	1.21	1.48
Net interest margin ⁽⁴⁾	1.09	1.18	1.48	1.45	1.65
Net fee and commission income to operating income ⁽⁵⁾	8.26	6.72	5.70	6.13	5.59
Cost-to-income ratio ⁽⁶⁾	41.60	38.20	34.29	34.26	34.52
Capital adequacy indicators (%)					
Core tier-one capital adequacy ratio ⁽⁷⁾	11.07	11.16	11.38	11.76	11.95
Tier-one capital adequacy ratio ⁽⁸⁾	12.07	11.16	11.38	11.76	11.95
Capital adequacy ratio ⁽⁹⁾	12.07	11.16	11.88	12.28	12.44
Shareholders' equity to total assets ratio	7.89	8.16	8.54	8.64	8.94
Assets quality indicators (%)					
Non-performing loan ratio	1.93	1.93	2.00	2.00	2.04
Provision coverage ratio ⁽¹⁰⁾	130.83	134.05	133.39	134.73	132.04
Provision to total loan ratio ⁽¹¹⁾⁽¹²⁾	2.53	2.59	2.66	2.64	2.70
Other indicator (%)					
Loan to deposit ratio ⁽¹³⁾	66.56	70.13	74.64	75.28	77.58

Financial Highlights

Notes:

- (1) Calculated by dividing the net profit for a year by the average balance of total assets at the beginning and the end of that year.
- (2) Calculated by dividing the net profit for a year by the average balance of total equity at the beginning and the end of that year.
- (3) Represents the difference between the average yield on total interest-earning assets and the average cost on total interest-bearing liabilities.
- (4) Calculated by dividing net interest income by average interest-earning assets.
- (5) Calculated by dividing net fee and commission income by operating income.
- (6) Calculated by dividing total operating expenses (net of business tax and surcharges) by operating income.
- (7) Core tier-one capital adequacy ratio = (core tier-one capital – corresponding capital deductions)/risk-weighted assets.
- (8) Tier-one capital adequacy ratio = (tier-one capital – corresponding capital deductions)/risk-weighted assets.
- (9) Capital adequacy ratio = (total capital – corresponding capital deductions)/risk-weighted assets.
- (10) Provision coverage ratio = provision for impairment losses on loans/total non-performing loans and advances.
- (11) Provision to total loan ratio = provision for impairment losses on loans/total loans and advances to customers.
- (12) In accordance with the relevant regulatory requirements, as a non-systematically important bank in China, the Bank's provision for total loan ratio shall follow the minimum standard of 2.5%.
- (13) Calculated by dividing total loans and advances to customers by total customer deposits. The loan to deposit ratio is no longer a regulatory ratio for PRC commercial banks under the amended Commercial Banking Law, which became effective on October 1, 2015.

Management Discussion and Analysis

ENVIRONMENT AND PROSPECT

The year 2025 marks the conclusion of the 14th Five-Year Plan period. Facing profound and complex changes both domestically and internationally, under the strong leadership of the Party Central Committee with Comrade Xi Jinping as its core, we adhered to the general principle of pursuing progress while ensuring stability, implemented proactive and effective macroeconomic policies, and continuously advanced the development of a unified national market. These efforts propelled the economy forward against headwinds, achieving innovative and high-quality growth. The economy operated smoothly throughout the year with steady progress, and the main goals and tasks for economic and social development were successfully accomplished. High-quality development was solidly advanced, new quality productive forces steadily developed, and China's economic, technological, and comprehensive national power continued to grow.

According to the preliminary calculation of the National Bureau of Statistics, China's GDP for the whole year amounted to RMB140,187.9 billion, up 5.4% year-on-year in the first quarter, 5.2% in the second quarter, 4.8% in the third quarter and 4.5% in the fourth quarter. In terms of industries, the added value of the primary, secondary and tertiary industries increased by 3.9%, 4.5% and 5.4% respectively compared to the previous year. First, industry registered steady growth with accelerated aggregation of new growth drivers. The added value of large-scale industries increased by 5.9%. Equipment manufacturing and high-tech manufacturing maintained leading growth rates, with their proportions continuing to rise, demonstrating notable progress in the transformation and upgrading of the manufacturing sector. Second, the service sector saw relatively rapid recovery, with robust support from modern service industries. The value added of the service industry grew by 5.4%, playing a prominent role as the main engine. Modern service industries such as information services, business services, and finance maintained relatively rapid growth. Third, consumption picked up steadily, with online retail and upgrading consumption showing vibrant performance. Retail sales of consumer goods grew by 3.7%. Online retail sales grew faster than overall retail sales, and sales of upgraded consumer goods continued to improve. Fourth, the investment structure improved, with manufacturing and high-tech industries leading in investment growth. Fixed asset investment grew steadily. Investment in manufacturing and high-tech industries grew significantly faster than overall investment, bolstering momentum for sustained development. Fifth, foreign trade registered steady growth, with continuous optimization of the trade structure. Imports and exports of goods maintained growth, with exports growing faster than imports. Private enterprises demonstrated increased vitality, and both the quality and efficiency of trade improved steadily.

In 2025, the People's Bank implemented a moderately accommodative monetary policy by increasing the intensity of counter-cyclical and cross-cyclical adjustments and continuously optimizing the combination of monetary policy tools, thereby actively promoting the sustained recovery and improvement of the economy and providing strong financial support for high-quality economic development. By the end of 2025, the balance of social financing in China stood at RMB442.12 trillion, a year-on-year increase of 8.3%. The annual increment in social financing reached RMB35.6 trillion, maintaining a historically high level and continuously strengthening support for the real economy. The credit structure continued to improve, with enhanced support for key areas and weak links. By the end of 2025, medium-and long-term loans to the manufacturing sector increased by 8.4% year-on-year, loans to specialized, refined, distinctive and innovative enterprises grew by 14.1% year-on-year, inclusive small and micro loans rose by 11.1% year-on-year, agriculture-related loans increased by 6.5% year-on-year, and green loans surged by 20.2% year-on-year. The growth rates of loans in several key areas significantly exceeded the average growth rate of all loans during the same period. Financing costs continued to remain at low levels. In December 2025, the weighted average interest rate on newly issued corporate loans was approximately 3.1%, a decrease of 33 basis points compared to the same period last year. The interest rate on individual housing loans was approximately 3.1%, down 1 basis point year-on-year, both at historically low levels.

Management Discussion and Analysis

Gansu Province, where the Bank is domiciled, adheres to Xi Jinping Thought on Socialism with Chinese Characteristics for a New Era as its guiding ideology. It fully implements the spirit of the 20th National Congress of the Communist Party of China and all plenary sessions of the 20th Central Committee, thoroughly acts on the important speeches and instructions delivered by General Secretary Xi Jinping during his inspection tours of Gansu, upholds the general working guideline of seeking progress while maintaining stability, and fully, accurately and comprehensively applies the new development philosophy. The province is vigorously advancing the “Four Strengths” Initiative, refining and deepening the “Five Quantities” efforts, and concentrating forces to win the “Six Battles”, with its economic operation maintaining steady progress while improving in quality. In 2025, the regional gross domestic product (GDP) reached RMB1,369.75 billion, registering a year-on-year growth of 5.8% – 0.8 percentage point higher than the national average – ranking among the top tier nationwide for 16 consecutive quarters. All three industries achieved stable and relatively rapid growth, with industry playing a prominent supporting role. The incomes of both urban and rural residents rose steadily, with their growth rates ranking among the forefront of the country, and the momentum of high-quality development across the province continued to strengthen.

As the opening year of the 15th Five-Year Plan, 2026 embraces multiple favorable policies. The moderately accommodative monetary policy continues to exert its effects, while structural tools are expected to deliver precise support and targeted incentives. A package of policies for stabilizing growth, expanding domestic demand and promoting transformation has taken solid effect, and there remains room for further strengthening incremental policies. These will provide strong support for driving the sustained recovery of domestic demand, resolving risks in an orderly manner and steadily restoring market confidence, thereby creating a stable and favorable macro environment for the high-quality development of the banking industry. Against this backdrop, the banking sector will stay true to its original mission of serving the real economy, coordinate the cultivation of new-quality productive forces with the implementation of the “Five Major Areas”, and while achieving reasonable growth in total credit volume, continue to strengthen comprehensive risk management, consolidate the foundation for profitability and capital strength, and promote continuous improvement in the quality and efficiency of its own operation and development.

DEVELOPMENT STRATEGY

The Bank is committed to building itself into a “listed urban commercial bank with high-quality development and a comprehensive financial service provider of the first choice in the region”, with value creation as its core mission and high quality development as its core objective, to achieve balanced development in terms of scale, profitability, risk and capital.

To achieve the aforesaid goals, the Bank plans to: (i) build government financial business into a cornerstone business for high-quality development, realize transformation and development of traditional businesses such as retail and corporate, and turn emerging businesses such as special asset operation into profit growth points; (ii) continuously improve its risk and internal control and compliance capabilities, assets and liabilities management capabilities, omni-channel management capability, digitalization and other core capabilities; (iii) strengthen risk management and control and improve asset quality; (iv) promote the transformation of light capital and optimize the revenue structure; (v) give play to the advantages of provincial urban commercial banks and take the path of characteristics; (vi) strengthen customer management and enhance profit contribution; (vii) enrich the product system effectively and enhance market competitiveness; and (viii) optimize the structure of the talent team to empower high-quality development.

Management Discussion and Analysis

OVERALL BUSINESS REVIEW

The Bank recorded a total operating income of RMB5,420.7 million in 2025, representing a decrease of 9.0% as compared to RMB5,953.9 million in 2024. The Bank's net profit increased by 1.1% from RMB584.7 million in 2024 to RMB590.9 million in 2025. The main reason for the increase in the Bank's net profit: In 2025, the Bank adhered to serving the real economy and increased the investment of credit assets, and at the same time actively optimized the structure of assets and liabilities and reduced the costs of debts by implementing austerity measures, thus promoting the reduction of operating expenses of the Bank.

As at December 31, 2025, the Bank's total assets amounted to RMB435,895.9 million, representing a year-on-year increase of 5.1%; total loans and advances to customers (including interest accrued) amounted to RMB229,618.7 million, representing a year-on-year decrease of 0.8%; the non-performing loan ratio was 1.93%, remaining stable as compared with the end of 2024, mainly because the Bank strengthened its efforts in disposal of non-performing assets, and optimized credit management policies, which further consolidated the foundation of risk management and kept the quality of assets relatively stable; total deposits from customers (including interest accrued) amounted to RMB337,473.7 million, representing a year-on-year increase of 5.0%.

(a) Analysis of the Consolidated Statements of Profit or Loss

	Year ended December 31,			
	2025	2024	Increase or decrease	Percentage change (%)
	<i>(Expressed in millions of RMB, unless otherwise stated)</i>			
Interest income	11,836.0	12,978.1	(1,142.1)	(8.8)
Interest expense	(7,422.8)	(8,341.8)	919.0	(11.0)
Net interest income	4,413.2	4,636.3	(223.1)	(4.8)
Fee and commission income	490.3	434.4	55.9	12.9
Fee and commission expenses	(42.4)	(34.3)	(8.1)	23.6
Net fee and commission income	447.9	400.1	47.8	11.9
Net trading gains	344.4	828.9	(484.5)	(58.5)
Net gains arising from investment securities	189.6	41.2	148.4	360.2
Net exchange (losses)/gains	(18.9)	38.4	(57.3)	(149.2)
Other operating income, net	44.5	9.0	35.5	394.4
Operating income	5,420.7	5,953.9	(533.2)	(9.0)
Operating expenses	(2,355.6)	(2,376.6)	21.0	(0.9)
Impairment losses on assets, net of reversals	(2,630.7)	(3,101.6)	470.9	(15.2)
Operating profit	434.4	475.7	(41.3)	(8.7)
Share of result of an associate	(0.4)	0.0	(0.4)	
Profit before tax	434.0	475.7	(41.7)	(8.8)
Income tax credit	156.9	109.0	47.9	43.9
Profit for the year	590.9	584.7	6.2	1.1
Profit for the year attributable to:				
– Owners of the Bank	588.1	582.3	5.8	1.0
– Non-controlling interests	2.8	2.4	0.4	16.7

Management Discussion and Analysis

Net interest income

The net interest income was the largest component of the Bank's operating income, accounting for 77.9% and 81.4% of the operating income in 2024 and 2025, respectively. Such increase in the percentage for 2025 was mainly attributable to the fact that the Bank focused on its main business, adhered to serving the real economy and increased the investment of credit assets.

	Year ended December 31,			
	2025	2024	Increase or decrease	Percentage change (%)
	<i>(Expressed in millions of RMB, unless otherwise stated)</i>			
Interest income	11,836.0	12,978.1	(1,142.1)	(8.8)
Interest expense	(7,422.8)	(8,341.8)	919.0	(11.0)
Net interest income	4,413.2	4,636.3	(223.1)	(4.8)

The table below sets forth the average balances of interest-earning assets and interest-bearing liabilities, the related interest income or expenses and the average yield of related assets or average cost of related liabilities of the Bank for the periods indicated.

	Year ended December 31, 2025			Year ended December 31, 2024		
	Average Balance ⁽¹⁾	Interest income	Average yield ⁽²⁾ (%)	Average Balance ⁽¹⁾	Interest income	Average yield ⁽²⁾ (%)
	<i>(Expressed in millions of RMB, unless otherwise stated)</i>					
Interest-earning assets						
Loans and advances to customers	229,246.0	8,556.9	3.73	225,175.2	9,271.2	4.12
Investment securities and other financial assets ⁽³⁾	141,527.0	2,687.6	1.90	132,930.1	3,124.4	2.35
Deposits with banks	2,278.5	48.5	2.13	1,875.5	23.8	1.27
Financial assets held under resale agreements and placements with other financial institutions	21,627.8	365.6	1.69	17,989.5	337.2	1.87
Deposits with the central bank ⁽⁴⁾	19,491.5	278.7	1.43	18,178.9	259.9	1.43
Total interest-earning assets	414,170.8	11,937.3	2.88	396,149.2	13,016.5	3.29

Management Discussion and Analysis

	Year ended December 31, 2025			Year ended December 31, 2024		
	Average Balance ⁽¹⁾	Interest expense	Average cost ratio ⁽²⁾ (%)	Average Balance ⁽¹⁾	Interest expense	Average cost ratio ⁽²⁾ (%)
<i>(Expressed in millions of RMB, unless otherwise stated)</i>						
Interest-bearing liabilities						
Deposits from customers	321,833.9	6,158.4	1.91	304,466.4	6,854.9	2.25
Financial assets sold under repurchase agreements and placements from banks and other financial institutions	9,368.3	151.4	1.62	5,479.9	122.3	2.23
Debt securities issued ⁽³⁾	32,981.4	622.3	1.89	28,354.6	669.1	2.36
Deposits from banks and other financial institutions	12,345.2	337.1	2.73	21,625.7	554.6	2.56
Borrowings from the central bank	8,519.4	145.4	1.71	7,432.3	129.8	1.75
Lease liabilities	271.4	8.2	3.02	235.9	11.1	4.71
Total interest-bearing liabilities	385,319.6	7,422.8	1.93	367,594.8	8,341.8	2.27
Net interest income		4,514.5			4,674.7	
Net interest spread⁽⁶⁾			0.95			1.02
Net interest margin⁽⁷⁾			1.09			1.18

Notes:

- (1) The daily average balances of interest-earning assets and interest-bearing liabilities are derived from the unaudited management accounts of the Bank.
- (2) Calculated by dividing interest income/expense by average balance.
- (3) Primarily includes interest income from debt investments and others; the main difference against interest income is that such item includes interest income from financial assets at fair value through profit or loss classified into net trading gains.
- (4) Primarily includes statutory deposit reserves, surplus deposit reserves and fiscal deposit reserves.
- (5) Primarily includes interbank certificates of deposit and tier 2 capital bonds.
- (6) Calculated based on the difference between the average yield of total interest-earning assets and the average cost of total interest-bearing liabilities.
- (7) Calculated by dividing net interest income by the daily average balance of interest-earning assets.

Management Discussion and Analysis

The table below sets forth the changes in interest income and interest expense attributable to changes in amount and interest rate for the periods indicated. Changes in amount are measured by changes in average balances, and changes in interest rate are measured by changes in average interest rates. Changes caused by both amount and interest rate have been allocated to changes in amount.

	Year ended December 31, 2025 vs 2024 increase/(decrease) due to		
	Amount ⁽¹⁾	Rate ⁽²⁾	Net increase/ (decrease) ⁽³⁾
	<i>(Expressed in millions of RMB, unless otherwise stated)</i>		
Interest-earning assets			
Loans and advances to customers	151.8	(878.2)	(714.3)
Investment securities and other financial assets	163.3	(598.2)	(436.8)
Deposits with banks	8.6	16.1	24.7
Financial assets held under resale agreements and placements with other financial institutions	61.5	(32.4)	28.4
Deposits with the central bank	18.8	0.0	18.8
Change in interest income	519.0	(1,624.2)	(1,079.2)
Interest-bearing liabilities			
Deposits from customers	331.7	(1,035.2)	(696.5)
Financial assets sold under repurchase agreements and placements from banks and other financial institutions	63.0	(33.4)	29.1
Debt securities issued	87.4	(133.3)	(46.8)
Deposits from banks and other financial institutions	(253.4)	36.8	(217.5)
Borrowings from the central bank	18.6	(3.0)	15.6
Lease liabilities	1.1	(4.0)	(2.9)
Change in interest expense	248.4	(1,249.8)	(919.0)
Change in net interest income	270.6	(374.4)	(160.2)

Notes:

- (1) Represents the average balance for the year minus the average balance for the previous year, multiplied by the average yield/cost for the year.
- (2) Represents the average yield/cost for the year minus the average yield/cost for the previous year, multiplied by the average balance for the previous year.
- (3) Represents interest income/expense for the year minus interest income/expense for the previous year.

Management Discussion and Analysis

(i) Interest income

The table below sets forth the principal components of interest income of the Bank for the periods indicated.

	Year ended December 31,			
	2025		2024	
	Amount	% of total (%)	Amount	% of total (%)
	<i>(Expressed in millions of RMB, unless otherwise stated)</i>			
Loans and advances to customers	8,556.9	71.7	9,271.2	71.2
Investment securities and other financial assets ⁽¹⁾	2,687.6	22.5	3,124.4	24.0
Deposits with banks	48.5	0.4	23.8	0.2
Financial assets held under resale agreements and placements with other financial institutions	365.6	3.1	337.2	2.6
Deposits with the central bank	278.7	2.3	259.9	2.0
Total	11,937.3	100.0	13,016.5	100.0

Note:

- (1) The main difference against interest income is that such item includes interest income from financial assets at fair value through profit or loss, which is classified into net trading gains.

Interest income decreased by 8.3% from RMB13,016.5 million in 2024 to RMB11,937.3 million in 2025, primarily due to the impact of the downward trend in market interest rates, which led to a year-on-year decline in interest income; the average daily balance of interest-earning assets increased by 4.5% from RMB396,149.2 million in 2024 to RMB414,170.8 million in 2025; and the average yield of interest-earning assets decreased from 3.29% in 2024 to 2.88% in 2025, which was primarily due to the impact of downward trend of market interest rates.

Interest income from loans and advances to customers

Interest income from loans and advances to customers represented 71.2% and 71.7% of total interest income in 2024 and 2025, respectively. The table below sets forth the average balance, interest income and average yield of loans and advances to customers of the Bank by product for the periods indicated.

	Year ended December 31,					
	Average Balance ⁽¹⁾	2025		2024		Average yield (%)
Interest income		Average yield (%)	Average Balance ⁽¹⁾	Interest income	Average yield (%)	
	<i>(Expressed in millions of RMB, unless otherwise stated)</i>					
Corporate loans	153,952.4	6,325.8	4.11	149,518.4	6,578.7	4.40
Retail loans	54,845.9	2,027.4	3.70	51,851.0	2,355.9	4.54
Discounted bills	20,447.7	203.7	1.00	23,805.8	336.6	1.41
Total loans and advances to customers	229,246.0	8,556.9	3.73	225,175.2	9,271.2	4.12

Note:

- (1) Represents the average of daily balances, extracted from the unaudited management accounts of the Bank.

Management Discussion and Analysis

Interest income from investment securities and other financial assets

Interest income from investment securities and other financial assets decreased by 14.0% from RMB3,124.4 million in 2024 to RMB2,687.6 million in 2025, primarily because the average yield of investment securities and other financial assets decreased from 2.35% in 2024 to 1.90% in 2025, mainly due to the impact of the downward trend in market interest rates. The average balance of investment securities and other financial assets increased by 6.5% from RMB132,930.1 million in 2024 to RMB141,527.0 million in 2025, mainly due to the addition of standardized investment assets during the year.

Interest income from deposits with banks

Interest income from deposits with banks increased by 103.8% from RMB23.8 million in 2024 to RMB48.5 million in 2025, primarily because the average yield of deposits with banks increased from 1.27% in 2024 to 2.13% in 2025. Such increase in the average yield was mainly due to the Bank's continuous optimization of its interbank asset allocation strategy. The average balance of deposits with banks increased by 21.5% from RMB1,875.5 million in 2024 to RMB2,278.5 million in 2025, mainly due to the Bank's proactive adjustment of asset allocation structure.

Interest income from financial assets held under resale agreements and placements with other financial institutions

Interest income from financial assets held under resale agreements and placements with other financial institutions increased by 8.4% from RMB337.2 million in 2024 to RMB365.6 million in 2025, which was primarily because the average balance of financial assets held under resale agreements and placements with other financial institutions increased by 20.2% from RMB17,989.5 million in 2024 to RMB21,627.8 million in 2025, which was mainly due to the Bank's proactive adjustment of asset allocation structure. The average yield of financial assets held under resale agreements and placements with other financial institutions decreased from 1.87% in 2024 to 1.69% in 2025. Such decrease in average yield was primarily due to the impact of the downward trend in market interest rates.

Interest income from deposits with the central bank

Interest income from deposits with the central bank increased by 7.2% from RMB259.9 million in 2024 to RMB278.7 million in 2025, primarily due to a 7.2% increase in the average balance of deposits with the central bank from RMB18,178.9 million in 2024 to RMB19,491.5 million in 2025. The increase in average balance was mainly due to the increase in deposit reserves and central bank reserves.

Management Discussion and Analysis

(ii) Interest expense

The table below sets forth the principal components of interest expense of the Bank for the periods indicated.

	Year ended December 31,		Year ended December 31,	
	2025	2024	2025	2024
	Amount	% of total (%)	Amount	% of total (%)
	<i>(Expressed in millions of RMB, unless otherwise stated)</i>			
Deposits from customers	6,158.4	83.0	6,854.9	82.2
Financial assets sold under repurchase agreements and placements from banks and other financial institutions	151.4	2.0	122.3	1.5
Debt securities issued	622.3	8.4	669.1	8.0
Deposits from banks and other financial institutions	337.1	4.5	554.6	6.6
Borrowings from the central bank	145.4	2.0	129.8	1.6
Lease liabilities	8.2	0.1	11.1	0.1
Total	7,422.8	100.0	8,341.8	100.0

Interest expense decreased by 11.0% from RMB8,341.8 million in 2024 to RMB7,422.8 million in 2025, primarily due to a decrease in the average cost of interest-bearing liabilities from 2.27% in 2024 to 1.93% in 2025. The decrease in the average cost ratio of interest-bearing liabilities was mainly due to the decrease in market interest rates and the Bank's proactive efforts to reduce the cost of debt. The average balance of interest-bearing liabilities increased by 4.8% from RMB367,594.8 million in 2024 to RMB385,319.6 million in 2025, primarily due to the steady growth in customer deposits as a result of the Bank's intensified efforts in marketing customer deposits.

(A) Interest expense on deposits from customers

Interest expense on deposits from customers decreased by 10.2% from RMB6,854.9 million in 2024 to RMB6,158.4 million in 2025, primarily due to the decrease in the average cost ratio of customer deposits from 2.25% in 2024 to 1.91% in 2025. The decreased average cost ratio was due to the lower market interest rates and the Bank's proactive efforts to reduce the cost of deposits; the average balance of customer deposits increased by 5.7% from RMB304,466.4 million in 2024 to RMB321,833.9 million in 2025. The increase in the average balance of customer deposits was mainly due to the fact that the Bank increased its marketing efforts to effectively increase the scale of customer deposits.

(B) Interest expense on financial assets sold under repurchase agreements and placements from banks and other financial institutions

Interest expense on financial assets sold under repurchase agreements and placements from banks and other financial institutions increased by 23.8% from RMB122.3 million in 2024 to RMB151.4 million in 2025, primarily because the average balance of financial assets sold under repurchase agreements and placements from banks and other financial institutions increased by 71.0% from RMB5,479.9 million in 2024 to RMB9,368.3 million in 2025, and the increase in the average balance was mainly due to the Bank's proactive optimization of its liability allocation structure. The average cost rate of financial assets sold under repurchase agreements and placements from banks and other financial institutions decreased from 2.23% in 2024 to 1.62% in 2025 due to lower market interest rates.

Management Discussion and Analysis

(C) Interest expense on debt securities issued

Interest expense on debt securities issued decreased by 7.0% from RMB669.1 million in 2024 to RMB622.3 million in 2025, primarily due to average cost rate of debt securities issued decreased from 2.36% in 2024 to 1.89% in 2025, which in turn was mainly due to the decline in market interest rates. Average balance increased by 16.3% from RMB28,354.6 million in 2024 to RMB32,981.4 million in 2025, and the increase in the average balance was mainly due to the Bank's proactive optimization of its liability allocation structure.

(D) Interest expense on deposits from banks and other financial institutions

Interest expense on deposits from banks and other financial institutions decreased by 39.2% from RMB554.6 million in 2024 to RMB337.1 million in 2025, primarily because the average balance of deposits from banks and other financial institutions decreased by 42.9% from RMB21,625.7 million in 2024 to RMB12,345.2 million in 2025. Such decrease in the average balance was primarily due to the decrease in the funds raised through deposits from banks and other financial institutions resulting from the adjustment of debt structure by the Bank. The average cost ratio of deposits from banks and other financial institutions increased from 2.56% to 2.73%, which in turn was mainly due to the rise in interbank market interest rates.

(E) Interest expense on borrowings from the central bank

Interest expense on borrowings from the central bank increased by 12.0% from RMB129.8 million in 2024 to RMB145.4 million in 2025, primarily because the average balance of borrowings from the central bank increased by 14.6% from RMB7,432.3 million in 2024 to RMB8,519.4 million in 2025. Such increase in the average balance was primarily due to an increase in rediscounting operations. The average cost ratio of borrowings from the central bank decreased from 1.75% to 1.71%, which in turn was mainly due to the decline in market interest rates.

(iii) Net interest spread and net interest margin

Net interest spread decreased from 1.02% in 2024 to 0.95% in 2025, firstly due to a decrease in average yield of total interest-earning assets from 3.29% to 2.88%, which in turn was primarily due to: firstly the decline in market interest rates, and (ii) a decrease in the average rate of return of the standardized securities business affected by market interest rate prices; secondly, the decrease in the average cost ratio of interest-bearing liabilities from 2.27% to 1.93%, which in turn was mainly due to the Bank's proactive efforts to reduce the cost of liabilities; and thirdly the larger decrease in the average yield of interest-earning assets than the decrease in the average cost ratio of interest-bearing liabilities. The combination of the aforesaid reasons resulted in the decrease of 0.07 percentage point in net interest spread.

Net interest margin fell from 1.18% in 2024 to 1.09% in 2025, primarily due to the year-on-year decrease in net interest income as a result of the impact of the downward trend in market interest rates despite the fact that the average daily balance of the Bank's interest-earning assets increased steadily due to the Bank's proactive adjustment of its asset structure and increased support for the real economy.

Management Discussion and Analysis

(iv) Non-interest income

(A) Net fee and commission income

	Year ended December 31,			
	2025	2024	Increase or decrease	Percentage change (%)
	<i>(Expressed in millions of RMB, unless otherwise stated)</i>			
Fee and commission income				
Wealth management service fees	136.7	116.4	20.3	17.4
Agency service fees	56.4	51.3	5.1	9.9
Settlement and clearing fees	148.3	148.0	0.3	0.2
Bank acceptance bill service fees	18.3	16.5	1.8	10.9
Letters of guarantee fees	99.8	73.3	26.5	36.2
Others ⁽¹⁾	30.8	28.8	2.0	6.9
Subtotal	490.3	434.3	56.0	12.9
Fee and commission expenses	(42.4)	(34.3)	(8.1)	23.6
Net fee and commission income	447.9	400.0	47.9	12.0

Note:

(1) Primarily include guarantee fees and advisory service income.

Net fee and commission income increased by 12% from RMB400.0 million in 2024 to RMB447.9 million in 2025, primarily due to the Bank's increased marketing efforts in wealth management business and factoring business, which has led to an increase in fee income from wealth management services and factoring services.

(B) Net trading gains

Net trading gains primarily included gains from disposal of financial assets and interest income from financial assets held for trading for the period. We had net trading gains of RMB828.9 million in 2024, and net trading gains of RMB344.4 million in 2025.

Management Discussion and Analysis

(C) *Net gains arising from investment securities*

The net gains arising from investment securities and other financial assets included net gains from selling investment securities and other financial assets and revaluation gains arising from the reclassification of other comprehensive income to gains or losses upon the disposal of assets. The net gains arising from investment securities and other financial assets of the Bank amounted to RMB41.2 million in 2024. The net gains arising from investment securities and other financial assets of the Bank amounted to RMB189.6 million in 2025.

(D) *Net exchange gains*

Net exchange gains mainly included net gains arising out of foreign exchange settlement and translation of foreign exchange investment assets. We had net exchange gains of RMB38.4 million in 2024 and net exchange losses of RMB18.9 million in 2025, primarily due to the fluctuation of foreign exchange rate.

(E) *Other operating income, net*

Other operating income mainly included government subsidies, net income from the short-term leasing of fixed assets and assets disposal and others. Other operating income of the Bank was RMB9.0 million in 2024. In 2025, other operating income of the Bank was RMB44.5 million, mainly representing the rental and other business income received during the period.

(v) **Operating expenses**

Operating expenses decreased by 0.9% from RMB2,376.6 million in 2024 to RMB2,355.6 million in 2025, primarily due to the decrease in premises and equipment expenses as well as business tax and surcharge.

The table below sets forth the principal components of operating expenses of the Bank for the periods indicated.

	Year ended December 31,			
	2025	2024	Increase or decrease	Percentage change (%)
	<i>(Expressed in millions of RMB, unless otherwise stated)</i>			
Staff costs	1,270.0	1,269.9	0.1	0.0
Premises and equipment expenses	404.4	426.7	(22.3)	(5.2)
General management and administrative expenses	580.5	578.0	2.5	0.4
Business tax and surcharge	100.7	102.0	(1.3)	(1.3)
Total	2,355.6	2,376.6	(21.0)	(0.9)
Cost-to-income ratio ⁽¹⁾ (%)	41.60	38.20	3.4	8.9

Note:

(1) Calculated by dividing total operating expenses (net of business tax and surcharge) by total operating income.

Management Discussion and Analysis

(A) Staff costs

The table below sets forth the components of staff costs for the periods indicated.

	Year ended December 31,			
	2025	2024	Increase or decrease	Percentage change (%)
	<i>(Expressed in millions of RMB, unless otherwise stated)</i>			
Salaries and bonuses	869.7	878.4	(8.7)	(1.0)
Social insurance	247.7	238.6	9.1	3.8
Housing allowances	89.4	92.0	(2.6)	(2.8)
Staff welfares	41.5	38.3	3.2	8.4
Labour union and staff education expenses	15.3	15.9	(0.6)	(3.8)
Others	6.4	6.7	(0.3)	(4.5)
Total staff costs	1,270.0	1,269.9	0.1	0.0

Staff costs increased by 0.01% from RMB1,269.9 million in 2024 to RMB1,270.0 million in 2025, representing a slight increase.

(B) Premises and equipment expenses

Premises and equipment expenses decreased by 5.2% from RMB426.7 million in 2024 to RMB404.4 million in 2025, mainly due to the fact that the Bank strictly controlled and reduced its premises and equipment expenses.

(C) General management and administrative expenses

General management and administrative expenses primarily included business promotion fees, administrative fees, transportation fees and repair expenses. General management and administrative expenses increased by 0.4% from RMB578.0 million in 2024 to RMB580.5 million in 2025, representing a slight increase.

(D) Business tax and surcharges

The Bank pays taxes on interest income from loans, fee and commission income and securities trading gains. Business tax and surcharges of the Bank decreased by 1.3% from RMB102.0 million in 2024 to RMB100.7 million in 2025.

Management Discussion and Analysis

(vi) Impairment losses on credit/assets

The table below sets forth the principal components of impairment losses on credit/assets for the periods indicated.

	Year ended December 31,			
	2025	2024	Increase or decrease	Percentage change (%)
	<i>(Expressed in millions of RMB, unless otherwise stated)</i>			
Loans and advances to customers	2,366.5	2,019.5	347.0	17.2
Investment assets	172.6	967.9	(795.3)	(82.2)
Other assets	102.6	134.7	(32.1)	(23.8)
Acceptance bills, letters of guarantees and unused credit card commitments	(11.4)	(20.5)	9.1	(44.4)
Total impairment losses on credit/assets	2,630.3	3,101.6	(471.3)	(15.2)

Impairment losses on credit/assets decreased by 15.2% from RMB3,101.6 million in 2024 to RMB2,630.3 million in 2025, mainly due to the Bank's increased disposal of non-performing assets and the decrease in the provision for credit/asset impairment losses.

Credit impairment losses on loans and advances to customers increased by 17.2% from RMB2,019.5 million in 2024 to RMB2,366.5 million in 2025, which was mainly due to the increase in the provision for credit/asset impairment losses in response to macroeconomic uncertainty.

Credit impairment losses of investment assets decreased by 82.2% from RMB967.9 million of provision in 2024 to RMB172.6 million of provision in 2025, mainly due to the Bank's increased disposal of investment assets and the decrease in the provision for credit/asset impairment losses of investment assets.

(vii) Income tax credit

Income tax credit was RMB109.0 million in 2024 and the income tax credit was RMB156.9 million in 2025. The income tax credit was mainly due to the provision for asset impairment losses, and the write-off of non-performing assets, resulting in the temporary differences of deductible losses, as well as the greater deferred income tax expenses recognized than the current income tax expenses.

Management Discussion and Analysis

(b) Analysis of the Consolidated Statement of Financial Position

(i) Assets

As of December 31, 2025 and 2024, the total assets of the Bank were RMB435,895.9 million and RMB414,707.6 million, respectively. Major components of total assets include (i) loans and advances to customers; (ii) investment securities and other financial assets; (iii) deposits with banks and placements with other financial institutions; (iv) cash and deposits with the central bank; and (v) financial assets held under resale agreements. The table below sets forth the components of total assets as of the dates indicated.

	As of December 31, 2025		As of December 31, 2024	
	Amount	% of total (%)	Amount	% of total (%)
<i>(Expressed in millions of RMB, unless otherwise stated)</i>				
Assets				
Loans and advances to customers, gross	229,618.7	52.7	231,414.3	55.8
Provision for impairment losses	(5,656.0)	(1.3)	(5,818.7)	(1.4)
Net loans and advances to customers	223,962.7	51.4	225,595.6	54.4
Investment securities and other financial assets ⁽¹⁾	145,773.5	33.4	137,451.3	33.1
Deposits with banks and placements with other financial institutions	15,094.0	3.5	6,030.5	1.5
Cash and deposits with the central bank	26,296.9	6.0	23,171.6	5.6
Financial assets held under resale agreements	2,604.4	0.6	8,989.2	2.2
Other assets ⁽²⁾	22,164.4	5.1	13,469.4	3.2
Total assets	435,895.9	100.0	414,707.6	100.0

Notes:

- (1) Including financial assets at fair value through profit or loss, financial assets at fair value through other comprehensive income, and financial assets at amortized cost.
- (2) Primarily consist of property and equipment, deferred tax assets, interests receivable, interests in an associate and right-of-use assets.

Management Discussion and Analysis

(A) Loans and advances to customers

As of December 31, 2025, the total loans and advances to customers (including interest accrued) of the Bank were RMB229,618.7 million, representing a decrease of 0.8% as compared to the end of 2024. Total loans and advances to customers accounted for 52.7% of the total assets of the Bank, representing a decrease of 3.1 percentage points as compared to the end of 2024.

The table below sets forth loans and advances to customers by product as of the dates indicated.

	As of December 31, 2025		As of December 31, 2024	
	Amount	% of total (%)	Amount	% of total (%)
	<i>(Expressed in millions of RMB, unless otherwise stated)</i>			
Corporate loans	149,942.3	65.4	154,092.7	66.6
Retail loans	54,066.1	23.5	53,815.9	23.3
Discounted bills	19,537.9	8.5	16,950.9	7.3
Accrued interest	6,072.4	2.6	6,554.8	2.8
Total loans and advances to customers	229,618.7	100.0	231,414.3	100.0

Loans and advances to customers are the largest component of total assets. The Bank offers a variety of loan products, substantially all of which are denominated in Renminbi. Loans and advances to customers, net of provisions for impairment losses, represented 51.4% and 54.4% of total assets as of December 31, 2025 and 2024, respectively.

The Bank's corporate loans decreased by 2.7% from RMB154,092.7 million as of December 31, 2024 to RMB149,942.3 million as of December 31, 2025. The decrease in corporate loans was primarily due to the Bank's proactive adjustment to asset structure.

The Bank's retail loans mainly comprise personal business loans, personal consumption loans and residential and commercial mortgage loans. The Bank's retail loans increased by 0.5% from RMB53,815.9 million as of December 31, 2024 to RMB54,066.1 million as of December 31, 2025, primarily due to (i) the increased efforts of the Bank to develop the credit card overdraft business; and (ii) the Bank's proactive shift to focus on retail loans to increase consumption loans.

Loans and advances to customers by type of collateral

The table below sets forth loans and advances to customers by type of collateral as of the dates indicated. If a loan is secured by multiple forms of collateral, the classification is based on the primary form of collateral.

	As of December 31, 2025		As of December 31, 2024	
	Amount	% of total (%)	Amount	% of total (%)
	<i>(Expressed in millions of RMB, unless otherwise stated)</i>			
Collateralized loans	90,495.6	39.4	92,727.8	40.1
Pledged loans	13,970.4	6.1	13,382.2	5.8
Guaranteed loans	72,743.6	31.7	75,773.8	32.7
Unsecured loans	46,336.7	20.2	42,975.7	18.6
Accrued interest	6,072.4	2.6	6,554.8	2.8
Total loans and advances to customers	229,618.7	100.0	231,414.3	100.0

Management Discussion and Analysis

As of December 31, 2024 and December 31, 2025, collateralized loans, pledged loans and guaranteed loans in the aggregate represented 78.6% and 77.2% of total loans and advances to customers, respectively. Collateralized loans and pledged loans are subject to loan-to-value ratio limits based on the type of collateral. The Bank usually accepts guarantees provided by listed companies, guarantee companies, enterprises and individuals with good credit. The Bank evaluates a guarantee company based on its size, credit history and risk-resistance level, as well as the value and quality of any collateral provided by the borrower.

Unsecured loans increased by 7.8% from RMB42,975.7 million as of December 31, 2024 to RMB46,336.7 million as of December 31, 2025. The increase in unsecured loans was primarily due to the continuous enhancement on the development of the credit card overdraft business during the year and continuously increasing investment in, and development of, unsecured online loan products.

Change to the provisions for impairment losses on loans and advances to customers

The table below sets forth the change to the provisions for impairment losses on loans and advances to customers as of the dates indicated.

	2025	2024
	<i>(Expressed in millions of RMB, unless otherwise stated)</i>	
As of January 1	5,818.7	5,781.8
Charge for the year	2,366.5	2,019.5
Write-offs for the year and others	(2,672.7)	(2,102.7)
Reversal of write-offs of loans and advances for the previous years	143.5	120.1
As of December 31	5,656.0	5,818.7

Provisions for impairment losses on loans and advances to customers decreased by 2.8% from RMB5,818.7 million as of December 31, 2024 to RMB5,656.0 million as of December 31, 2025, primarily due to the facts that the Bank strengthened the management and control of non-performing assets, optimized credit management policies, further consolidated the risk management foundation, and maintained relatively stable asset quality.

(B) Investment securities and other financial assets

As of December 31, 2025 and 2024, the Bank's investment securities and other financial assets (original value) were RMB146,826.0 million and 141,293.5 million, representing 33.7% and 34.1% of its total assets, respectively.

Investment securities and other financial assets primarily include debt securities, asset management plans issued by other financial institutions, trust plans, wealth management products and fund products and others.

Investment securities and other financial assets (original value) increased by 3.9% from RMB141,293.5 million as of December 31, 2024 to RMB146,826.0 million as of December 31, 2025. This increase was primarily because of the fact that the Bank diversified allocation of assets through investment in securities and other financial assets, thereby effectively increasing its sources of income.

Management Discussion and Analysis

(ii) Liabilities

As of December 31, 2025 and 2024, the total liabilities were RMB401,520.6 million and RMB380,869.7 million, respectively. Major components of the liabilities include (i) deposits from customers; (ii) deposits from banks and other financial institutions; (iii) financial assets sold under repurchase agreements and placements from banks and other financial institutions; (iv) debt securities issued; (v) borrowings from the central bank; and (vi) other liabilities. The table below sets forth the components of total liabilities as of the dates indicated.

	As of December 31, 2025		As of December 31, 2024	
	Amount	% of total (%)	Amount	% of total (%)
<i>(Expressed in millions of RMB, unless otherwise stated)</i>				
Deposits from customers	337,473.7	84.0	321,379.3	84.4
Deposits from banks and other financial institutions	10,282.2	2.6	15,708.6	4.1
Financial assets sold under repurchase agreements and placements from banks	9,813.5	2.4	5,922.0	1.6
Debt securities issued	33,692.9	8.4	27,392.6	7.2
Borrowings from the central bank	8,726.6	2.2	8,404.8	2.2
Other liabilities ⁽¹⁾	1,531.7	0.4	2,062.4	0.5
Total liabilities	401,520.6	100.0	380,869.7	100.0

Note:

(1) Primarily include taxes payable, accrued staff costs, lease liabilities and deferred tax liabilities.

Management Discussion and Analysis

(A) Deposits from customers

Deposits from customers are the largest component of total liabilities. As of December 31, 2024 and December 31, 2025, deposits from customers represented 84.4% and 84.0% of the total liabilities, respectively.

We offer RMB-denominated demand and time deposit products to corporate and retail customers. The table below sets forth deposits from customers by product and customer type as of the dates indicated.

	As of December 31, 2025		As of December 31, 2024	
	Amount	% of total (%)	Amount	% of total (%)
<i>(Expressed in millions of RMB, unless otherwise stated)</i>				
Corporate deposits				
Demand deposits	57,940.6	17.2	58,136.7	18.1
Time deposits	23,498.0	7.0	23,579.8	7.3
Subtotal	81,438.6	24.2	81,716.5	25.4
Retail deposits				
Demand deposits	45,807.6	13.6	43,997.6	13.7
Time deposits	191,779.8	56.8	179,848.9	56.0
Subtotal	237,587.4	70.4	223,846.5	69.7
Pledged deposits	6,159.0	1.8	6,011.8	1.9
Others	3,719.0	1.1	2,942.3	0.9
Accrued interest	8,569.7	2.5	6,862.2	2.1
Total deposits from customers	337,473.7	100.0	321,379.3	100.0

Total deposits from customers (including accrued interest) increased by 5.0% from RMB321,379.3 million as of December 31, 2024 to RMB337,473.7 million as of December 31, 2025. The increase was primarily attributable to the steady growth in the scale of retail deposits as a result of the Bank's enhanced marketing efforts.

Management Discussion and Analysis

(B) *Debts securities issued*

From January 1, 2025 to December 31, 2025, the Bank issued several tranches of zero-coupon interbank certificates in an aggregate face value of RMB56,470.0 million. These interbank certificates have terms of three months to one year and bear effective interest rates between 1.65% and 1.85% per annum.

(iii) **Shareholders' equity**

The table below sets forth the change in Shareholders' equity of the Bank for the periods indicated.

	As of December 31, 2025		As of December 31, 2024	
	Amount	% of total (%)	Amount	% of total (%)
<i>(Expressed in millions of RMB, unless otherwise stated)</i>				
Share capital	15,069.8	43.7	15,069.8	44.5
Capital reserve	5,958.9	17.3	5,958.7	17.6
Defined benefit scheme reserve	(4.3)	0.0	(5.3)	0.0
Investment revaluation reserve	53.9	0.2	108.6	0.3
Surplus reserve	2,082.4	6.1	1,966.3	5.8
General reserve	5,945.9	17.3	5,784.2	17.1
Retained earnings	5,221.1	15.3	4,910.7	14.6
Non-controlling interests	47.6	0.1	44.9	0.1
Total equity	34,375.3	100.0	33,837.9	100.0

Management Discussion and Analysis

(c) Asset quality analysis

(i) Breakdown of loans by the five-category classification

The Bank's non-performing loans are classified into substandard, doubtful and loss-making loans and advances to customers. As of December 31, 2025, the Bank's non-performing loans amounted to RMB4,323.1 million. The table below sets forth loans and advances to customers by loan classification as of the dates indicated.

	As of December 31, 2025		As of December 31, 2024	
	Amount	% of total (%)	Amount	% of total (%)
	<i>(Expressed in millions of RMB, unless otherwise stated)</i>			
Normal	208,565.8	93.3	210,960.3	93.8
Special mention	10,657.4	4.8	9,558.5	4.3
Substandard	1,822.2	0.8	2,351.2	1.0
Doubtful	617.7	0.3	553.0	0.3
Loss	1,883.2	0.8	1,436.5	0.6
Total loans and advances to customers	223,546.3	100.0	224,859.5	100.0
Non-performing loans and non-performing loan ratio ⁽¹⁾	4,323.1	1.93	4,340.7	1.93

Note:

(1) Calculated by dividing non-performing loans by total loans and advances to customers.

As of December 31, 2025 and 2024, the non-performing loan ratio of the Bank was at 1.93% and 1.93%, respectively, remaining stable.

Management Discussion and Analysis

(ii) Concentration of loans

(A) Concentration by industry and structure of non-performing loans

The table below sets forth the breakdown of loans and non-performing loans by industry as of the dates indicated.

	As of December 31, 2025				As of December 31, 2024			
	Loan amount	% of total (%)	Non-performing loan amount	Non-performing loan ratio (%)	Loan amount	% of total (%)	Non-performing loan amount	Non-performing loan ratio (%)
<i>(Expressed in millions of RMB, unless otherwise stated)</i>								
Corporate loans								
Wholesale and retail	12,783.7	5.7	319.8	2.50	13,640.7	6.1	342.2	2.51
Manufacturing	33,928.9	15.2	1,004.6	3.00	35,269.8	15.7	1,240.1	3.52
Agriculture, forestry, animal husbandry and fishing	5,968.1	2.7	162.2	2.72	6,780.4	3.0	205.6	3.03
Construction	15,648.6	7.0	143.2	0.91	16,005.2	7.1	111.4	0.70
Real estate	11,930.6	5.3	344.5	2.89	12,630.6	5.6	26.1	0.21
Mining	8,772.4	3.9	0.0	0.00	7,101.3	3.2	89.5	1.26
Water, environment and public facility management	2,697.8	1.2	0.0	0.00	3,696.4	1.6	0.0	0.00
Culture, sports and entertainment	2,401.1	1.1	0.7	0.03	2,496.5	1.1	0.6	0.03
Leasing and business services	22,650.3	10.1	11.1	0.05	26,292.7	11.7	21.5	0.08
Electricity, heating power, gas and water production and supply	5,624.0	2.5	0.0	0.00	4,940.0	2.2	9.0	0.18
Transportation, storage and postal services	12,575.4	5.6	8.6	0.07	11,472.1	5.1	28.1	0.24
Education	1,178.7	0.5	30.7	2.60	1,220.8	0.5	0.2	0.02
Accommodation and catering	1,841.1	0.8	24.1	1.31	1,983.0	0.9	100.1	5.05
Financial	8,929.8	4.0	0.0	0.00	7,381.0	3.3	0.0	0.00
Health and social services	2,094.0	0.9	14.0	0.67	2,131.9	0.9	0.0	0.00
Residents and other services	193.2	0.2	4.8	2.51	350.8	0.2	0.4	0.10
Scientific research, technical service and geological prospecting	607.7	0.3	3.5	0.58	550.0	0.2	3.7	0.68
Information transmission, computer service and software	116.9	0.1	2.6	2.24	149.5	0.1	5.5	3.65
Public administration, social security and social organizations	0.0	0.0	0.0	0.00	0.0	0.0	0.0	0.00
Retail loans	54,066.1	24.2	2,248.7	4.16	53,815.9	23.9	2,156.7	4.01
Discounted bills	19,537.9	8.7	0.0	0.00	16,950.9	7.5	0.0	0.00
Total	223,546.3	100.0	4,323.1	1.93	224,859.5	100.0	4,340.7	1.93

Note:

Non-performing loan ratio of an industry is calculated by dividing the balance of non-performing loans of the industry by the balance of loans granted to the industry.

Management Discussion and Analysis

Loans to borrowers in the manufacturing, leasing and business services, construction, wholesale and retail, and transportation, warehousing and postal services represented the principal components of the Bank's corporate loan portfolio. Loans to these industries accounted for 66.6% and 65.08% of total corporate loans as of December 31, 2024 and 2025, respectively.

(B) Borrower concentration

Loans to the 10 largest single borrowers

The following table sets forth the 10 largest single borrowers (excluding group borrowers) as of December 31, 2025 and the balances of loans to these borrowers. All of these loans were classified as normal.

Customers	Industries involved	As of December 31, 2025	
		Amount (Expressed in millions of RMB, unless otherwise stated)	% of total loans (%)
Borrower A	Manufacturing	8,000.0	3.6
Borrower B	Leasing and business services	2,800.0	1.3
Borrower C	Manufacturing	2,766.8	1.2
Borrower D	Real estate	2,405.3	1.1
Borrower E	Construction	2,384.2	1.1
Borrower F	Leasing and business services	2,165.1	1.0
Borrower G	Financial	2,040.0	0.9
Borrower H	Leasing and business services	2,013.9	0.9
Borrower I	Manufacturing	1,937.8	0.9
Borrower J	Financial	1,847.0	0.8

Management Discussion and Analysis

(C) Non-performing loans by product

The table below sets forth the Bank's loans and non-performing loans by product type as of the dates indicated.

	As of December 31, 2025			As of December 31, 2024		
	Loan amount	Non-performing loan amount	Non-performing loan ratio (%)	Loan amount	Non-performing loan amount	Non-performing loan ratio (%)
<i>(Expressed in millions of RMB, unless otherwise stated)</i>						
Corporate loans						
Working capital loans	95,462.1	1,615.8	1.69	100,252.2	1,633.2	1.63
Fixed asset loans	54,480.2	458.6	0.84	53,583.4	352.6	0.66
Others ⁽²⁾	0.0	0.0	0.00	257.1	198.2	77.12
Sub-total	149,942.3	2,074.4	1.38	154,092.7	2,184.0	1.42
Retail loans						
Personal business loans	5,603.0	1,116.1	19.92	5,373.5	1,043.8	19.43
Personal consumption loans	17,612.6	572.7	3.25	19,028.5	526.9	2.77
Residential and commercial mortgage loans	30,850.5	559.9	1.81	29,413.9	586.0	1.99
Sub-total	54,066.1	2,248.7	4.16	53,815.9	2,156.7	4.01
Discounted bills	19,537.9	0.0	0.00	16,950.9	0.0	0.00
Total loans	223,546.3	4,323.1	1.93	224,859.5	4,340.7	1.93

Notes:

- (1) Calculated by dividing non-performing loans by loans and advances to customers of each product category.
- (2) Primarily consist of advances for bank acceptance bills, advances for letters of credit.

The non-performing loan ratio of corporate loans decreased by 0.04 percentage point from 1.42% as of December 31, 2024 to 1.38% as of December 31, 2025.

The non-performing loan ratio of retail loans increased by 0.15 percentage point from 4.01% as of December 31, 2024 to 4.16% as of December 31, 2025.

Management Discussion and Analysis

(D) Loan aging schedule

The table below sets forth the loan aging of loans and advances to customers as of the dates indicated.

	As of December 31, 2025		As of December 31, 2024	
	Amount	% of total (%)	Amount	% of total (%)
<i>(Expressed in millions of RMB, unless otherwise stated)</i>				
Loans not overdue	218,094.4	97.6	218,478.8	97.2
Loans past due for:				
1 to 90 days	2,539.3	1.1	2,886.3	1.3
91 days to 1 year	797.8	0.4	1,798.5	0.8
1 to 3 years	1,329.7	0.6	898.0	0.4
more than 3 years	785.1	0.4	797.9	0.3
Subtotal	5,451.9	2.4	6,380.7	2.8
Total loans and advances to customers	223,546.3	100.0	224,859.5	100.0

(d) Segments information

(i) Summary of business segment

We operate three principal lines of business: corporate banking, retail banking and financial market operations. The table below sets forth the operating income for each of our principal business segments for the periods indicated.

	As of December 31, 2025		As of December 31, 2024	
	Amount	% of total (%)	Amount	% of total (%)
<i>(Expressed in millions of RMB, unless otherwise stated)</i>				
Corporate banking	2,140.6	39.5	1,933.5	32.5
Retail banking	1,796.8	33.1	1,981.5	33.3
Financial market operations	1,377.0	25.4	1,949.1	32.7
Others ⁽¹⁾	106.3	2.0	89.8	1.5
Total operating income	5,420.7	100.0	5,953.9	100.0

Note:

- (1) Primarily represent assets, liabilities, income and expenses which cannot be directly attributable or cannot be allocated to a segment on a reasonable basis.

Management Discussion and Analysis

(ii) Summary of geographical segment information

No geographical information is presented as most of the Group's operations are conducted and all non-current assets are located in Gansu Province of the PRC and therefore revenue is derived from activities in Gansu Province of the PRC.

(e) Off-balance sheet commitments

Off-balance sheet commitments primarily consist of bank acceptances, letters of guarantee, operating lease commitments and capital commitments. The table below sets forth our contractual amounts of off-balance sheet commitments as of the dates indicated.

	As of December 31, 2025	As of December 31, 2024
<i>(Expressed in millions of RMB, unless otherwise stated)</i>		
Credit commitments:		
Bank acceptances ⁽¹⁾	6,568.2	6,583.5
Letters of guarantee ⁽²⁾	1,123.7	1,276.5
Letters of credit	6,175.2	4,103.9
Unused credit card commitments	10,496.0	10,109.9
Subtotal	24,363.1	22,073.8
Capital commitments	44.1	47.0
Total	24,407.2	22,120.8

Notes:

- (1) Bank acceptances refer to undertakings of the Bank to pay bank bills drawn on its customers.
- (2) The Bank issues letters of credit and letters of guarantee to third parties to guarantee its customers' contractual obligations.

As of December 31, 2025 and 2024, off-balance sheet commitments amounted to RMB24,407.2 million and RMB22,120.8 million, respectively, and the increase was mainly due to the the Bank's proactive adjustments to off-balance sheet assets structure by increasing letter of credit business.

Management Discussion and Analysis

(f) Miscellaneous

During the Reporting Period, the Bank actively promoted the development of inclusive business by establishing an Inclusive Finance Department and a Rural Revitalization Finance Department in the head office, forming the Bank's financial service system and an organizational guarantee system to support inclusive finance and rural revitalization. As at the end of 2025, the Bank's balance of the loans for inclusive small and micro enterprises amounted to RMB13.874 billion, with the total investment of RMB11.356 billion in the current year. The number of inclusive small and micro customers was 18,310, including 2,247 inclusive micro and small enterprise customers and 16,063 individual entrepreneurs and small and micro enterprises entrepreneurs; the average interest rate of loans for inclusive small and micro enterprises was 4.47%. Firstly, the Bank actively expanded businesses such as guaranteed entrepreneurial loans and loans for new citizens to support the employment and entrepreneurship of key groups, with the balance of guaranteed entrepreneurial loans amounting to RMB266 million and the balance of loans for new citizens amounting to RMB2,870 million. We improved the "government procurement loans" product, which invested RMB936 million. The "small and micro e-loan" product was promoted, which provides online business credit loan products to small and micro enterprises and individual entrepreneurs at an interest rate of as low as 3.60% to make it easier and less costly for small and micro enterprises to obtain financing. RMB1,932 million of "small and micro e-loan" during the year was allocated to 11,963 enterprises, effectively solving the problem of growth in the number of loan customers for inclusive small and micro enterprises. Secondly, the Bank's service to rural revitalization was carried out in a comprehensive and practical manner. The Bank continued to implement the "RMB100 billion Project" for agricultural loans, with a cumulative total of RMB93.136 billion of agricultural loans from 2021 to 2025, providing strong financial support for rural economic development. The Bank further implemented the "Gansu Agricultural Loan" rural revitalization demonstration project, focusing on the financing needs of new agricultural entities such as leading agricultural industrialization enterprises, farmers' professional cooperatives and family farms. As at the end of 2025, the balance of the "Gansu Agricultural Loan" demonstration project amounted to RMB3.750 billion, and the balance of the loans for the eight industries of "cattle, sheep, vegetables, fruits, potatoes, Chinese medicinal herbs, food and agriculture" amounted to RMB5.635 billion. Thirdly, the Bank continued to strengthen the achievements of poverty alleviation. We aimed to uphold the bottom line of preventing the risk of large-scale return to poverty and provided timely financial assistance to monitored targets for preventing the return of poverty that have the ability to work and the financial needs. We have made efforts to provide microloans to lift population out of poverty and to address the financial service deficiencies of low-income, elderly and disabled people, as well as people in marginalized and sparsely populated areas. A total of RMB9.211 billion of poverty alleviation microfinance loans were granted, benefiting 213,600 registered households.

Management Discussion and Analysis

BUSINESS REVIEW

(g) Corporate banking

The Bank offers corporate customers a broad range of financial products and services, including loans, discounted bills, deposits and fee and commission-based products and services. The Bank's corporate customers primarily include government agencies, public organizations, SOEs, private enterprises and foreign-invested enterprises. The Bank is committed to serving local customers with a focus on small and micro enterprises.

In addition, the Bank commits to seeking to develop long-term relationships with customers by closely monitoring their financial needs and by offering tailored financial solutions. As of December 31, 2025, the Bank had total loans of RMB149,942.3 million and total deposits of RMB81,438.6 million. In 2025 and 2024, operating income from the Bank's corporate banking business accounted for 39.5% and 32.5% of its total operating income, respectively. The table below sets forth the financial performance of the Bank's corporate banking business for the periods indicated.

	Year ended December 31,		
	2025	2024	Percentage change (%)
	<i>(Expressed in millions of RMB, unless otherwise stated)</i>		
Net external interest income⁽¹⁾	5,152.3	5,154.9	(0.1)
Net inter-segment interest expenses ⁽²⁾	(3,224.2)	(3,446.2)	(6.4)
Net interest income	1,928.1	1,708.7	12.8
Net fees and commission income	212.4	224.8	(5.5)
Operating income	2,140.5	1,933.5	10.7
Operating expenses	(930.2)	(771.8)	20.5
Impairment losses on assets	(1,976.5)	(1,610.0)	22.8
Operating loss	(766.2)	(448.3)	70.9
Losses before tax	(766.2)	(448.3)	70.9

Notes:

(1) Represents net income and expenses from third parties.

(2) Represents inter-segment expenses and consideration of transfer.

(i) Corporate loans

Corporate loans constituted the largest component of the Bank's loan portfolio. As of December 31, 2025 and 2024, corporate loans amounted to RMB149,942.3 million and RMB154,092.7 million, accounting for 65.4% and 66.6% of the Bank's total loans and advances to customers, respectively.

Management Discussion and Analysis

(ii) Discounted bills

The Bank purchases bank acceptance bills and commercial acceptance bills with remaining maturities of up to one year at discounted prices to satisfy the short-term funding needs of banks and corporate customers. As of 2025 and December 31, 2024, discounted bills totaled RMB19,537.9 million and RMB16,950.9 million, accounting for 8.5% and 7.3% of the Bank's total loans and advances to customers, respectively.

(iii) Corporate deposits

The Bank accepts demand and time deposits denominated in Renminbi and major foreign currencies (including USD, HKD and Euros) from corporate customers. As of December 31, 2025 and 2024, corporate deposits totaled RMB81,438.6 million and RMB81,716.5 million, accounting for 24.2% and 25.4% of the Bank's total customer deposits, respectively.

(iv) Fees and commission-based products and services

The Bank offers corporate customers a broad range of fees and commission-based products and services, primarily including wealth management services, entrusted loans, settlement services as well as other handling fees and commission-related products and services.

(A) *Wealth management services*

The Bank offers corporate customers a broad range of wealth management products based on their risk and return preferences. The Bank invests funds from these wealth management products primarily in bonds, interbank deposits, money market instruments and other fixed income products portfolio.

In 2025 and 2024, wealth management products sold by the Bank to corporate customers totaled RMB50.3 million and RMB95 million, respectively.

(B) *Entrusted loans*

The Bank provides loans to borrowers designated by corporate customers, who determine the use of loans, principal amount and interest rates for these loans. The Bank monitors the use of entrusted loans by borrowers and assists corporate customers in recovering these loans.

The Bank charges agency fees based on the principal amount of entrusted loans. The Bank's corporate customers bear the risk of default associated with these loans. In 2025 and 2024, service fees charged by the Bank to corporate customers for entrusted loans totaled RMB7.86 million and RMB2.4 million, respectively.

(C) *Settlement services*

The Bank offers corporate customers domestic and international settlement services.

Domestic Settlement Services. The Bank provides domestic settlement services in the form of bank acceptance bills, collections and telegraphic transfers. In 2024 and 2025, the Bank's total domestic settlement transaction volumes were approximately RMB984.906 billion and RMB1,128.770 billion, respectively.

International Settlement Services. The Bank obtained approval to provide international settlement services in January 2014. The Bank's international settlement services primarily include remittance, collection, letters of credit and letters of guarantee.

In 2024 and 2025, the Bank's international settlement transaction volumes were US\$415 million and US\$310 million, respectively.

Management Discussion and Analysis

(D) Other fees and commission-based products and services

The Bank offers other fees and commission-based products and services to corporate customers, such as guarantee services, foreign exchange services and bond underwriting and distribution.

(h) Retail banking

The Bank offers retail customers a wide range of financial products and services, including loans, deposits, bank card services and fees and commission-based products and services. The Bank has a large retail customer base.

As of December 31, 2025, the total retail loans of the Bank amounted to RMB54,066.1 million, while the total retail deposits amounted to RMB237,587.4 million. In 2025 and 2024, operating income from the Bank's retail banking business accounted for 33.1% and 33.3% of its total operating income, respectively.

The Bank categorizes retail banking customers into regular customers (with average financial asset balances of less than RMB50,000), wealth management customers (with average financial asset balances of RMB50,000 or more but less than RMB200,000), wealthy customers (with average financial asset balances of RMB200,000 or more but less than RMB3.0 million) and private banking customers (with average financial asset balances of RMB3.0 million or more).

As of December 31, 2025, the Bank had 399,500 wealthy customers and 3,296 private banking customers. The Bank continues to grow its wealthy customer and private banking customer base by expanding its product and service portfolio. The table below sets forth the financial performance of the Bank's retail banking for the periods indicated.

	For the year ended December 31		
	2025	2024	Percentage change (%)
	<i>(Expressed in millions of RMB, unless otherwise stated)</i>		
External interest expenses, net ⁽¹⁾	(2,957.7)	(3,075.3)	(3.8)
Inter-segment interest income, net ⁽²⁾	4,617.8	4,940.3	(6.5)
Net interest income	1,660.1	1,865.0	(11.0)
Net fee and commission income	136.7	116.4	17.4
Operating income	1,796.8	1,981.4	(9.3)
Operating expenses	(780.8)	(790.9)	(1.3)
Impairment losses on assets	(389.8)	(388.9)	0.2
Operating profit	626.2	801.6	(21.9)
Profit before tax	626.2	801.6	(21.9)

Notes:

(1) Represents net income and expenses from third parties.

(2) Represents inter-segment expenses and consideration of transfer.

Management Discussion and Analysis

(i) Retail loans

The Bank offers retail customers personal business loans, personal consumption loans and personal residential and commercial mortgage loans. As of December 31, 2025 and 2024, total retail loans were RMB54,066.1 million and RMB53,815.9 million, accounting for 23.5% and 23.3% of the Bank's total loans and advances to customers, respectively.

(ii) Retail deposits

The Bank accepts demand and time deposits denominated in Renminbi and major foreign currencies from retail customers. As of December 31, 2025 and 2024, retail deposits totaled RMB237,587.4 million and RMB223,846.5 million, accounting for 70.4% and 69.7% of the Bank's total customer deposits, respectively.

(iii) BANK CARD SERVICES

(A) Debit cards

The Bank issues debit cards denominated in Renminbi to retail customers holding deposit accounts with it. Customers may use debit cards for a variety of purposes, such as cash deposits and withdrawals, transfers, payments, settlements, consumption, bill payments, financing and wealth management. The Bank provides cardholders with differentiated services by classifying debit cards into basic cards, gold cards, platinum cards and diamond cards based on a Bank cardholder's deposit balances.

To expand its customer base and service scope, the Bank issues the following debit cards in cooperation with government agencies and public organizations:

- Social Security Card (社會保障卡): The Bank works with the Department of Human Resources and Social Security of Gansu Province (甘肅省人力資源和社會保障廳) to issue social security cards, which can be used for making social security contributions and social security information inquiries.
- Housing Provident Fund Co-branded Card (公積金聯名卡): The Bank works with the local housing provident fund management center to issue housing provident fund co-branded cards, which can be used for withdrawal and transfer of housing provident funds, loan distribution and account inquiries.
- Longyuan Transportation Card (隴原交通卡): The Bank works with the Gansu Provincial Expressway Administration to issue IC financial cards, which can be used for paying expressway tolls electronically.
- Veteran Card (退役軍人保障卡): The IC financial cards issued by the Bank in partnership with Gansu Provincial Veterans Affairs Office, which targets veterans and soldiers' dependents in the province, providing exclusive financial management, savings products, special insurances and exclusive VIP services for cardholders.
- Longjing Card (隴警卡): The IC financial cards issued by the Bank in partnership with Gansu Provincial Public Security Department, which targets public security officers and their dependents in the province, providing exclusive wealth management, deposit products, and exclusive VIP services for cardholders.
- Gardener's Card (園丁卡): The IC financial cards issued by the Bank in partnership with Lanzhou Municipal Education Bureau, which targets teaching staff, providing exclusive wealth management, deposit products, and exclusive VIP services for cardholders.

Management Discussion and Analysis

In addition, to enhance its brand recognition, the Bank cooperates with local governments to issue theme cards based on regional characteristics of Gansu Province, such as the Golden Tower Golden Poplar Card (金塔金胡楊卡), Xiongguan Card (雄關卡), the Journey of Xuanzang Card (玄奘之路卡) and Long Nan Landscape Card (隴南山水卡). The Bank also cooperates with various institutions in issuing co-branded cards, including the Gansu Police Vocational College Co-branded Card (甘肅警察職業學校聯名卡), Tianshui Reli Co-branded Card (天水熱力聯名卡) and Qingyang Labor Benefit Card (慶陽工惠卡).

As of December 31, 2025, the Bank had issued approximately 8.99 million debit cards. As of December 31, 2025 and 2024, holders of these debit cards conducted transactions of approximately RMB45,663.47 million and RMB56,830.7 million, respectively.

(B) Credit cards

On the basis of a thorough investigation of the market, the Bank integrated and upgraded the credit card system using leading financial technology and big data and officially issued credit cards with a certain credit limit to the public on November 11, 2019. Cardholders can spend up to the credit limit first and then make payment to the Bank, and are entitled to financial services such as consumer credit, cash deposit and withdrawal and settlement by transfer of account. Credit cards issued by the Bank are classified into basic cards, gold cards and platinum cards according to different credit ratings.

As of December 31, 2025, the Bank had issued 1,056,351 credit cards, including 1,006,658 credit cards and 49,693 business cards. The revolving credit card line was RMB13,397 million, of which RMB12,470 million and RMB927 million were granted to credit cards and business cards, respectively. Balance of overdraft recorded was RMB2,942.7512 million, of which RMB2,907.4375 million and RMB35.3137 million were made by holders of credit cards and business cards, respectively. Overdraft accounts reached 317,806, including 312,183 credit card accounts and 5,623 business card accounts. The total credit card income amounted to RMB185.5688 million, of which RMB59.9825 million was recorded by intermediary business, and RMB125.5863 million was included in interest income.

(C) POS settlement services

As a payment settlement service provider, the Bank provides selected merchants with transaction fund settlement services. As of December 31, 2025, the Bank had 193,500 selected merchant customers for POS settlement services and the total settlement amount was approximately RMB116.4 billion and RMB115.0 billion as of December 31, 2025 and 2024, respectively.

(iv) Fee and commission-based products and services

The Bank offers retail customers a wide range of fee and commission-based products and services, primarily including wealth management services, agency services and payroll and payment agency services.

Management Discussion and Analysis

(A) *Wealth management services*

The Bank offers retail customers wealth management products under its Huifu (匯福) series based on their risk and return preferences. The Bank invests funds from these wealth management products primarily in bonds, interbank deposits, money market instruments and other fixed income products. In 2025 and 2024, wealth management products sold to retail customers totaled RMB32,926.49 million and RMB32,819.74 million, respectively. As of December 31, 2025, the Bank had over 142,605 retail wealth management clients and the return rate of its retail wealth management products was between 2.25% and 3.09% in 2025.

(B) *Agency services*

The Bank sells insurance, wealth management and precious metal products to retail customers as an agent.

Insurance Products: as of December 31, 2025, the Bank had entered into agency agreements with 7 nationwide insurance companies to promote and distribute their insurance products.

Wealth Management Products: as of December 31, 2025, the Bank had entered into agency agreements with 8 wealth management companies to promote and distribute their wealth management products, with sales amounts of RMB11,851.54 million.

Precious Metal Products: the Bank received approval to sell precious metals on an agency basis in China in August 2015. In 2025 and 2024, the Bank sold an aggregate of RMB119.18 million and RMB98.75 million of precious metal products, respectively.

(C) *Payroll and payment agency services*

Payroll Services: the Bank provides payroll services to governmental agencies, public organizations and enterprises customers. As of December 31, 2025, the Bank had over 14,376 payroll customers. In 2025 and 2024, the Bank paid, in the role of paying agent, average monthly salaries of approximately RMB4,861.03 million and RMB5,028.17 million, respectively.

Payment Agency Services: the Bank offers customers payment agency services related to daily living expenses (such as utilities costs) through its broad distribution network.

(D) *Other fee and commission-based products and services*

The Bank offers other fee and commission-based products and services to retail customers, such as fund transfer, remittance and acceptance services.

Management Discussion and Analysis

(i) Financial market operations

The Bank's financial market operations, primarily including money market transactions, investment business and investment in interbank wealth management products, are one of its most important revenue sources. In 2025 and 2024, operating income from financial market operations accounted for 25.4% and 32.7% of its total operating income, respectively. The table below sets forth the financial performance of the Bank's financial market operations for the periods indicated.

	Year ended December 31,		
	2025	2024	Percentage change (%)
	<i>(Expressed in millions of RMB, unless otherwise stated)</i>		
Net external interest income ⁽¹⁾	2,218.4	2,556.6	(13.2)
Net inter-segment interest expenses ⁽²⁾	(1,393.6)	(1,494.1)	(6.7)
Net interest income	824.8	1,062.5	(22.4)
Net fee and commission income	18.2	16.5	10.3
Net trading gains	344.4	828.9	(58.5)
Net income arising from investment securities	189.6	41.2	360.2
Operating income	1,377.0	1,949.1	(29.4)
Operating expenses	(598.4)	(778.0)	(23.1)
Impairment losses on assets	(208.8)	(968.0)	(78.4)
Operating profit	569.8	203.1	180.6
Profit before tax	569.8	203.1	180.6

Notes:

(1) Represents net income and expenses from third parties.

(2) Represents inter-segment expenses and consideration of transfer.

(i) Money market transactions

The Bank adjusts its liquidity using various monetary market instruments and earns interest income from money market transactions. Money market transactions primarily include (i) interbank deposits; (ii) placements with other financial institutions; and (iii) repurchase and reverse repurchase transactions.

(A) Interbank deposits

The Bank deposits funds with and withdraws funds from banks and other financial institutions to manage our assets and liabilities. The Bank accepts deposits from banks and other financial institutions and deposit money in banks and other financial institutions, and also engages in other interbank transactions with certain of these banks and financial institutions.

As of December 31, 2025 and 2024, deposits from banks and other financial institutions totaled RMB10,282.2 million and RMB15,708.6 million, respectively, and deposits of the Bank at banks and other financial institutions totaled RMB2,910.3 million and RMB1,028.7 million, respectively.

Management Discussion and Analysis

(B) *Interbank placements*

The balance of our placements with banks and other financial institutions as of December 31, 2025 and 2024 totaled RMB12,183.8 million and RMB5,001.7 million, respectively. As of December 31, 2025 and 2024, placements from banks and other financial institutions totaled RMB2,012.8 million and RMB975.2 million, respectively.

(C) *Repurchase and reverse repurchase transactions*

The securities underlying the Bank's repurchase and reverse repurchase transactions are mainly RMB-denominated PRC government bonds and policy financial bonds. As of December 31, 2025 and 2024, financial assets held under resale agreements totaled RMB2,604.4 million and RMB8,989.2 million, and financial assets sold under repurchase agreements totaled RMB7,800.6 million and RMB4,946.8 million, respectively.

(ii) **Investment securities and other financial assets**

Investment securities and other financial assets primarily include debt securities and asset management plans, trust plans, wealth management products and fund products issued by other financial institutions.

(A) *Security investment by holding purpose*

The table below sets forth investment securities and other financial assets by investment intention as of the dates indicated.

	As of December 31, 2025		As of December 31, 2024	
	Amount	% of total (%)	Amount	% of total (%)
<i>(Expressed in millions of RMB, unless otherwise stated)</i>				
Financial assets at fair value through profit or loss	33,908.0	23.3	28,534.8	20.8
Financial assets at fair value through other comprehensive income	28,621.0	19.6	6,638.6	4.8
Financial assets at amortized costs	82,365.0	56.5	101,408.0	73.8
Other equity instrument investments	879.5	0.6	869.9	0.6
Total amount of investment securities and other financial assets	145,773.5	100.0	137,451.3	100.0

Total amount of investment securities and other financial assets increased by 6.1% from RMB137,451.3 million as of December 31, 2024 to RMB145,773.5 million as of December 31, 2025.

Management Discussion and Analysis

(B) Maturity profile of the Bank's investment portfolio

The table below sets forth investment securities and other financial assets by remaining maturity as of the dates indicated.

	As of December 31, 2025		As of December 31, 2024	
	Amount	% of total (%)	Amount	% of total (%)
<i>(Expressed in millions of RMB, unless otherwise stated)</i>				
Repayable on demand	581.3	0.4	9,568.1	7.0
Due in three months or less	22,060.9	15.1	17,069.4	12.4
Due between three months and one year	24,060.7	16.5	26,067.3	19.0
Due between one year and five years	22,975.8	15.8	31,293.6	22.8
Due over five years	47,646.7	32.8	33,250.3	24.2
Indefinite ⁽¹⁾	28,448.1	19.4	20,202.5	14.6
Total	145,773.5	100.0	137,451.2	100.0

Note:

(1) Refers to impaired investments, and investments and equity investments overdue for more than one month.

(C) Holding of government bonds

As of December 31, 2025, the balance of face value of government bonds held by the Bank amounted to RMB15,384 million. The table below sets forth the top 10 government bonds with the highest face value held by the Bank as of December 31, 2025.

Name of the bond	Face value (in millions of RMB)	Interest rate per annum (%)	Maturity date
22 Gansu Bonds 24	2,290	2.86	2032/8/23
22 Gansu Bonds 18	1,820	3.29	2042/6/28
25 Gansu 17	1,740	2.13	2055/4/29
22 Gansu Bonds 22	1,514	3.29	2042/6/28
21 Gansu 13	1,500	3.10	2031/9/3
20 Gansu Bonds 16	1,420	3.57	2040/5/29
25 Gansu Bonds 34	1,350	2.36	2045/8/22
23 Coupon-bearing Treasury Bonds 17	1,330	2.18	2026/8/15
24 Gansu Bonds 35	1,260	2.20	2034/11/29
25 Extra Long Special Treasury Bonds 05	1,160	1.90	2055/7/15

Management Discussion and Analysis

(D) Holding of financial bonds

As of December 31, 2025, the balance of face value of the financial bonds (mainly the financial bonds issued by policy banks, commercial banks and other financial institutions) held by the Bank amounted to RMB17,310 million. The table below sets forth the top 10 financial bonds with the highest face value held by the Bank as of December 31, 2025.

Name of the bond	Face value (in millions of RMB)	Interest rate per annum (%)	Maturity date
25 CDB 15	3,610	1.65	2035/6/18
16 EIBC 03	2,490	3.33	2026/2/22
24 CDB 15	2,410	2.26	2034/7/19
25 CDB 10	1,560	1.80	2035/4/2
21 EIBC 05	1,350	3.22	2026/5/14
25 ADBC 09	1,300	1.80	2028/5/8
23 ADBC 05	1,160	2.55	2026/5/11
24 ADBC 30	1,160	2.09	2034/9/26
25 EIBC 06	1,150	1.25	2026/6/16
25 ADBC 21	1,120	1.37	2026/6/11

(j) Distribution network

(i) Physical outlets

As of December 31, 2025, the Bank had 1 head office operational department, 12 branches, 178 subbranches, 2 micro-to-small sub-branches and 1 community sub-branches. The Bank's branch network covered all of Gansu's cities and prefectures and approximately 93% of its counties and districts. The details of branches are shown in the following table.

Name of organisation	Business address (PRC)	Postcode	Number of organization
Head office operational department	525-1 Donggang West Road, Chengguan District, Lanzhou City	730000	2
Baiyin Branch	No. 369, Chengxin Avenue, Dijiatai Community, Fangzhi Road Sub-district, Baiyin District, Baiyin City	730900	15
Pingliang Branch	No. 2, Jingtang Road, Xingbei Road Community, Xijiao Street, Kongtong District, Pingliang City	744000	20
Qingyang Branch	No. 3, Honghua West Road, Houguanzhai Village, Houguanzhai Town, Xifeng District, Qingyang City	745000	15
Dingxi branch	Building 3, No. 11, Jiefang Road, Anding District, Dingxi City	743000	12
Tianshui branch	1st Floor and 4-7th Floor, 8th Office Building, Yuyuan Taoli Chunfeng, No. 330 (east of the Building Technology Center), Jihebei Road, Qin Zhou District, Tianshui City	741000	13
Longnan Branch	Building 2, Kecheng Jinyu Huafu, No. 1 Wanxiang Street, Wanxiang Community, Jiangbei Sub-district Office, Wudu District, Longnan City	746000	12
Jiuquan Branch	No. 8-1, Building 1, Jinta Road, Suzhou District, Jiuquan City	735000	16

Management Discussion and Analysis

Name of organisation	Business address (PRC)	Postcode	Number of organization
Jiayuguan Branch	No. 111 Xinhua South Road, Jiayuguan City	735100	5
Zhangye Branch	No. 11 West Street, Ganzhou District, Zhangye City	734000	9
Wuwei Branch	No. 57, East Street, Liangzhou District, Wuwei City	733000	10
Linxia Branch	No.1 -1 Tuanjie North Road, Chengbei Street, Linxia City, Linxia Hui Autonomous Prefecture	731100	11
Gannan Branch	Room 101, 1st Floor, Building 3, No. 327, Nianqin Street, Luqu Road Community, Yihe'ang Sub-district, Hezuo City, Gannan Prefecture	747000	5
Jinchang Sub-branch	No. 4 Tianjin Road, Jinchang City	737100	5
Lanzhou Chengguan Sub-branch	Room 101-111, Room 113-115, Floor 1, No.282 Tianshui North Road, Yanbei Road, Chengguan District, Lanzhou City	730000	14
Lanzhou Jincheng Sub-branch	No. 613 Huochezhan West Road, Chengguan District, Lanzhou City	730000	19
Lanzhou Anning Sub-branch	No. 1952-1956 Jianning West Road, Anning District, Lanzhou City	730070	4
Lanzhou Xigu Sub-branch	Building 4, Poly Lanzhou Tangyue, Yumen Street, Xigu District, Lanzhou City	730060	4
Lanzhou New District Sub-branch	H-P Axis, Area C, Asia-Pacific Industrial Science and Technology Headquarters Base, Lanzhou New District, Lanzhou City	730000	3
Total			194

(ii) Electronic banking business

(A) Internet banking

Through the internet, the Bank offers customers account management, information inquiry, remittance and transfer, payment, investment and wealth management and other financial services. As of December 31, 2025, the Bank had over 872,300 internet banking customers, consisting of 89,400 corporate online banking customers and over 782,900 retail online banking customers. As of December 31, 2025, the Bank's corporate online banking customers conducted over 5.44 million online transactions with a total transaction amount of approximately RMB558.349 billion, while retail online banking customers conducted approximately 0.45 million online transactions with a total transaction amount of approximately RMB14.523 billion.

(B) Mobile phone banking

The Bank provides customers with various financial services, such as account inquiries and management, transfers, payments and loan management. As of December 31, 2025, the Bank had approximately 4,361,400 retail mobile phone banking customers that had conducted approximately 18.44 million transactions through mobile phone banking, with a total transaction amount of approximately RMB278.099 billion.

(C) Telephone banking

The Bank provides customers with loan and deposit account inquiries, personal debit card account transfers, bill inquiries, lost declarations and business inquiry services through an interactive self-service voice system and live customer service. As of December 31, 2025, the Bank had 851,082 registered telephone banking customers, which were all individual customers.

Management Discussion and Analysis

(D) Self-service banking

The Bank provides convenient banking services to customers at lower operating costs through self-service facilities. The Bank's self-service banking services include balance inquiries, cash withdrawals and deposits, transfers and public utility payments. As of December 31, 2025, the Bank had 194 outlets, 38 off-bank self-service zones, 479 self-service facilities and 364 intelligent counters.

(E) WeChat banking

WeChat has become an important channel that provides value-added services to retail customers. Through WeChat banking, customers can access the Bank's products and services; accounts management, transaction inquiries, payment and convenience services; and the Bank's outlet locations inquiry service. As of December 31, 2025, the Bank had over 1,014,200 WeChat banking customers.

(F) E-commerce platform

The Bank's e-commerce platform "Longyin Commerce" provides merchants with comprehensive services. These services include purchasing, sales and inventory management, and online B2C transactions. As of December 31, 2025, the platform had 3,043,700 users.

(k) Information on the subsidiary

Jingning Chengji Rural Bank

In September 2008, Pingliang City Commercial Bank established Jingning Chengji Rural Bank with 4 other legal entities and 7 individuals. As of December 31, 2025, the Bank held an approximately 62.73% equity interest in Jingning Chengji Rural Bank.

Jingning Chengji Rural Bank, a joint stock company with limited liability incorporated in the PRC, carries out its business in the PRC, primarily engaging in offering financial products and services, including loans, deposits and fee and commission-based products and services to local corporate and retail customers.

As of December 31, 2025, Jingning Chengji Rural Bank had 55 corporate loan customers, 1,131 corporate deposit customers, 7,891 retail loan customers and 134,531 retail deposit customers. As of December 31, 2025, Jingning Chengji Rural Bank had 12 outlets and 110 employees.

As of December 31, 2025, Jingning Chengji Rural Bank had total assets of RMB2,180.6 million, total deposits of RMB1,988.8 million and total loans of RMB1,381.2 million. In 2024 and 2025, operating income attributable to Jingning Chengji Rural Bank totaled RMB46.6 million and RMB45.4 million, accounting for 0.78% and 0.84% of the Bank's total operating income, respectively.

The Bank assists Jingning Chengji Rural Bank by providing strategic guidance and employee training. The Bank also dispatches professional staff to improve employees' business skills, and share experience to innovate products and services to diversify its business.

Management Discussion and Analysis

(I) Operation and safety of IT systems

To support the operation and management of the Bank's businesses, the Bank regularly optimizes and upgrades its IT system. In 2024 and 2025, the Bank's investments in its IT system totaled approximately RMB206.7 million and RMB154.6 million, respectively.

In 2025, we closely followed the Bank's "21-word" general work requirements in information technology, and further promoted the construction of digital finance, digital operation, and financial technology, effectively improving the support capacity of financial technology, continuously enhancing the information technology management capacity, and achieving remarkable results in business and grassroots empowerment.

In 2025, we focused the digital transformation work on standardization, scenarios and intelligence, targeted the development of the five major capabilities of "business operation and management, product innovation system, digital risk control, digital application, and technology foundation", and deepened the digital transformation in a multi-level, multi-dimensional and multi-channel manner. We made every effort to promote the digital transformation of corporate and retail businesses. We continuously optimized corporate service platforms such as financial management, corporate online banking, corporate CRM, Huiminyun, supply chain, to provide corporate customers with distinctive services. We actively explored and practiced the construction of retail digital operation systems and carried out digital operation in branches. We successfully held the second "Bank of Gansu Intelligent Innovation" product innovation competition, creating a strong atmosphere of innovation and efficiency across the Bank, and continuously optimized financial products and services. As of the end of 2025, 23 out of the 31 award-winning products were launched, and 8 products were being promoted, with a conversion rate of 74.19%. 37 information system construction projects were launched throughout the year, among which the inter-bank business system and asset preservation business management system are put into production to realize the whole process of line business and online management. We launched the intelligent anti-fraud transaction monitoring platform, which monitored 1,787 million transactions, automatically blocked 386,600 transactions, blocked an amount of RMB538,100, and enhanced the authentication of 562,100 transactions, effectively guarding the safety of customer funds. We accelerated the online transformation of office processes, enabled the digitalization of 43 applications, such as fund allocation, and the online processes of 117 integrated service management platforms. We launched "Xiao Gan Broadcast" and executive cockpit and other functions, allowing business departments to view the completion of key business indicators in one-stop, which effectively reduced manual reports and counting and increased the efficiency of data reporting by more than 80%. In 2025, the Bank of Gansu continued to improve its independent research and development capability, obtaining 4 new national computer software copyrights, with 30 copyrights in aggregate; the self-developed "Spark" microservice platform "Full-stack Open Source Microservice Architecture Research and Practice" won the third prize of the Financial Science and Technology Development Award by the People's Bank.

In 2025, Bank of Gansu strengthened the security system from multiple aspects such as business continuity, network security, operation and maintenance management of data security and emergency management, so as to ensure the safe and stable operation of the Bank's information system.

The Bank has also implemented safeguards to maintain the confidentiality, integrity and availability of information. These safeguards include firewalls, anti-virus measures, data encryption, user authentication and authorization, desk site security, host security, terminal data leakage prevention, intrusion prevention and detection, network security situational awareness, filing and evaluation of the classified protection of important information systems, key information infrastructure protection and information system security assessment. During the Reporting Period, the Bank did not suffer any material IT system failures.

Management Discussion and Analysis

RISK MANAGEMENT

(m) Risk management of the Bank

The Bank is primarily exposed to credit risk, market risk, operational risk and liquidity risk in its business. It is also exposed to other risks such as reputation risk, information technology risk, money-laundering risk and legal and compliance risks. The Bank summarises and evaluates the comprehensive risk management on a semi-annually basis to prepare a Comprehensive Risk Management Report, and reports the same to the Board. The Bank considers that the existing risk management and internal control systems are operating effectively.

Since its inception, the Bank has implemented comprehensive risk management strategies to enhance its risk management systems.

(i) Credit risk management

Credit risk is the risk of loss due to (i) failure by a debtor or counterparty to meet its contractual obligations or (ii) a decrease in credit ratings or repayment ability. The Bank's credit risks arise mainly from loans, investments, guarantees, commitments and other on – or off-balance-sheet credit risk exposures.

Taking into account the external environment, policy orientation, regional developments and the actual situation of the Bank, the industry investment direction is divided into four categories: aggressive growth, selective growth, presence sustaining and shrinking or exit, and different credit strategies are adopted.

Management Discussion and Analysis

Industries

Credit Strategies

- Seed breeding and cultivation, wheat, corn, fruits, vegetables, potatoes, traditional Chinese medicine planting, cattle and sheep raising, advanced manufacturing industry, pharmaceutical manufacturing, new energy equipment manufacturing, railways, highways, airports, telecommunication, internet, hydropower generation, nuclear power generation, wind power generation, solar power generation, power supply, tap water production and supply, and other civil engineering construction in the field of railroads and other infrastructures, higher education, hospitals, software and information technology service industry, wastewater treatment and recycling, research and technology services, etc. (“**aggressive growth**” industries)
 - Agriculture, forestry, animal husbandry and fishery, coal mining and washing, oil and gas exploration, precious metal mining and dressing, rare earth metal mining and dressing, upgrading of traditional manufacturing industries, thermal power generation, housing construction, other civil engineering construction, construction and installation, building decoration, wholesale, retail, transportation and warehousing of pharmaceuticals and medical equipment, postal services, accommodation and catering, real estate development and operation, tourist attraction management, scenic spot management, forest park management, non-higher education, etc. (“**selective growth**” industries)
 - Ferrous metal mining and dressing, common non-ferrous metal mining and dressing, traditional manufacturing, wholesale and retail trade, business services, etc. (“**presence sustaining**” industries)
 - Coking, flat glass, ferro-alloy smelting, calcium carbide (“**shrinking or exit**” industries)
- priority will be given to customers in the industry who have technical advantages, established markets and great development potential.
 - selectively support key areas of the industry and high-quality enterprises in the industry.
 - objectively identify industry customers, prudently support with flexibility, and maintain the overall total amount unchanged under the premise of effective control of credit risk.
 - require an effective decline in overall credit balance from the beginning of the year.

Management Discussion and Analysis

(ii) **Market risk management**

Market risk is the risk of loss in on – and off-balance sheets arising from fluctuations in market prices. The Bank is exposed to market risks primarily through its banking book and trading book.

(A) *Interest rate risk management*

Interest rate risk is the exposure of the Bank's financial condition to adverse movements in interest rates. Its primary source of interest rate risk is the repricing of on – and off-balance sheet assets and liabilities due to mismatches in maturities.

Maturity or repricing date mismatches may cause changes in net interest income due to fluctuations in prevailing interest rates. The Bank is exposed to interest rate risk through its day-to-day lending and deposit-taking activities and its financial market operations.

The Bank places great emphasis on analyzing the general economic situation and policies, particularly the changes in currency policies. The Bank conducts analysis and studies on interest rate trends in financial markets, based on the results and forecast of which it formulates and adjusts interest rates, in order to better control interest rate risks and reduce losses arising from interest rate fluctuations.

The Bank manages the interest rate risk exposure of its RMB-denominated assets and liabilities on its balance sheet primarily by adjusting interest rates and optimizing the maturity profile of its assets and liabilities. The Bank seeks to reduce maturity mismatches by adjusting repricing frequency and establishing a pricing structure for corporate deposits.

The Bank uses various measures to evaluate interest rate risks arising from its banking book, including but not limited to techniques and measures such as duration analysis, sensitivity analysis, scenario analysis and stress tests, to measure its interest rate risk. For example, it regularly conducts sensitivity analysis and duration analysis on its bond business under different circumstances, to measure the potential effects on its profitability. Under unfavorable external conditions, it will also conduct special stress test analyses on the interest rate benchmark on loans and deposits. Based on such analyses, it may adjust their terms on repricing to control interest rate risk.

Management Discussion and Analysis

The Bank uses sensitivity analysis to measure the impact of changes in interest rates on our net profit or loss and equity. The table below sets forth the results of the Bank's interest rate sensitivity analysis based on its assets and liabilities as of the dates indicated.

	As of December 31,			
	2025	2024	2025	2024
	Change in net profit	Changes in equity	Change in net profit	Changes in equity
	<i>(Expressed in millions of RMB, unless otherwise stated)</i>			
Increase by 100 basis points	(353.8)	(327.5)	(268.8)	(7,144.7)
Decrease by 100 basis points	353.8	356.0	268.8	6,346.2

The sensitivity analysis above is based on a static interest rate risk profile of the assets and liabilities. This analysis measures only the impact of changes in interest rates within one year, showing how annualized net profit or loss and equity would have been affected by the repricing of assets and liabilities within the one-year period. The sensitivity analysis is based on the following assumptions:

- Interest rate movements at the end of each track record period apply to the Bank's non-derivative financial instruments;
- At the end of each track record period, an interest rate movement of 100 basis points is based on the assumption of interest rate movements over the next 12 months;
- There is a parallel shift in the yield curve with the changes in interest rates;
- There are no other changes to the assets and liabilities portfolio;
- Other variables (including exchange rates) remain unchanged; and
- The analysis does not take into account the effect of risk management measures taken by the management.

Due to the adoption of the aforementioned assumptions, the actual changes in the net profit or loss and equity caused by an increase or decrease in interest rates might vary from the estimated results of this sensitivity analysis.

Management Discussion and Analysis

(B) Exchange rate risk management

The Bank is exposed to exchange rate risks primarily due to mismatches in the currency denominations of on – and off-balance sheet assets and liabilities and in the trading positions of foreign exchange transactions. It manages exchange rate risks by matching the sources and uses of funds on a case-by – case basis.

The Bank seeks to keep the adverse impact of exchange rate fluctuations within an acceptable range by managing risk exposure limits and the currency structure of its assets and liabilities. In addition, it endeavors to reduce the number of transactions involving high exchange rate risks, monitor major indicators, and inspect the positions of major foreign currencies on a daily basis.

(iii) Operational risk management

Operational risk refers to the risk of loss caused by incomplete internal control procedures, failures of employees and IT systems or external events. Operational risk events include internal and external fraud, safety accidents in the workplace, damage to tangible assets, risk or implementation, settlement and procedure management failure relating to customers, products and operations, as well as errors or malfunctions in IT systems.

The Board of Directors is ultimately responsible for monitoring the effectiveness of the Bank’s operational risk management. It determines the Bank’s operational risk appetite based on its overall business strategies, and reviews and oversees the implementation of operational risk management strategies and policies.

The senior management of the Bank is responsible for coordinating operational risk management through its risk management and internal control committee.

The legal and compliance department of the Bank formulates operational risk management procedures for identifying, evaluating, monitoring and controlling operational risks under the supervision of the Board and senior management. The audit department supervises and evaluates the management of operational risks and is responsible for independently examining and evaluating the appropriateness, effectiveness and efficiency of operational risk management policies, systems and procedures.

The Bank has established a GRC system for managing internal control and operational risks. Through the system, it utilizes operational risk management tools to identify, measure and monitor operational risks.

Management Discussion and Analysis

(iv) Liquidity risk

Liquidity risk refers to the risk of failing to acquire sufficient funds at a reasonable cost and in a timely manner to pay the debts when due, fulfill other payment obligations and meet other funding requirements for normal business operations. Factors affecting the liquidity of the Bank include the term structure of its assets and liabilities and changes to financial industry policies, such as changes in the requirements relating to its statutory deposit reserve ratio. The Bank is exposed to liquidity risks primarily in its lending, trading and investment activities, as well as in the management of its cash flow positions.

The organizational framework of the liquidity risk management of the Bank focuses on formulating, implementing and supervising the separation of duties in relation to liquidity risk management policies and procedures. As the ultimate decision-making body for the liquidity risk management, the Board of Directors assumes ultimate responsibility for the liquidity risk management of the Bank.

Senior management is responsible for liquidity management, and the assets and liabilities management committee is responsible for implementing liquidity management policies and procedures. The audit committee of the Board of Directors is responsible for supervising and evaluating the implementation of liquidity risk management by senior management. The financial planning department is responsible for the daily liquidity risk management of the Bank.

The objective of the liquidity risk management of the Bank is, by establishing timely, reasonable and effective liquidity risk management mechanisms, to identify, measure, monitor and control liquidity risks, meet the liquidity needs of its assets, liabilities and off-balance sheet businesses on a timely basis, and control liquidity risks at an acceptable level to maintain sustained and healthy operations.

According to the Measures for the Management of Liquidity Risks of Commercial Banks (effective as from July 1, 2018) issued by the CBIRC, the Bank continually improves liquidity risk management, strictly implements regulatory rules, closely monitors liquidity indicators, enhances maturity management of its cash flows, formulates emergency plans, and enhances liquidity risk management and stress tests.

The Bank manages liquidity risks with instruments such as position reporting and monitoring, cash flow analysis, liquidity stress tests, liquidity risk limits and liquidity risk indicators.

Management Discussion and Analysis

The Bank's liquidity coverage ratio

	December 31, 2025	December 31, 2024
Liquidity coverage ratio (%)	234.01	190.88

The Bank's net stable funding ratio

	December 31, 2025	September 30, 2025
	<i>(Expressed in millions of RMB, unless otherwise stated)</i>	
Closing amount of available stable funds	319,146.35	319,413.03
Closing amount of required stable funds	232,370.44	232,851.83
Net stable funding ratio (%)	137.34	137.17

(v) Reputation risk management

Reputation risk refers to the risk of negative comments damaging the brand value, affecting normal operation and even market stability from relevant interested parties, the public and the media resulting from our management and operations, the conduct of its employees or external events such as complaints, penalties and cases. The general office of the Bank's headquarters is primarily responsible for reputation risk management, and the Board and the senior management bear the ultimate responsibility, supervision and management for reputation risk management.

(vi) Legal compliance risk management

Legal and compliance risk refers to the risk of legal sanctions, regulatory penalties, financial losses and reputational harm resulting from the failure to comply with laws and regulations. The Bank has a three-tier legal and compliance risk management structure at its head office, branches and sub-branches.

The legal and compliance department at its head office is in charge of managing our overall legal and compliance risks. In addition, the Bank has established legal and compliance departments at the tier-one branches and sub-branches in charge of matters in respect of legal compliance and risk management.

The Bank's risk management and internal control committee is primarily responsible for the overall operational risk and internal control management of the Bank. The Bank systematically manages our internal control compliance and legal affairs by building a GRC system. The Bank manages legal and compliance risks primarily through the following measures:

- formulating our rules, systems and annual plans, and leading and urging the formulation and amendment thereof;
- enhancing the compliance review mechanism to identify and evaluate compliance risks associated with our business activities;
- developing, coordinating, reviewing and incorporating the Bank's operation authorization plans and revised plans and putting them into implementation;
- uniformly managing standard contracts and other legal documents;

Management Discussion and Analysis

- managing and tracking our legal proceedings;
- formulating an annual compliance management plan, stipulating the focus for annual compliance work;
- managing related parties and connected transactions to control connected transactions in advance;
- optimizing the management mechanism for rectifications upon inspection, and enhancing the supervision and management of our rectifications upon inspection;
- closely monitoring regulatory changes and reporting compliance information and risks to our senior management and the relevant business lines; and
- enhancing internal training on legal and compliance, and issuing compliance alerts and reminders to employees through compliance proposals and internal publications.

(vii) IT risk management

IT risk refers to operational, reputational, legal and other risks arising from information technology applications due to natural factors, human factors, technical constraints, management defects and other factors. The IT risk management of the Bank aims to identify, measure, monitor and control IT risks through the development of effective systems.

The IT management committee supervises and guides IT activities of the Bank. The risk management department formulates IT risk management procedures under the supervision of the Board and senior management. The audit department audits IT risks. The IT department and relevant business departments are responsible for the implementation of specific risk management measures, plans and proposals.

(viii) Anti-money laundering management

The Bank has formulated comprehensive anti-money laundering rules and procedures in accordance with the Anti-Money Laundering Law of the PRC and the regulations of the People's Bank.

The Board of Directors oversees bank-wide implementation of anti-money laundering policies, supervises senior management with respect to the formulation and implementation of anti-money laundering rules and procedures, reviews reports from senior management on any major anti-money laundering matters and the overall money-laundering risk profile, and adjusts anti-money laundering policies of the Bank on a timely basis.

The Bank has established anti-money laundering leadership groups at its head office, branches and sub-branches.

The anti-money laundering leadership group at its head office leads and coordinates the bank-wide anti-money laundering efforts. It is primarily responsible for:

- formulating anti-money laundering plans;
- reviewing rules and internal controls regarding anti-money laundering;
- ensuring the effective implementation of internal controls for anti-money laundering;

Management Discussion and Analysis

- analyzing significant issues relating to anti-money laundering;
- formulating solutions and responsive measures; and
- reporting to the Board of Directors.

This leadership group is led by the president of the Bank and the office is set up at the legal and compliance department. The members of the leadership group consist of the anti-money laundering leadership management department, the business management department, the responsible persons from the middle and back-end cooperation departments and other parties.

The Bank conducts due diligence on the customers in accordance with anti-money laundering laws and regulations. The Bank reports large-scale and suspicious transactions to the China Anti-Money Laundering Monitoring and Analyzing Center on a daily basis through its anti-money laundering management system. The Bank also reports major reasonably suspected money laundering activities to the local branch of the People's Bank and cooperates with their investigations, and reports to local public security units when necessary.

The Bank provides bank-wide anti-money laundering training on a regular basis based on employees' position and seniority. The Bank also requires all new employees to participate in mandatory anti-money laundering training before commencing employment.

(ix) Internal audits

The Bank believes internal audits are essential to its stable operations and achievement of business objectives. It conducts internal audits to monitor the compliance with laws and regulations and the implementation of its internal policies and procedures, with the objective of controlling risks at an acceptable level.

The Bank also aims to conduct effective risk management as well as optimizes internal control compliance and its corporate governance structure, in an effort to improve its operations. It adheres to the principles of independence, importance, prudence, objectiveness and relevance for internal audits.

The Bank has adopted an independent and vertical internal audit management system, consisting of the audit committee of the Board of Directors and the audit department.

Management Discussion and Analysis

ANALYSIS ON CAPITAL ADEQUACY RATIO

The Bank is required to comply with the NAFR's capital adequacy ratio requirements. It has calculated and disclosed capital adequacy ratios in accordance with the Capital Administrative Measures for Commercial Banks.

The table below sets forth certain information relating to its capital adequacy ratio as of December 31, 2025 and 2024.

	December 31, 2025	December 31, 2024
	<i>(Expressed in millions of RMB, unless otherwise stated)</i>	
Net core tier-one capital	33,370.9	31,910.8
Net tier-one capital	36,375.4	31,914.6
Net capital base	36,384.5	31,922.3
Total risk-weighted assets	301,391.5	285,927.6
Core tier-one capital adequacy ratio (%)	11.07	11.16
Tier-one capital adequacy ratio (%)	12.07	11.16
Capital adequacy ratio (%)	12.07	11.16

Report of the Board of Directors

The Board is pleased to present the Report of the Board of Directors together with the audited financial statements of the Group for the year ended December 31, 2025. All relevant sections of this report referred to in this Report of the Board of Directors form part of this Report of the Board of Directors. Unless otherwise specified, the financial data disclosed in this report are prepared in accordance with the IFRSs.

1. BUSINESS REVIEW

The Bank is a provincial urban commercial bank in Gansu Province of China, and has established a comprehensive business network across Gansu Province. The Group is engaged in a range of banking services and related financial services. The information on business review of the Group for the year ended December 31, 2025 is set out in the section headed “Management Discussion and Analysis – Business Review” of this annual report.

2. RELATIONSHIP BETWEEN THE BANK AND ITS EMPLOYEES

The Bank has a young and highly educated team of employees. All of the Bank’s employees participate in employee benefit plans, such as pension insurance, corporate annuity funds, housing provident funds, work related injury insurance, medical insurance, unemployment insurance and maternity insurance.

The Bank conducts performance evaluations of employees on an annual basis to provide feedback based on the evaluations. Remuneration for full-time employees typically consists of a base salary and performance-based compensation. The Bank determines performance-based compensation based on the employee’s work performance and its financial results.

The Bank focuses on employee career development and provides training programs for employees in different business lines. It has built a team of internal training providers under its human resources department.

The Bank has established a labor union in accordance with PRC laws and regulations. It believes that it has maintained a good working relationship with its employees. During the Reporting Period and as of the Latest Practicable Date, the Bank had not experienced any labor strikes or other labor disturbances that have material adverse impact on its operations or public image.

3. RELATIONSHIP BETWEEN THE BANK AND ITS CUSTOMERS

(I) Retail Customers

In respect of retail banking, the Bank offers its retail customers a wide range of financial products and services, including loans, deposits, debit card services and fee and commission-based products and services. The Bank categorizes retail customers into regular customers (with average financial asset balances of under RMB50,000), wealth management customers (with average financial asset balances of RMB50,000 or above but less than RMB200,000), wealthy customers (with average financial asset balances of RMB200,000 or above but less than RMB3.0 million) and private banking customers (with average financial asset balances of RMB3.0 million or above). As of December 31, 2025, the Bank had 399,400 wealthy customers and 3,296 private banking customers. This sizable retail customer base provides a stable source of deposits and opportunities to strengthen cross-sell and develop our retail business.

(II) Corporate Customers

The Bank offers corporate customers a broad range of financial products and services, including loans, discounted bills, deposits and fee and commission-based products and services. The Bank’s corporate customers primarily include government agencies, public organizations, SOEs, private enterprises and foreign-invested enterprises. The Bank is committed to serving local customers with a focus on small and micro enterprises. In addition, the Bank commits to seeking to develop long-term business relationships with customers by closely monitoring their financial needs and offering tailored financial solutions.

Report of the Board of Directors

4. PROFITS AND DIVIDEND

(I) Dividend Policy

The Board of Directors is responsible for submitting proposals for dividend payments to the Shareholders' general meeting for approval. The determination of whether to pay a dividend and in which amount is based on the results of operations, cash flow, financial condition, capital adequacy ratios, future business prospects, statutory and regulatory restrictions and other factors that the Board of Directors deems relevant.

Under the Company Law and our Articles of Association, all of the shareholders holding the same class of shares have equal rights to dividends and other distributions proportionate to their shareholding. Under PRC law, the Bank may only pay dividends out of profit after tax. Profit after tax for a given year represents net profit as determined under PRC GAAP or IFRSs or the accounting standards of the overseas jurisdiction where the shares are listed, whichever is lower, less:

- any of its accumulated losses in prior years;
- appropriations the Bank is required to make to the statutory surplus reserve, which is currently 10% of our net profit as determined under PRC GAAP, until such statutory surplus reserve in aggregate reaches an amount equal to 50% of our registered capital;
- a general reserve the Bank is required to set aside; and
- appropriations to a discretionary surplus reserve as approved by the shareholders at a Shareholders' general meeting.

According to the relevant MOF regulations, before a financial institution makes any profit distribution, the balance of the Bank's statutory general reserve shall in principle not be lower than 1.5% of the balance of risk assets at the end of the period. As of December 31, 2025, the Bank set aside RMB158.9 million as general reserves, in line with relevant regulations.

Any distributable profits that are not distributed in a given year are retained and available for distribution in subsequent years. The Bank generally does not distribute dividends in a year in which the Bank does not have any distributable profit. The payment of any dividend by the Bank must also be approved at a Shareholders' general meeting.

The Bank is not allowed to distribute profits to the Shareholders until the Bank has made up our losses and made appropriations to the Bank's statutory surplus reserve and general reserves. The Shareholders are required to return any profit distributed in violation of the relevant rules and regulations.

As of December 31, 2025, the Bank had a capital adequacy ratio of 12.07%, a tier-one capital adequacy ratio of 12.07% and a core tier-one capital adequacy ratio of 11.07%, all of which comply with the relevant NAFR requirements.

Report of the Board of Directors

(II) Final dividend for 2024

At the meeting of the Board of Directors of the Bank convened on March 28, 2025, to lay a solid foundation for the Bank's development, and after taking into account the need for future growth in a long run as well as other factors, the Board of Directors recommended no distribution of any 2024 final dividend.

The proposals were considered and approved at the 2024 annual general meeting convened on June 27, 2025.

(III) Profit and profit distribution plan for 2025

The Group's revenue for the year ended December 31, 2025 and the Group's financial position as of the same date are set out in the consolidated financial statements of this annual report.

Considering the comprehensive factors such as the return of shareholders and the future development of the Bank, according to the relevant laws and regulations and the Articles of Association of the Bank, at the Board meeting of the Bank convened on 27 March, 2026, the Board recommended the distribution of dividend of RMB1.18 (tax inclusive) for every 10 shares, totaling RMB1,778,235,376.94. The resolution will proposed at the 2025 AGM for approval.

The Bank will complete the dividend distribution within two months after the profit distribution plan for 2025 is considered and approved by the shareholders' general meeting in accordance with the Articles of Association and no later than the end of August 2026. Arrangement in relation to the record date for this H Share dividend distribution, the book closure arrangements, and the expected dividend payment date will be announced by the Bank in due course.

5. CHANGES IN THE RESERVES

Details of the Group's changes in the reserves and the distributable profit reserve for the year ended December 31, 2025 are set out in "Consolidated Statement of Changes in Equity" of this annual report. The distributable profit reserves of the Bank as of December 31, 2025 were RMB5,157.6 million.

6. SUMMARY OF FINANCIAL INFORMATION

The summary of the operating results for the year ended December 31, 2025 and assets and liabilities as of December 31, 2025 of the Group is set out in the section headed "Financial Highlights" of this annual report.

7. DONATIONS

For the year ended December 31, 2025, the Group made charity and other donation of RMB1,466,441.50 in aggregate.

8. PROPERTY AND EQUIPMENT

Details of the changes in property and equipment of the Group for the year ended December 31, 2025 are set out in note 27 to the consolidated financial statements of this annual report.

Report of the Board of Directors

9. RETIREMENT BENEFITS

The Group offers two non-contributory defined benefit retirement benefit plans, including:

(i) Supplemental retirement benefits

The Group pays supplemental retirement benefits for employees. The amount represents the present value of the total estimated amount of future benefits that the Group is committed to pay for employees at the end of the reporting year. As at December 31, 2025, the present value of the obligations under the supplemental retirement benefits was RMB1.2 million. The Group's obligations in respect of the supplemental retirement benefits were assessed using projected unit credit actuarial cost method by an external independent actuary, Wills Towers Watson (a member of Society of Actuaries in America), with December 31, 2025 as the assessment date. The adopted actuarial assumption of the actuarial assessment result is set out in the Table 1 below:

Point of time	December 31, 2025
Discount rate – benefits after resignation	2.00%
Discount rate – benefits after layoff	1.25%
Annual resignation rate	2.00%
Death rate	China Life Tables (2010 to 2013) Pension business for male/female
Annual growth rate of large supplemented amount for medical insurance contributions after official retirement of existing retired personnel, existing internal retired personnel and entitled incumbent staff members	6.00%
Annual growth rate of basic medical insurance contributions after official retirement of existing retired personnel, existing internal retired personnel and entitled incumbent staff members	6.00%

(ii) Other long-term staff welfare payable:

The Group pays compensation for termination benefits of employees. The amount represents the present value of the total estimated amount of future benefits that the Group is committed to pay for employees at the end of the reporting year. As at December 31, 2025, the present value of other long-term staff welfare payable was RMB13.6 million. The Group's obligations in respect of other long-term staff welfare payable were assessed using projected unit credit actuarial cost method by an external independent actuary, Wills Towers Watson (a member of Society of Actuaries in America), with December 31, 2025 as the assessment date. The main assumption is stated as the above table.

Further details regarding the retirement benefits provided by the Group to employees are set out in note 37 to the consolidated financial statements of this annual report.

Report of the Board of Directors

10. SUBSTANTIAL SHAREHOLDERS

Details of the substantial Shareholders as of December 31, 2025 are set out in the section headed “Changes in Share Capital and Particulars of Shareholders – II. Particulars of Shareholders – (II) Interests and Short Positions of Substantial Shareholders and Other Persons” of this annual report.

11. PURCHASE, SALE AND REDEMPTION OF LISTED SECURITIES OF THE BANK

(i) Replenishment of Other Tier-one Capital Through the Convertible Negotiated Deposit

In order to further enhance the Bank’s ability to withstand risks and better serve the development of the real economy, the Bank entered into the Convertible Negotiated Deposit Contract with the Department of Finance of Gansu Province in December 2025. Pursuant to the contract, the Department of Finance of Gansu Province or its designated entity will inject a total of RMB3.0 billion into the Bank in five installments in the form of the convertible negotiated deposits. These comprise a RMB0.6 billion deposit with a 3-year term, a RMB0.6 billion deposit with a 4-year term, a RMB0.6 billion deposit with a 5-year term, a RMB0.6 billion deposit with a 6-year term, and a RMB0.6 billion deposit with a 7-year term. Before the conversion, the interest rate of the Convertible Negotiated Deposit shall match with the corresponding interest rate on the issuance of local government special bond and the interest rate will be approximately 2.86% per annum. Interest on the convertible negotiated deposits is paid semi-annually. The Bank may repay the funds of the Convertible Negotiated Deposit in advance upon approval by the Department of Finance of Gansu Province.

The core conversion terms under the Convertible Negotiated Deposit Contract provides that when the core tier-one capital adequacy ratio of the Bank is lower than 5.125%, and other conditions as set out in the Agreement are met, all or part of the Convertible Negotiated Deposit will be converted into ordinary Shares periodically and included in the core tier-one capital. It is determined on the basis of the higher value of (i) average trading price of H Shares of the Bank for 20 trading days preceding the date of the Board resolution approving the Convertible Negotiated Deposit (i.e. the total trading amount of H Shares of the Bank for the 20 trading days preceding August 25, 2025/total trading volume of H Shares of the Bank for such 20 preceding trading days), which will be translated into the price of RMB (i.e. HK\$0.292 (equivalent to approximately RMB0.266)) with the central parity of the RMB against the Hong Kong dollars announced by State Administration of Foreign Exchange on the date of the Board resolution, and (ii) the net assets per Share attributable to the owners of the parent company based on the consolidated statement after asset and capital verification at the time of conversion of the Convertible Negotiated Deposit. The Bank’s net assets per Share attributable to the owners of the parent company based on the consolidated statement as of June 30, 2025 was RMB2.26. The conversion price shall be subject to adjustments in accordance with the circumstances specified in the agreement.

Convertible Negotiated Deposit is an innovative capital instrument to replenish the capital of small and medium-sized banks. It is to inject local government bond funds that can be used to replenish the capital of small and medium-sized banks into target banks in the form of deposits to replenish the target banks’ capital. At the same time, the subscriber of the Convertible Negotiated Deposit enters into an agreement with the target banks to convert the deposit into ordinary Shares upon the fulfillment of the conditions for the conversion, or to repay the principal and interest by the target banks upon the maturity of the Convertible Negotiated Deposit or when it becomes redeemable. The above deposits have been utilized in full to replenish the other tier-one capital of the Bank.

Report of the Board of Directors

Please refer to the announcements dated August 25, 2025 and September 30, 2025 and the circular dated September 4, 2025 of the Bank for details of the Convertible Negotiated Deposit.

Save for the above Convertible Negotiated Deposit arrangements, during the Reporting Period, the Bank and any of its subsidiaries had not purchased, sold or redeemed any of the Bank's listed securities (including the sale of treasury shares). As of the end of the Reporting Period, the Bank did not hold treasury shares.

12. PRE-EMPTIVE RIGHTS

There are no provisions in the Articles of Association and the relevant PRC laws for granting preemptive rights to the Shareholders.

13. MAJOR CUSTOMERS

As of December 31, 2025, the Group's five largest depositors and five largest borrowers accounted for less than 10% and 10% of the respective total deposits from customers and total loans and advances to customers.

None of the Directors, their close associates or any Shareholders (which, to the best knowledge of the Directors, own more than 5% of the Bank's issued share capital) has any interests in the Group's five largest borrowers or depositors.

14. SHARE CAPITAL

Please refer to the section headed "Changes in Share Capital and Particulars of Shareholders" of this annual report for details of the share capital of the Bank.

15. DIRECTORS OF THE BANK

As of the date of this annual report, the Board of Directors includes:

Executive Director:	Mr. Liu Qing
Non-executive Directors:	Mr. Zhang Bin, Mr. Zhang Junping, Mr. Liu Jian, Mr. Ye Rong, Mr. Li Chun and Ms. Yang Chunmei
Independent non-executive Directors:	Mr. Liu Guanghua, Mr. Wang Lei, Mr. Hau Pak Sun, Mr. Li Zongyi, Mr. Qiu Yongpan

Details of the Directors and senior management members of the Bank are set out in the section headed "Directors, Senior Management, Employees and Organizations" of this annual report.

Report of the Board of Directors

16. INTERESTS AND SHORT POSITIONS OF DIRECTORS AND CHIEF EXECUTIVE IN SHARES, UNDERLYING SHARES AND DEBENTURES OF THE BANK AND ITS ASSOCIATED CORPORATIONS

As at December 31, 2025, the interests of the Directors and chief executive of the Bank in the Shares, underlying Shares and debentures of the Bank or its associated corporations (within the meaning of Part XV of the SFO) as recorded in the register required to be kept under Section 352 of the SFO or as required to be notified to the Bank and the Hong Kong Stock Exchange pursuant to the Model Code or in accordance with Divisions 7 and 8 of Part XV under the SFO are as follows:

Name	Position in the Bank	Class of Shares	Nature of Interest	Number of Shares	Percentage of Domestic Shares of the Bank (%)	Percentage of the Total Share Capital of the Bank (%)
Mr. Liu Qing	Chairman, Executive Director	Domestic Shares	Beneficial owner	301,714 (L) ⁽¹⁾	0.003	0.002

Note:

(1) L represents long position.

Save as disclosed above, none of the Directors and chief executive of the Bank held any interests or short positions in the Shares, underlying Shares and debentures of the Bank or its associated corporations as at December 31, 2025.

17. ARRANGEMENTS TO PURCHASE SHARES OR DEBENTURES

At no time during the Reporting Period was the Bank or any of its subsidiaries or fellow subsidiaries, a party to any arrangements to enable the Directors (including their spouses and children under the age of eighteen) of the Bank to acquire benefits by means of the acquisition of Shares in, or debentures of, the Bank or any other body corporate.

18. INTERESTS OF DIRECTORS IN MATERIAL TRANSACTIONS, ARRANGEMENTS OR CONTRACTS AND SERVICE CONTRACTS

Saved as disclosed in this annual report, none of the Directors (or their connected entities) had any material interest, whether directly or indirectly, in any transaction, arrangement or contract of significance of the Bank or its subsidiaries subsisting during or at the end of the Reporting Period. None of the Directors has entered into a service contract with the Bank that cannot be terminated by the Bank or its subsidiaries within one year without payment of compensation (other than statutory compensation).

19. MANAGEMENT CONTRACT

Save for the service contracts entered into with the Directors and senior management members of the Bank, the Bank has not entered into any other contract with any individual, company or body corporate in relation to the management or administration of the whole or any substantial part of any business of the Bank.

Report of the Board of Directors

20. INTERESTS OF DIRECTORS IN COMPETING BUSINESSES

None of the Directors has any interest in a business that competes, or is likely to compete, either directly or indirectly, with the business of the Bank under Rule 8.10(2) of the Hong Kong Listing Rules.

21. CORPORATE GOVERNANCE

The Bank is committed to maintaining a high level of corporate governance. Details of the Group's corporate governance are set out in the section headed "Corporate Governance Report" of this annual report. During the Reporting Period, the Bank has complied with all the mandatory disclosure requirements set out in the code provisions contained in Part 2 of Appendix C1 of the Corporate Governance Code and, where appropriate, has adopted the recommended best practices contained therein.

22. CONNECTED TRANSACTIONS

The continuing connected transactions of the Bank during the Reporting Period are set forth below:

Fully Exempt Continuing Connected Transactions

(I) **Commercial banking services and products provided in the ordinary and usual course of business**

The Bank is a commercial bank incorporated in the PRC under the supervision of the NAFR and the People's Bank. It provides commercial banking services and products in the ordinary and usual course of business to the public in China, including the Bank's connected persons (such as the Directors and/or their respective associates). Details of the connected transactions between the Bank and its connected persons are set out below. These transactions are entered into in the ordinary and usual course of business of the Bank on normal commercial terms.

(1) *Extending loans and other credit facilities to connected persons*

The Bank provides loans and other credit facilities to certain connected persons of the Bank in the ordinary and usual course of business on normal commercial terms and with reference to prevailing market rates (including providing loans indirectly to connected persons of the Bank through trust schemes or asset management schemes established by third parties).

The above loans and other credit facilities provided by the Bank to the connected persons are entered into in the ordinary and usual course of business on normal commercial terms and with reference to prevailing market interest rates. Accordingly, pursuant to Rule 14A.87(1) of the Hong Kong Listing Rules, these transactions constitute fully exempt continuing connected transactions (i.e. financial assistance provided by the Bank to connected persons in the ordinary and usual course of business on normal commercial terms), and are therefore fully exempt from the reporting, annual review, announcement and independent Shareholders' approval requirements under Chapter 14A of the Hong Kong Listing Rules.

Report of the Board of Directors

(2) *Taking deposits from connected persons*

The Bank takes deposits from certain connected persons in the ordinary and usual course of business with normal deposit interest rates and on normal commercial terms.

The deposits are placed by the Bank's connected persons with the Bank on normal commercial terms, with reference to prevailing market rates. Accordingly, pursuant to Rule 14A.90 of the Hong Kong Listing Rules, these transactions constitute fully exempt continuing connected transactions (i.e. financial assistance received by the Bank from connected persons which are made by connected persons on normal commercial terms, and are not secured by the Bank's assets) and are therefore fully exempt from the reporting, annual review, announcement and independent Shareholders' approval requirements under Chapter 14A of the Hong Kong Listing Rules.

(3) *Other banking services and products*

The Bank provides various commercial banking services and products (such as bank acceptance bills and debit card services) to certain connected persons in the ordinary and usual course of business on normal commercial terms and conditions at normal fee standards.

These continuing connected transactions are the provision of various commercial banking services and products to the Bank's connected persons in the ordinary and usual course of business on normal commercial terms similar to or no more favorable than those offered to independent third parties and are expected to constitute de minimis transactions under Chapter 14A of the Hong Kong Listing Rules. Accordingly, pursuant to Rule 14A.76(1) of the Hong Kong Listing Rules, these transactions constitute fully exempt continuing connected transactions and are therefore fully exempt from the reporting, annual review, announcement and independent Shareholders' approval requirements under Chapter 14A of the Hong Kong Listing Rules.

(II) **Property leasing agreements with connected persons**

The Bank entered into a property leasing agreement on July 1, 2024 with JISCO Zhongtian Property Co., Ltd. (酒鋼集團中天置業有限公司) (an associate of Gansu State-owned Assets Investment, a substantial Shareholder of the Bank, "Zhongtian Property"). Zhongtian Property leased a property located in Xiongguan District, Jiayuguan, Gansu Province to the Bank as the Bank's business office, with a leasing term from July 1, 2024 to June 30, 2025. The Bank renewed the property leasing agreement on July 1, 2025 with Zhongtian Property, with a leasing term from July 1, 2025 to June 30, 2026. Pursuant to these two leasing agreements ("Zhongtian Leasing Agreements"), the Bank has paid the rental in an aggregate amount of RMB564,000 to Zhongtian Property during the Reporting Period. The transaction was conducted on normal commercial terms.

Report of the Board of Directors

On January 30, 2025, the Bank entered into a lease agreement with Gansu Agricultural Reclamation Construction Engineering Co., Ltd. (甘肅省農墾建築工程有限責任公司) (an associate of Gansu State-owned Assets Investment, a substantial Shareholder of the Bank, “Agricultural Reclamation Construction”). Agricultural Reclamation Construction agreed to lease to the Bank a commercial shop located in Yumen City, Gansu Province, for use as a business premises, with a lease term from February 1, 2025, to January 31, 2026. According to the lease agreement (the “Agricultural Reclamation Lease Agreement”), the rent paid by the Bank to Agricultural Reclamation Construction during the Reporting Period was RMB255,100. The transaction was conducted on normal commercial terms.

Gansu State-owned Assets Investment, a substantial Shareholder of the Bank, holds 31.52% equity interest in Jiuquan Iron & Steel, while Zhongtian Property is a subsidiary of Jiuquan Iron & Steel. Zhongtian Property is therefore a connected person of the Bank. Gansu State-owned Assets Investment, a substantial Shareholder of the Bank, holds 100% equity interest in Agricultural Reclamation Group (農墾集團), while Agricultural Reclamation Construction is a subsidiary of Agricultural Reclamation Group. Agricultural Reclamation Construction is therefore a connected person of the Bank. As the highest applicable percentage ratios of the transactions under the Zhongtian Leasing Agreements and Agricultural Reclamation Lease Agreement calculated for the purpose of Chapter 14A of the Hong Kong Listing Rules are both, on an annual basis, less than 0.1%, the continuing connected transactions under the Zhongtian Leasing Agreements and Agricultural Reclamation Lease Agreement constitute de minimis transactions, and are therefore exempt from all the reporting, annual review, announcement and independent Shareholders’ approval requirements pursuant to Rule 14A.76(1) of the Hong Kong Listing Rules.

Partially-exempt Connected Transactions

(III) Property management agreement with a connected person

The Bank entered into a property management entrustment agreement with Lanzhou Changhong Property Management Co., Ltd. (蘭州長虹物業管理有限公司) (an associate of Gansu State-owned Assets Investment, a substantial Shareholder of the Bank, “Changhong Property”) (the “Property Management Entrustment Agreement”). Pursuant to the Property Management Entrustment Agreement, Changhong Property agreed to provide property management services to the Bank for the Bank of Gansu Tower situated at Chengguan District of Lanzhou, Gansu Province, with a term from January 1, 2025 to December 31, 2025 and at a total annual fee of RMB4,870,000. The transaction was conducted on normal commercial terms. The actual payment was RMB4,870,000. On December 16, 2025, The Bank and Changhong Property agreed to continue the property management services for a period from January 1, 2026 to December 31, 2026.

Report of the Board of Directors

Gansu State-owned Assets Investment, a substantial Shareholder of the Bank, holds 31.52% equity interest in Jiuquan Iron & Steel, which holds 100% equity interest in JISCO Lanzhou Judong Real Estate Development Co., Ltd. JISCO Lanzhou Judong Real Estate Development Co., Ltd. holds 100% equity interest in Changhong Property. Therefore, Changhong Property is a connected person of the Bank. As the highest applicable percentage ratios of the above transaction calculated for the purpose of Chapter 14A of the Hong Kong Listing Rules are, on an annual basis, more than 0.1% but less than 5%, the continuing connected transaction under the above property management services agreement is subject to the reporting, announcement and annual review requirements pursuant to Rule 14A.76(1) of the Hong Kong Listing Rules, but is exempt from the circular (including independent financial advice) and independent shareholders' approval requirements.

(IV) Creditor's Rights Assets Transfer

In order to relieve the existing pressure of non-performing assets undertaken by the Bank, the Bank disposed of two non-performing assets by way of public bidding, with Gansu Assets Management Co., Ltd. ("Gansu Assets Management") as the winner of the public bidding for each of the non-performing assets.

On June 30, 2025, the Bank and Gansu Assets Management entered into an Assets Transfer Agreement, pursuant to which the Bank agreed to transfer the creditor's rights assets with a total principal balance and interest of approximately RMB189.1339 million to Gansu Assets Management for a total consideration of RMB36.6606 million (the "First Creditor's Rights Assets Transfer"). Further details of the transaction can be found in the announcement issued by the Bank on June 30, 2025.

On December 29, 2025, the Bank and Gansu Assets Management entered into an Assets Transfer Agreement, pursuant to which the Bank agreed to transfer the creditor's rights assets with a total principal balance and interest of approximately RMB175.3297 million to Gansu Assets Management for a total consideration of RMB101.7501 million (the "Second Creditor's Rights Assets Transfer"). Further details of the transaction can be found in the announcement issued by the Bank on December 29, 2025.

Gansu State-owned Assets Investment is a substantial shareholder of the Bank and Gansu Assets Management is a subsidiary of Gansu State-owned Assets Investment, and thus a connected person of the Bank. The First Creditor's Rights Assets Transfer and the Second Creditor's Rights Assets Transfer constitute connected transactions of the Bank under Chapter 14A of the Hong Kong Listing Rules. As one or more of the applicable percentage ratios in respect of the two Creditor's Rights Assets Transfers (calculated separately, or on an aggregate basis) exceed 0.1% but all percentage ratios are less than 5%, the First Creditor's Rights Assets Transfer and the Second Creditor's Rights Assets Transfer are all subject to the reporting and announcement requirements under Chapter 14A of the Hong Kong Listing Rules, but are exempt from relevant circular (including independent financial advice) and independent shareholders' approval requirements.

Report of the Board of Directors

Non-exempt Connected Transactions

(V) Asset Disposal

To improve the asset quality of the Bank, optimize its asset structure and reduce the provision and asset impairment losses, on August 5, 2025, the Bank entered into the asset transfer agreement with Gansu Assets Management, pursuant to which the Bank agreed to sell certain assets held by the Bank (the “Disposed Assets”) to Gansu Assets Management for the consideration of RMB15.3 billion (the “Asset Transfer Agreement”).

The Disposed Assets are a portfolio of assets consisting of certain underperforming assets held by the Bank, including: (i) all the (existing and future, actual and contingent) ownership and relevant interests of the Bank in the Disposed Assets; (ii) all repayments that are due or to be due for the Disposed Assets; (iii) the rights to request, claim, recover and accept all payable amounts related to the Disposed Assets; and (iv) all rights and legal remedies related to the realization and enforcement of each asset item under the Disposed Assets.

The consideration was determined by the Bank and Gansu Assets Management after arm’s length negotiation with reference to the net book value of the principal and interest of the Disposed Assets. As of June 30, 2025, the total book balance of the principal and interest of the Disposed Assets was approximately RMB19.719 billion, of which the book balance of the principal was approximately RMB17.864 billion and the interest receivable was approximately RMB1.855 billion. The Bank has made an impairment provision of approximately RMB4.797 billion for the Disposed Assets, and the net book value of the principal and interest of the Disposed Assets after deducting the impairment provision was approximately RMB14.922 billion. The consideration for the Asset Disposal is slightly higher than the net book value of the Disposed Assets, which is in the interests of the Bank and Shareholders as a whole.

The consideration shall be paid by Gansu Assets Management to the Bank in installments. The initial payment of RMB8.0 billion was paid by Gansu Assets Management in September, 2025. The remaining payment shall be paid by Gansu Assets Management in installments within five years after the Asset Transfer Agreement becomes effective. In particular, RMB2.19 billion shall be paid on or before December 31, 2028, RMB1.825 billion shall be paid on or before December 31, 2029, and RMB3.285 billion shall be paid on or before December 31, 2030.

The proceeds from the Asset Disposal will be used for the general working capital of the Bank. The Bank will further optimize its asset structure and credit allocation structure, intensify efforts to serve the real economy, and strongly support the high-quality economic and social development of Gansu Province.

The Asset Disposal constitutes a connected transaction of the Bank under Chapter 14A of the Listing Rules and a very substantial disposal under Chapter 14 of the Listing Rules. As one or more of the applicable percentage ratios in respect of the Asset Disposal exceed(s) 75%, the Asset Disposal is subject to the reporting, announcement and independent shareholders’ approval requirements under Chapter 14 and 14A of the Listing Rules. The Bank obtained approval from independent Shareholders for the Asset Disposal at an extraordinary general meeting held on September 19, 2025.

Report of the Board of Directors

Confirmation from Independent Non-Executive Directors

The independent non-executive Directors of the Bank have reviewed the continuing connected transactions between the Bank and Changhong Property under the property management entrustment contract and confirmed that the transactions were:

- (1) entered into in the ordinary and usual course of business of the Group;
- (2) on normal commercial terms or, if the comparable transactions are not sufficient for determining whether the terms of such transactions are on normal commercial terms, on terms no less favorable to the Group than the terms available to or from independent third parties (as the case may be); and
- (3) conducted in accordance with the terms of the agreements for relevant transactions and the terms of the transactions are fair and reasonable and in the interests of the Shareholders of the Bank as a whole.

Confirmation from the Auditor

The Board of Directors has received a confirmation letter from the auditor, SHINEWING (HK) CPA Limited, regarding the aforementioned continuing connected transactions, confirming that as of December 31, 2025, in respect of the aforementioned continuing connected transactions:

- (1) nothing has come to its attention that causes it to believe that the transactions have not been approved by the Board of Directors;
- (2) nothing has come to its attention that causes it to believe that the transactions were not carried out, in all material respects, in accordance with relevant agreements; and
- (3) nothing has come to its attention that causes it to believe that the transaction amount of each transaction has exceeded its annual cap as stated above.

Related Party Transactions Referred to in the Consolidated Financial Statements and Connected Transactions under the Hong Kong Listing Rules

Save as disclosed above, there is no related party transaction or continuing related party transaction referred to in note 46 to the consolidated financial statements that falls into the category of connected transactions or continuing connected transactions that need to be disclosed under the Hong Kong Listing Rules. The Bank has complied with the requirements under Chapter 14A of the Hong Kong Listing Rules with respect to the connected transactions and continuing connected transactions of the Bank.

Report of the Board of Directors

23. REMUNERATION POLICIES FOR DIRECTORS AND SENIOR MANAGEMENT MEMBERS

The Bank endeavors to improve its performance evaluation system for Directors and senior management members. The remuneration system for the Directors and senior management members of the Bank adheres to the principle of unifying responsibilities, authorities and interests, combining incentives and restraints and focusing on both short-term and long-term incentives. The Bank insists on conducting remuneration system reform complementary with relevant reforms and promoting the marketization, monetization and standardization of the income allocation of the Bank's senior management.

The remuneration provided by the Bank for its executive Directors, employee Directors and senior management who are also the Bank's employees concurrently include salaries, discretionary bonus, social security plans, housing provident fund plans and other benefits. The remuneration provided by the Bank for its non-executive Directors and independent non-executive Directors are determined by their responsibilities. The Bank strictly adheres to relevant regulatory provisions when making remuneration payments. The Bank assesses senior management members and offers remuneration to them based on the results of the assessment.

Please refer to note 12 to the consolidated financial statements in this annual report for the details of the remuneration of the Directors and senior management members.

24. PUBLIC FLOAT

Based on the publicly available information and to the best of the Directors' knowledge, as of the Latest Practicable Date, the number of H Shares in public hands represents approximately 25.17% of the total issued share capital of the Bank, which satisfies the minimum public float requirement under Rule 19A.28B(1) of the Hong Kong Listing Rules.

25. TAX RELIEF

(1) Withholding and Payment of Enterprise Income Tax for Non-resident Enterprise Shareholders

Pursuant to the Enterprise Income Tax Law of the People's Republic of China 《中華人民共和國企業所得稅法》 and its implementation rules and the relevant regulations, the Bank has the obligation to withhold and pay enterprise income tax at a tax rate of 10% on behalf of the non-resident enterprise shareholders whose names appear on the H Share register in the distribution of dividend. As any shares registered in the name of non-individual shareholders, including HKSCC Nominees Limited, other nominees, trustees or other groups and organizations, will be treated as being held by nonresident enterprise shareholders, the dividends received shall be subject to the withholding of enterprise income tax.

Upon receipt of such dividends, a non-resident enterprise shareholder may apply to the competent tax authorities for relevant treatment under the tax treaties (arrangements) in person or through a proxy or a withholding agent, and provide evidence in support of its status as an actual beneficial owner as defined in the tax treaties (arrangements). Upon verification by the competent tax authorities, the difference between the tax levied and the amount of tax payable as calculated at the tax rate under the tax treaties (arrangements) will be refunded.

Report of the Board of Directors

(2) Withholding and Payment of Individual Income Tax for Individual Overseas Resident Shareholders

According to the Individual Income Tax Law of the People's Republic of China (《中華人民共和國個人所得稅法》) and its implementation rules and the Announcement of the State Administration of Taxation on Promulgating the Administrative Measures for Tax Convention Treatment for Non-resident Taxpayers (Announcement of the State Administration of Taxation 2015 No. 60) (《國家稅務總局關於發佈〈非居民納稅人享受稅收協定待遇管理辦法〉的公告》(國家稅務總局公告 2015 年第 60 號)) (the "Tax Convention Announcement"), the Bank has the obligation to withhold and pay individual income tax on behalf of the individual shareholders whose names appear on the H Share register ("Individual H Shareholder(s)") in the distribution of final dividend for 2025. However, Individual H Shareholders are entitled to the relevant favorable tax treatments pursuant to the provisions in the tax treaties between the countries (regions) in which they are domiciled and the PRC, and the tax arrangements between the PRC and Hong Kong (or Macau). As such, the Bank will withhold and pay individual income tax on behalf of the Individual H Shareholders in accordance with the following arrangements:

- for Individual H Shareholders receiving dividends who are Hong Kong or Macau residents or citizens from countries (regions) that have entered into a tax treaty with the PRC stipulating a tax rate of 10%, the Bank will withhold and pay individual income tax at the rate of 10% in the distribution of final dividend;
- for Individual H Shareholders receiving dividends who are residents from countries (regions) that have entered into a tax treaty with the PRC stipulating a tax rate of less than 10%, the Bank will withhold and pay individual income tax at the rate of 10% in the distribution of final dividend. If relevant Individual H Shareholders would like to apply for a refund of the excess amount of tax withheld and paid, the Bank will handle, on their behalf, the applications for tax preferential treatments under relevant tax treaties according to the Tax Convention Announcement. Qualified shareholders shall submit in time a letter of entrustment and all application materials as required under the Tax Convention Announcement to the Bank's H share registrar, Computershare Hong Kong Investor Services Limited. The Bank will then submit the above documents to competent tax authorities and, after their examination and approval, the Bank will assist in refunding the excess amount of tax withheld and paid;
- for Individual H Shareholders receiving dividends who are residents from countries (regions) that have entered into a tax treaty with the PRC stipulating a tax rate of more than 10% but less than 20%, the Bank will withhold and pay individual income tax at the effective tax rate stipulated in the relevant tax treaty in the distribution of final dividend;
- for Individual H Shareholders receiving dividends who are residents from countries (regions) that have entered into a tax treaty with the PRC stipulating a tax rate of 20% or without tax treaties with the PRC or under other circumstances, the Bank will withhold and pay the individual income tax at the rate of 20% in the distribution of final dividend.

Under the current practice of the Hong Kong Inland Revenue Department, no tax is payable in Hong Kong in respect of dividends paid by the Bank.

Report of the Board of Directors

26. AUDITORS

The Bank engaged Shinewing Certified Public Accountants LLP as its domestic auditor and SHINEWING (HK) CPA Limited as its international auditor, and there was no change in the Bank's auditors over the past three years.

Shinewing Certified Public Accountants LLP was engaged by the Bank as the auditor for the financial statements of the Bank prepared under the PRC GAAP for 2025. SHINEWING (HK) CPA Limited was engaged by the Bank as the auditor for financial statements of the Bank prepared under the IFRSs for 2025. Please also refer to the section headed "Corporate Governance Report – 2. Corporate Governance – (VIII) External Auditors and Remuneration of Auditors" of this annual report for the information on the auditors' remuneration.

27. PERMITTED INDEMNITY PROVISION

The Bank has arranged appropriate insurance covering possible legal liabilities of the Directors and the senior management arising from corporate activities to third parties.

28. MAJOR RISKS AND UNCERTAINTIES

Major risks faced by the Group include credit risk, banking market risk, operational risk and liquidity risk. By promoting comprehensive risk management, continuously refining the systems, enriching operating means and improving technologies, the Group has effectively enhanced its risk management capability. Please refer to the sections headed "Management Discussion and Analysis – Risk Management" and "Risk Management, Internal Control and Internal Audit" in this annual report.

29. FUTURE DEVELOPMENT OF BUSINESS

Please refer to the sections headed "Management Discussion and Analysis – Environment and Prospect" and "Management Discussion and Analysis – Development Strategy" of this annual report for further details.

30. KEY FINANCIAL PERFORMANCE INDICATORS

As of December 31, 2025, according to the financial data prepared under the IFRSs, the total assets of the Group amounted to RMB435,895.9 million, representing a year-on-year increase of 5.1%; total loans and advances to customers (including interest accrued) amounted to RMB229,618.7 million, representing a year-on-year decrease of 0.8%; the non-performing loan ratio was flat at 1.93%; total deposits from customers (including interest accrued) amounted to RMB337,473.7 million, representing a year-on-year increase of 5.0%; the operating income of the Group amounted to RMB5,420.7 million, representing a year-on-year decrease of 9.0%; and the net profit of the Group amounted to RMB590.9 million, representing a year-on-year increase of 1.1%. As of December 31, 2025, the Group's capital adequacy ratio, tier-one capital adequacy ratio and core tier-one capital adequacy ratio were 12.07%, 12.07% and 11.07%, respectively.

Report of the Board of Directors

31. ENVIRONMENTAL PROTECTION POLICY AND IMPLEMENTATION

The Group places great emphasis on its own environmental and social performance by integrating the banking operation and management with social responsibilities, actively supporting green industries and environmental protection. In May 2017, we issued the first “green” financial bonds in Gansu, which totaled RMB1,000 million in the national interbank bond market. The proceeds of these bonds will be used to promote the development of the green industry projects. In addition, we established our Green Finance Department in June 2017, which focuses on “green finance”. In line with national policies to save energy costs, the Bank has implemented a series of measures, including: (i) regulating office room temperature; (ii) strengthening management of usage of the Bank’s business vehicles and encouraging the use of public transport for long-distance business trips; and (iii) encouraging the turning off of lights and electronic appliances after work.

32. ENVIRONMENTAL, SOCIAL AND GOVERNANCE REPORT

In 2025, the Bank has complied with the provisions set forth in the Environmental, Social and Governance Reporting Code as set out in Appendix C2 of the Listing Rules. For details, please refer to the 2025 Environmental, Social and Governance Report of Bank of Gansu Co., Ltd. to be published by the Bank.

For details of the governance of the Bank, please refer to the section headed “Corporate Governance Report” of this annual report. The Bank continuously refined its internal control and management system to make the internal control system more comprehensive, practicable and efficient. The rules and systems of the Bank were further improved to ensure that the departments of the Bank could duly discharge their respective duties and responsibilities.

33. COMPLIANCE WITH LAWS AND REGULATIONS

The Board pays close attention to the policies and regulations in relation to compliance with laws and regulatory requirements. As of December 31, 2025, to the best knowledge of the Board, the Group has complied in all material respects with all applicable laws and regulations which could materially affect the Group.

(1) Legal and compliance risk management of the Bank

Legal and compliance risk refers to the risk of legal sanctions, regulatory penalties, financial losses and reputational harm resulting from the failure to comply with laws and regulations. The Bank has a three-tier legal and compliance risk management structure at its head office, branches and sub-branches.

The legal and compliance department at its head office is in charge of managing our overall legal and compliance risks. In addition, the Bank has established legal and compliance departments at the tier-one branches and sub-branches in charge of the matters in respect of legal compliance and risk management.

Report of the Board of Directors

Our risk management and internal control committee is primarily responsible for the overall risk and internal control management of the Bank's business operations. The Bank systematically manages our internal control compliance and legal affairs by building a GRC system. The Bank manages legal and compliance risks primarily through the following measures:

- formulating our rules, systems and annual plans, and leading and urging the formulation and amendment thereof;
- enhancing the compliance review mechanism to identify and evaluate compliance risks associated with our business activities;
- developing, coordinating, reviewing and incorporating the Bank's operation authorization plans and revised plans and putting them into implementation;
- uniformly managing standard contracts and other legal documents;
- managing and tracking our legal proceedings;
- formulating an annual compliance management plan, stipulating the focus for annual compliance work;
- managing related parties and related party transactions to control related party transactions in advance;
- optimizing the management mechanism for rectifications upon inspection, and enhancing the supervision and management of our rectifications upon inspection;
- closely monitoring regulatory changes and reporting compliance information and risks to our senior management and the relevant business lines; and
- enhancing internal training on legal and compliance, and issuing compliance alerts and reminders to employees through compliance proposals and internal publications.

(2) Anti-money laundering management of the Bank

The Bank has formulated comprehensive anti-money laundering rules and procedures in accordance with the Anti-Money Laundering Law of the PRC and other applicable regulations of the People's Bank.

The Board of Directors oversees bank-wide implementation of anti-money laundering policies, supervises senior management with respect to the formulation and implementation of anti-money laundering rules and procedures, reviews reports from senior management on any major anti-money laundering matters and the overall money-laundering risk profile, and adjusts anti-money laundering policies of the Bank on a timely basis.

Report of the Board of Directors

The Bank has established anti-money laundering leadership groups at its head office, branches and sub-branches. The anti-money laundering leadership group at its head office leads and coordinates the bank-wide anti-money laundering efforts. It is primarily responsible for:

- formulating anti-money laundering plans;
- reviewing rules and internal controls regarding anti-money laundering;
- ensuring the effective implementation of internal controls for anti-money laundering;
- analyzing significant issues relating to anti-money laundering;
- formulating solutions and responsive measures; and
- reporting to the Board of Directors.

This leadership group is led by the president of the Bank and the office is set up at the legal and compliance department. The members of the leadership group consist of the anti-money laundering leadership management department, the business management department, the responsible persons from the middle and back-end cooperation departments and other parties.

The Bank conducts due diligence on the customers in accordance with anti-money laundering laws and regulations. The Bank reports large-scale and suspicious transactions to the China Anti-Money Laundering Monitoring and Analyzing Center on a daily basis through its anti-money laundering management system. The Bank also reports major reasonably suspected money laundering activities to the local branch of the People's Bank and cooperates with their investigations, and reports to local public security units when necessary.

The Bank provides bank-wide anti-money laundering training on a regular basis based on employees' position and seniority. The Bank also requires all new employees to participate in mandatory anti-money laundering training before commencing employment.

34. BUSINESS QUALIFICATIONS

During the Reporting Period and as of the date of this annual report, the Bank and its holding subsidiary Jingning Chengji Rural Bank have obtained necessary business qualifications required for their business operations.

Report of the Board of Directors

35. LEGAL PROCEEDINGS

The Bank and its holding subsidiary Jingning Chengji Rural Bank are involved in legal disputes in the ordinary course of business, which primarily include actions against borrowers for the recovery of loans. As of the Latest Practicable Date, neither the Bank nor its holding subsidiary was involved in any material pending lawsuits as a defendant.

During the Reporting Period and up to the Latest Practicable Date, none of the Bank's Directors and senior management was involved in any material litigation or arbitration, nor had any of them been subject to any administrative penalty.

36. ISSUANCE OF BONDS

For the year ended December 31, 2025, the Bank has issued bonds during the Reporting Period to supplement its capital, the details of which are set out as follows:

Interbank certificates

For the year ended December 31, 2025, the Bank issued several tranches of zero-coupon interbank certificates in an aggregate principal amount of RMB56,470.0 million. The interbank certificates have terms of 3 months to 1 year and bear effective interest rates between 1.65% and 1.85% per annum.

Financial bonds

At the meeting of the Board of Directors convened on August 27, 2021, the Board of Directors advised the Bank to issue financial bonds to the public in an aggregate amount of no more than RMB10 billion (inclusive). The proposals were considered and approved at the 2021 annual general meeting convened on June 24, 2022 and the authorizing resolution shall be valid for 24 months from the date of approval of the issuance of the non-capital financial bonds by the People's Bank and other relevant regulatory authorities (if any).

At the Board meeting held on May 31, 2024, the Board of Directors proposed to publicly issue financial bonds (secondary capital bonds, perpetual bonds) with a total scale of no more than RMB10 billion (including RMB10 billion). These resolutions were considered and approved at the Bank's 2023 AGM held on June 27, 2024. The validity period of such authorization resolutions shall be 24 months from the date when the relevant regulatory authorities approve the issuance of financial bonds.

As of the Latest Practicable Date, the Bank has not yet issued bonds pursuant to the above authorization. The Bank will promptly disclose the progress of the issuance of financial bonds to the Bank's shareholders and potential investors in accordance with applicable laws and regulations and the Hong Kong Listing Rules.

37. EQUITY-LINKED AGREEMENT

During the Reporting Period, the Bank did not enter into any equity-linked agreement.

38. REVIEW OF ANNUAL RESULTS

Shinewing Certified Public Accountants LLP and SHINEWING (HK) CPA Limited have audited the consolidated financial statements of the Group prepared in accordance with the PRC GAAP and IFRSs, respectively, and issued standard unqualified auditors' reports. The Board of Directors and the Audit Committee of the Bank have reviewed the results, the financial data, the annual report and the annual result announcement of the Bank for the year ended December 31, 2025 and recommended the Board of Directors to approve these documents.

Report of the Board of Directors

39. BUSINESS ACTIVITIES INVOLVING SANCTIONED COUNTRIES OR REGIONS

The United States has imposed sanctions against Cuba, Iran, North Korea, Syria, the Crimea region of Ukraine, the so-called Donetsk People's Republic and the so-called Luhansk People's Republic (the "Sanctioned Country(ies) or Region(s)") as well as individual persons and entities on lists of designated parties. To varying extents, the European Union, Australia, and the U.N. also maintain certain sanctions.

The Bank does not engage, and has not in the past five years engaged, in a transaction or dealing, directly or indirectly, involving a Sanctioned Country or Region other than Iran. The Bank's Iran-related transactions and dealings have been limited to the provision of RMB and Euro ("EUR") settlement services to PRC merchants who, in the Bank's opinion, sell daily necessities and commercial electronic devices to Iranian companies (the "Iran-related Business"). The Bank has called a complete halt to our Iran-related Business since October 23, 2018 and frozen the money in all Irani banks' settlement accounts with the Bank and would cut off all communications with them until such sanctions are lifted.

When the Bank applied to the Hong Kong Stock Exchange for the listing of the H Shares issued by the Bank on the Hong Kong Stock Exchange, the Bank made the following undertakings to the Hong Kong Stock Exchange:

- The Bank will not knowingly use the proceeds from the global offering or any other funds raised through the Hong Kong Stock Exchange to finance or facilitate, directly or indirectly, sanction projects or businesses in the Sanctioned Countries or Regions;
- The Bank will disclose on the Hong Kong Stock Exchange's website and on the Bank's own website if our transactions or dealings in Sanctioned Countries or Regions put the Bank or the Bank's Shareholders or potential investors at risk of being sanctioned; and
- The Bank will disclose in our annual reports/interim reports our efforts on monitoring sanctions risk exposure, the status of any future business in the Sanctioned Countries, and our business intentions relating to the Sanctioned Countries or Regions.

The Bank has adopted the following internal control measures to identify, monitor, and manage our exposure to sanctions risk and to comply with our undertakings to the Hong Kong Stock Exchange:

- The Bank conducts sanctions-related screening in connection with our international transactions, including screening against the SDN List and the Sectoral Sanctions Identifications List and the E.U. Consolidated List of Financial Sanctions Targets;
- The Bank provides training on sanctions laws to all business personnel of the Bank;

Report of the Board of Directors

- The Bank will seek appropriate advice from external legal advisers upon identifying any material sanctions risk in our operations; and
- The Bank will closely monitor the use of the proceeds from the global offering and other funds raised through the Hong Kong Stock Exchange to help ensure the proceeds and other funds will not be used for or applied to any sanctioned business. The Bank has deposited these proceeds and funds in a separate bank account.

The Bank expects that it will not engage in the future in a transaction or dealing, directly or indirectly, involving a sanctioned country or region other than Iran. As disclosed above, the Bank's Iran-related Business has come to a complete halt since October 23, 2018 and would not be resumed until the new round of sanctions against Iran by the U.S. government are lifted. The Bank expects that the Bank's Iran-related transactions and dealings will also be limited to the provision of RMB and EUR settlement services to PRC merchants that the Bank believes have business dealings with Iranian companies even if such sanctions are removed. The Bank will not take the initiative to enlarge the scale of the Bank's Iran-related transactions unless required by national macro policies or strategies, to ensure these transactions account for one percent or less of our total operating income.

The Bank considers various factors when determining whether to engage in transactions involving Sanctioned Countries, including:

- The scale of the transactions as a percentage of our total operating income;
- Involvement of any persons or entities on lists of designated parties maintained by the sanctions enforcement agencies;
- Involvement of any industries or sectors that are subject to sanctions; and
- Legal and reputational risks.

Report of the Board of Directors

40. MISCELLANEOUS

- (a) As of the Latest Practicable Date, the Bank was not aware that any Shareholders had waived or agreed to waive any dividend arrangement.
- (b) As of the Latest Practicable Date, none of the Directors waived or agreed to waive the related remuneration arrangements.
- (c) During the Reporting Period and up to the Latest Practicable Date, there were no collateral and pledges of significant assets of the Bank.
- (d) The Bank did not implement any equity incentive plan during the Reporting Period and up to the Latest Practicable Date.
- (e) The Bank did not implement any employee stock ownership scheme during the Reporting Period and up to the Latest Practicable Date.
- (f) Save for those disclosed in this annual report, there were no other material investments held by the Bank, nor were there other material investments or additions of capital asset plan approved by the Board of Directors during the Reporting Period and up to the Latest Practicable Date.
- (g) There were no material acquisitions or disposals of subsidiaries, associates and joint ventures during the Reporting Period and up to the Latest Practicable Date.

By Order of the Board
Liu Qing
Chairman

Changes in Share Capital and Particulars of Shareholders

1. CHANGES IN SHARE CAPITAL OF THE BANK

(I) Share Capital

As of December 31, 2025, the share capital of the Bank was as follows:

Description of Shares	Number of Shares	Approximate Percentage (%)
Domestic Shares	11,275,991,330	74.83
H Shares	3,793,800,000	25.17
Total	15,069,791,330	100.00

(II) Changes in Share Capital

During the Reporting Period and up to the Latest Practicable Date, there have been no changes in the share capital of the Bank.

2. PARTICULARS OF SHAREHOLDERS

(I) Particulars of Shareholdings of the Top Ten Shareholders of the Domestic Shares of the Bank

As of December 31, 2025, the top ten Shareholders of the Domestic Shares of the Bank are set out as follows:

No.	Name of Shareholder	The Number of Shares of the Bank Held as at December 31, 2025 ⁽¹⁾	Shareholding Percentage as at December 31, 2025 (%)	The Number of Shares of the Bank Held as at the Latest Practicable Date ⁽¹⁾	Shareholding Percentage as at the Latest Practicable Date (%)	Number of Shares Pledged
1	Gansu Highway Aviation Tourism	2,657,154,433	17.63	2,657,154,433	17.63	0
2	Gansu State-owned Assets Investment	1,909,250,972	12.67	1,909,250,972	12.67	0
3	Jiuquan Iron & Steel	983,972,303	6.53	983,972,303	6.53	0
4	Jinchuan Group	983,972,303	6.53	983,972,303	6.53	0
5	Mengshang Bank Co., Ltd.	845,296,403	5.61	845,296,403	5.61	0
6	Gansu Electric Power Investment	633,972,303	4.21	633,972,303	4.21	0
7	Jingyuan Coal Industry Group Limited	239,326,800	1.59	239,326,800	1.59	0
8	Xiamen International Bank Co., Ltd.	239,326,800	1.59	239,326,800	1.59	0
9	Duzhe Publishing Group Limited	211,324,101	1.40	211,324,101	1.40	0
10	Ningxia Tianyuan Manganese Limited Company	201,083,333	1.33	201,083,333	1.33	0
	Jingye Group Co., Ltd.	201,083,333	1.33	201,083,333	1.33	0

Notes:

- (1) The shareholding in this table refers to the number of Domestic Shares directly held in the Bank.
- (2) As at the end of the Reporting Period, so far as the Bank was aware, the Bank's 701,043,817 Shares, representing 4.65% of the Shares issued, were pledged.

Changes in Share Capital and Particulars of Shareholders

(II) Interests and Short Positions of Substantial Shareholders and Other Persons

To the best knowledge of the Bank, as of December 31, 2025, the following persons (other than the Bank's Directors and chief executive) had or will be deemed or taken to have interests and/or short positions in the Shares or underlying Shares as recorded in the register of interests required to be kept by the Bank pursuant to section 336 of Part XV of the SFO and which would be required to be disclosed to the Bank and the Hong Kong Stock Exchange under the provisions of Divisions 2 and 3 of Part XV of the SFO, or, directly or indirectly, were interested in 5% or more of the nominal value of any class of the Bank's share capital carrying rights to vote in all circumstances at the shareholders' general meetings of any other member of the Bank:

Name of Shareholder	Nature of Interests	Class of Shares	Number of Shares Directly or Indirectly Held ⁽²⁾	Approximate	Approximate
				Percentage of the Bank's Total Issued Share Capital (%)	Percentage of the Bank's Relevant Class of Shares (%)
Gansu Highway Aviation Tourism	Beneficial owner ⁽³⁾	Domestic Shares	2,657,154,433 (L) ⁽¹⁾	17.63	23.56
	Interest in controlled corporation ⁽³⁾	Domestic Shares	100,541,667 (L) ⁽¹⁾	0.67	0.89
Gansu State-owned Assets Investment	Beneficial owner ⁽⁴⁾	Domestic Shares	1,909,250,972 (L) ⁽¹⁾	12.67	16.93
	Interest in controlled corporation ⁽⁴⁾	Domestic Shares	1,617,944,606 (L) ⁽¹⁾	10.74	14.35
Jiuquan Iron & Steel	Beneficial owner	Domestic Shares	983,972,303 (L) ⁽¹⁾	6.53	8.73
Jinchuan Group	Beneficial owner ⁽⁴⁾	Domestic Shares	983,972,303 (L) ⁽¹⁾	6.53	8.73
Mengshang Bank Co., Ltd.	Beneficial owner	Domestic Shares	845,296,403 (L) ⁽¹⁾	5.61	7.50
Gansu Electric Power Investment	Beneficial owner ⁽⁴⁾	Domestic Shares	633,972,303 (L) ⁽¹⁾	4.21	5.62
Gansu Financial Holding Group Co., Ltd. (甘肅金融控股集團有限公司)	Beneficial owner	H Shares	1,250,000,000 (L) ⁽¹⁾	8.29	32.95
Gansu Province Xinye Asset Operation Co. Ltd. (甘肅省新業資產經營有限責任公司)	Beneficial owner	H Shares	670,870,000(L) ⁽¹⁾	4.45	17.68
THE PACIFIC SECURITIES CO., LTD.	Other ⁽⁵⁾	H Shares	391,395,000(L) ⁽¹⁾	2.60	10.32
PACIFIC SECURITIES OVERSEAS GONG YING NO. 3 SINGLE ASSET MANAGEMENT PLAN	Other ⁽⁵⁾	H Shares	391,395,000(L) ⁽¹⁾	2.60	10.32
China Foreign Economy and Trade Trust Co., Ltd. (中國對外經濟貿易信託有限公司)	Trustee ⁽⁶⁾	H Shares	282,064,000(L) ⁽¹⁾	1.87	7.43
Harvest Ahead International Holdings Limited	Beneficial owner	H Shares	358,405,115(L) ⁽¹⁾	2.38	9.45
Anar Real Estate Group Co., Ltd. (石榴置業集團股份有限公司)	Founder of a discretionary trust, who can influence the trustee how to exercise discretionary trust ⁽⁷⁾	H Shares	282,064,000(L) ⁽¹⁾	1.87	7.43
Beijing Kadapu Investment Co., Ltd. (北京卡達普投資有限公司)	Interest in controlled corporation ⁽⁷⁾	H Shares	282,064,000(L) ⁽¹⁾	1.87	7.43

Changes in Share Capital and Particulars of Shareholders

Notes:

- (1) L represents long position.
- (2) Pursuant to Part XV of the SFO, shareholders of a company are required to file disclosure of interests forms when certain criteria are fulfilled. When the shareholdings of the shareholders in the company change, it is not necessary for the shareholders to notify the Bank and the Hong Kong Stock Exchange unless certain criteria are fulfilled. Therefore, the latest shareholdings of the substantial shareholders in the Bank may be different from the shareholdings filed with the Hong Kong Stock Exchange.
- (3) Gansu Highway Aviation Tourism held 2,657,154,433 Domestic Shares of the Bank, representing approximately 17.63% of the total issued share capital of the Bank. Gansu Highway Aviation Tourism holds 100% equity interest in Gansu Financial Capital Group Co., Ltd. (甘肅省金融資本集團有限公司), while Gansu Financial Capital Group Co., Ltd. held 100,541,667 Domestic Shares of the Bank, representing approximately 0.67% of the total issued share capital of the Bank. Therefore, Gansu Financial Capital Group Co., Ltd. is a controlled corporation of Gansu Highway Aviation Tourism. Pursuant to the SFO, Gansu Highway Aviation Tourism is deemed to be interested in the Shares held by Gansu Financial Capital Group Co., Ltd.
- (4) Gansu State-owned Assets Investment directly held 1,909,250,972 Domestic Shares of the Bank, representing approximately 12.67% of the total issued share capital of the Bank. Gansu SASAC and Jiuquan Iron & Steel hold 75.60% and 16% equity interest in Gansu State-owned Assets Investment, respectively, while Gansu State-owned Assets Investment in turn holds 31.52% equity interest in Jiuquan Iron & Steel. Gansu State-owned Assets Investment also holds 100% equity interest in Gansu Electric Power Investment and 54.24% equity interest in Jinchuan Group. Therefore, Gansu Electric Power Investment and Jinchuan Group are controlled corporations of Gansu State-owned Assets Investment. Pursuant to the SFO, Gansu State-owned Assets Investment is deemed to be interested in the Shares held by Gansu Electric Power Investment and Jinchuan Group.
- (5) Jialong Investment Group Co., Ltd. (佳龍投資集團有限公司) is the asset trustor of the PACIFIC SECURITIES OVERSEAS GONG YING No. 3 SINGLE ASSET MANAGEMENT PLAN (Wealth management product registration number: SLE891), and THE PACIFIC SECURITIES CO., LTD is the asset manager of the PACIFIC SECURITIES OVERSEAS GONG YING No. 3 SINGLE ASSET MANAGEMENT PLAN. Pursuant to the SFO, THE PACIFIC SECURITIES CO., LTD is deemed to be interested in the Shares of the Bank held by the PACIFIC SECURITIES OVERSEAS GONG YING No. 3 SINGLE ASSET MANAGEMENT PLAN.
- (6) China Foreign Economy and Trade Trust Co., Ltd. (中國對外經濟貿易信託有限公司) holds 282,064,000 H Shares of the Bank as a trustee, among which, “FOTIC – Wuxingbaichuan No. 26 Special Unitrust of Anar Group” (外貿信託一五行百川26號石榴集團專項單一資金信託) holds 282,064,000 H Shares of the Bank.
- (7) Anar Real Estate Group Co., Ltd. (石榴置業集團股份有限公司) holds 282,064,000 H Shares of the Bank as the founder of a discretionary trust who can influence the trustee how to exercise its discretion. Beijing Kadapu Investment Co., Ltd. (北京卡達普投資有限公司) holds 100% equity interest in Anar Real Estate Group Co., Ltd.

Save as disclosed above, as of December 31, 2025, the Bank is not aware of any other person, other than the Directors and chief executive of the Bank, who had interests or short positions in the Shares and underlying Shares of the Bank, which were required to be recorded in the register of interests maintained by the Bank pursuant to section 336 of Part XV of the SFO, and which would be required to be disclosed to the Bank and the Hong Kong Stock Exchange under the provisions of Divisions 2 and 3 of Part XV of the SFO.

(III) Shareholders Holding 5% or More of the Share Capital

Please refer to “II. Particulars of Shareholders” above for information on Shareholders holding 5% or more of the share capital of the Bank.

(IV) Particulars of Controlling Shareholders and De Facto Controller

The Bank does not have a controlling Shareholder or de facto controller.

Directors, Senior Management, Employees and Organizations

1. INFORMATION ON DIRECTORS AND SENIOR MANAGEMENT MEMBERS

As of the Latest Practicable Date, the information of the Directors and senior management members of the Bank is as follows:

Directors

Name	Age	Date of joining the Bank	Date of appointment as Director ⁽¹⁾	Position held as at the Latest Practicable Date	Responsibilities
Mr. Liu Qing (劉青)	60	May 2011	December 3, 2018	Chairman, executive Director	Presiding over the overall operation of the Bank, and primarily responsible for matters concerning Party building, implementation of major responsibilities for fostering a clean and honest Party, the ideological and political affairs, ideological work, as well as work concerning the Board of Directors, strategic development and audit and supervising the members of the leading team and senior management for the improvement of the work under their supervision; in charge of the Office of the Board of Directors, the Strategy and Development Department, and the Audit Department.
Mr. Zhang Bin (張斌)	57	December 2024	May 12, 2025	Non-executive Director (employee director)	Responsible for inspection, administrative operations, security protection, designated assistance, and work related to trade unions, Communist Youth League, women's federations. Directly responsible for Party building and the improvement of Party conduct and integrity. Oversees the General Office (also serving as the Publicity Department of the Party Committee and the Administrative Office), the Mass Work Department, the Party Committee Inspection Office, the Security Department, the Administrative Affairs Department, the Party Committee, the Discipline Inspection Committee, the Labor Union, and the Youth League Committee.
Mr. Zhang Junping (張軍平)	48	September 2023	September 15, 2023	Non-executive Director	Participating in the major decisions related to the Bank including on its strategic development and operation management, and the matters of the Board of Directors and the Board committees of which he is a member.
Mr. Liu Jian (劉建)	54	September 2025	September 19, 2025	Non-executive Director	Participating in the major decisions related to the Bank including on its strategic development and operation management, and the matters of the Board of Directors and the Board committees of which he is a member.

Directors, Senior Management, Employees and Organizations

Name	Age	Date of joining the Bank	Date of appointment as Director ⁽¹⁾	Position held as at the Latest Practicable Date	Responsibilities
Mr. Ye Rong (葉榮)	53	September 2024	September 19, 2024	Non-executive Director	Participating in the major decisions related to the Bank including on its strategic development and operation management, and the matters of the Board of Directors and the Board committees of which he is a member.
Mr. Li Chun (李春)	53	December 2025	December 4, 2025	Non-executive Director	Participating in the major decisions related to the Bank including on its strategic development and operation management, and the matters of the Board of Directors and the Board committees of which he is a member.
Ms. Yang Chunmei (楊春梅)	48	March 2022	March 4, 2022	Non-executive Director	Participating in the major decisions related to the Bank including on its strategic development and operation management, and the matters of the Board of Directors and the Board committees of which he is a member.
Mr. Liu Guanghua (劉光華)	56	March 2022	March 4, 2022	Independent non-executive Director	Responsible for supervising and providing independent advice on operation and management of the Bank, particularly providing advice to the Bank based on his extensive experience in legal works, and performing his duties as a Director through the Board of Directors, the related party transaction and risk management committee and the consumer rights protection committee.

Directors, Senior Management, Employees and Organizations

Name	Age	Date of joining the Bank	Date of appointment as Director ⁽¹⁾	Position held as at the Latest Practicable Date	Responsibilities
Mr. Wang Lei (王雷)	45	September 2023	September 15, 2023	Independent non-executive Director	Responsible for supervising and providing independent advice on operation and management of the Bank, particularly providing advice to the Bank based on his extensive experience in accounting, and performing his duties as a Director through the Board of Directors, audit committee, nomination and remuneration committee and strategy and development committee.
Mr. Hau Pak Sun (侯百榮)	45	October 2023	October 16, 2023	Independent non-executive Director	Responsible for supervising and providing independent advice on operation and management of the Bank, particularly providing advice to the Bank based on his extensive experience in legal works, and performing his duties as a Director through the Board of Directors, the related party transaction and risk management committee and the nomination and remuneration committee.
Mr. Li Zongyi (李宗義)	56	December 2021	September 19, 2025	Independent non-executive Director	Responsible for supervising and providing independent advice on operation and management of the Bank, particularly providing advice to the Bank based on his extensive experience in finance and auditing works, and performing his duties as a Director through the Board of Directors, the related party transaction and risk management committee, nomination and remuneration committee and the audit committee.
Mr. Qiu Yongpan (邱勇攀)	58	September 2025	September 19, 2025	Independent non-executive Director	Responsible for supervising and providing independent advice on operation and management of the Bank, particularly providing advice to the Bank based on his extensive experience in consulting works, and performing his duties as a Director through the Board of Directors, the strategy and development committee, the related party transaction and risk management committee and the audit committee.

Note:

- (1) The date of appointment as a Director represents the date on which the relevant person's qualification as a director was approved by the NAFR Gansu Office.

Directors, Senior Management, Employees and Organizations

Senior Management

Name	Age	Date of joining the Bank	Date of appointment as Senior Management ⁽¹⁾	Position held as of the Latest Practicable Date	Responsibilities
Mr. Shi Hailong (石海龍)	53	September 2025	January 15, 2026	President, chief compliance officer (concurrently)	Presiding over the overall operation and management of the Bank; mainly responsible for coordinating and supervising the members of the management team to discharge their respective duties, coordinating and supervising the full implementation of the Bank's business plan, and fully responsible for promoting the mitigation, collection and disposal of risk assets; responsible for the compliance management of the Bank; in charge of the Planning and Financial Department.
Ms. Hao Jumei (郝菊梅)	57	February 2012	June 28, 2019	Vice president, secretary to the Board of Directors	Responsible for daily work of the Board of Directors, asset preservation, credit approval, as well as the coordination and liaison with the companies held or invested by the Bank (such as rural banks). Assist the chairman in charge of the Office of the Board of Directors; responsible for coordination of risk management, and mainly responsible for the promotion of risk assets mitigation, collection and disposal works of the Bank; manage Asset Preservation Department, Special Assets Management Center, Credit Approval Department.
Mr. Du Jing (杜晶)	50	December 2011	May 26, 2020	Vice president	Responsible for corporate business, group client business, financial interbank and investment banking business; in charge of Corporate Business Department, Group Client Department, Financial Interbank Department, and Investment Banking Business Department.
Mr. Sun Xiaoming (孫曉明)	48	January 2024	April 16, 2024	Vice president	Responsible for the individual business, consumer rights protection, inclusive finance, three rural matters, rural revitalization, retail credit, and asset management, in charge of Individual Business Department, Consumer Rights Protection Department, the Inclusive Finance Department (Rural Revitalization Department), Retail Credit Department, and Asset Management Department.
Mr. Duan Jianxing (段劍星)	56	November 2011	January 18, 2023	Chief information officer	Responsible for operation guarantee, channel business, technical supporting, digital transformation and product innovation related work; in charge of Accounting Operations Department, Information Technology Department, and Channel Management Department.
Ms. Zhang Feng (張峰)	55	September 2012	August 7, 2025	Chief compliance officer	Assist Hao Jumei in promoting the resolution, collection and disposal of risk assets of the Bank, assist Hao Jumei in charge of Risk Management Department, Asset Preservation Department and Special Assets Management Center. Responsible for internal control compliance work and in charge of Legal and Compliance Department.

Note:

- (1) The date of appointment as a senior management member represents the date on which relevant person's qualification for the position was approved by the NAFR Gansu Office.

Directors, Senior Management, Employees and Organizations

2. CHANGES IN DIRECTORS AND SENIOR MANAGEMENT MEMBERS

(I) Changes in Directors

Mr. Wang Xizhen has ceased to serve as the president and executive Director of the Bank and a member of the strategy and development committee, the related party transaction and risk management committee and the consumer rights protection committee under the Board with effect from September 12, 2025.

Mr. Liu Jian has taken office as a non-executive Director of the Bank, and Mr. Li Zongyi and Mr. Qiu Yongpan have taken office as independent non-executive Directors of the Bank with effect from September 19, 2025.

Mr. Li Chun has taken office as a non-executive Director of the Bank with effect from December 4, 2025.

(II) Changes in Senior Management Members

Mr. Shi Hailong serves as the president of the Bank, with effective from January 15, 2026.

Mr. SHI Hailong also serves as the chief compliance officer of the Bank, with effective from February 28, 2026.

Directors, Senior Management, Employees and Organizations

3. BIOGRAPHIES OF DIRECTORS AND SENIOR MANAGEMENT MEMBERS

(I) Biographies of Directors

Executive Director

Mr. Liu Qing (劉青), aged 60, holds a master's degree in business administration. He previously served as a senior staff member at the education department of the Gansu Branch of the People's Bank, the secretary to the Party Committee and president of the Bai yin Branch of the People's Bank, the secretary to the Party Committee and director-general of the CBRC Bai yin Office, a member of the Party Committee and deputy director-general of the China Banking and Insurance Regulatory Commission Gansu Office, and the secretary to the Party Committee and director-general of Gansu Province Rural Credit Union. Mr. Liu has served as secretary to the Party Committee of the Bank since September 2018, and secretary to the Party Committee and the chairman of the Bank since December 2018.

Non-executive Directors

Mr. Zhang Bin (張斌), aged 57, holds a bachelor's degree. He has served as a lecturer of Gansu Agricultural Radio and Television School (甘肅省農業廣播電視學校), a deputy director of the Agricultural Information Center of Gansu Province, a deputy director of the Office of the Department of Agriculture and Animal Husbandry of Gansu Province, a division chief level officer of the Office of the United Front Work Department, a deputy director of the Office of the Discipline Inspection Commission and the Department of Supervision of Gansu Province, the director of the Case Supervision Management Office (during which, he held a concurrent position as a vice mayor of Jinchang City from March 2010 to March 2011), a member of the Standing Committee of the Discipline Inspection Commission of Gansu Province, a deputy secretary of the Party Committee, the chairman of the Labor Union and an employee director of Gansu Financial Holding Group Co., Ltd.. He joined the Bank in December 2024 and has served as a deputy secretary of the Party Committee of the Bank from December 2024 to February 2025, a deputy secretary of the Party Committee and chairman of the Labor Union of the Bank since February 2025, and a non-executive Director (employee Director) of the Bank since May 2025.

Directors, Senior Management, Employees and Organizations

Mr. Zhang Junping (張軍平), aged 48, holds a bachelor's degree. He previously served as the head of the capital division as well as the head of the accounting division of the finance department of Jinchuan Group, the president of the internal bank, deputy director and director of the finance department of Gansu Province Highway Aviation Tourism Investment Group (HATG), etc. Since September 2019, he has been serving as the chief financial officer of HATG. Since September 2023, he has been serving as a non-executive Director of the Bank.

Mr. Liu Jian (劉建), aged 54, holds a bachelor's degree. He previously served as the head of the Cost Division of the Finance Department of Jinchuan Group, the chief finance officer of Lanzhou Jinchuan Corun Battery Co., Ltd., the deputy general manager of the Audit and Risk Management Department of Jinchuan Group, the chief finance officer (a middle-level deputy position), deputy general manager and chief finance officer of Guangxi Jinchuan Nonferrous Metals Co., Ltd., and the deputy general manager and general manager of the Finance Department of Jinchuan Group. Mr. Liu served as a non-executive Director of Jinchuan Group International Resources Co. Ltd (a company listed on the Stock Exchange, stock code: 2362) from December 2019 to June 2024. He has been the chief finance officer of Gansu Province State-owned Assets Investment Group Co., Ltd. since July 2023. He has served as a non-executive Director of the Bank since September 2025.

Mr. Ye Rong (葉榮), aged 53, holds a bachelor's degree. He previously served as deputy director of the Treasury Payment Center, deputy director of the Treasury Department, and director of the Data Network Management Center of the Gansu Provincial Department of Finance, as well as general manager of the Investment Management Department, deputy director of Risk Control (middle-level position), director of the Party-masses Work Department, full-time deputy secretary of the Party Committee, and vice chairman of the Trade Union of Gansu Financial Holding Group, chairman of Gansu Financial Holding Natural Ecological Environment Investment and Construction Co. Ltd., etc.. Mr. Ye has served as deputy general manager of Gansu Financial Holding Group since August 2023, and a non-executive Director of the Bank since September 2024.

Mr. Li Chun (李春), aged 53, holds a bachelor's degree. He previously worked in Jinchang Branch of China Construction Bank, engaging in accounting, savings, credit, asset preservation and bills, and served as the manager of the Risk Audit Department and the manager of Credit Business Department of Jinchuan Group Financial Co., Ltd., the deputy general manager of Gansu Electric Power Financial Co., Ltd., and the general manager of Jinchuan Group Financial Co., Ltd. Mr. Li has been serving as a director and general manager of Jinchuan Group Financial Co., Ltd. since November 2019. He has served as a non-executive Director of the Bank since December 2025.

Directors, Senior Management, Employees and Organizations

Ms. Yang Chunmei (楊春梅), aged 48, holds a bachelor's degree. She previously served as deputy manager of the office of the operation division at the Xinjiang Branch of China Construction Bank, the deputy general manager of the corporate business department, the deputy general manager of the general management department, the level 5 account manager of the corporate business department and the head of general division of the branch (during which she worked in the preparatory group of Mengshang Bank Co., Ltd.), the deputy head (presiding over the work) of the board office of Mengshang Bank, etc. She has been the head of the board office of Mengshang Bank since July 2023, and a non-executive Director of the Bank since March 2022.

Independent Non-executive Directors

Mr. Liu Guanghua (劉光華), aged 56, holds a doctorate's degree and has been a visiting scholar at Hastings College of the Law, University of California, and a visiting professor at University of Turin, an international university of Italy. He previously served as a teaching assistant and lecturer in the Department of Law of Lanzhou University, an associate professor, professor and tutor for graduate students in a master's course on economic law at the School of Law of Lanzhou University. Mr. Liu is currently the director of the Centre of Research on Italy and the director of the Institute of Economic Law of Lanzhou University, and concurrently serves a legislative consultant for the Standing Committee of the Gansu Provincial People's Congress, a legal consultant expert for the Gansu Provincial People's Government (external legal consultant), a member of the think tank of experts for governing the province by law of the Gansu Provincial Party Committee, and vice president of the Beijing Credit Society. Since March 2022, he has been serving as an independent non-executive Director of the Bank.

Mr. Wang Lei (王雷), aged 45, holds a doctorate's degree. He previously served as a lecturer and tutor for graduate students in a master's course of the School of Management, and head of the Accounting Department of the School of Management, Lanzhou University. He has been serving as the director of the Accounting and Financial Management Department, an associate professor and a tutor for graduate students in a master's course of the School of Management, Lanzhou University since November 2020. He served as an external director (part-time) of Gansu Construction Investment (Holdings) Group Co., Ltd. and Gansu Construction and Investment Training Center Co., Ltd. (甘肅建投培訓中心有限公司) from April 2022 to March 2025. He has been an independent non-executive Director of the Bank since September 2023, and an independent director of Gansu Mogao Industrial Development Co., Ltd. (a company listed on the Shanghai Stock Exchange, stock code: 600543) since January 2025.

Directors, Senior Management, Employees and Organizations

Mr. Hau Pak Sun (侯百樂), aged 45, holds a bachelor's degree and is qualified as a solicitor of the High Court of Hong Kong, and a solicitor advocate of Hong Kong. He previously worked as a solicitor and partner of Charles Chu & Kenneth Sit, and since November 2025, he has been a partner of Jingtian & Gongcheng LLP. In addition, he is also the deputy chairman of Inland Revenue Board of Review of Hong Kong Special Administrative Region and a member of the Law Society of Hong Kong. He has been serving as an independent non-executive Director of the Bank since October 2023.

Mr. Li Zongyi (李宗義), aged 56, holds a master's degree. He is a full senior accountant, Senior China Certified Public Accountant, UK Chartered Accountant, Senior Australian Certified Public Accountant, Australia Certified Public Accountant, USA Certified Management Accountant, asset appraiser, tax agent, lawyer, National Accounting Leader, and National Advanced Accounting Worker. He previously served as the project manager of China Mechanical and Electrical Equipment Lanzhou Company (中國機電設備蘭州公司), and the deputy director of Ruihua Certified Public Accountants (瑞華會計師事務所), Gansu Branch. Since December 2019, Mr. Li has been serving as a senior partner of WUYIGE Certified Public Accountants (special general partnership), and the director of its Gansu Branch. He concurrently serves as a tutor for graduate students in a master's course at Lanzhou University, Lanzhou University of Technology, Lanzhou University of Finance and Economics, and Beijing Foreign Studies University, a distinguished professor at Northwest Normal University, the vice chairman of the Gansu New Social Class Association (甘肅省新聯會), and a member of the Fourth Enterprise Accounting Standards Advisory Committee under the Ministry of Finance. Mr. Li has been an independent director of Ningxia Xinri Hengli Wire Rope Co., Ltd. (寧夏新日恒力鋼絲繩股份有限公司, a company listed on the Shanghai Stock Exchange, stock code: 600165) from August 2016 to July 2022, an independent director of Gansu Engineering Consulting Group Co., Ltd. (a company listed on the Shenzhen Stock Exchange, stock code: 000779) from November 2019 to December 2023, and an independent director of Gansu Long Shen Rong Fa Pharmaceutical Co., Ltd. (甘肅隴神戎發藥業股份有限公司, a company listed on the Shenzhen Stock Exchange, stock code: 300543) from December 2020 to November 2025. Mr. Li has been serving as an external supervisor of the Bank from December 2021 to June 2025, an independent director of Duzhe Publishing & Media Corp (a company listed on the Shanghai Stock Exchange, stock code: 603999) since October 2022, an independent director of Gansu Guo Fang Industry and Trade (Group) Limited (a company listed on the Shanghai Stock Exchange, stock code: 601086) since December 2022. He has served as an independent non-executive Director of the Bank since September 2025 and an independent director of Ning Xia Yin Xing Energy Co., Ltd. (a company listed on the Shenzhen Stock Exchange, stock code: 000862) since November 2025.

Directors, Senior Management, Employees and Organizations

Mr. Qiu Yongpan (邱勇攀), aged 58, holds a master's degree. He previously served as an engineer at Bank of China, a consulting manager at IBM (China) Co., Ltd., the head of banking consulting business at Accenture (China) Co., Ltd., a managing partner for financial services at Deloitte Consulting (China) Co., Ltd., and the president of the Greater China Financial Services Division at Accenture (China) Co., Ltd.. Mr. Qiu has been serving as a co-founder of Beijing Xunshi Consulting Co., Ltd. since January 2025. He has served as an independent non-executive Director of the Bank since September 2025.

(II) Biographies of Senior Management Members

Mr. Shi Hailong (石海龍), aged 53, holds a bachelor's degree. He has previously served in various positions, including as a staff member of Gansu Branch of China Construction Bank, the manager of the audit committee office of Lanzhou Office of China Cinda Asset Management Corporation, the deputy director of the comprehensive division of Financial Affairs Office of the Gansu Provincial Government, the general manager of comprehensive management department of Rural Credit Cooperative Union of Gansu Province, a member of the Party Committee, the head of the organization department the Party Committee and the general manager of the human resources department of Gansu Province Rural Credit Union, the secretary of the Party Committee of Lanzhou Rural Commercial Bank, a member of the Party Committee and the deputy director of Gansu Province Rural Credit Union, a member of the Party Committee of Gansu Financial Holdings Group Co., Ltd., the group leader of the Discipline Inspection and Supervisory Team dispatched by the Gansu Provincial Commission for Discipline Inspection and the Supervisory Committee to Gansu Financial Holdings Group Co., Ltd., and a member of the Party Committee and the deputy general manager of Gansu Financial Holdings Group Co., Ltd. He joined the Bank in September 2025 and has served as the deputy secretary of the Party Committee of the Bank from September 2025 to January 2026. He has been the deputy secretary of the Party Committee of the Bank and president of the Bank since January 2026 and has served as the chief compliance officer of the Bank since February 2026.

Directors, Senior Management, Employees and Organizations

Ms. Hao Jumei (郝菊梅), aged 57, holds a bachelor's degree. She previously served as an accountant of accounting department of Jingyuan Sub-branch of People's Bank, the accountant of accounting department of Baiyin Branch, the deputy director of Yinxing Urban Credit Union of Baiyin City, director and member of the Party Committee of Urban Credit Union of Baiyin City, and member of the Party Committee, director and vice president of Baiyin City Commercial Bank. She joined the Bank in February 2012, successively serving as a member of the Party Committee and vice president of the Baiyin branch of the Bank, the deputy general manager of the planning and finance department, the general manager, the member of the Party Committee, general manager of planning and finance department. She served as a member of the Party Committee and secretary of the Board of Directors of the Bank from March 2019 to June 2019. Since June 2019, she has served as a member of the Party Committee, vice president and secretary of the Board of Directors of the Bank.

Mr. Du Jing (杜晶), aged 50, holds a bachelor's degree. He previously served as the secretary of the president's office, deputy head of promotion team (in charge of work) and team leader of the Bank of China Gansu Branch Office and the vice president of the Lanzhou Qilihe Sub-branch. He joined the Bank in December 2011, successively serving as the general manager of the Individual Business Department of the Bank, the director of the Credit Card Center, general manager of the asset management department etc. He served as the vice president and general manager (concurrently) of the Asset Management Department of the Bank from May 2020 to December 2021, and has been a member of the Party Committee and vice president of the Bank since December 2021 and temporarily served as the deputy director general of Foreign Investment Management Department of the MOFCOM from February 2023 to January 2024.

Mr. Sun Xiaoming (孫曉明), aged 48, holds a master's degree. He previously served as assistant to the general manager and deputy general manager of the Information Technology Department of the Gansu Branch of Industrial and Commercial Bank of China, the secretary of the Party Committee and president of Wuwei Branch, and the general manager of the Inclusive Finance Department (Rural Revitalization Office) of Gansu Branch. Mr. Sun joined the Bank in January 2024 and served as a member of the Party Committee of the Bank from January 2024 to April 2024 and has been a member of the Party Committee and vice president of the Bank since April 2024.

Directors, Senior Management, Employees and Organizations

Mr. Duan Jianxing (段劍星), aged 56, holds a master's degree. He previously served as a programmer in the Lanzhou Chengguan Sub-branch of China Construction Bank, and the deputy manager of the Technology Department and deputy chief engineer (department director level) of Urban Credit Union of Baiyin City. He joined the Bank in November 2011, successively serving as the deputy general manager and general manager of the Information Technology Department, and a member of the Department Party Committee of the Bank. Mr. Duan has been the chief information officer of the Bank since January 2023.

Ms. Zhang Feng (張峰), aged 55, holds a master's degree in business administration. She once served as deputy section chief and section chief of the accounting section of the business department of CCB Gansu Province Branch, manager of the Financial Accounting Department, business manager of the general division of the general audit office of the branch, member of the Party Committee, secretary of the Discipline Inspection Commission, and vice president of the Xigu Sub-branch, and member of the Party Committee and vice president of the Chengguan Sub-branch. She joined the Bank in September 2012 and has served successively as general manager of the Audit Department, member of the Discipline Inspection Commission, director of the Office of the Board of Supervisors, general manager of the Audit Department of the Bank, Secretary of the Party Committee and president, and general manager of the Accounting Operations Department of Jiayuguan Sub-branch. She served as an employee of the business office of CCB Gansu Province Branch, deputy section chief and section chief of the accounting department, member of the Party Committee, secretary of the Discipline Inspection Commission and vice president of Lanzhou Xigu Sub-branch, member of the Party Committee and vice president of Lanzhou Chengguan Sub-branch, and successively held the positions of general manager of Audit Department and general manager of Accounting Operation Department of the Bank. Since August 2025, she has served as chief compliance officer of the Bank.

4. COMPANY SECRETARY

Mr. Wong Wai Chiu was appointed as the company secretary of the Bank on January 26, 2021. Mr. Wong is the associate director of SWCS Corporate Services Group (Hong Kong) Limited. Mr. Wong has over 30 years of professional services and senior management experience including acting as the chief financial officer, company secretary, information technology director and law enforcement officer in the areas of finance, accounting, regulations, internal control, corporate governance, company secretarial work, trust and forensics accounting in multi-national banking, insurance, securities and information technology corporations and listed companies in Hong Kong as well as government departments and the Hong Kong Stock Exchange. Mr. Wong is a fellow member of The Hong Kong Chartered Governance Institute, a fellow member of the Chartered Governance Institute, a member of CPA Australia, a member of the Hong Kong Trustee Association and a certified trust practitioner. Mr. Wong possesses a B. Soc. Sc (Hon.) in Accounting from the University of Hong Kong and various master degrees and diploma in law, alternate dispute resolution, corporate governance and information technology from renowned universities of U.K., Australia and Hong Kong.

Directors, Senior Management, Employees and Organizations

5. REMUNERATION POLICIES FOR DIRECTORS AND SENIOR MANAGEMENT

The remuneration provided by the Bank for its executive Directors and senior management who are also the Bank's employees concurrently include salaries, discretionary bonus, social security plans, housing provident fund plans and other benefits. The remuneration provided by the Bank for its non-executive Directors and independent non-executive Directors are determined by their responsibilities.

The remuneration of the Directors of the Bank is determined and paid in accordance with the relevant laws and regulations as well as the relevant provisions of the Articles of Association. The specific remuneration distribution plans should be reviewed by the nomination and remuneration committee under the Board of Directors and submitted to the Board of Directors for approval, and submitted to the Shareholders' general meeting for approval after being approved by the Board of Directors.

The Bank's appraisal on the senior management is based on their performance in completing the decisions, strategic targets and plans of the Board of Directors and whether they are actively and effectively protecting the interests of the Bank and the Shareholders, and it is implemented by the Board of Directors.

The incentive and restraint mechanism of the Bank is mainly embodied in the remuneration mechanism for the senior management. The remuneration to the senior management is linked to the appraisal indicators of the Board of Directors, in order to combine the target incentive with responsibility restraint, ensure the alignment of the remuneration payment with the long-term interests of the Bank, and better encourage the senior management to contribute to the steady and sustainable development of the Bank.

According to the relevant regulations, the premiums and welfare benefit contributions borne by the Group are calculated on a certain percentage of the remuneration cost and paid to the relevant labor and social welfare authorities. The Group cannot withdraw or utilize its fund contribution made to above defined contribution plans under any circumstances.

6. COMPENSATION OF DIRECTORS AND FIVE INDIVIDUALS WITH THE HIGHEST EMOLUMENTS OF OUR BANK

For detailed compensation of Directors and five individuals with the highest emoluments in the Bank, please refer to notes 12 and 13 to the consolidated financial statements included in this annual report.

Directors, Senior Management, Employees and Organizations

7. POSITIONS HELD IN THE SHAREHOLDER COMPANY BY THE DIRECTORS AND SENIOR MANAGEMENT

Name	Position held in the Bank	Name of the shareholder company	Position held in the shareholder company
Mr. Zhang Junping	Non-executive Director	Gansu Highway Aviation Tourism	Chief financial officer
Mr. Liu Jian	Non-executive Director	Gansu State-owned Assets Investment	Chief financial officer
Mr. Ye Rong	Non-executive Director	Gansu Financial Holding Group	Deputy general manager
Mr. Li Chun	Non-executive Director	Jinchuan Group Financial Co., Ltd.	Director, general manager
Ms. Yang Chunmei	Non-executive Director	Mengshang Bank	Head of the board office

8. CHANGES IN BIOGRAPHICAL DETAILS OF DIRECTORS AND SENIOR MANAGEMENT OF THE BANK

Save as disclosed below, during the Reporting Period, the Bank was not aware of any change in the information of Directors and senior management which is required to be disclosed pursuant to the requirements of Rule 13.51B(1) of the Hong Kong Listing Rules:

1. Mr. Wang Lei, independent non-executive Director, has ceased to serve as an external director of Gansu Construction and Investment Cultural Tourism Development Group Co., Ltd (甘肅建投文化旅遊發展集團有限公司) and Gansu Jiantou Training Center Co., Ltd. (甘肅建投培訓中心有限公司) (concurrently) since March 2025.
2. Mr. Hau Pak Sun, independent non-executive Director, has been serving as a partner of Jingtian & Gongcheng LLP since November 2025
3. Mr. Li Zongyi, independent non-executive Director, has ceased to serve as an independent non-executive director of Gansu Longshenrongfa Pharmaceutical Industry Co., Ltd. (a company listed on the Shenzhen Stock Exchange, stock code: 300543) since November 2025
4. Mr. Li Zongyi, independent non-executive Director, has been serving as an independent director of Ning Xia Yin Xing Energy Co., Ltd. (a company listed on the Shenzhen Stock Exchange, stock code: 000862) since November 2025
5. Mr. Ye Rong, non-executive Director, has ceased to serve as a chairman of the board of Gansu Financial Holding Natural Ecological Environment Investment and Construction Co. Ltd. (甘肅金控自然生態環境投資建設有限公司) since December 2025

Directors, Senior Management, Employees and Organizations

9. EMPLOYEE, EMPLOYEE COMPENSATION POLICY AND EMPLOYEE TRAINING PROGRAM

(I) Staff Composition

As of December 31, 2025, the Group had 4,615 employees. The table below sets forth its number of full-time employees by function as of the same date:

	Number of employees	Percentage of total (%)
Corporate banking	1,189	25.77
Retail banking	964	20.89
Financial market operations	24	0.52
Finance and accounting	451	9.77
Risk management, internal audit and legal compliance	470	10.18
Information technology	161	3.49
Management	249	5.39
Bank teller	593	12.85
Others	514	11.14
Total	4,615	100

The Bank has a young and highly educated team of employees. As of December 31, 2025, the average age of the employees was 36.24, and over 93.1% of them had a bachelor's degree or higher. The following table sets forth the number of the employees by age as of December 31, 2025.

	Number of employees	Percentage of total (%)
Under 30 (inclusive) years old	930	20.15
31 to 40 years old	2,545	55.15
41 to 50 years old	670	14.52
Above 50 (exclusive) years old	470	10.18
Total	4,615	100

Directors, Senior Management, Employees and Organizations

The following table sets forth the number of the employees of the Bank by education degree as of December 31, 2025.

	Number of employees	Percentage of total (%)
Master's degree and higher	544	11.79
Bachelor's degree	3,753	81.32
Others	318	6.89
Total	4,615	100

For the year ended December 31, 2025, among the employees of the Bank, 49.73% were male and 50.27% were female; and among the senior management of the Bank, 66.67% were male and 33.33% were female. The Bank has fostered a respectful and inclusive environment that prioritizes diversity of employees in gender, age and professional skills and incorporates employees with diverse experience, backgrounds and perspectives. The Bank will strive to maintain and promote a diversified and harmonious working environment, and do a good job in employee care. By fully protecting the legitimate rights and interests of employees and eliminating any discrimination, the Bank promotes the diversified development of its talent team. In addition, the Bank provides comprehensive training for male and female employees who have the experience, skills and knowledge required for operation and business, including but not limited to operation, management, accounting, finance, compliance, etc. The Board believes that the above strategy can further promote the board diversity in terms of gender in the long run by providing the Board with the opportunity to select capable female employees for future nomination to the Board.

(II) Employee Remuneration

The Bank adopts the remuneration policy that is in line with corporate governance requirements and high-quality development targets, adapted to risk management systems and talent development strategies, and matched with employees' value contribution so as to promote bank-wide steady business operation and high-quality development. The remuneration policy of the Bank is formulated and adjusted in strict accordance with relevant provisions of the state, regulatory requirements and the corporate governance procedures. The Bank kept improving the remuneration resource allocation mechanism with value creation at its core to resolutely maintain a fair allocation concept with incentive commensurate with restraint, transmit the Group's strategic goals of operation and management, allocate more remuneration resources to grassroots staff and spark or unleash the vitality of all institutions at all levels.

Directors, Senior Management, Employees and Organizations

The Bank's remuneration distribution follows the principle of "remuneration by post, paying by performance", and employee remuneration consists of basic salary, performance remuneration and benefits. The basic salary level depends on the value of the position and capabilities of fulfilling the employees' duties, while the level of the performance-based remuneration depends on performance assessment of the Bank, the institution or department of the employee and the employee, and it is linked to factors such as performance, risk, internal control, and competence. Deferred payment is required for more than 40% of the performance-related remuneration of employees who assume responsibilities with material risks as well as risk management and control, and the term of such deferred payment generally is not less than three years. For senior management and personnel in key positions, a performance remuneration recourse and deduction system has been formulated and implemented, pursuant to which if significant losses of risk exposures are incurred within their responsibilities during their employment, the Bank can recover part or all of performance-related remuneration paid in the relevant period and stop further payments. The benefits mainly include social insurance, housing provident fund, enterprise annuity and other non-cash remuneration, which are managed in accordance with local regulatory policies. The remuneration policy applies to all employees who have established a labor contract relationship with the Bank, with no exceptions beyond the prescribed remuneration policy. The Bank has formulated a sound allocation mechanism for total remuneration, and the distribution of total remuneration of branches is linked to the completion of comprehensive performance of branches, taking full consideration of various risk factors so as to focus on risk-adjusted value creation and enhance long-term performance.

The Bank's employees participate in employee benefit plans, such as pension insurance, corporate annuity funds, housing provident funds, work related-injury insurance, medical insurance, unemployment insurance and maternity insurance. The Bank conducts performance evaluations of employees on an annual basis to provide feedback based on the evaluations. Remuneration for full-time employees typically consists of a base salary and performance-based compensation.

- (i) With respect to performance-based remuneration recovery and deduction, the number of individuals responsible for violations that occurred in 2025 involved 43 individuals, and the recovery and deductions totaled RMB135,000 in performance.
- (ii) With respect to the deferral of performance payments, the deferral of performance-based compensation for senior management and employees in risk-significant positions amounted to RMB2,438.97 million.

Directors, Senior Management, Employees and Organizations

The Bank's compensation paid to employees in risk-significant positions for the year ended December 31, 2025 is set out as follows:

Remuneration bands	Number of persons
Below RMB0.5 million	2
More than RMB0.5 million	8

(III) Employee Training Program

The Bank focuses on employee career development and formulates training tasks in different levels and categories, and formulates differentiated training plans for employees at different levels and positions. It has built a team of internal training providers under its human resources department.

(IV) Labor Union

The Bank has established a labor union in accordance with PRC laws and regulations. It believes that it has maintained a good working relationship with its employees. As of the Latest Practicable Date, the Bank had not experienced any labor strikes or other labor disturbances that materially affected its operations or public image.

10. THE SUBSIDIARY OF THE BANK

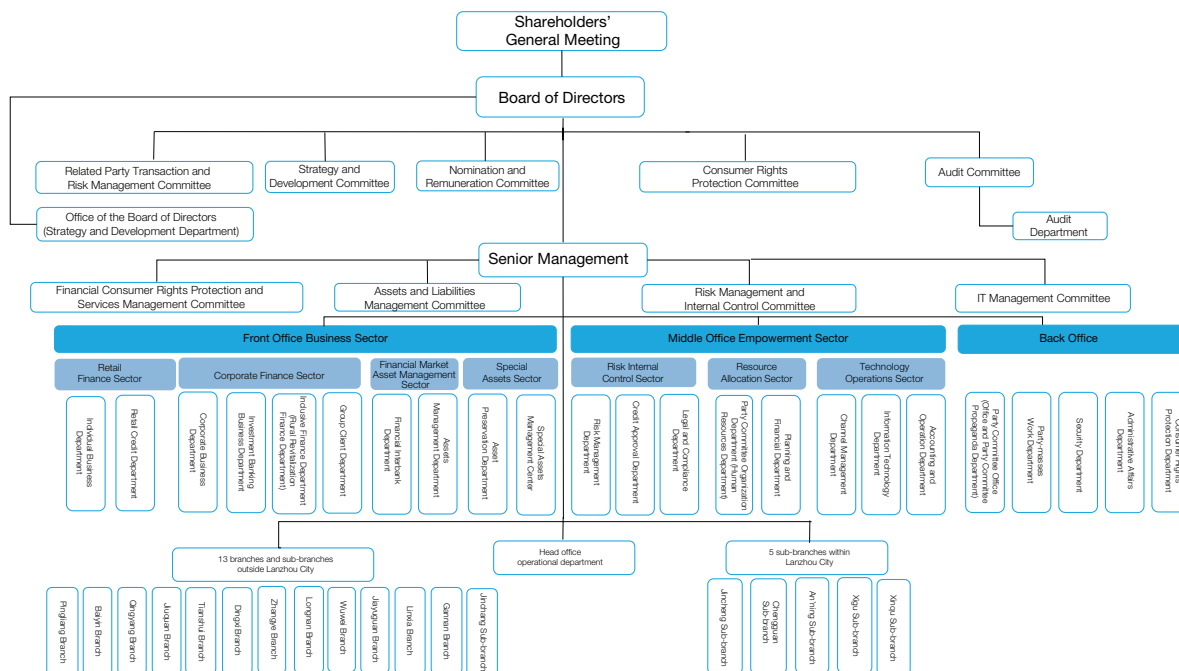
Jingning Chengji Rural Bank is the holding subsidiary of the Bank. The Bank holds 62.73% equity interest in Jingning Chengji Rural Bank, the financials of which have been consolidated into the Bank's financial statements. Jingning Chengji Rural Bank was established on September 18, 2008, which was originally a subsidiary of Pingliang City Commercial Bank. It offers local corporate and retail customers diversified financial products and services, including loans, deposits and fee and commission-based products and services.

Corporate Governance Report

1. CORPORATE GOVERNANCE STRUCTURE

The following chart sets forth the Bank's principal organizational and management structure:

Organizational Structure Chart of Bank of Gansu



Corporate Governance Report

2. CORPORATE GOVERNANCE

(I) Overview

The Bank believes that maintaining high standards of corporate governance mechanisms and high quality of corporate governance is one of the key factors to improve its core competitiveness and to build a modern urban commercial bank. Therefore, the Bank focuses on high quality of corporate governance and actively abides by the best domestic and international corporate governance practices, to ensure the rights and interests of Shareholders and improve the value of the Bank.

The Bank has established a modern corporate governance structure in line with the requirements of its Articles of Association, PRC laws and regulations and the Hong Kong Listing Rules. The Board of Directors is accountable to the Shareholders as a whole and is responsible for, among others, determining the Group's business development strategies, business plans and investment proposals, appointing or removing senior management, and deciding matters such as establishment of internal management departments. The Board of Directors has established committees to perform specified functions consisting of the strategy and development committee, audit committee, nomination and remuneration committee, related party transaction and risk management committee, and consumer rights protection committee.

The Bank has incorporated the Corporate Governance Code and the Guidelines on Corporate Governance of Banking and Insurance Institutions issued by the CBIRC (the "Corporate Governance Guidelines") into the Bank's governance structure and policies. The Corporate Governance Code and the Corporate Governance Guidelines are well reflected in the Articles of Association and the Terms of Reference of the general meeting, the Board of Directors and committees under the Board of Directors. The Bank's general meeting and the Board of Directors perform their respective duties, forming a good corporate governance structure. The Bank closely monitors its operation to ensure it complies with the relevant requirements under applicable laws, regulations, codes, guidelines and the Bank's internal policies.

The Bank has established and improved the corporate governance structure and established a series of corporate governance systems according to the Corporate Governance Code and the Corporate Governance Guidelines. The Directors of the Bank believe during the Reporting Period, the Bank has complied with all the code provisions contained in the Corporate Governance Code and has adopted certain recommended best practices where appropriate. The Bank has also strictly complied with the provisions regarding the management of inside information required by applicable laws and regulations and the Hong Kong Listing Rules.

The Bank will review its corporate governance and strengthen management constantly to ensure compliance with the Corporate Governance Code and the Corporate Governance Guidelines and meet the higher expectations from its Shareholders and potential investors.

Corporate Governance Report

The Board of Directors adheres to the positioning of an urban commercial bank, insists on the strategic positioning of “based in Gansu and serving Longyuan” and the strategic goal of “listed urban commercial bank with high-quality development and a comprehensive financial service provider of the first choice in the region”, works hard on “five major areas” of technology finance, green finance, inclusive finance, elderly care finance, and digital finance, implements national and regional strategies, focuses on the Gansu market, and serves the local real economy. The Board builds a “1+4 culture,” with “value creation” as its cultural mission and “prudence, innovation, collaboration, and integrity” as its core values, to create value for the society, customers, Shareholders, and the Bank based on the building of the “1+4 culture.”

(II) The Board Nomination and Diversity Policy

The Bank understands and believes that the diversity of the members of the Board of Directors could improve the performance of the Bank. It is critical to have a diversified Board of Directors for the Bank to achieve sustainable development and its strategic objectives and maintain good corporate governance. In respect of appointing the Directors, the Bank will consider the diversity of the members in various aspects, including but not limited to gender, age, cultural and educational background, region, professional experience, skills, knowledge, service term and any other factors that the Board may consider relevant and applicable from time to time for achieving a diverse Board of Directors. The Directors are appointed on the basis of their qualifications, skills, and experience. The Directors are selected according to a series of diversification basis including but not limited to gender, age, cultural and educational background, region, professional skills, knowledge and service term.

The nomination and remuneration committee of the Board is responsible for preparing the selection procedure and standard of the Directors, president and other senior management of the Bank and having preliminary review on the qualifications and conditions of Directors, president and other senior management. It reviews the structure, number of members, and composition (including the skills, knowledge and experience) of the Board of Directors and management according to the experiences, asset scale and shareholding structure of the Bank at least every year and makes recommendations to the Board of Directors relating to the proposed changes to the Board of Directors based on the Bank’s strategies.

The Board Diversity Policy shall be complied with when the nomination and remuneration committee of the Board of Directors makes recommendations on the candidates. The nomination and remuneration committee is responsible for monitoring the implementation of the diversity policy and reviewing the policy regularly to ensure its effectiveness. The nomination and remuneration committee of the Board of Directors will discuss any amendments to the diversity policy and make recommendations to the Board of Directors for approval.

Corporate Governance Report

During the Reporting Period, the Board of Directors of the Bank appointed 3 non-executive Directors. When identifying the candidate for Directors, the Bank will first select potential candidates within and beyond the social network of the members of the Board of Directors by means of referrals by its existing Directors, recommendations by third parties as well as by the Shareholders of the Company. Then, the suitability of these potential candidates shall be reviewed by the Bank through interview, background investigation, brief introduction and statement before the candidate for the Director is finalized. The Bank fully considered the importance of diversity of the members of the Board of Directors, took into comprehensive consideration of gender, age, cultural and educational background, region, professional skills, knowledge, tenure and other factors, and paid attention to the diversity, unique insights and valuable contributions that the candidate would bring to the Board of Directors by leveraging his/her experience and expertise. As of the Latest Practicable Date, the diversity analysis for the Board of Directors is as follows: currently, the ages of the members of the Board of Directors range from 45 to 60, and there are 1 female out of 12 Directors in total. The professional experiences and skills of the Directors cover banking, financial and accounting, finance, law and other areas. The Board of Directors believes that, during the Reporting Period, its composition, membership background and procedures for selecting new Directors are in compliance with the requirements of the Diversification Policy for the Members of the Board of Directors.

The Board of Directors has been actively working towards achieving diversity in terms of gender as well as at various other aspects. As for gender diversity, the Bank's Board of Directors currently consists of one female Director, representing approximately 8.33% of the total number of Directors on the Board of Directors. The Bank will give due consideration to diversity when identifying candidates for directorships in the future and plans to increase the proportion of female Directors to no less than 20% by 2030. To maintain gender diversity on the Board of Directors in the coming years, the Bank will consider nominating female senior management personnel who possess the necessary skills and experience for directorship. Additionally, the Bank will prioritize gender diversity in its staff recruitment efforts.

Director	Gender	Age	Seniority	Banking	Accounting and finance major	Other majors	Directorship in other companies (number of companies)
Liu Qing	Male	60	42	✓			0
Zhang Bin	Male	57	34	✓			0
Zhang Junping	Male	48	30		✓		0
Liu Jian	Male	54	32		✓		0
Ye Rong	Male	53	31		✓		0
Li Chun	Male	53	30		✓		1
Yang Chunmei	Female	48	25	✓			0
Liu Guanghua	Male	56	30			Law	0
Wang Lei	Male	45	12		✓		1
Hau Pak Sun	Male	45	23			Law	0
Li Zongyi	Male	56	34		✓		3
Qiu Yongpan	Male	58	32		✓		0

Corporate Governance Report

(III) General Meeting of the Bank

During the Reporting Period, the Bank convened a total of 2 Shareholders' general meetings and 2 class meetings, the details of which are set out as follows:

(i) 2024 Annual General Meeting

The annual general meeting of the Bank for 2024 was convened on June 27, 2025, at which the following resolutions were considered and approved by the Shareholders:

Ordinary resolutions

- (1) To consider and approve the resolution on the work report of the Board of Directors for 2024
- (2) To consider and approve the resolution on the work report of the Board of Supervisors for 2024
- (3) To consider and approve the resolution on the annual report for 2024
- (4) To consider and approve the resolution on the financial accounts and financial audit report for 2024
- (5) To consider and approve the resolution on the profit distribution plan for 2024
- (6) To consider and approve the resolution on the financial budget plan for 2025
- (7) To consider and approve the resolution on the re-appointment of Shinewing as the auditing firm
- (8) To consider and approve the resolution on the remuneration distribution and settlement results for Directors and Supervisors for 2024
- (9) To consider and approve individually the resolutions on the election of non-employee representative Directors of the fourth session of the Board of Directors of the Bank
- (10) To consider and approve the resolution on the abolition of the Board of Supervisors Special resolutions

Special resolutions

- (11) To consider and approve the resolution on the general mandate to issue Shares
- (12) To consider and approve the resolution on the amendments to the Articles of Association

Corporate Governance Report

2025 First Extraordinary General Meeting

The first extraordinary general meeting of the Bank for 2025 was convened on September 19, 2025, at which the following resolutions were considered and approved by the Shareholders:

- (1) The Resolution on the Very Substantial Disposal and Connected Transaction in respect of the Asset Disposal
- (2) The Resolution on Replenishment of Other Tier-one Capital through the Convertible Negotiated Deposit

2025 First Domestic Shareholders' Class Meeting

The first domestic Shareholders' class meeting of the Bank for 2025 was convened on September 19, 2025, at which the following resolution was considered and approved by the Shareholders:

The Resolution on Replenishment of Other Tier-one Capital through the Convertible Negotiated Deposit

2025 First H Shareholders' Class Meeting

The first H Shareholders' class meeting of the Bank for 2025 was convened on September 19, 2025, at which the following resolution was considered and approved by the Shareholders:

The Resolution on Replenishment of Other Tier-one Capital through the Convertible Negotiated Deposit

(IV) Board of Directors

The Board of Directors is core to the Bank's corporate governance and is accountable to the Shareholders as a whole. The Board of Directors is an independent decision-making body, which is responsible for implementing the resolutions of the Shareholders' general meeting, formulating the Bank's major strategy, policy and development plan, approving the operation plan, investment plan and internal management setup of the Bank, formulating the annual financial budget, final accounts and profit distribution plan and appointing the senior management. The senior management has the right to make decision in daily operation independently and the Board of Directors will not intervene specific daily affairs of operation and management. The Board of Directors is also responsible for the performance of the corporate governance functions pursuant to the Corporate Governance Code.

Corporate Governance Report

(i) Composition of the Board of Directors

As of the Latest Practicable Date, the Board of Directors consists of 12 members, including:

Executive Directors:	Mr. Liu Qing
Non-executive Directors:	Mr. Zhang Junping, Mr. Zhang Bin, Mr. Liu Jian, Mr. Li Chun, Mr. Ye Rong, Ms. Yang Chunmei
Independent non-executive Directors:	Mr. Liu Guanghua, Mr. Wang Lei, Mr. Hau Pak Sun, Mr. Li Zongyi, Mr. Qiu Yongpan

The decision-making, authorization and voting procedures of the Board of Directors strictly follow the relevant rules and regulations of regulatory authorities and the Articles of Association. During the Reporting Period, the Board of Directors discharged its duties diligently, carefully reviewed matters that were significant to the Bank's future development, improved the Board operation mechanism, strengthened the corporate governance framework, implemented organizational changes, facilitated prudent decision making, ensured operational stability and protected the interests of the Bank and its Shareholders.

(ii) Appointment, re-election and removal of Directors

According to the Articles of Association, Directors shall be elected or removed from office by Shareholders at a Shareholders' general meeting. The term of office of a Director shall be three years, and a Director may be re-elected and re-appointed upon expiry of his/her term of office. Subject to the relevant laws and administrative regulations, a Director whose term of office has not expired may be removed by Shareholders' ordinary resolution at a Shareholders' general meeting, without prejudice to any claim which may be instituted under any contract.

The term of service of non-executive Directors and independent non-executive Directors shall be the same as that of other Directors and they may be re-elected and re-appointed upon the expiration of their terms of office, provided that such term of office of independent non-executive Directors in the Bank shall not be more than six years on an accumulative basis.

The Directors' appointment, re-election and removal procedures of the Bank are set forth in the Articles of Association. The nomination and remuneration committee of the Board of Directors is responsible for discussing and reviewing the qualification and experience of each candidate for Director and recommending the suitable candidates to the Board of Directors. After the approval of nomination resolution related to candidates from the Board of Directors, the selected candidates will be recommended for further approval by the Shareholders at a general meeting. As a banking institution regulated by the NAFR, the qualification of a candidate for the Bank's directorship shall also be approved by the NAFR.

Corporate Governance Report

(iii) Relationships among Directors and Senior Management Members

The Directors and senior management members of the Bank are not related to one another in respect of financial business, family or other material/relevant relationships.

(iv) Changes of Directors

For changes of Directors, please refer to the section headed “Directors, Senior Management, Employees and Organizations – 2. Changes in Directors and Senior Management Members” of this annual report.

(v) Operation of the Board of Directors

According to the Articles of Association, the Board of Directors shall convene at least four meetings per year and at least one meeting per quarter. The meetings of the Board of Directors include regular meetings and extraordinary meetings. The regular meetings of the Board of Directors are convened by the chairman and a notice in writing shall be delivered to all Directors 14 days prior to the date of convening the meeting. The notice of an extraordinary meeting of the Board of Directors shall be dispatched to the Directors five days prior to the date of convening the meeting. In emergency circumstances where an extraordinary meeting of the Board of Directors is required to be convened as soon as possible, the notice of the meeting may be issued through telephone or other verbal means, but the convener shall give an explanation at the meeting. The meetings (including video conference) of the Board of Directors generally conduct voting by way of a show of hands and voting by registered ballot.

Provided that sufficient protection is ensured for the expression of opinions by Directors, the Directors may pass resolutions at an extraordinary meeting of the Board of Directors by written circular resolutions and the resolutions shall be signed by the participating Directors. The conditions and procedures of written circular resolutions are provided in the Articles of Association and the Rules of Procedure for Meetings of the Board of Directors. The Board of Directors shall record the decisions on matters considered at the meetings in the minutes of meetings and the participating Directors and the recorder of minutes shall sign on such minutes. Directors attending the meeting are entitled to request an explanation on record to be made in respect of their verbal comments in the meetings.

The relevant senior management members are invited to attend meetings of the Board of Directors from time to time to provide explanations and answer queries from the Directors. In the meetings of the Board of Directors, the Directors may express their opinions freely, and important decisions should be made after detailed discussions. If any Director has a conflict of interest in a matter to be considered by the Board of Directors, the relevant Director shall abstain from the discussion of and voting on the relevant resolution, and such Director shall not be counted as quorum in voting for that particular resolution.

The Board of Directors has established an office as its operating arm, which is responsible for preparation of general meetings, meetings of the Board of Directors and meetings of Board committees, information disclosure and other daily matters.

Corporate Governance Report

(vi) **Functions and Powers of the Board of Directors**

According to the Articles of Association, the Board of Directors exercises the following functions and powers:

- (1) to determine the Bank's business development strategies and oversee its implementation, determine the Bank's business plans and investment plans;
- (2) to convene general meetings and report work to the general meeting;
- (3) to implement the resolutions of the general meeting;
- (4) to prepare the Bank's annual financial budgets plan and final accounts plan;
- (5) to prepare the profit distribution plan and plan for making up the losses;
- (6) to assess and evaluate the performance of the Directors and senior management's duties;
- (7) to formulate plans for increase or reduction of the registered capital, issue of bonds or other securities and listing plan of the Bank;
- (8) to consider and approve the Bank's plans for external investments, acquisitions and sales of assets, asset collateral, external guarantees, entrusted wealth management, related transactions and data governance in accordance with the authorization of the general meeting;
- (9) to formulate plans for material acquisitions or repurchases of Shares of the Bank or merger, division, dissolution and alternation of corporate form of the Bank and submit it to the general meeting for approval;
- (10) to determine the establishment, merger and removal of the internal management department and branch offices of the Bank;
- (11) to consider and approve material related party transactions and submit a special report to the general meeting annually on the overall status of related party transactions;
- (12) to appoint or dismiss the president of the Bank and the secretary of the Board of Directors in accordance with the nomination of the chairman of the Board; to appoint or dismiss other senior management such as the vice president of the Bank and the person in charge of finance in accordance with the nomination of the president of the Bank;
- (13) to approve and oversee the implementation of capital plans, and assume the ultimate responsibility for capital management;
- (14) to formulate the Bank's risk tolerance, risk management and internal control policies, and assume the ultimate responsibility for comprehensive risk management;
- (15) to regularly assess and improve the Bank's corporate governance;

Corporate Governance Report

- (16) to formulate the basic management system of the Bank;
- (17) to formulate the amendment proposals to the Articles of Association, the rules of procedure for general meetings and the rules of procedure for Board of the Bank, and consider and approve the working rules of the special committees of the Board of Directors;
- (18) to consider the periodic reports of the Bank, and be responsible for the Bank's information disclosure and be ultimately responsible for the truthfulness, accuracy, completeness and promptness of the Bank's accounting and financial reporting;
- (19) to listen to the work report and examine the work of the president;
- (20) to approve the Bank's annual internal audit plans and audit budgets;
- (21) to determine the chairman and members of the respective special committees of the Board in accordance with the nomination of the nomination and remuneration committee;
- (22) to consider and approve the proposals put forward by the respective special committees of the Board;
- (23) to determine the Bank's long-term incentive schemes, remuneration plans and salary plans;
- (24) to request the general meeting to engage, reappoint or replace the accounting firm which conducts audit for the Bank;
- (25) to have the right to stop the decision made by the president and other senior management of the Bank that may cause significant business risk or loss to the Bank;
- (26) to carry out the performance appraisal for the president and other senior management of the Bank and determine their remuneration, rewards and penalties and payment methods and decide on the remuneration and payment methods of the independent Directors;
- (27) to formulate the Bank's strategy, policies and objectives on the protection of consumer rights and interests, regularly listen to and consider the senior management's report on the protection of consumer rights and interests, to safeguard the legitimate rights and interests of financial consumers and other stakeholders;
- (28) to consider and approve the money laundering risk management report, develop money laundering risk management strategies and monitor the implementation of the strategies and assume the ultimate responsibility for money laundering risk management;
- (29) to establish the mechanisms for identifying, reviewing and managing conflicts of interest between the Bank and its shareholders, especially substantial shareholders;
- (30) to assume responsibility for management of shareholders' matters;

Corporate Governance Report

- (31) other duties and powers conferred by the laws, administrative regulations, department rules and regulations, the Articles of Association and Shareholders' general meeting or required by the supervisory authority to the Board of Directors for exercise.

Unless otherwise stipulated in the Articles of Association, items (5), (7), (9), (11), (12), (13), (17), (23), (26) shall be passed by more than two-thirds of all Directors, and the rest shall be passed by more than half of all Directors when making the resolutions above.

(vii) Responsibilities of the Directors

During the Reporting Period, all Directors exercised their rights granted by the Bank and domestic and overseas regulatory authorities in a prudent, earnest, and diligent manner. The Directors have spent adequate time and effort to deal with the Bank's affairs, ensuring the compliance of the Bank's operation with laws, regulations and the requirements of national economic policies. The Directors have treated all Shareholders equally, informed themselves of the status of the Bank's business operation and management in a timely manner, and performed other diligence obligations required by the laws, administrative regulations, departmental rules and the Articles of Association.

In accordance with Code Provision B.1.4 of the Corporate Governance Code, the Bank has formulated the Rules of Procedure for Meetings of the Board of Directors to ensure that the Board has access to independent views and opinions, and reviews the effectiveness of such rules on an annual basis. All Directors have access to information from the Bank and, where appropriate, independent professional advice to perform their duties to the Bank at the Bank's expense. The independent non-executive Directors make full use of their respective professional expertise to provide professional and independent advice on the corporate governance, operation and management of the Bank.

The Bank also pays attention to the ongoing training of Directors, to make sure they have proper understanding of the operation and business of the Bank and the duties and responsibilities authorized by the relevant laws and regulatory requirements and the Articles of Association. The Bank has purchased director liability insurance for all Directors.

(viii) Responsibilities assumed by the Directors in the preparation of financial statements

The Directors have acknowledged their responsibilities in the preparation of financial statements of the Bank for the year ended December 31, 2025. The Directors are responsible for reviewing and confirming the financial statements for each accounting period to ensure that the financial statements truly and fairly reflect the financial conditions, operating results and cash flows of the Bank. In preparing the consolidated financial statements of the Bank for the year ended December 31, 2025, the Directors have adopted appropriate accounting policies which have been applied consistently, and prudent and reasonable judgments have been made.

Corporate Governance Report

(ix) Attendance at Meetings of the Board of Directors and General Meetings

During the Reporting Period, the Bank has convened 11 meetings of the Board of Directors. Attendance of Directors at the meetings of the Board of Directors, meetings of Board committees and general meetings of the Bank during the Reporting Period are set out in the table as follows:

Directors	Number of meetings attended in person/attended by proxy/should be attended						
	Board of Directors	Strategy and Development Committee	Audit Committee	Nomination and Remuneration Committee	Transaction and Risk Management Committee	Consumer Rights Protection Committee	General Meeting (actual attendance)
Mr. Liu Qing	11/0/11	4/0/4	-	5/0/5	-	1/0/1	4/0/4
Mr. Zhang Bin ⁽¹⁾	6/2/8	-	3/1/4	-	-	1/0/1	3/1/4
Mr. Zhang Junping	8/3/11	-	1/1/2	-	-	1/0/1	3/1/4
Mr. Liu Jian ⁽¹⁾	3/0/3	-	2/0/2	-	-	-	-
Mr. Ye Rong	9/2/11	4/0/4	-	-	-	-	4/0/4
Mr. Li Chun ⁽¹⁾	1/0/1	-	-	-	-	-	-
Ms. Yang Chunmei	11/0/11	-	-	3/0/3	-	1/0/1	4/0/4
Mr. Liu Guanghua	11/0/11	-	-	2/0/2	9/0/9	2/0/2	4/0/4
Mr. Wang Lei	11/0/11	4/0/4	5/0/5	3/0/3	-	-	4/0/4
Mr. Hau Pak Sun	10/1/11	-	3/0/3	3/0/3	8/1/9	-	4/0/4
Mr. Li Zongyi ⁽¹⁾	3/0/3	-	2/0/2	1/0/1	3/0/3	-	1/0/1
Mr. Qiu Yongpan ⁽¹⁾	3/0/3	1/0/1	2/0/2	-	3/0/3	-	-
Mr. Wang Xizhen ⁽²⁾	5/2/7	1/2/3	-	2/0/2	4/2/6	1/1/2	1/0/1
Ms. Zhang Tingting ⁽¹⁾	3/1/4	-	-	-	-	1/0/1	1/0/1
Mr. Zhang Youda ⁽¹⁾	0/4/4	0/1/1	-	-	-	-	1/0/1
Mr. Guo Jirong ⁽¹⁾	3/1/4	-	2/0/2	-	-	-	1/0/1
Mr. Dong Ximiao ⁽¹⁾	4/0/4	-	2/0/2	2/0/2	4/0/4	-	1/0/1
Mr. Wang Tingting ⁽¹⁾	4/0/4	-	-	2/0/2	4/0/4	-	1/0/1

Notes:

- (1) The Bank's re-election of the Board of Directors was completed on June 27, 2025. Mr. Liu Jian, Mr. Li Chun, Mr. Li Zongyi and Mr. Qiu Yongpan have been newly appointed as Directors of the current Board, whose respective terms of office shall commence upon the approval of their qualifications by the NAFR Gansu Office. In the meantime, Ms. Zhang Tingting, Mr. Zhang Youda, Mr. Guo Jirong, Mr. Dong Ximiao and Mr. Wang Tingting have retired with effect from the conclusion of the AGM.
- (2) Mr. Wang Xizhen has tendered his resignation as the president and executive Director of the Bank and a member of the strategy and development committee, the related party transaction and risk management committee and the consumer rights protection committee under the Board due to change in work arrangement. Mr. Wang ceased to hold any position in the Bank with effect from September 12, 2025.

Corporate Governance Report

(x) Independent Non-executive Directors

The Board of Directors has appointed five independent non-executive Directors and the qualification, number and proportion are in accordance with the regulations of the NAFR, the CSRC and the Hong Kong Listing Rules. The five independent non-executive Directors are not involved in any conflict with the independence issue described in Rule 3.13 of the Hong Kong Listing Rules. The Bank has received from each of the independent non-executive Directors the annual confirmations of independence in writing under Rule 3.13 of the Hong Kong Listing Rules. Therefore, the Bank confirms that all the independent non-executive Directors have complied with the Hong Kong Listing Rules in respect of their independence.

The Bank's independent non-executive Directors represent the majority of the Bank's audit committee, nomination and remuneration committee, related party transaction and risk management committee and they serve as the chairman of these committees. Mr. Li Zongyi, an independent non-executive Director, has appropriate accounting and relevant financial management expertise as required by the Hong Kong Listing Rules by virtue of his educational background and working experience.

During the Reporting Period, the independent non-executive Directors kept in touch with the Bank's management through various means such as attending meetings as observers. They earnestly participated in meetings of the Board of Directors and the Board committees and actively provided their opinions and emphasized on the interests of minority Shareholders of the Bank. The independent non-executive Directors have fully discharged their responsibilities.

Corporate Governance Report

(xi) Continuing professional development plan for Directors

All newly appointed Directors have been provided with comprehensive relevant materials at the first time when they were nominated to ensure they have proper understanding of the operation and business of the Bank and fully understand the duties and responsibilities of Directors under requirements of the Hong Kong Listing Rules and the applicable laws and regulations.

The Bank has encouraged all Directors to participate in continuing professional development to develop and refresh their knowledge and skills. During the Reporting Period, trainings participated in by all Directors are as follows:

Directors	Contents of the trainings
Liu Qing, Wang Xizhen, Zhang Junping, Zhang Tingting, Ye Rong, Zhang Youda, Guo Jirong, Yang Chunmei, Dong Ximiao, Wang Tingting, Liu Guanghua, Wang Lei, Hau Pak Sun	2025 Banking Corporate Governance Quarterly Lecture 1
Liu Qing, Wang Xizhen, Zhang Bin, Zhang Junping, Zhang Tingting, Ye Rong, Zhang Youda, Guo Jirong, Yang Chunmei, Dong Ximiao, Wang Tingting, Liu Guanghua, Wang Lei, Hau Pak Sun	2025 Banking Corporate Governance Quarterly Lecture 2
Liu Qing, Wang Xizhen, Zhang Bin, Zhang Junping, Liu Jian, Ye Rong, Li Chun, Yang Chunmei, Liu Guanghua, Wang Lei, Hau Pak Sun, Li Zongyi, Qiu Yongpan	Special training on anti-money laundering
Liu Qing, Zhang Bin, Zhang Junping, Liu Jian, Ye Rong, Li Chun, Yang Chunmei, Liu Guanghua, Wang Lei, Hau Pak Sun, Li Zongyi, Qiu Yongpan	2025 Banking Corporate Governance Quarterly Lecture 4

During the Reporting Period, Mr. Zhang Bin, Mr. Liu Jian, Mr. Li Chun, Mr. Li Zongyi and Mr. Qiu Yongpan were elected as Directors of the Bank. These newly elected Directors obtained the legal opinion referred to in Rule 3.09D of the Hong Kong Listing Rules on 28 April, 2025, and confirmed that they understood all the provisions of the Hong Kong Listing Rules applicable to them as directors of the Bank, and the possible consequences of making false statements or providing false information to the Hong Kong Stock Exchange.

The Bank will provide briefings on the latest developments of the Hong Kong Listing Rules and other applicable regulatory requirements to the Directors from time to time, to ensure that the Directors are aware of the latest regulatory development.

Corporate Governance Report

(xii) Corporate governance functions of the Board of Directors

The Board of Directors is responsible for the establishment of sound corporate governance practices and procedures for the Bank. During the Reporting Period and up to the date of this annual report, the Board of Directors has:

- (1) developed and reviewed the Bank's policies and practices on corporate governance;
- (2) reviewed and monitored the training and continuing professional development of Directors and senior management;
- (3) reviewed and monitored the Bank's policies and practices on compliance with legal and regulatory requirements;
- (4) developed, reviewed and monitored the code of conduct for Directors; and
- (5) reviewed the Bank's compliance with the Corporate Governance Code and disclosure in the corporate governance report.

During the Reporting Period, the Board meeting considered and approved the following resolutions:

the Resolution on the Major Related-party Transactions of Gansu Financial Capital Group Co., Ltd., the Resolution on the Related-party Transactions of Lanzhou Changhong Property Management Co., Ltd. (蘭州長虹物業管理有限責任公司), the Resolution on the Work Report of the Board of Directors for 2024, the Resolution on the Report on the Implementation of the Five-Year Development Strategy of Bank of Gansu (2024), the Resolution on the 2024 Environmental, Social, and Governance (ESG) Report, the Resolution on the Request for the Convening of the 2024 Annual General Meeting, the Resolution on the Work Report of Senior Management for 2024, the Resolution on the Integrated Business Plan for 2025, the Resolution on the Work Report of Consumer Rights Protection for 2024, the Resolution on the Report of the Board of Directors on the Evaluation of Duty Performance by the Directors and Senior Management in 2024, the Resolution on the Report on Work of Independent Directors in 2024, the Resolution on the Remuneration Distribution and Settlement Results for Directors in 2024, the Resolution on the Remuneration Distribution and Settlement Results for Supervisors in 2024, the Resolution on the Remuneration Distribution and Settlement Results for Senior Management in 2024, the Resolution on the General Election of the Board of Directors, the Resolution on the Amendments to the Rules of Procedures of the Audit Committee of Bank of Gansu Co., Ltd., the Resolution on the Annual Report for 2024, the Resolution on the Financial Accounts and Financial Audit Report for 2024, the Resolution on the Profit Distribution Plan for 2024, the Resolution on the Third Pillar Disclosure Report for 2024, the Resolution on the Financial Budget Plan for 2025, the Resolution on the Work Report of Internal Audit for 2024, the Resolution on the Audit Plan for 2025, the Resolution on the Internal Control Self-assessment Report for 2024, the Resolution on the Overall Risk Management Report for 2024, the Resolution on the Risk Appetite Statement and Risk Management Strategy for 2025, the Resolution on the Assessment Report of the Basic Conditions of Major Shareholders (including Substantial Shareholders) for 2024, the Resolution on the Work Report on Anti-money Laundering and Anti-terrorist Financing for 2024, the Resolution on the Self-Assessment Report on Case Risk Prevention and Control for 2024, the Resolution on the Report of Rectifications for Issues Identified through Regulatory Oversight, the Resolution on the Amendments to the Administrative Measures for Internal Control of Bank of Gansu, the Resolution on the Amendments to the Administrative Measures for Operational Risk of Bank of Gansu, the Resolution on the Report of Related-party Transactions for 2024, the Resolution on the Related-party Transactions of China Dragon Securities Co., Ltd., the Resolution on the Related-party Transactions of Mengshang Bank Co., Ltd., the Resolution on the Major Related-party Transactions of Gansu Financial Holding Investment Co., Ltd., the Resolution on the Major Related-party Transactions of Gansu Financial Capital Group Co.,

Corporate Governance Report

Ltd. (甘肅金融資本集團有限公司), the Resolution on the Work Report of Information Technology for 2024, the Resolution on the Report on Green Finance Business for 2024, the Resolution on the General Mandate to Issue Shares, the Resolution on the Amendments to the Articles of Association of Bank of Gansu Co., Ltd., the Resolution on the Appointment of Business Director of Bank of Gansu Co., Ltd., the Resolution on the Appointment of Compliance Director of Bank of Gansu Co., Ltd., the Resolution on the Assessment Report of Internal Capital Adequacy for 2024, the Resolution on the Optimization Plan for Key Models and Parameters related to the Implementation of the Expected Credit Loss Approach, the Resolution on the Report of Pre – and Post-Implementation Validation of the Expected Credit Loss Model, the Resolution on the Major Related-party Transactions of Gansu Financial Capital Group Co., Ltd., the Resolution on the Major Related-party Transactions of Gansu Financial Holding Group Co., Ltd., the Resolution on the Selection of Members of the Special Committees under the Fourth Session of the Board of Directors of Bank of Gansu Co., Ltd., the Resolution on the Selection of Chairman of the Fourth Session of the Board of Directors of Bank of Gansu Co., Ltd., the Resolution on the Appointment of President of Bank of Gansu Co., Ltd., the Resolution on Appointment of the Secretary to the Board of Bank of Gansu Co., Ltd., the Resolution on the Appointment of the Senior Management of Bank of Gansu Co., Ltd., the Resolution on the Bulk Transfer of Non-performing Corporate Loans in the Second Quarter of 2025 Constituting Related-party Transactions, the Resolution on the Proposed Sale of Assets Constituting a Very Substantial Sale and a Major Related-party Transaction, the Resolution on the Replenishment of Capital through the Convertible Negotiated Deposit and Authorized Issuance of Shares, the Resolution on the Requests for the Convening of the First Extraordinary General Meeting, First Domestic Shareholders' Meeting and First H Shareholders' Meeting of 2025, the Resolution on the Interim Report for 2025, the Resolution on the Third Pillar Disclosure Report for the First Half of 2025, the Resolution on the Overall Risk Management Report for the First Half of 2025, the Resolution on the Amendments to the Proposals for the Recovery Plan and Disposal Plan of Bank of Gansu, the Resolution on the Amendments to the Administrative Measures for Related-party Transactions of Bank of Gansu Co., Ltd., the Resolution on the Report of Related-party Transactions for the First Half of 2025, the Resolution on Major Related-party Transactions of Gansu Financial Holding Supply Chain Management Co., Ltd., the Resolution on the Work Report of Consumer Rights Protection for the First Half of 2025, the Resolution on the Appointment of President of Bank of Gansu Co., Ltd., the Resolution on the Selection of Executive Directors for the Third Session of the Board of Directors of Bank of Gansu Co., Ltd., the Resolution on the Major Related-party Transactions of Gansu Province Highway Aviation Tourism Investment Group Co., Ltd., the Resolution on the Major Related-party Transactions of Gansu Financial Capital Group Co., Ltd., the Resolution on the Amendments to the Administrative Measures for Capital of Bank of Gansu Co., Ltd., the Resolution on the Amendments to the Internal Audit Charter of Bank of Gansu Co., Ltd., the Resolution on the Related-party Transactions of Lanzhou Changhong Property Management Co., Ltd., the Resolution on the Major Related-party Transactions of Gansu Financial Capital Group Co., Ltd., the Resolution on Major Related-party Transactions of Gansu Financial Holding Group Co., Ltd., the Resolution on the Major Related-party Transactions of Gansu Financial Holding Natural Ecological Environment Investment and Construction Co., Ltd., the Resolution on the Approval of the Compensation Standards for Senior Management Appointed within the Board of Directors, the Resolution on the Changes in Accounting Estimates for the Depreciation and Amortization Periods of Fixed Assets, Intangible Assets, and Deferred Expenses, the Resolution on the Optimization Plan for Key Models and Parameters related to Implementation of Expected Credit Loss Approach, the Resolution on the Report of Pre – and Post-Implementation Validation of Expected Credit Loss Model, the Resolution on the Related Party Transactions with Directors, Senior Management and Their Affiliates, the Resolution on the Major Related-party Transactions of Gansu Province State-owned Assets Investment Group Co., Ltd., the Resolution on the Major Related-party Transactions of Gansu Assets Management Co., Ltd., the Resolution on the Transfer of Written-off Credit Card-related Non-performing Assets in 2025 Constituting Related-party Transactions, and the Resolution on the Bulk Transfer of Non-performing Loans in the Fourth Quarter of 2025 Constituting Related-party Transactions.

Corporate Governance Report

(xiii) Board Committees

The Board of Directors delegates certain responsibilities to various committees. In accordance with relevant PRC laws, the Articles of Association and the Hong Kong Listing Rules, the Bank has formed five Board committees, namely the strategy and development committee, audit committee, nomination and remuneration committee, related party transaction and risk management committee and consumer rights protection committee.

(A) *Strategy and Development Committee*

During the Reporting Period, the strategy and development committee consists of Mr. Liu Qing (executive Director), Mr. Ye Rong (non-executive Director), Mr. Wang Lei (independent non-executive Director), Mr. Qiu Yongpan (independent non-executive Director, from September 19, 2025), Mr. Wang Xizhen (executive Director, from January 1, 2025 to September 12, 2025) and Mr. Zhang Youda (non-executive Director, from January 1, 2025 to June 27, 2025). Mr. Liu Qing served as the chairman of the strategy and development committee.

The principal responsibilities of the strategy and development committee include but are not limited to:

- to formulate the operation objectives of the Bank;
- to formulate the environmental, social and governance (ESG) related objectives, medium – and long-term development strategy and management approach of the Bank, and supervise the implementation of the relevant objectives; and
- to supervise and review the execution condition of annual business plans and investment plans of the Bank.
- other matters prescribed by laws, regulations, and regulatory authorities, as well as those authorized by the Board of Directors.

During the Reporting Period, the strategy and development committee held 4 meetings in total, at which the Resolution on the Work Report of the Board of Directors for 2024, the Resolution on the Report on the Implementation of the Five-Year Development Strategy of Bank of Gansu (2024), Resolution on the Completion and Adjustment of Strategy Implementation Projects for 2024, the Resolution on the 2024 Environmental, Social, and Governance (ESG) Report, the Resolution on the Work Report of Senior Management for 2024, the Resolution on the Integrated Business Plan for 2025, the Resolution on the Work Report of Information Technology for 2024, the Resolution on the Report on Green Finance Business for 2024, the Resolution on the General Mandate to Issue Shares, the Resolution on the Amendments to the Articles of Association of Bank of Gansu Co., Ltd., the Resolution on the Replenishment of Capital through the Convertible Negotiated Deposit and Authorized Issuance of Shares, the Resolution on the Calculation Statement of Share Issuance for Replenishing Capital through Convertible Agreement Deposits, and the Resolution on the Amendments to the Administrative Measures for Capital of Bank of Gansu Co., Ltd. were considered and approved.

Corporate Governance Report

(B) *Audit Committee*

During the Reporting Period, the audit committee consists of Mr. Zhang Bin (non-executive Director, from June 27, 2025), Mr. Liu Jian (non-executive Director, from September 19, 2025), Mr. Wang Lei (independent non-executive Director), Mr. Li Zongyi (independent non-executive Director, from September 19, 2025), Mr. Qiu Yongpan (independent non-executive Director, from September 19, 2025), Mr. Hau Pak Sun (independent non-executive Director, from January 1, 2025 to September 19, 2025), Mr. Zhang Junping (non-executive Director, from January 1, 2025 to June 27, 2025), Mr. Guo Jirong (non-executive Director, from January 1, 2025 to June 27, 2025), Mr. Dong Ximiao (independent non-executive Director, from January 1, 2025 to June 27, 2025). Mr. Wang Lei (from January 1, 2025 to September 19, 2025) and Mr Li Zongyi (since September 19, 2025) served successively as the chairman of the audit committee.

The principal responsibilities of the audit committee include but are not limited to:

- to review the periodic reports of the Bank prepared by the Board of Directors and make written review comments;
- to review the accounting policies, financial position, financial reporting procedure, and risks and compliance conditions of the Bank;
- to propose to appoint or change external audit firms;
- to supervise the internal audit system of the Bank and its implementation;
- to coordinate the communication between internal auditors and external auditors;
- to audit the financial information of the Bank and disclosure thereof, and produce judgment report on the truthfulness, accuracy, completeness and promptness of the audited financial information, and submit the report to the Board of Directors for consideration;
- to supervise the performance of duties by Directors and senior management officers of the Bank, and propose the dismissal of any Directors or senior management officers who violate laws, administrative regulations, the Articles of Association, or resolutions of the general meetings;
- to require Directors and senior management officers to rectify their actions when such actions harm the interests of the Bank;
- to propose the convening of an extraordinary general meeting and, when the Board of Directors fails to convene or preside over general meetings as required by the Company Law, convene and preside over such meetings;
- to submit proposals to the general meetings;
- to initiate legal proceedings against Directors or senior management officers in accordance with Article 189 of the Company Law;
- to investigate any irregularities detected in the Bank's operations and, when necessary, engage professional institutions such as accounting firms or law firms to assist in such investigations, with related costs borne by the Bank;

Corporate Governance Report

- other duties granted by laws, administrative regulations, departmental regulations, the Articles of Association and the securities regulatory authorities in the places where the Bank's shares are listed.

During the Reporting Period, the audit committee held 5 meetings in total, at which the Resolution on the Amendments to the Rules of Procedures of the Audit Committee of Bank of Gansu Co., Ltd., the Resolution on the Annual Report for 2024, the Resolution on the Financial Accounts and Financial Audit Report for 2024, the Resolution on the Profit Distribution Plan for 2024, the Resolution on the Third Pillar Disclosure Report for 2024, the Resolution on the Financial Budget Plan for 2025, the Resolution on the Work Report of Internal Audit for 2024, the Resolution on the Audit Plan for 2025, the Resolution on the Internal Control Self-assessment Report for 2024, the Resolution on the Assessment Report of Internal Capital Adequacy for 2024, the Resolution on the Interim Report for 2025, the Resolution on the Third Pillar Disclosure Report for the First Half of 2025, the Resolution on the Amendments to the Internal Audit Charter of Bank of Gansu Co., Ltd., and the Resolution on the Changes in Accounting Estimates for the Depreciation and Amortization Periods of Fixed Assets, Intangible Assets, and Deferred Expenses were considered and approved.

(C) Nomination and Remuneration Committee

During the Reporting Period, the nomination and remuneration committee consists of Mr. Liu Qing (executive Director), Ms. Yang Chunmei (non-executive Director, from June 27, 2025), Mr. Li Zongyi (independent non-executive Director, from September 19, 2025), Mr. Hau Pak Sun (independent non-executive Director, from June 27, 2025), Mr. Wang Lei (independent non-executive Director, from June 27, 2025), Mr. Dong Ximiao (independent non-executive Director, from January 1, 2025 to June 27, 2025), Mr. Wang Tingting (independent non-executive Director, from January 1, 2025 to June 27, 2025), and Mr. Liu Guanghua (independent non-executive Director, from June 27, 2025 to September 19, 2025). Mr. Dong Ximiao (from January 1, 2025 to June 27, 2025) and Mr. Wang Lei (from June 27, 2025) served successively as the chairman of the nomination and remuneration committee.

The principal responsibilities of the nomination and remuneration committee include but are not limited to: Responsibilities regarding nomination:

- submitting proposals to the Board of Directors in relation to the formation of the Board of Directors based on the business condition, asset size and equity structure of the Bank;
- formulating the procedures and the standards for election of Directors, president and other senior management of the Bank, and submitting the relevant proposals to the Board of Directors;

Corporate Governance Report

- conducting initial review of the qualifications and credentials of the Directors, president and other senior management, and providing review comments;
- assessing the independence of independent non-executive Directors; and
- developing and, where appropriate, reviewing the Board diversity policy and disclosing the relevant policies or their abstracts in the annual reports. For the summary of the Board diversity policy of the Bank and the implementation thereof, please refer to “2. Corporate Governance – (II) The Board Nomination and Diversity Policy” of this section.

Responsibilities regarding remuneration and evaluation:

- making recommendations to the Board of Directors on the remuneration of Directors, president and other senior management, and supervising the implementation of the proposals;
- making recommendations to the Board of Directors on the remuneration packages of individual executive Directors and senior management, and the remuneration of non-executive Directors;
- based on the remuneration offered by companies of similar nature, time needed and responsibilities, proposing the employment terms for other positions within the Bank; and
- assessing fulfillment of duties and responsibilities by Directors and senior management and evaluating their annual performance.

During the Reporting Period, the nomination and remuneration committee held 5 meetings in total, at which the Resolution on the Report of the Board of Directors on the Evaluation of Duty Performance by the Directors and Senior Management in 2024, the Resolution on the Report on Work of Independent Directors in 2024, the Resolution on the Remuneration Distribution and Settlement Results for Directors in 2024, the Resolution on the Remuneration Distribution and Settlement Results for Supervisors in 2024, the Resolution on the Remuneration Distribution and Settlement Results for Senior Management in 2024, the Resolution on the General Election of the Board of Directors, the Resolution on the Appointment of Business Director of Bank of Gansu Co., Ltd., the Resolution on the Appointment of Compliance Director of Bank of Gansu Co., Ltd., the Resolution on the Appointment of President of Bank of Gansu Co., Ltd., the Resolution on the Selection of Executive Directors for the Fourth Session of the Board of Directors of Bank of Gansu Co., Ltd., and the Resolution on the Approval of the Compensation Standards for Senior Management Appointed within the Board of Directors were considered and approved.

Corporate Governance Report

(D) Related Party Transaction and Risk Management Committee

During the Reporting Period, the related party transaction and risk management committee consists of Mr. Liu Guanghua (independent non-executive Director), Mr. Hau Pak Sun (independent non-executive Director), Mr. Li Zongyi (independent non-executive Director, from September 19, 2025), Mr. Qiu Yongpan (independent non-executive Director, from September 19, 2025), Mr. Wang Xizhen (executive Director, from January 1, 2025 to September 12, 2025), Mr. Dong Ximiao (independent non-executive Director, from January 1, 2025 to June 27, 2025) and Mr. Wang Tingting (independent non-executive Director, from January 1, 2025 to June 27, 2025). Mr. Liu Guanghua served as the chairman of the related party transaction and risk management committee.

The principal responsibilities of the related party transaction and risk management committee include but are not limited to:

Responsibilities regarding management of related party transaction:

- examining and approving the related party transaction within the scope of authorization set by the Board of Directors, or accepting the filing of such related party transaction; and
- assessing the related party transaction outside the scope of authority set by the Board of Directors, and seeking for the approval of such related party transaction by the Board of Directors.

Responsibilities regarding risk management:

- supervising the management of risks by the Bank's senior management;
- evaluating the Bank's risk profile;
- making recommendations regarding the Bank's risk management and internal controls, discussing risk management with senior management, and ensuring that management has performed their duties to establish effective systems;
- reviewing the effectiveness of the internal audit work of the Bank; and
- actively or as appointed by the Board of Directors, conducting research on key investigation results relating to risk management matters and responses of management to investigation results.

Corporate Governance Report

During the Reporting Period, the related party transaction and risk management committee held 9 meetings in total, at which the Resolution on the Major Related-party Transactions of Gansu Financial Capital Group Co., Ltd., the Resolution on the Related-party Transactions of Lanzhou Changhong Property Management Co., Ltd. (蘭州長虹物業管理有限責任公司), the Resolution on the Overall Risk Management Report for 2024, the Resolution on the Risk Appetite Statement and Risk Management Strategy for 2025, the Resolution on the Assessment Report of the Basic Conditions of Major Shareholders (including Substantial Shareholders) for 2024, the Resolution on the Work Report on Anti-money Laundering and Anti-terrorist Financing for 2024, the Resolution on the Self-Assessment Report on Case Risk Prevention and Control for 2024, the Resolution on the Report of Rectifications for Issues Identified through Regulatory Oversight, the Resolution on the Amendments to the Administrative Measures for Internal Control of Bank of Gansu, the Resolution on the Amendments to the Administrative Measures for Operational Risk of Bank of Gansu, the Resolution on the Report of Related-party Transactions for 2024, the Resolution on the Related-party Transactions of China Dragon Securities Co., Ltd., the Resolution on the Related-party Transactions of Mengshang Bank Co., Ltd., the Resolution on the Major Related-party Transactions of Gansu Financial Holding Investment Co., Ltd., the Resolution on the Major Related-party Transactions of Gansu Financial Capital Group Co., Ltd., the Resolution on the Optimization Plan for Key Models and Parameters related to the Implementation of the Expected Credit Loss Approach, the Resolution on the Report of Pre – and Post-Implementation Validation of the Expected Credit Loss Model, the Resolution on the Major Related-party Transactions of Gansu Financial Capital Group Co., Ltd., the Resolution on the Major Related-party Transactions of Gansu Financial Holding Group Co., Ltd., the Resolution on the Bulk Transfer of Non-performing Corporate Loans in the Second Quarter of 2025 Constituting Related-party Transactions, the Resolution on the Proposed Sale of Assets Constituting a Very Substantial Sale and a Major Related-party Transaction, the Resolution on the Overall Risk Management Report for the First Half of 2025, the Resolution on the Amendments to the Proposals for the Recovery Plan and Disposal Plan of Bank of Gansu, the Resolution on the Amendments to the Administrative Measures for Related-party Transactions of Bank of Gansu Co., Ltd., the Resolution on the Report of Related-party Transactions for the First Half of 2025, the Resolution on Major Related-party Transactions of Gansu Financial Holding Supply Chain Management Co., Ltd., the Resolution on the Major Related-party Transactions of Gansu Province Highway Aviation Tourism Investment Group Co., Ltd., the Resolution on the Major Related-party Transactions of Gansu Financial Capital Group Co., Ltd., the Resolution on the Related-party Transactions of Lanzhou Changhong Property Management Co., Ltd., the Resolution on the Major Related-party Transactions of Gansu Financial Capital Group Co., Ltd., the Resolution on the Major Related-party Transactions of Gansu Financial Holding Investment Co., Ltd., the Resolution on the Major Related-party Transactions of Gansu Financial Holding Natural Ecological Environment Investment and Construction Co., Ltd., the Resolution on the Optimization Plan for Key Models and Parameters related to the Implementation of the Expected Credit Loss Approach, the Resolution on the Report of Pre – and Post-Implementation Validation of the Expected Credit Loss Model, the Resolution on the Related Party Transactions with Directors, Senior Management and Their Affiliates, the Resolution on the Major Related-party Transactions of Gansu Province State-owned Assets Investment Group Co., Ltd., the Resolution on the Major Related-party Transactions of Gansu Assets Management Co., Ltd., the Resolution on the Transfer of Written-off Credit Card-related Non-performing Assets in 2025 Constituting Related-Party Transactions, the Resolution on the Bulk Transfer of Non-performing Loans in the Fourth Quarter of 2025 Constituting Related-party Transactions were considered and approved.

Corporate Governance Report

(E) *Consumer Rights Protection Committee*

During the Reporting Period, the consumer rights protection committee consists of Mr. Zhang Bin (non-executive Director, from June 27, 2025), Mr. Zhang Junping (non-executive Director, from June 27, 2025), Mr. Li Chun (non-executive Director, from December 4, 2025), Mr. Liu Guanghua (independent non-executive Director), Mr. Liu Qing (executive Director, from January 1, 2025 to June 27, 2025), Mr. Wang Xizhen (executive Director, from January 1, 2025 to September 12, 2025) and Ms. Zhang Tingting (non-executive Director, from January 1, 2025 to June 27, 2025) and Ms. Yang Chunmei (non-executive Director, from January 1, 2025 to June 27, 2025). Mr. Wang Xizhen (from January 1, 2025 to June 27, 2025) and Mr. Zhang Bin (since June 27, 2025) successively served as the chairman of the consumer rights protection committee.

The principal responsibilities of the consumer rights protection committee include but are not limited to:

- formulating strategies, policies and objectives of the Bank's consumer rights protection work, guiding the senior management to strengthen the construction of corporate culture of consumer rights and interests protection from the overall planning, and incorporating contents relating to consumer rights protection into our corporate governance and business development strategies;
- supervising our senior management to effectively implement consumer rights protection work;
- periodically listening to our senior management's special reports on consumer rights protection work;
- supervising and evaluating the comprehensiveness, promptness and effectiveness of the Bank's consumer rights protection work and the performance of our senior management in this respect; and
- reviewing and providing comments on proposals in relation to consumer rights protection to be submitted to the Board in accordance with the Bank's overall strategies.

During the Reporting Period, the consumer rights protection committee held 2 meetings in total, at which the Resolution on the Work Report of Consumer Rights Protection for 2024 and the Resolution on the Work Report of Consumer Rights Protection for the First Half of 2025 were considered and approved.

(xiv) **Overview of the annual audit work of the Bank**

Shinewing Certified Public Accountants LLP and SHINEWING (HK) CPA Limited (collectively as "Shinewing") carried out the 2025 audit on the Bank by two stages, the preliminary audit and yearend audit. In the preliminary audit stage, Shinewing conducted the audit on internal control, carried out internal control test at the Bank's level and business process level, and evaluated the effectiveness of the internal control design and whether it has been effectively implemented during the audit. Through the interview, Shinewing understood the Bank's control environment, the main operation conditions, business innovation, system updates and fraud risk. Shinewing conducted a preliminary audit on major subjects of financial statements such as financial instruments, operating income, investment income and carried out preliminary testing. Shinewing also made a testing and evaluation on the main information system used by the Bank and discussed timely the findings of preliminary audit with the Bank's management. During year-end audit, Shinewing followed up the findings on the preliminary audit and conducted detailed audit procedures for all major subjects, and communicated timely the findings of year-end audit with the Bank's management.

Corporate Governance Report

In order to successfully complete the audit work in 2025 and issue relevant audit reports with scheduled time, the audit committee of the Board of Directors authorized the finance department of the Bank to discuss with Shinewing about the planning of audit work, audit progress, scope of consolidation, timing of initial draft and final draft of the auditor's report, etc. During the audited period, the audit committee made multiple rounds of supervision. On March 27, 2026, Shinewing issued the standard unqualified auditor's reports to the Bank within the scheduled time.

The audit committee reviewed the independence, objectivity and audit procedure of Shinewing to ensure that the financial reports issued give a true and fair view. Shinewing has taken the necessary protective measures in accordance with the relevant ethical requirements to prevent possible threats to independence.

(V) Senior Management

Under the leadership of the Board of Directors, the president and other senior management of the Bank shall operate and manage the Bank in accordance with the relevant laws and regulations, the Articles of Association and the authorization of Board of Directors. In accordance with the Articles of Association, the president of the Bank shall be nominated, appointed or dismissed by the Board of Directors. Moreover, the Bank has one president and several vice presidents. The vice president and other senior management are nominated by the president, appointed or dismissed by the Board of Directors. The qualifications of the president and other senior management shall be reviewed and approved by the regulatory authority of banking in China.

As at the date of this annual report, the senior management of the Bank includes:

- Mr. Shi Hailong (President, Chief Compliance Officer)
- Ms. Hao Jumei (Vice President, Secretary to the Board)
- Mr. Du Jing (Vice President)
- Mr. Sun Xiaoming (Vice President)
- Mr. Duan Jianxing (Chief Information Officer)
- Ms. Zhang Feng (Compliance Director)

The president of the Bank shall be responsible to the Board of Directors. The president shall operate and manage the Bank in accordance with the laws, regulations, the Articles of Association and the authorization of the Board of Directors. The vice president shall assist with the president and perform the responsibilities as per the relevant authorizations.

Corporate Governance Report

The president of the Bank has the following powers and duties:

- (1) to manage the business operations of the Bank and report work to the Board;
- (2) to implement resolutions of the Board;
- (3) to prepare plans for the establishment of internal management structure of the Bank;
- (4) to establish the basic management system of the Bank and to formulate the Bank's specific rules and regulations;
- (5) to appoint or remove the head of the functional departments and the branches other than those required to be appointed or removed by the Board;
- (6) to propose to the Board for the appointment or removal of the vice president and other senior officers of the Bank;
- (7) to authorize the vice president and other senior officers, the person in charge of the internal functional departments and branches to be engaged in business management activities;
- (8) to submit to the Board the annual business plan and investment plan of the Bank, the annual financial budget, the final accounting plan and the profit distribution plan of the Bank on behalf of the senior management, and organize the implementation after approval;
- (9) to determine the salary, welfare, reward, punishment and other incentive and restraint programs and implement them after the approval of the Board of Directors;
- (10) to decide on the appointment and dismissal of employees of the Bank other than senior officers;
- (11) to take urgent measures in the event of a major incident in the Bank and to report immediately to the Board of Directors, the banking regulatory authorities under the State Council and the local branches of the People's Bank;
- (12) in exceptional circumstances, to propose an extraordinary meeting of the Board of Directors; and
- (13) other powers which are to be exercised by the president in accordance with the laws, regulations and the provisions of the Articles or the power to be exercised by the president as authorized by the Board.

The president and vice presidents who are not Directors may attend meetings of the Board of Directors, but have no voting rights at such meetings.

Corporate Governance Report

Remuneration paid to the senior management (excluding the members of senior management who concurrently served as Directors) for the year ended December 31, 2025 is set out as follows:

Remuneration bands	Number of persons
Below RMB0.8 million	5
RMB0.8 million – RMB1.0 million	0

(VI) Chairman of the Board of Directors and the President

The roles and duties of the chairman of the Board of Directors and the president of the Bank are assumed by different persons, with their respective responsibilities clearly delineated and in compliance with the requirements under the Hong Kong Listing Rules.

Mr. Liu Qing was appointed as an executive Director and the chairman of the Board of Directors on December 3, 2018, responsible for the overall strategic planning and management of the Board of Directors to ensure the effective operation of the Board of Directors and that all Directors are aware of the current issues and that each issue could be discussed in a timely and constructively manner. To assist the Board of Directors in discussing all important or other related matters, the chairman of the Board of Directors works with the Bank's senior management to ensure that all Directors receive timely, appropriate, complete and reliable information for their consideration and review.

The president of the Bank, being nominated by the chairman of the Board of Directors and appointed by the Board of Directors, reports to the Board of Directors and performs his duties and responsibilities in accordance with the Articles of Association and within the authorization by the Board of Directors. During the Reporting Period, Mr. Wang Xizhen served as the president of the Bank until his resignation on August 4, 2025. Mr. Shi Hailong has been acting as the president since September 15, 2025 and his qualifications for president were approved by the NAFR Gansu Office on January 15, 2026.

(VII) Securities Transactions by Directors and Senior Management

The Bank has adopted, in respect of securities transactions by Directors and senior management members, a code of conduct on terms no less exacting than the required standards set out in the Model Code for Securities Transactions by Directors of Listed Issuers ("Model Code") as set out in Appendix C3 to the Hong Kong Listing Rules.

Having made specific enquiries to all Directors and members of the senior management members, the Bank confirmed that they complied with the Model Code during the Reporting Period.

Corporate Governance Report

(VIII) External Auditors and Remuneration of Auditors

The Group engaged Shinewing Certified Public Accountants LLP and SHINEWING (HK) CPA Limited as its domestic and international auditors for 2025, respectively. The fees as agreed to be paid by the Group for the audit of the financial statements for the year ended December 31, 2025 are RMB4.58 million. During the Reporting Period, the Group did not engage Shinewing Certified Public Accountants LLP and SHINEWING (HK) CPA Limited for any non-audit service, and did not pay to them any fee related to non-audit service.

The audit committee of the Board of Directors was of the view that Shinewing Certified Public Accountants LLP and SHINEWING (HK) CPA Limited can complete various engagements of the Bank satisfactorily, stick to the principles of independence, objectiveness and impartiality and comply with the applicable accounting principles and ethical requirements for accountants, and are diligent and responsive when conducting auditing work. During the Reporting Period, there was no occasion where the Board of Directors did not agree with the opinions of the audit committee on the selection and appointment of external auditors.

(IX) Company Secretary

During the Reporting Period, the company secretary of the Bank is Mr. Wong Wai Chiu. Mr. Wong took part in relevant professional trainings for no less than 15 hours during the Reporting Period. The main contact person between the company secretary and the Bank is Ms. Hao Jumei, the member of the Party Committee, vice president of the Bank and secretary to the Board, Ms. Hao Jumei is also required to report significant events to the chairman of the Board.

Regarding the biographic details of Mr. Wong Wai Chiu, please refer to the section headed “Directors, Senior Management, Employees and Organizations – 4. Company Secretary” of this annual report.

(X) Communication with Shareholders

The Bank places great importance on its Shareholders’ opinions and suggestions and has enhanced understanding and interaction with the Shareholders through a wide range of channels such as the general meeting, reception for visitors, onsite visits and telephone consultations.

The Bank has formulated the Information Disclosure Regulations of Bank of Gansu Co., Ltd. (“Information Disclosure Regulations”), which clearly regulate the scope and standards of information disclosure, the responsibilities and duties of relevant subjects, the procedures for handling and publishing information, and internal control measures. To facilitate efficient and continuous communication between the Bank and its shareholders and potential investors, the Bank has also established the Investor Relations Management System of Bank of Gansu Co., Ltd. (《甘肅銀行股份有限公司投資者關係管理制度》). Through the establishment and improvement of rules and regulations, the Bank aims to further improve operational transparency and credibility, strengthen communication with investors to keep them informed of our information disclosure, thereby guaranteeing investors’ right to know and protecting investors’ legitimate rights and interests.

Corporate Governance Report

The Board has reviewed the effectiveness of the above systems of shareholder communication and the Bank's shareholders and investor engagement and communication activities during the Reporting Period and is satisfied with the implementation and effectiveness of the Bank's policies relating to communication with shareholders. The Bank maintained good interaction with investors through multiple channels, actively responded to market concerns and enhanced their understanding and recognition of the Company. In 2025, the Bank released a total of 138 articles in relation to corporate governance information, equity management information, annual and semi-annual reports, financial and accounting reports, risk management information, related party transaction information, and annual major events.

General enquiries

For enquiries made to the Board of Directors by the Shareholders and potential investors, please contact:

Office of the Board of Directors, Bank of Gansu Co., Ltd.
Bank of Gansu Tower, No. 525-1 Donggang West Road, Chengguan District, Lanzhou City, Gansu Province, the PRC
Telephone: +86 (931) 877 6027
Facsimile: +86 (931) 877 1877

Principal place of business in Hong Kong of the Bank: 40/F, Dah Sing Financial Centre, 248 Queen's Road East, Wanchai, Hong Kong

Investors may view this annual report on the website of the Bank (www.gsbankchina.com) and the designated website of the Hong Kong Stock Exchange (www.hkexnews.hk).

Enquiries on matters relating to the H Shares

If the Shareholders have any enquiries on matters relating to the H Shares held by them, such as share transfer, change of address, reporting for loss of share certificates and dividend warrants, please send the enquiries in writing to the following address:

Computershare Hong Kong Investor Services Limited
Shops 1712-1716, 17th Floor, Hopewell Centre, 183 Queen's Road East, Wanchai, Hong Kong
Telephone: (852) 2862 8555
Facsimile: (852) 2865 0990

Enquiries on matters relating to the Domestic Shares

If the Shareholders have any enquiries on matters relating to the Domestic Shares held by them, such as share transfer, change of address, reporting for loss of share certificates and dividend warrants, please send the enquiries in writing to the following address:

Office of the Board of Directors, Bank of Gansu Co., Ltd.
Bank of Gansu Tower, No. 525-1 Donggang West Road, Chengguan District, Lanzhou City, Gansu Province, the PRC
Telephone: +86 (931) 877 6027
Facsimile: +86 (931) 877 1877

Corporate Governance Report

(XI) Rights of Shareholders

(i) Convening of extraordinary general meeting at the request of Shareholders

The Shareholders (the “Proposal Shareholders”) of the Bank who individually or jointly hold 10% or more (calculated based on the shareholding from the date when such written request is made by such Shareholders) of the total voting Shares of the Bank may request in writing to convene an extraordinary general meeting. The following procedures shall be followed if the Proposal Shareholders request an extraordinary general meeting or class meeting:

- (1) Two or more Shareholders jointly holding the shares carrying more than 10% (inclusive) of the voting rights in the meeting to be held can execute one or several copies of written requirements in the same format for requiring the Board of Directors to convene the extraordinary general meeting or class meeting and clarify the meeting subject. The Board shall respond in writing to decide whether to convene such meeting or not within ten days upon receipt of such written proposal in accordance with the laws, rules and regulations and the Articles of Association. The number of shares aforesaid shall be calculated from the date when such written request is made by the Shareholders.

Where the Board agrees to convene an extraordinary general meeting, a notice of the general meeting shall be given within five days after the Board makes such resolution, in which the consent of the Proposal Shareholder requesting to convene the extraordinary general meeting shall be obtained in respect of any changes to the original proposals.

- (2) Where the Board does not agree to convene an extraordinary general meeting or does not respond within ten days upon receipt of the request, the Shareholders who individually or jointly hold more than 10% of the Shares of the Bank shall have the right to propose to the Audit Committee of the Board to convene an extraordinary general meeting and make such proposal in writing to the Audit Committee of the Board.

Where the Audit Committee of the Board agrees to convene an extraordinary general meeting, a notice of the general meeting shall be given within five days upon receipt of such request, in which the consent of the Proposal Shareholder requesting to convene the extraordinary general meeting shall be obtained in respect of any changes to the original proposal.

Where the Audit Committee of the Board fails to give a notice of the general meeting in specified period, the Audit Committee of the Board shall be deemed not to agree to convene and preside over the general meeting. The Shareholders individually or jointly holding more than 10% of the Shares of the Bank for over 90 consecutive days (the “Convening Shareholder”) may convene and preside over a general meeting.

Where the Board fails to respond to the request of the Shareholder to hold a general meeting, any reasonable expenses incurred by the Shareholder to convene and preside over such meeting shall be borne by the Bank and deducted from any sums owed by the Bank to the Directors who have defaulted on their duties.

If the Audit Committee of the Board or Shareholders decide to convene the general meeting, it shall notify the Board of Directors in writing, and report to and file with the banking regulatory authority of the place where the Bank is located. The content of the notice of convening the extraordinary general meeting shall comply with the following requirements:

Corporate Governance Report

- (A) The proposal shall not be added with the new content; or otherwise the Proposal Shareholders shall make a new request to the Board of Directors to convene a general meeting in accordance with the aforesaid procedures;
- (B) The meeting shall be held at the venue where the Bank is located.

For the general meeting convened and presided over by Shareholders on their own initiatives, the shareholding proportion of the Convening Shareholders before the announcement of the resolutions passed at the general meeting shall not be less than 10%. The Audit Committee of the Board or Convening Shareholders shall submit the relevant evidentiary materials to the local banking regulatory authorities in the jurisdiction in which the Bank is situated upon the issuance of the notice of a general meeting or the announcement of the resolution of a general meeting.

(ii) Proposing resolutions at Shareholders' general meetings

Shareholders who individually or jointly hold 1% or more of the total voting Shares of the Bank may submit provisional proposals to the conveners in writing 10 days before the date of the general meeting. The conveners shall issue a supplemental notice of general meeting setting out the contents of the provisional proposals within two days upon receiving the proposals. Shareholders who individually or jointly hold 1% or more of the total voting Shares of the Bank may nominate candidates for Directors to the Board of Directors.

Shareholders who individually or jointly hold 1% or more of the total voting Shares of the Bank may nominate candidates for independent Directors. One Shareholder can only nominate one candidate for independent Director and a Shareholder who has nominated a candidate for Director shall not nominate any candidate for independent Director. The qualifications of the nominated candidates for independent Director shall be reviewed by the Nomination and Remuneration Committee under the Board of Directors, wherein the key points of review shall include the independence, expertise, experience, capabilities. The nominators for independent Director shall obtain the consent of the nominee before nomination and the nominating Shareholder shall be fully aware of the occupation, academic experiences, professional qualifications, detailed work experiences, all spare-time jobs and other information of the nominee and shall express opinions on the qualification and independence of the nominee as independent Director. In case the Board of Directors has different views on the particulars of the nominee, written opinions of Board of Directors shall be issued.

(iii) Making inquiries to the Board of Directors

Shareholders of the Bank are entitled to supervise the business activities of the Bank, and make recommendations or inquiries to the Board of Directors.

Corporate Governance Report

(iv) Inspection rights of the Shareholders

Shareholders are entitled to access the following information in accordance with the applicable laws, regulations, departmental rules, normative documents, regulations promulgated by the securities regulatory authorities of the place where the Bank's Shares are listed and the Articles of Association, including:

- (i) to obtain the Articles of Association after its cost has been paid;
- (ii) to have access to and copy the following documents after a reasonable fee has been paid:
 - (A) the Shareholder register;
 - (B) the personal information of Directors, president and other senior management of the Bank;
 - (C) status of the share capital of the Bank;
 - (D) reports on the aggregate par value, number of Shares, and highest and lowest prices of each class of Shares in relation to any repurchase by the Bank of its own Shares since the last accounting year, as well as all the expenses paid by the Bank in relation to such repurchases;
 - (E) minutes of the general meetings;
 - (F) special resolutions of the Bank;
 - (G) the latest audited financial statements and the Board reports and auditor's reports of the Bank;
 - (H) the copy of the latest annual return submitted to the State Administration for Market Regulation or other competent authorities for filing.

In accordance with the requirements of Hong Kong Listing Rules, the Bank shall make the documents above (save for item (B) above) available for free inspection by the public and Shareholders of H Shares at the address of the Bank in Hong Kong, of which the documents referred to in item (E) shall be available for inspection by Shareholders only.

If any Shareholder makes a request to obtain a copy of the relevant documents from the Bank, the Bank shall send a copy of the requested documents within seven days upon the receipt of a reasonable fee. The Bank may refuse to provide any documents if such documents or the copies thereof requested involve any business secrets and/or include sensitive information about share price of the Bank.

Corporate Governance Report

(XII) Information Disclosure

The Board of Directors and senior management of the Bank place great importance on information disclosure. They rely on good corporate governance and sound internal controls to provide timely, accurate and fair information for the investors. During the Reporting Period and up to the date of this annual report, no insider dealing was identified.

In accordance with the requirement of Measures for the Information Disclosure of Commercial Banks and Notice on the Normative Content of the Annual Report of the Joint-stock Commercial Banks, the Bank continuously improved the timeliness, accuracy and completeness of the information to be disclosed.

The Bank has also formulated the Information Disclosure Regulations, which provide for basic principles of information disclosure, including the disclosure principles in the Bank's prospectus, offering circulars, listing documents, periodic reports and interim reports. The Board of Directors is primarily responsible for the information disclosure of the Bank and the chairman of the Board of Directors is the primary person in charge of the information disclosure of the Bank.

(XIII) Procedures and Regulatory Measures related to Inside Information

The Bank places great importance on inside information management. In order to strengthen relevant confidentiality and protect the legitimate interest of investors by maintaining fairness with regard to information disclosure, the Bank has formulated the Information Disclosure Regulations pursuant to applicable laws, regulations, the Hong Kong Listing Rules and other regulatory requirements. The Information Disclosure Regulations provide for the scope of inside information and the definition of insiders possessing inside information, detailed requirements on management of insiders and inside information, confidentiality of such information and sanction measures for divulgence of inside information.

(XIV) Amendment to the Articles of Association during the Reporting Period

To safeguard the legitimate rights and interests of the Bank, its shareholders and creditors, to standardise the Bank's organisation and conduct, and to further improve corporate governance, the Bank's shareholders approved the proposed amendments to the Articles of Association at the 2024 annual general meeting held on June 27, 2025 in accordance with the Company Law which took effect on July 1, 2024, the Notice on Matters Concerning the Alignment of Corporate Governance Regulatory Provisions with the Company Law which took effect on December 17, 2024 relating to the requirement of abolishing the board of supervisors, and the Listing Rules which took effect on February 10, 2025 relating to the introduction of hybrid general meetings and electronic voting. The revised Articles of Association were approved by the Gansu Provincial Financial Regulatory Bureau on December 28, 2025 and became effective on the same date. Investors may review the existing and effective Articles of Association on the website of the Bank (www.gsbankchina.com) and the designated website of the Hong Kong Stock Exchange (www.hkexnews.hk).

Risk Management, Internal Control and Internal Audit

1. OVERVIEW

The Bank emphasizes prudent business management and believes that effective risk management and internal control are critical to its sustainable business growth:

- The Bank has established a comprehensive risk management, internal control reporting, announcement and appraisal system. In particular, the Bank has set up a vertical risk management structure by establishing risk management departments and positions at its head office and at each branch and sub-branch.
- The Bank has developed different risk management strategies based on the nature and characteristics of major risk categories. It also provides regular risk management training to its employees by conducting bank-wide on-site training and inviting law firms and professional institutions to provide training.

The risk management and internal control systems are designed to manage rather than eliminate the risk of failure to achieve business objectives, and can only provide reasonable and not absolute assurance against material misstatement or loss.

The Bank has implemented prudent risk management and internal control to ensure good asset quality. As of December 31, 2025, the Bank's non-performing loan ratio was 1.93%; and the Bank's provision coverage ratio was 130.83%.

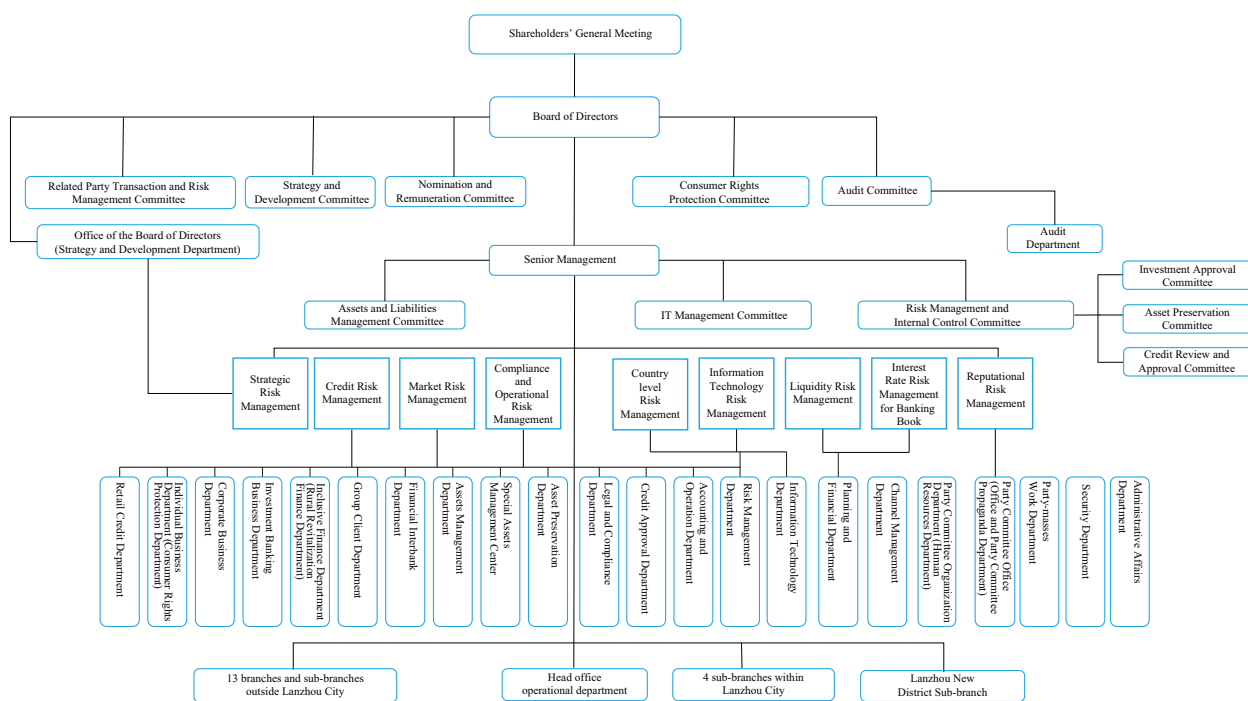
Risk Management, Internal Control and Internal Audit

2. RISK MANAGEMENT AND INTERNAL CONTROL OF THE BANK

(I) Organizational System

As of the date of this annual report, the organizational structure of the Bank's risk management is as follows:

Comprehensive Risk Management Organizational Structure Chart of Bank of Gansu



Risk Management, Internal Control and Internal Audit

(i) Board of Directors and its Special Committees

The Board of Directors is ultimately responsible for the Bank's risk management and internal control. The Board of Directors is primarily responsible for (i) cultivating the Bank's risk management culture, philosophy, values and code of conduct; (ii) formulating risk management strategies; (iii) determining the Bank's overall risk appetite and risk limits; (iv) reviewing and approving risk management policies and procedures; (v) supervising the performance of risk management responsibilities by the Bank's senior management; (vi) reviewing risk management reports; (vii) reviewing and approving disclosures regarding the Bank's exposure to major risks and overall risk exposure; and (viii) appointing the Bank's chief risk officer. The related party transaction and risk management committee, strategy and development committee and audit committee under Board of Directors of the Bank are responsible for risk management, internal control and internal audit related matters.

Related Party Transaction and Risk Management Committee

The Bank's related party transaction and risk management committee is primarily responsible for (i) supervising the control of risks by the Bank's senior management; (ii) evaluating the Bank's risk profile; (iii) making recommendations regarding the Bank's risk management and internal controls, discussing risk management with senior management, and ensuring that management has performed their duties of establishing effective systems; (iv) conducting research on key investigation results relating to risk management matters and management responses to investigation results; (v) reviewing and approving connected transaction filings within the committee's authorized scope as determined by the Board; and (vi) reviewing connected transactions and submitting transactions to the Board for approval.

Strategy and Development Committee

The Bank's strategy and development committee is primarily responsible for: (i) formulating the Bank's operation objectives; (ii) formulating the environmental, social and governance (ESG) related objectives, medium – and long-term development strategy and management approach of the Bank, and supervising the implementation of the relevant objectives; and (iii) supervising and reviewing the implementation of the Bank's annual business plans and investment plans.

Audit Committee

The Bank's audit committee is primarily responsible for: (i) reviewing the Bank's accounting policies, financial position, financial reports and risk and compliance conditions; (ii) proposing the engagement or replacement of external auditing firms; (iii) supervising the Bank's internal audit system and the implementation of this system; (iv) coordinating the communication between internal and external audits; and (v) ensuring the truthfulness, accuracy and completeness of the Bank's audited financial information.

According to the regulatory requirements, the Board of Directors conducts self-evaluation on the effectiveness of risk management and internal control on an annual basis and diligently undertakes the responsibilities of risk management and internal control. During the Reporting Period, the Bank maintained effective risk management and internal control in all material respects, and the Board of Directors was not aware of any significant or material defects in relation to the risk management and internal control. The Board of Directors regularly receives and reviews reports from senior management on the Bank's operations with respect to overall business management, risk management, the internal audit program and internal controls, and is satisfied that the Bank's risk management and internal controls are effective and adequate.

Risk Management, Internal Control and Internal Audit

(ii) Senior Management and its Special Committees

The Bank's senior management implements the risk management policies, strategies and plans set by the Board of Directors. It is primarily responsible for (i) establishing a management structure based on comprehensive risk management strategies, delineating risk management responsibilities among various departments, and developing a coordinated checks-and-balances mechanism among departments; (ii) formulating clear execution and accountability systems for the effective communication and implementation of risk management strategies, preferences and limits; (iii) formulating and implementing overall risk limits based on the Bank's overall risk appetites determined by the Board, based on the relevant industry, region, customer and product; (iv) formulating and adjusting risk management policies and procedures and conducting periodic evaluations; (v) evaluating the Bank's overall risk profile and exposure to specific risks and reporting to the Board; (vi) establishing information management system and data quality control mechanism; and (vii) monitoring breaches of risk appetite, risk limits or violations of risk management policies and procedures, and taking corresponding measures based on the Board's authorization.

The Bank has established three special committees with risk management responsibilities under its senior management: the risk management and internal control committee, IT management committee, and assets and liabilities management committee.

Risk Management and Internal Control Committee

The Bank's risk management and internal control committee is primarily responsible for (i) studying on the risk management and internal control systems plans, and overseeing the establishment and implementation of the internal control management system of the Bank, to ensure its effective operation; (ii) studying on the policies, strategies and procedures of the Bank's risk management and internal control; and being responsible for monitoring the policies and procedures of risk management and internal control; (iii) reviewing plans and proposals regarding the inspection and evaluation of the sufficiency, compliance and effectiveness of risk management and internal control systems and reviewing the related inspection and evaluation reports; (iv) reviewing demonstration of feasibility risks and solutions proposals relating to material risk events; (v) reviewing the classified identification of the risk in the Bank's credit and non-credit assets and the plan and results of the provision for impairment losses; (vi) reviewing matters within the scope of authorization granted by the Board of Directors to the management which exceed the authorization granted to the credit review and approval committee, asset preservation committee and investment business approval committee; (vii) coordinating and implementing the various business continuity management responsibilities; reviewing the major business recovery objectives and strategies in business continuity management, and listening to business continuity management reports; (viii) reviewing the selection, addition and adjustment of the headquarters credit officers, designated credit officers and members of the credit review and approval committee, asset preservation committee and investment business approval committee; (ix) reviewing the work associated with the transfer of risk assets; (x) reviewing other matters as senior management may deem necessary for the Committee's decision.

Risk Management, Internal Control and Internal Audit

IT Management Committee

The Bank's IT Management Committee is mainly responsible for (i) setting the Bank's IT strategic goals based on the Bank's overall strategic plan and organizing the formulation of the IT strategic plan; (ii) supervising the implementation of various IT work responsibilities, regularly reporting to the Board of Directors and senior management on the implementation of the IT strategic plan, IT budget and actual expenditures, the overall IT status, and so on; (iii) reviewing the Bank's IT policies, systems, standards and principles, and supervising the establishment of internal mechanisms for the preparation, approval, amendment and abolition of IT management systems by the relevant departments of IT, IT risk management and IT risk audit in accordance with national laws, regulations and technical standards on IT management and regulatory requirements; (iv) taking charge of the Bank's IT risk management decisions, organizing the emergency treatment of major information security incidents and information system operation events, supervising the IT department in implementing the Bank's IT risk management strategy, and ensuring its performance of IT risk prevention and other duties; identifying major IT risks, determining acceptable risk levels, and ensuring that relevant risks can be identified, measured, monitored, and controlled; cooperating with regulatory authorities to conduct supervision and inspection of IT risks, and rectifying according to regulatory opinions; reviewing and submitting annual reports on IT risk management to the CBIRC each year; (v) reviewing the annual IT budget and new key project budgets, reviewing the project establishment, launch, and post-evaluation of IT projects, and supervising the implementation of IT responsibilities; (vi) regularly listening to reports on important IT project construction, IT risk prevention, information security management, information system operation, and other IT work matters, and supervising and evaluating the overall effect and efficiency of IT work; (vii) carrying out other related tasks of IT governance and IT risk management.

Assets and Liabilities Management Committee

The Bank's assets and liabilities management committee is primarily responsible for: (i) reviewing the relevant systems and measures for assets and liabilities management, capital management, pricing management, liquidity risk management, interest rate risk management for banking book, and determining the Bank's assets and liabilities management policies; (ii) reviewing the overall assets and liabilities structure and structural plan to determine asset and liability development objectives and management strategies; (iii) reviewing the standards used to measure economic capital and issues that would have a significant impact on the Bank's capital adequacy ratios; (iv) reviewing the Bank's internal capital transfer pricing proposals and policy-based adjustment programs; (v) reviewing the exposure to liquidity risk, the level and management of interest rate risk management for banking book, as well as the management of asset-liability maturity mismatches on a regular basis; (vi) reviewing other matters that would have a material impact on managing the Bank's assets and liabilities.

Risk Management, Internal Control and Internal Audit

(iii) Risk Management Department

The Bank has established a centralized and vertical risk management structure. A number of the Bank's business departments at the head office, such as Risk Management Department, Corporate Business Department, Credit Approval Department, Inclusive Finance Department, Asset Preservation Department and Personal Banking Department, are involved in the Bank's daily risk management. These departments are mainly responsible for (i) formulating the Bank's overall risk management policies, covering credit authorizations and policies, credit reviews and approvals, management of non-performing assets and review and approval of loan disbursements; (ii) reviewing and approving the credit business by branches and sub-branches; and (iii) guiding branches and sub-branches in formulating credit policies based on their scale of business, target customers and local economic conditions.

Each of the Bank's branches and sub-branches has established its own risk management department and positions. The risk management departments and positions at the Bank's branches and subbranches are mainly responsible for (i) implementing the risk management policies of the Bank's head office; (ii) monitoring and staying alert of and supervising the risks associated with the Bank's business activities; and (iii) reporting major risk events to the management of the branch or sub-branch and the risk management department of the Bank's head office.

(II) Management of Different Types of Risks

(i) Credit Risk Management

Overview

Credit risk is the risk of loss due to (i) failure by a debtor or counterparty to meet its contractual obligations; or (ii) a decrease in credit ratings or repayment ability. The Bank's credit risks arise mainly from loans, investments, guarantees, commitments and other on-or off-balance-sheet credit risks exposures.

The Bank determines the direction and amount of credit extended each year based on national and regional economic development plans, market conditions and macroeconomic control measures. The Bank also considers its asset and liability structure and trends in deposit and loan growth. The Bank formulates annual credit policy guidelines to provide detailed guidance for extending credit to different industries, customer types and geographic regions.

In accordance with relevant guidelines, extension of credit in areas more susceptible to changes in macroeconomic conditions and regulatory policies must comply with all regulatory requirements. The Bank also encourages the extension of credit to emerging technology sectors, such as internet, big data and artificial intelligence in accordance with national policy directives. In addition, the Bank also issue notices of adjustments to credit policy guidelines in a timely manner in response to changes in government policies, the economic environment and its risk preferences.

The Bank categorizes the industries in which a loan applicant operates into different categories and adopts a different credit policy for each industry category. The Bank has also adopted detailed credit policies for small and micro enterprise loans and retail loans based on the type of product, customer group and investment field. The Bank generally updates these policies on an annual basis.

Risk Management, Internal Control and Internal Audit

Credit Risk Management of Corporate Loans

The Bank manages credit risks related to its corporate loans through five procedures, including pre-loan investigation, credit review and approval, loan disbursement management, post-disbursement management, and non-performing loan management.

Credit Risk Management for Retail Loans

The Bank's credit risk management procedures for retail loans include pre-loan investigation, credit review and approval, loan disbursement management, post-disbursement management and non-performing loan management.

Credit Risk Management for Financial Market Operations

The Bank's financial market operations include money market transactions, investment business and wealth management business. The Bank has established various mechanisms to manage credit risks arising from its financial market operations.

Credit Risk Management for Money Market Transactions

The credit management department at the Bank's head office leads the review and approval of credit limits granted to inter-bank customers and adjusts credit limits based on a customer's operating conditions. To timely respond to risk event alerts, the Bank closely monitors changes in the operations of the actual bearers of credit risks and any external factors that could affect their ability to honor contractual obligations.

Credit Risk Management for Standard Investments and Non-Standard Credit Assets Investments

The Bank primarily invests in (i) standard investments such as debt securities issued by the PRC government, PRC policy banks, PRC commercial banks and other financial institutions and corporate issuers, and public funds managed by fund companies, and (ii) non-standard credit assets, such as trust plans, asset management plans.

In terms of debt securities investments, (i) the Bank has formulated strict counterparty selection criteria for its bond investments; and (ii) it only invests in standard debt financing instruments with corporate or facility credit ratings of AA or above, with a focus on bonds issued by state-owned or state-controlled enterprises.

The Bank manages credit risks related to its non-standard credit assets investments primarily through procedures including counterparty screening, due diligence, review and approval, classifications and record keeping. In particular, the Bank has established similar risk management procedures for asset management plans and trust plans as those for loans. The Bank also implements strict standards for investment in non-principal-protected wealth management products.

Risk Management, Internal Control and Internal Audit

Credit Risk Management for the Wealth Management Business

The Bank manages risks associated with the issuance of wealth management products primarily through measures such as setting up an asset management department at the Bank's head office to be responsible for the issuance and management of the wealth management business, conducting evaluations of counterparty's eligibility, pre-investment due diligence investigations, risk assessments and post-investment risk management for wealth management products, performing market forecasts and analyses to select appropriate investment targets for wealth management products, and timely disclosing the relevant information to investors, etc.

Credit Risk Management for the Bank's Bill Discounting Business

The Bank has published management measures and procedures for its bill discounting business. The Bank provides discounting of bank acceptance bills and commercial acceptance bills. It manages risks arising from the discounting of bank acceptance bills primarily by verifying the authenticity of the bills and the items recorded on the bills. The measures and procedures adopted by the Bank for commercial bill discounting mainly include approval by corporate credit approval authorizations, verification of the accuracy of the underlying transactions and risk classification by the risk management department based on repayment status.

Credit Risk Management for the Bank's Off-Balance-Sheet Business

The Bank strictly reviews the business backgrounds of off-balance-sheet transactions and verifies the authenticity of the related documentation. The Bank also requires strict compliance with its internal procedures to ensure that the deposit amounts, margin ratios and guarantee measures meet its requirements.

Credit Risk Management for Related Party Transactions

In order to control risks arising from related party transactions and ensure compliance with relevant laws and regulations, the Bank has specified in its Articles and internal policies the standards for identifying related parties, the review and approval procedures for related party transactions and the reporting and registration requirements for such transactions.

The Bank rigorously enforces these internal procedures throughout the Bank to identify business relationships between related parties and the Bank and maintain centralized monitoring and management of related party transactions.

Credit Risk Management for IT System

The Bank seeks to improve its credit risk management with advanced IT systems. It has improved and upgraded the credit management system to analyze customer data. The system consists of a credit evaluation module, a risk management module, a post-disbursement management module, a credit reporting module and an asset preservation module in accordance with the Bank's internal policies related to the extension of credit and provision of loans.

The Bank has also developed a credit risk big data alert system that measures credit risk by analyzing data of its credit businesses, data of credit system and data from third party sources, such as the Internet and media.

Risk Management, Internal Control and Internal Audit

(ii) Liquidity risk management

Liquidity risk refers to the risk of failing to liquidate a position in a timely manner or failing to acquire sufficient funds at a reasonable cost to fulfill payment obligations. Factors affecting the Bank's liquidity include the term structure of its assets and liabilities and changes to financial industry policies, such as changes in the requirements relating to the Bank's statutory deposit reserve ratio. The Bank is exposed to liquidity risk primarily in its lending, trading and investment activities, as well as in the management of its cash flow positions.

The objective of the Bank's liquidity risk management is, by establishing timely, reasonable and effective liquidity risk management mechanisms, to identify, measure, monitor and control liquidity risks, meet the liquidity needs of the Bank's assets, liabilities and off-balance businesses on a timely basis, and control liquidity risks at an acceptable level to maintain sustained and healthy operations.

The organizational framework of the Bank's liquidity risk management focuses on formulating, implementing and supervising the separation of duties in relation to liquidity risk management policies and procedures. The Board of Directors is the ultimate decision-making institution for liquidity risk management and assumes ultimate responsibility for the Bank's liquidity risk management. Senior management is responsible for liquidity risk management, and the Bank's assets and liabilities management committee is responsible for implementing liquidity risk management policies and procedures. The Bank's audit committee of the Board of Directors is responsible for supervising and evaluating the implementation of liquidity risk management by senior management. The financial planning department is responsible for the Bank's daily liquidity risk management.

The Bank continually improves liquidity risk management, strictly implements regulatory rules, closely monitors liquidity indicators, enhances maturity management of its cash flows, formulates emergency plans and enhances liquidity risk management and stress tests. The Bank manages liquidity risks with instruments such as position provisioning and monitoring, cash flow analyses, liquidity stress tests, liquidity risk limits and liquidity risk indicators.

(iii) Market Risk Management

Market risk is the risk of loss in on-balance sheet and off-balance sheet arising from fluctuations in market prices. The Bank is exposed to market risks primarily through its banking book and trading book. The market risks associated with the banking book include interest rate risk and exchange rate risk. The primary market risks in the Bank's trading book arise from fluctuations in the value of financial instruments due to changes in interest and exchange rates.

The Bank conducts analysis and studies on interest rate trends in financial markets, based on the results and forecast of which it formats and adjusts interest rates. It manages the interest rate risk exposure of its RMB-denominated assets and liabilities on its balance sheet primarily by adjusting interest rates and optimizing the maturity profile of its assets and liabilities. The Bank seeks to reduce maturity mismatches by adjusting repricing frequency and establishing a pricing structure for corporate deposits. The Bank uses various measures to evaluate interest rate risks arising from its banking book, including but not limited to techniques and measures such as duration analysis, sensitivity analysis, scenario analysis and stress tests.

The Bank also seeks to keep the adverse impact of exchange rate fluctuations within an acceptable range by managing risk exposure limits and the currency structure of its assets and liabilities. In addition, the Bank endeavors to reduce the number of transactions involving high exchange rate risks, monitor major indicators, and inspect the positions of major foreign currencies on a daily basis.

The Bank employs a number of risk management techniques to monitor and control market risks in its financial market operations, including monitoring open positions, stop-loss limits and value-at-risk of the Bank's trading book on a daily basis. The Bank analyzes its potential market risks through various methods, including duration analysis, sensibility analysis, scenario analysis and value-at-risk analysis.

Risk Management, Internal Control and Internal Audit

(iv) Operational Risk Management

Operational risk refers to the risk of loss caused by incomplete internal control procedures, failures of employees and IT systems or external events. Operational risk events include internal and external fraud, safety accidents in the workplace, damage to tangible assets, failures of risk, implementation, settlement and procedure management systems relating to customers, products and operations, as well as errors or malfunctions in IT systems.

The Bank's Board of Directors is ultimately responsible for ensuring the effectiveness of the Bank's operational risk management. The Bank's senior management is responsible for coordinating operational risk management through its risk management and internal control committee. The Bank's legal compliance department formulates operational risk management procedures for identifying, evaluating, monitoring and controlling operational risks under the supervision of the Board and senior management. The Bank's audit department supervises and evaluates the management of operational risks and is responsible for independently examining and evaluating the appropriateness, effectiveness and efficiency of operational risk management policies, systems and procedures. The Bank has also established a GRC system for managing internal control and operational risks.

The Bank manages operational risk primarily through measures including: (i) collecting and analyzing data on operational risk related loss to identify operational risks; (ii) re-assessing risk points for products and businesses which involve frequent occurrences of operational risk events or may incur significant losses from potential operational risk events; (iii) monitoring operational risks, and establishing an alert system to control the frequency of risk events that are likely to result in uncontrollable losses as well as reduce the potential losses from these events; (iv) establishing a comprehensive operational risk reporting system to analyze and report operational risks in a timely manner; and (v) enhancing internal training on operational risk management.

(v) Reputation Risk Management

Reputation risk represents the risk of negative evaluation of the Bank by stakeholders, the public and the media due to the Bank's operation and management, the behavior of its employees or external events such as complaints, penalties and cases, which hurts the brand value and affects the normal operations or even the market stability. The general office of the Bank's head office is primarily responsible for the management of reputation risk, and the Board and senior management assume the ultimate responsibility, supervisory responsibility and management responsibility for reputation risk management, respectively. The Bank's reputation risk management measures primarily include (i) formulating detailed reputation risk management policies and guidelines for identifying, reporting and managing significant reputational incidents; (ii) supervising employees' performance of duties in minimizing negative risk events; (iii) analyzing public opinion, investigating reputation risks and analyzing the dissemination channels of reputation risks and related incidents; and (iv) enhancing internal training on reputation risk management.

(vi) IT Risk Management

IT risk refers to operational, reputational, legal and other risks arising from information technology due to natural factors, human factors, technical constraints, management defects and other factors. The Bank's IT risk management aims to identify, measure, monitor and control IT risks through the development of effective systems.

The Bank's IT management committee supervises and guides the Bank's IT activities. The risk management department formulates IT risk management procedures under the supervision of the Board and senior management. Its audit department audits IT risks. Its IT department and relevant business departments are responsible for the implementation of specific risk management measures, plans and proposals.

The Bank has adopted a variety of measures to manage IT risk, including (i) establishing systems, procedures and implementation rules for managing IT risks in accordance with relevant regulatory requirements; (ii) setting up an IT outsourcing risk management system with defined outsourcing management principles and strategies to eliminate outsourcing risks; and (iii) enhancing internal training on IT risks.

Risk Management, Internal Control and Internal Audit

(vii) Legal and Compliance Risk Management

Legal and compliance risk refers to the risk of legal sanctions, regulatory penalties, financial losses and reputational harm resulting from the failure to comply with laws and regulations. The Bank has a three-tier legal and compliance risk management structure at its head office, branches and sub-branches.

The legal and compliance department at the Bank's head office is in charge of managing the Bank's overall legal and compliance risks. In addition, the Bank has established legal and compliance departments at the tier-one branches and sub-branches in charge of the matters in respect of legal compliance and risk management.

The Bank's risk management and internal control committee supervises and leads its legal and compliance work. The Bank systematically manages our internal control compliance and legal affairs by building a GRC system. The Bank manages legal and compliance risks primarily through the following measures:

- organising the formulation of our rules, systems and annual plans, and leading and urging the formulation and amendment thereof;
- enhancing the compliance review mechanism to identify and evaluate compliance risks associated with our business activities;
- developing, coordinating, reviewing and incorporating the Bank's operation authorization plans and revised plans and putting them into implementation;
- uniformly managing standard contracts and other legal documents;
- managing and tracking our legal proceedings;
- formulating an annual compliance management plan, stipulating the focus for annual compliance work;
- managing related parties and connected transactions to control connected transactions in advance;
- optimizing the management mechanism for rectifications upon inspection, and enhancing the supervision and management of our rectifications upon inspection;
- closely monitoring regulatory changes and reporting compliance information and risks to our senior management and the relevant business lines; and
- enhancing internal training on legal and compliance, and issuing compliance alerts and reminders to employees through compliance proposals and internal publications.

Risk Management, Internal Control and Internal Audit

(viii) Anti-money Laundering Management

The Bank has formulated comprehensive anti-money laundering rules and procedures in accordance with the Anti-Money Laundering Law of the PRC and other applicable regulations of the People's Bank.

The Board of Directors oversees the Bank's bank-wide implementation of anti-money laundering policies, supervises senior management with respect to the formulation and implementation of anti-money laundering rules and procedures, reviews reports from senior management on any major anti-money laundering matters and the Bank's overall money-laundering risk profile, and adjusts the Bank's anti-money laundering policies on a timely basis.

The Bank has established anti-money laundering leadership groups at its head office, branches and sub-branches.

The anti-money laundering leadership group at its head office leads and coordinates the bank-wide anti-money laundering efforts. It is primarily responsible for:

- formulating anti-money laundering plans;
- reviewing rules and internal controls regarding anti-money laundering;
- ensuring the effective implementation of internal controls for anti-money laundering;
- analyzing significant issues relating to anti-money laundering;
- formulating solutions and responsive measures; and
- reporting to our Board of Directors.

This leadership group is led by the president of the Bank and the office is set up at the legal and compliance department. The members of the leadership group consist of the anti-money laundering leadership management department, the business management department, the responsible persons from the middle and back cooperation departments and other parties.

The Bank conducts due diligence on the customers in accordance with anti-money laundering laws and regulations. The Bank reports large-scale and suspicious transactions to the China Anti-Money Laundering Monitoring and Analyzing Center on a daily basis through its anti-money laundering management system. The Bank also reports major reasonably suspected money laundering activities to the local branch of the People's Bank and cooperates with their investigations, and reports to local public security units when necessary.

The Bank provides bank-wide anti-money laundering training on a regular basis based on employees' position and seniority. The Bank also requires all new employees to participate in mandatory antimoney laundering training before commencing employment.

Risk Management, Internal Control and Internal Audit

(ix) Anti-corruption System

The Bank strictly abides by laws and regulations such as the Regulation of the Communist Party of China on Disciplinary Actions, the Law of the People's Republic of China on Administrative Discipline for Public Officials, the Criminal Law of the People's Republic of China and the Supervision Law of the People's Republic of China in its stringent control of corporate prevention of possible irregularities, violations of discipline and law by the Bank's employees. Accordingly, the Bank has formulated the Trial Implementation Measures for Complaint Management and Investigation of Bank of Gansu 《甘肅銀行信訪管理及查處工作實施辦法(試行)》, the Trial Administrative Measures for Report on Marriage and Compassionate Leave of Party Members and Leading Cadres of Bank of Gansu 《甘肅銀行黨員幹部操辦婚喪喜慶事宜報備暫行辦法》, the Operating Procedures for Reminders, Letters and Discretions for Management Staff of Bank of Gansu's Head Office 《甘肅銀行總行管理幹部提醒、函詢和誡勉工作操作規程》, the Trial Administrative Measures for Accountability of Violation and Dereliction of Duty of Bank of Gansu 《甘肅銀行違規失職行為問責管理辦法(試行)》, the Measures for the Assessment of the Party Construction of Bank of Gansu 《甘肅銀行黨風廉政建設工作考核辦法》, the Administrative Measures for the Prevention and Control of Cases of Bank of Gansu 《甘肅銀行案件防控管理辦法》 and other internal systems, gradually improving its construction of system.

In addition to the internal system, the Bank has established a four-in-one complaint mechanism of "letters, visits, call, internet", which accepts and handles issues and traces in accordance with relevant requirements, so as to effectively curb the occurrence of corruption and other illegal acts. In terms of complaint management, the assigned discipline inspection and supervision team has formulated a corresponding working system. In accordance with the principles of unified management, classification and treatment, and handling within a time limit, the approval process is strictly implemented. Based on the requirements of registration acceptance, analysis and judgment, investigation and verification, and handling of issues, the Bank will investigate and deal with issues and traces on complaint letters in accordance with the law.

(III) Internal Audits


The Bank believes internal audits are essential to its stable operations and achievement of business objectives. The Bank conducts internal audits to monitor the compliance with laws and regulations and the implementation of its internal policies and procedures, with the objective of controlling risks at an acceptable level.

The Bank also aims to conduct effective risk management as well as optimize internal control compliance and its corporate governance structure, in an effort to improve its operations. The Bank adheres to the principles of independence, importance, prudence, objectiveness and relevance for internal audits.

The Bank has adopted an independent and vertical internal audit management system, consisting of the audit committee of the Board of Directors and the audit department.

The Bank has formulated internal audit rules and systems that contain charter and criteria for internal audit. The audit department of its head office formulates annual internal audit plans based on regulatory requirements as well as its operation, management and business profile. The plans may be implemented after being approved by the Board of Directors.

The Bank has also established an audit management system, which may, through standard internal audit methods and procedures, audit its operation and management, information systems, risk profile and performance of employees of key positions, evaluate the effectiveness of its internal controls and corporate governance, and conduct subsequent rectification and follow-up actions on a timely basis.



Risk Management, Internal Control and Internal Audit

3. REGULATION OF THE BANK'S INSIDE INFORMATION

The Bank attaches great importance to information disclosure and inside information management. In order to strengthen the inside information and confidentiality work, safeguard the fairness of information disclosure and protect the legitimate rights and interests of investors, the Bank has formulated Measures for Information Disclosure of Bank of Gansu Co., Ltd. (《甘肅銀行股份有限公司信息披露辦法》) in accordance with Company Law, Securities Law, the Hong Kong Listing Rules, and other applicable laws, regulations and normative documents.

The Bank has also formulated the Rules of Registration of Insiders and Confidentiality (《內幕信息知情人登記管理及保密制度》) which provide clear regulations for various aspects, including the coverage of the information that involves the Bank's operation and finance, or that may have significant impact on the market prices of the Bank's Shares and that has not been publicly disclosed on the information disclosure media designated by securities regulatory authorities, and the scope of insiders. In addition, the Bank has specified in detail management of insiders and confidentiality and the penalties for violating the internal measures governing insiders and inside information.

Independent Auditor's Report

TO THE SHAREHOLDERS OF BANK OF GANSU CO., LTD.

甘肅銀行股份有限公司

(A joint stock company incorporated in the People's Republic of China with limited liability)

OPINION

We have audited the consolidated financial statements of Bank of Gansu Co., Ltd (the "Bank") and its subsidiaries (hereinafter collectively referred to as the "Group") set out on pages 163 to 297, which comprise the consolidated statement of financial position as at December 31, 2025, and the consolidated statement of profit or loss and other comprehensive income, consolidated statement of changes in equity and consolidated statement of cash flows for the year then ended, and notes to the consolidated financial statements, including material accounting policy information and other explanatory information.

In our opinion, the consolidated financial statements give a true and fair view of the consolidated financial position of the Group as at December 31, 2025, and of its consolidated financial performance and its consolidated cash flows for the year then ended in accordance with IFRS Accounting Standards issued by the International Accounting Standards Board (the "IASB") and have been properly prepared in compliance with the disclosure requirements of the Hong Kong Companies Ordinance.

BASIS FOR OPINION

We conducted our audit in accordance with International Standards on Auditing ("ISAs") issued by the International Auditing and Assurance Standards Board. Our responsibilities under those standards are further described in the Auditor's Responsibilities for the Audit of the Consolidated Financial Statements section of our report. We are independent of the Group in accordance with the International Ethics Standards Board for Accountants' International Code of Ethics for Professional Accountants (including International Independence Standards) (the "IESBA Code"), as applicable to audits of consolidated financial statements of public interest entities, together with the ethical requirements that are relevant to our audit of the consolidated financial statements of public interest entities in Hong Kong. We have also fulfilled our other ethical responsibilities in accordance with the IESBA Code. We believe that the audit evidence we have obtained is sufficient and appropriate to provide a basis for our opinion.

KEY AUDIT MATTERS

Key audit matters are those matters that, in our professional judgment, were of most significance in our audit of the consolidated financial statements of the current period. These matters were addressed in the context of our audit of the consolidated financial statements as a whole, and in forming our opinion thereon, and we do not provide a separate opinion on these matters.

Key audit matters identified during our audit are summarised as follows:

- Expected credit losses of loans and advances to customers
- Consolidation of structured entities
- Valuation of financial instruments

Independent Auditor's Report

Expected credit losses of loans and advances to customers

Refer to note 22 to the consolidated financial statements and the accounting policies on pages 182 to 186.

The key audit matter	How the matter was addressed in our audit
<p>Impairment allowances represent management's best estimate of the expected credit losses ("ECL") for the loan portfolios at the balance sheet date.</p> <p>They are assessed based on whether the credit risk has increased significantly since initial recognition and the Group's historical credit loss experience adjusted for factors that are specific to the debtors, general economic conditions and an assessment of both the current conditions at the reporting date as well as the forecast of future conditions.</p> <p>The measurement of ECL is a function of the probability of default, loss given default (i.e. the magnitude of the loss if there is a default) and the exposure at default. The assessment of the probability of default and loss given default is based on historical data adjusted by forward-looking information.</p>	<p>Our procedures were designed to evaluate the management's internal controls and assessment process for the measurement on the ECL model and to challenge the reasonableness of the models and assumptions used to estimate the ECL of loans and advances to customers. We have assessed the inherent risk of material misstatements by considering the degree of estimation uncertainty and level of other inherent risk factors.</p> <p>We have discussed the judgement in relation to the recognition of 12 months ECL and lifetime ECL of loans and advances under the 3-stage impairment model approach and assessed the appropriateness of the modelling policy, assumptions and methodology used for material portfolios independently by reference to the Group's accounting policies, the market practices and model calculations were tested through re-performance.</p> <p>We have challenged the assumptions, critical judgement, management bias and the ECL models used by the management by assessing the reliability of the management's past estimates and future forecast.</p>

Independent Auditor's Report

The key audit matter	How the matter was addressed in our audit
<p>Management estimations and judgements are required to determine whether there are significant increase in credit risk, the probability of default, loss given default, forward-looking information and the expected future cash flows related to each loan within the loan portfolios.</p> <p>We identified the ECL on loans and advances to customers as a key audit matter due to the significant balances amounted to approximately RMB223,962,628,000 (net of accumulated impairment losses of approximately RMB5,656,027,000) as at the end of the reporting period and the subjective nature of the judgement, estimation and calculation.</p>	<p>For the collectively assessed ECL, we assessed the reasonableness of the Group's ECL models, including the model input, model design, model performance for significant portfolios. We assessed the reasonableness of the Group's criteria for assessing if there has been a significant increase in credit risk and thus the allowances for financial assets should be measured on a lifetime ECL basis and the qualitative assessment. We challenged whether historical experience is representative of current economic scenarios and of the recent losses incurred in the portfolios and assessed the reasonableness of forward-looking adjustments, including the economic variables and assumptions used in each of the economic scenarios and their probability weightings. Where changes had been made in model parameters and assumptions, we evaluated the appropriateness of such changes. We also assessed and tested the sensitivity of the credit loss provisions to changes in modelling assumptions.</p> <p>For a sample of exposures that was subject to an individual impairment assessment, we specifically reviewed the Group's assumptions on the expected future cash flows, including forward-looking information and the value of realisable collateral based on available market information.</p> <p>For both collectively and individually assessed ECL, we have also assessed the consolidated financial statement disclosures relating to the Group's exposure to credit risk.</p>

Independent Auditor's Report

Consolidation of structured entities

Refer to note 43 to the consolidated financial statements and the accounting policies on pages 175 to 176.

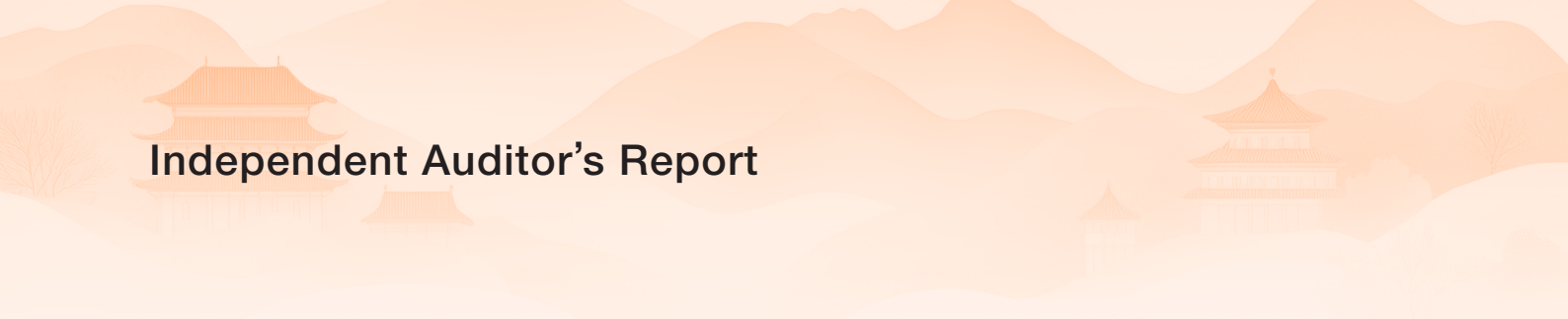
The key audit matter	How the matter was addressed in our audit
<p>Structured entities are generally created to achieve a narrow and well defined objective with restrictions around their ongoing activities. The Group may acquire or retain an ownership interest in, or act as a sponsor to, a structured entity through issuing trust plans, asset management plans, wealth management products and investment funds.</p> <p>The Group determines whether or not to consolidate these structured entities based on the assessment of whether the Group has control over them through taking consideration of power arising from rights, variable returns, and link between power and returns.</p> <p>The assessment of the Group's control over structured entities involves significant judgment and estimation such as the purpose and design of structured entities, its practical ability to direct the relevant activities, interests it holds directly or indirectly, performance fee obtained, profit and the exposure to loss from providing credit enhancement or liquidity support, etc unilaterally. We identified consolidation of structured entities as a key audit matter due to the key judgement exercised by the management of the Group in assessing and concluding whether the Group, as an investor, controlled over the structured entities.</p>	<p>We assessed the Group's analysis and conclusions on whether or not the Group has the practical ability to direct the relevant activities of the structured entities unilaterally and the Group has control over the structured entities by reviewing relevant agreements and documents to analyse whether the Group has obligation to absorb any loss of structured entities, as well as the Group's analysis on its power over structured entities, and whether the Group is exposed, or has rights, to the magnitude and variability of variable returns from its involvement with structured entities.</p> <p>Furthermore, we assessed the design and tested the operating effectiveness of the Group's key internal controls over its structured entities, and assessed the adequacy of disclosures being made in the consolidated financial statements required under the accounting policies of the Group for these consolidated or unconsolidated structured entities.</p>

Independent Auditor's Report

Valuation of financial instruments

Refer to note 49 to the consolidated financial statements and the accounting policies on page 201.

The key audit matter	How the matter was addressed in our audit
<p>The Group has applied valuation techniques to determine the fair value of financial instruments that are not quoted in active markets. These valuation techniques, in particularly those required significant unobservable inputs, usually involve subjective judgment and assumptions. With different valuation techniques and assumptions applied, the valuation results might vary significantly.</p> <p>As at December 31, 2025, financial assets measured at fair value amounted to approximately RMB63,408,503,000, representing 15% of total assets. Financial instruments which required either directly (i.e. as prices) or indirectly (i.e. derived from prices) inputs were categorised within level 2 of the fair value hierarchy while financial instruments which are not based on observable market inputs were categorised within level 3 of the fair value hierarchy. We identified valuation of financial instruments as a key audit matter due to the significance of financial instruments measured at fair value, and judgements and estimations involved in valuation.</p>	<p>Our procedures were designed to assess and evaluate the design and operating effectiveness of the Group's key controls over valuation of financial instruments, including to evaluate the effectiveness of the relevant data quality and the IT system involved.</p> <p>We assessed the valuation techniques, inputs and assumptions used by the Group and observed the management's analysis and comparison of the Group's valuation techniques with those commonly used in the markets, validation of observable inputs using external market data, and comparison with valuation outcomes obtained from various pricing sources.</p> <p>We also assessed the adequacy of the disclosure being made in the consolidated financial statements required under the Group's accounting policies for valuation of financial instruments.</p>



Independent Auditor's Report

INFORMATION OTHER THAN THE CONSOLIDATED FINANCIAL STATEMENTS AND AUDITOR'S REPORT THEREON

The directors of the Bank are responsible for the other information. The other information comprises all of the information included in the annual report, but does not include the consolidated financial statements and our auditor's report thereon.

Our opinion on the consolidated financial statements does not cover the other information and we do not express any form of assurance conclusion thereon.

In connection with our audit of the consolidated financial statements, our responsibility is to read the other information and, in doing so, consider whether the other information is materially inconsistent with the consolidated financial statements or our knowledge obtained in the audit or otherwise appears to be materially misstated. If, based on the work we have performed, we conclude that there is a material misstatement of this other information, we are required to report that fact. We have nothing to report in this regard.

RESPONSIBILITIES OF DIRECTORS OF THE BANK AND THOSE CHARGED WITH GOVERNANCE FOR THE CONSOLIDATED FINANCIAL STATEMENTS

The directors of the Bank are responsible for the preparation of the consolidated financial statements that give a true and fair view in accordance with IFRS Accounting Standards issued by the IASB and the disclosure requirements of the Hong Kong Companies Ordinance, and for such internal control as the directors of the Bank determine is necessary to enable the preparation of consolidated financial statements that are free from material misstatement, whether due to fraud or error.

In preparing the consolidated financial statements, the directors of the Bank are responsible for assessing the Group's ability to continue as a going concern, disclosing, as applicable, matters related to going concern and using the going concern basis of accounting unless the directors of the Bank either intend to liquidate the Group or to cease operations, or have no realistic alternative but to do so.

Those charged with governance are responsible for overseeing the Group's financial reporting process.

Independent Auditor's Report

AUDITOR'S RESPONSIBILITIES FOR THE AUDIT OF THE CONSOLIDATED FINANCIAL STATEMENTS

Our objectives are to obtain reasonable assurance about whether the consolidated financial statements as a whole are free from material misstatement, whether due to fraud or error, and to issue an auditor's report that includes our opinion, solely to you, as a body, in accordance with our agreed terms of engagement, and for no other purpose. We do not assume responsibilities towards or accept liability to any other person for the contents of this report. Reasonable assurance is a high level of assurance, but is not a guarantee that an audit conducted in accordance with ISAs will always detect a material misstatement when it exists. Misstatements can arise from fraud or error and are considered material if, individually or in the aggregate, they could reasonably be expected to influence the economic decisions of users taken on the basis of these consolidated financial statements.

As part of an audit in accordance with ISAs, we exercise professional judgment and maintain professional skepticism throughout the audit. We also:

- Identify and assess the risks of material misstatement of the consolidated financial statements, whether due to fraud or error; design and perform audit procedures responsive to those risks, and obtain audit evidence that is sufficient and appropriate to provide a basis for our opinion. The risk of not detecting a material misstatement resulting from fraud is higher than for one resulting from error, as fraud may involve collusion, forgery, intentional omissions, misrepresentations, or the override of internal control.
- Obtain an understanding of internal control relevant to the audit in order to design audit procedures that are appropriate in the circumstances, but not for the purpose of expressing an opinion on the effectiveness of the Group's internal control.
- Evaluate the appropriateness of accounting policies used and the reasonableness of accounting estimates and related disclosures made by the directors of the Bank.
- Conclude on the appropriateness of the Bank's directors' use of the going concern basis of accounting and, based on the audit evidence obtained, whether a material uncertainty exists related to events or conditions that may cast significant doubt on the Group's ability to continue as a going concern. If we conclude that a material uncertainty exists, we are required to draw attention in our auditor's report to the related disclosures in the consolidated financial statements or, if such disclosures are inadequate, to modify our opinion. Our conclusions are based on the audit evidence obtained up to the date of our auditor's report. However, future events or conditions may cause the Group to cease to continue as a going concern.
- Evaluate the overall presentation, structure and content of the consolidated financial statements, including the disclosures, and whether the consolidated financial statements represent the underlying transactions and events in a manner that achieves fair presentation.
- Plan and perform the group audit to obtain sufficient appropriate audit evidence regarding the financial information of the entities or business units within the Group as a basis for forming an opinion on the Group financial statements. We are responsible for the direction, supervision and review of the audit work performed for purpose of the group audit. We remain solely responsible for our audit opinion.

Independent Auditor's Report

AUDITOR'S RESPONSIBILITIES FOR THE AUDIT OF THE CONSOLIDATED FINANCIAL STATEMENTS (Continued)

We communicate with those charged with governance regarding, among other matters, the planned scope and timing of the audit and significant audit findings, including any significant deficiencies in internal control that we identify during our audit.

We also provide those charged with governance with a statement that we have complied with relevant ethical requirements regarding independence, and to communicate with them all relationships and other matters that may reasonably be thought to bear on our independence, and where applicable, actions taken to eliminate threats or safeguards applied.

From the matters communicated with those charged with governance, we determine those matters that were of most significance in the audit of the consolidated financial statements of the current period and are therefore the key audit matters. We describe these matters in our auditor's report unless law or regulation precludes public disclosure about the matter or when, in extremely rare circumstances, we determine that a matter should not be communicated in our report because the adverse consequences of doing so would reasonably be expected to outweigh the public interest benefits of such communication.

The engagement partner on the audit resulting in this independent auditor's report is Lee Shun Ming.

SHINEWING (HK) CPA Limited

Certified Public Accountants

Lee Shun Ming

Practising Certificate Number: P07068

Hong Kong

March 27, 2026

Consolidated Statement of Profit or Loss and Other Comprehensive Income

For the year ended December 31, 2025

	Notes	2025 RMB'000	2024 RMB'000
Interest income		11,835,966	12,978,106
Interest expenses		(7,422,843)	(8,341,807)
Net interest income	6	4,413,123	4,636,299
Fee and commission income		490,258	434,409
Fee and commission expenses		(42,414)	(34,294)
Net fee and commission income	7	447,844	400,115
Net trading gains	8	344,358	828,869
Net gains arising from investment securities	9	189,560	41,218
Net exchange (losses) gains		(18,898)	38,421
Other operating income, net	10	44,678	9,036
		559,698	917,544
Operating income		5,420,665	5,953,958
Operating expenses	11	(2,355,632)	(2,376,576)
Impairment losses on assets, net of reversals	14	(2,630,693)	(3,101,569)
Operating profit		434,340	475,813
Share of result of an associate		(402)	(12)
Profit before tax		433,938	475,801
Income tax credit	15	156,928	108,965
Profit for the year		590,866	584,766

Consolidated Statement of Profit or Loss and Other Comprehensive Income

For the year ended December 31, 2025

	Notes	2025 RMB'000	2024 RMB'000
Profit for the year		590,866	584,766
Other comprehensive income (expense) for the year:			
Items that will not be reclassified subsequently to profit or loss:			
– Remeasurement of defined benefit obligations		1,320	(2,470)
– Fair value gain (loss) on investments in equity investments at fair value through other comprehensive income		9,634	(24,349)
– Income tax relating to items that will not be reclassified subsequently to profit or loss		(2,738)	6,705
		8,216	(20,114)
Items that may be reclassified subsequently to profit or loss:			
Debt instruments at fair value through other comprehensive income			
– Movement of provision for impairment losses	24	2,280	(989)
– Change in fair value recognised in investment revaluation reserve		(84,876)	122,636
– Income tax relating to item that may be reclassified subsequently to profit or loss		20,649	(30,412)
		(61,947)	91,235
Other comprehensive (expense) income for the year, net of income tax		(53,731)	71,121
Total comprehensive income for the year		537,135	655,887
Profit for the year attributable to:			
– Owners of the Bank		588,097	582,348
– Non-controlling interests		2,769	2,418
		590,866	584,766
Total comprehensive income for the year attributable to:			
– Owners of the Bank		534,366	653,469
– Non-controlling interests		2,769	2,418
		537,135	655,887
Earnings per share			
Basic and diluted (RMB cents)	16	3.90	3.86

Consolidated Statement of Financial Position

At December 31, 2025

	Notes	2025 RMB'000	2024 RMB'000
Assets			
Cash and deposits with the central bank	17	26,296,855	23,171,617
Deposits with banks	18	2,910,262	1,028,720
Placements with banks and other financial institutions	19	12,183,758	5,001,750
Financial assets held under resale agreements	20	2,604,371	8,989,174
Financial assets at amortised cost	21	82,365,023	101,407,980
Loans and advances to customers	22	223,962,628	225,595,610
Financial assets at fair value through profit or loss	23	33,907,996	28,534,813
Financial assets at fair value through other comprehensive income	24	29,500,507	7,508,524
Interest in an associate	25	9,939	10,341
Property and equipment	27	2,658,707	2,816,724
Right-of-use assets	28	303,667	330,874
Deferred tax assets	29	2,490,725	2,320,313
Other assets	30	16,701,501	7,991,130
Total assets		435,895,939	414,707,570
Liabilities and equity			
Liabilities			
Borrowings from the central bank	32	8,726,555	8,404,837
Deposits from banks and other financial institutions	33	10,282,191	15,708,625
Placements from banks	34	2,012,835	975,230
Financial assets sold under repurchase agreements	35	7,800,620	4,946,773
Deposits from customers	36	337,473,703	321,379,277
Accrued staff costs	37	286,288	272,389
Taxes payable		375	105,028
Debts securities issued	38	33,692,858	27,392,627
Deferred tax liabilities	29	20,467	38,783
Lease liabilities	28	257,290	285,341
Other liabilities	39	967,418	1,360,744
Total liabilities		401,520,600	380,869,654

Consolidated Statement of Financial Position

At December 31, 2025

	Notes	2025 RMB'000	2024 RMB'000
Equity			
Share capital	40	15,069,791	15,069,791
Capital reserve	41	5,958,947	5,958,659
Defined benefit plan reserve		(4,300)	(5,290)
Investment revaluation reserve		53,859	108,580
Surplus reserve	41	2,082,449	1,966,278
General reserve	41	5,945,904	5,784,233
Retained earnings		5,221,067	4,910,812
Total equity attributable to the owners of the Bank		34,327,717	33,793,063
Non-controlling interests		47,622	44,853
Total equity		34,375,339	33,837,916
Total liabilities and equity		435,895,939	414,707,570

The consolidated financial statements on pages 163 to 297 were approved and authorised for issue by the board of directors of the Bank on March 27, 2026 and are signed on its behalf by:

Mr. Liu Qing
Director

Mr. Zhang Bin
Director

Consolidated Statement of Changes in Equity

For the year ended December 31, 2025

	Attributable to the owners of the Bank							Sub-total RMB'000	Non- controlling interests RMB'000	Total RMB'000
	Share Capital RMB'000	Capital reserve RMB'000	Defined benefit plan reserve RMB'000	Investment revaluation reserve RMB'000	Surplus reserve RMB'000	General reserve RMB'000	Retained earnings RMB'000			
At January 1, 2024	15,069,791	5,956,702	(3,437)	35,606	1,908,450	5,373,732	4,796,793	33,137,637	42,435	33,180,072
Profit for the year	-	-	-	-	-	-	582,348	582,348	2,418	584,766
Other comprehensive (expense)/income for the year	-	-	(1,853)	72,974	-	-	-	71,121	-	71,121
Total comprehensive (expense)/income for the year	-	-	(1,853)	72,974	-	-	582,348	653,469	2,418	655,887
Shareholders' injection (Note 41)	-	1,957	-	-	-	-	-	1,957	-	1,957
Appropriation of profits										
- Appropriation to surplus reserve	-	-	-	-	57,828	-	(57,828)	-	-	-
- Appropriation to general reserve	-	-	-	-	-	410,501	(410,501)	-	-	-
At December 31, 2024	15,069,791	5,958,659	(5,290)	108,580	1,966,278	5,784,233	4,910,812	33,793,063	44,853	33,837,916

Consolidated Statement of Changes in Equity

For the year ended December 31, 2025

	Attributable to the owners of the Bank							Sub-total RMB'000	Non- controlling interests RMB'000	Total RMB'000
	Share Capital RMB'000	Capital reserve RMB'000	Defined benefit plan reserve RMB'000	Investment revaluation reserve RMB'000	Surplus reserve RMB'000	General reserve RMB'000	Retained earnings RMB'000			
At January 1, 2025	15,069,791	5,958,659	(5,290)	108,580	1,966,278	5,784,233	4,910,812	33,793,063	44,853	33,837,916
Profit for the year	-	-	-	-	-	-	588,097	588,097	2,769	590,866
Other comprehensive income/(expense) for the year	-	-	990	(54,721)	-	-	-	(53,731)	-	(53,731)
Total comprehensive income/(expense) for the year	-	-	990	(54,721)	-	-	588,097	534,366	2,769	537,135
Shareholders' injection (Note 41)	-	288	-	-	-	-	-	288	-	288
Appropriation of profits										
- Appropriation to surplus reserve	-	-	-	-	116,171	-	(116,171)	-	-	-
- Appropriation to general reserve	-	-	-	-	-	161,671	(161,671)	-	-	-
At December 31, 2025	15,069,791	5,958,947	(4,300)	53,859	2,082,449	5,945,904	5,221,067	34,327,717	47,622	34,375,339

Consolidated Statement of Cash Flows

For the year ended December 31, 2025

	2025 RMB'000	2024 RMB'000
OPERATING ACTIVITIES		
Profit before tax	433,938	475,801
Adjustments for:		
Depreciation of property and equipment	254,116	265,823
Depreciation of right-of-use assets	130,174	136,256
Amortisation of intangible assets	7,109	9,570
Impairment losses on assets, net of reversals	2,630,693	3,101,569
Interest expense on lease liabilities	8,198	11,148
Interest expense on debts securities issued	622,263	669,107
Losses on disposal of repossessed assets	8,417	1,035
Losses on disposal of property and equipment	987	1,066
Unrealised losses from debt securities at fair value through profit or loss	218,707	48,922
Net gains arising from investment securities	(189,560)	(41,218)
Government grants	(785)	(795)
Interest income on investments	(2,586,384)	(3,085,997)
Share of result of an associate	402	12
	1,538,275	1,592,299
Changes in operating assets		
Net increase in deposits with the central bank	(508,827)	(1,515,319)
Net (increase)/decrease in deposits and placements with banks and other financial institutions	(22,709)	74,813
Net decrease in financial assets held under resale agreements	524	5,914
Net (increase)/decrease in financial assets at fair value through profit or loss	(5,591,890)	1,062,333
Net increase in loans and advances to customers	(733,526)	(10,525,240)
Net increase in other operating assets	(8,824,177)	(4,051,784)
	(15,680,605)	(14,949,283)
Changes in operating liabilities		
Net increase in borrowings from central bank	321,718	1,335,554
Net decrease in deposits from banks and other financial institutions	(4,388,829)	(5,259,474)
Net increase/(decrease) in financial assets sold under repurchase agreements	2,853,847	(1,973,498)
Net increase in deposits from customers	16,094,426	25,823,112
Net (decrease)/increase in other operating liabilities	(366,729)	219,656
	14,514,433	20,145,350

Consolidated Statement of Cash Flows

For the year ended December 31, 2025

	2025 RMB'000	2024 RMB'000
Cash generated from operations	372,103	6,788,366
Income tax paid, net	(118,543)	(163,424)
NET CASH (USED IN) FROM OPERATING ACTIVITIES	253,560	6,624,942
INVESTING ACTIVITIES		
Proceeds from disposal and redemption of investments	111,943,202	74,442,384
Interest income received from financial investments	3,714,587	2,439,789
Proceeds from disposal of property and equipment	36,426	11,195
Payments on acquisition of investments	(116,076,424)	(86,166,444)
Payments on acquisition of property and equipment and intangible assets	(137,837)	(217,130)
NET CASH (USED IN) INVESTING ACTIVITIES	(520,046)	(9,490,206)
FINANCING ACTIVITIES		
Shareholders' injection	288	1,957
Government grants received	785	795
Net proceeds from issue of new debt securities	56,470,000	37,200,000
Repayment of debt securities issued	(50,080,000)	(31,990,000)
Repayment of lease liabilities	(131,018)	(119,944)
Interest paid on debts securities issued	(712,032)	(658,892)
Interest paid on lease liabilities	(8,198)	(11,148)
Dividends paid	(15)	(53)
NET CASH FROM FINANCING ACTIVITIES	5,539,810	4,422,715
NET INCREASE IN CASH AND CASH EQUIVALENTS	5,273,324	1,557,451
CASH AND CASH EQUIVALENTS AT BEGINNING OF THE YEAR	22,300,665	20,743,214
CASH AND CASH EQUIVALENTS AT END OF THE YEAR (Note 45)	27,573,989	22,300,665
Interest received	13,249,616	11,896,298
Interest paid (excluding interest expense on debts securities issued and lease liabilities)	(5,118,899)	(9,262,512)

Notes to the Consolidated Financial Statements

For the year ended December 31, 2025

1. GENERAL

Bank of Gansu Co., Ltd (the “Bank”) was established in Lanzhou, Gansu Province, the People’s Republic of China (the “PRC”) on September 27, 2011 with the approval of National Administration of Financial Regulation (the “NAFR”), formerly known as China Banking and Insurance Regulatory Commission (“CBIRC”). Prior to its establishment, the banking business was carried out by two city commercial banks (the “Predecessor Entities”), each being located in Gansu Province.

Pursuant to reorganisation initiated by the People’s Government of Gansu Province, the Bank was established through the merger and reorganisation of the Predecessor Entities.

The Bank obtained its finance permit No. B1228H262010001 from the NAFR, and obtained its business license No. 91620000585910383X from the Gansu Administration of Industry and Commerce. The legal representative is Liu Qing and the address of the registered office and principal place of business is 525-1, Donggang West Road, Chengguan District, Lanzhou, Gansu Province.

On January 18, 2018, the Bank’s H shares were listed on the Main Board of The Stock Exchange of Hong Kong Limited (the “Stock Exchange”) (Stock code: 2139).

As at December 31, 2025, the Bank has 1 head office operational department, 12 branches, 178 sub-branches, 2 micro-to-small enterprise sub-branches, 1 community sub-branches and a subsidiary. The principal activities of the Bank and its subsidiary (hereinafter collectively referred to as the “Group”) are the provision of corporate and retail deposits, loans and advances, payment and settlement services, as well as other banking services as approved by the NAFR. The Group operates in Gansu Province of Chinese Mainland.

The consolidated financial statements are presented in Renminbi (“RMB”), which is also the functional currency of the Bank and its subsidiary.

Notes to the Consolidated Financial Statements

For the year ended December 31, 2025

2. APPLICATION OF NEW AND AMENDMENTS TO IFRS ACCOUNTING STANDARDS

Amendments to IFRS Accounting Standards that are mandatorily effective for the current year

In the current year, the Group has applied, for the first time, the following amendments to IFRS Accounting Standards issued by the International Accounting Standards Board (the “IASB”) which are effective for the Group’s financial year beginning on January 1, 2025.

Amendments to IAS 21	Lack of Exchangeability
----------------------	-------------------------

The application of the amendments to IAS 21 in the current year has had no material impact on the Group’s financial performance and positions for the current and prior periods and/or on the disclosures set out in these consolidated financial statements.

New and amendments to IFRS Accounting Standards issued but not yet effective

The Group has not early applied the following new and amendments to IFRS Accounting Standards that have been issued but are not yet effective:

IFRS 18	Presentation and Disclosure in Financial Statements ²
IFRS 19	Subsidiaries without Public Accountability: Disclosures ²
Amendments to IFRS 9 and IFRS 7	Amendments to the Classification and Measurement of Financial Instruments ¹
Amendments to IFRS 9 and IFRS 7	Contracts Referencing Nature-dependent Electricity ¹
Amendments to IFRS Accounting Standards	Annual Improvements to IFRS Accounting Standards – Volume 11 ¹
Amendments to IFRS 10 and IAS 28	Sale or Contribution of Assets between an Investor and its Associate or Joint Venture ³
Amendments to IAS 21	Translation to a Hyperinflationary Presentation Currency ²

¹ Effective for annual periods beginning on or after January 1, 2026.

² Effective for annual periods beginning on or after January 1, 2027.

³ Effective for annual periods beginning on or after a date to be determined.

The directors of the Bank anticipate that, except as described below, the application of other new and amendments to IFRS Accounting Standards will have no material impact on the results and the financial position of the Group.

Notes to the Consolidated Financial Statements

For the year ended December 31, 2025

2. APPLICATION OF NEW AND AMENDMENTS TO IFRS ACCOUNTING STANDARDS (Continued)

New and amendments to IFRS Accounting Standards issued but not yet effective (Continued)

IFRS 18 – Presentation and Disclosure in Financial Statements

IFRS 18 sets out requirements on presentation and disclosures in financial statements and will replace IAS 1 Presentation of Financial Statements. IFRS 18 introduces new requirements to present specified categories and defined subtotals in the statement of profit or loss; provide disclosures on management-defined performance measures in the notes to the financial statements and improve aggregation and disaggregation of information to be disclosed in the financial statements. Minor amendments to IAS 7 “Statement of Cash Flows” and IAS 33 “Earnings per Share” are also made.

IFRS 18, and the consequential amendments to other IFRS Accounting Standards, will be effective for annual periods beginning on or after January 1, 2027, with early application permitted.

The application of the IFRS 18 is not expected to have material impact on the financial position of the Group. The directors are in the process of making an assessment of the impact of IFRS 18, but is not yet in a position to state whether the adoption would have a material impact on the presentation and disclosures of consolidated financial statements of the Group.

Amendments to IFRS 9 and IFRS 7 Amendments to the Classification and Measurement of Financial Instruments

The amendments include requirements on classification of financial assets with environmental, social or governance (“ESG”) targets and similar features; settlement of financial liabilities through electronic payment systems; and disclosures regarding investments in equity instruments designated at fair value through other comprehensive income and financial instruments with contingent feature.

The amendments are effective for annual periods beginning on or after January 1, 2026. Early adoption is permitted, with an option to early adopt the amendments for contingent features only. The application of the amendments is not expected to have significant impact on the financial position and performance of the Group.

Notes to the Consolidated Financial Statements

For the year ended December 31, 2025

2. APPLICATION OF NEW AND AMENDMENTS TO IFRS ACCOUNTING STANDARDS (Continued)

New and amendments to IFRS Accounting Standards issued but not yet effective (Continued)

Annual Improvements to IFRS Accounting Standards – Volume 11

Annual Improvements to IFRS Accounting Standards – Volume 11 set out amendments to IFRS 1, IFRS 7 (and the accompanying Guidance on implementing IFRS 7), IFRS 9, IFRS 10 and IAS 7.

- IFRS 7 Financial Instruments: Disclosures: The amendments remove an obsolete reference to paragraph 27A and update the wordings in paragraph B38 of IFRS 7 regarding “unobservable inputs” to be consistent with IFRS 13. The amendments to the accompanying guidance on implementing IFRS 7 clarify that the guidance does not necessarily illustrate all the requirements in the referenced paragraphs of IFRS 7, as well as update the wordings in paragraph IG14 of IFRS 7 regarding “fair value” consistent with other standards. The amendments are not expected to have significant impact on the consolidated financial statements of the Group.
- IFRS 9 Financial Instruments: The amendments address a conflict between IFRS 9 and IFRS 15 over the initial measurement of trade receivables, and how a lessee accounts for the derecognition of a lease liability under IFRS 9. The amendments are not expected to have significant impact on the consolidated financial statements of the Group.
- IFRS 10 Consolidated Financial Statements: The amendments clarify that the relationship described in paragraph B74 of IFRS 10 is just one example of a circumstance in which judgement is required to determine whether a party is acting as de facto agents. The amendments are not expected to have significant impact on the consolidated financial statements of the Group.
- IAS 7 Statement of Cash Flows: The amendments replace the term “cost method” with “at cost” in paragraph 37 of IAS 7 following the prior deletion of the definition of “cost method”. The amendments are not expected to have significant impact on the consolidated financial statements of the Group.

Notes to the Consolidated Financial Statements

For the year ended December 31, 2025

3. MATERIAL ACCOUNTING POLICY INFORMATION

The consolidated financial statements have been prepared in accordance with IFRS Accounting Standards issued by the IASB on the historical cost basis except for certain financial instruments that are measured at fair values at the end of each reporting period and the applicable disclosures required by the Rules Governing the Listing of Securities on the Stock Exchange of Hong Kong Limited and by the Hong Kong Companies Ordinance.

Historical cost is generally based on the fair value of the consideration given in exchange for services.

Fair value is the price that would be received to sell an asset or paid to transfer a liability in an orderly transaction between market participants at the measurement date, regardless of whether that price is directly observable or estimated using another valuation technique. Details of fair value measurement are explained in the accounting policies set out below.

The material accounting policies are set out below.

Basis of consolidation

The consolidated financial statements incorporate the financial statements of the Bank and entity controlled by the Bank (i.e. its subsidiary). Control is achieved when the Bank:

- has power over the investee;
- is exposed, or has rights, to variable returns from its involvement with the investee; and
- has the ability to use its power to affect its returns.

The Group reassesses whether or not it controls an investee if facts and circumstances indicate that there are changes to one or more of the three elements of control listed above.

When the Group is an investor of structured entities in which the Group also acts as a manager, the Group will determine whether it is a principal or an agent for the purpose of assessing whether the Group controls the relevant structured entities.

An agent is a party primarily engaged to act on behalf and for the benefit of another party or parties (the principal(s)) and therefore does not control the investee when it exercises its decision-making authority. In determining whether the Group is an agent to the structured entities, the Group would assess:

- the scope of its decision-making authority over the investee;
- the rights held by other parties;
- the remuneration to which it is entitled in accordance with the remuneration agreements; and
- the decision maker's exposure to variability of returns from other interests that it holds in the investee.

Notes to the Consolidated Financial Statements

For the year ended December 31, 2025

3. MATERIAL ACCOUNTING POLICY INFORMATION (Continued)

Basis of consolidation (Continued)

Consolidation of a subsidiary begins when the Group obtains control over the subsidiary and ceases when the Group loses control of the subsidiary. Specifically, income and expenses of a subsidiary acquired or disposed of during the year are included in the consolidated statements of profit or loss and other comprehensive income from the date the Group gains control until the date when the Group ceases to control the subsidiary.

Profit or loss and each component of other comprehensive income of the subsidiary are attributed to the owners of the Bank and to the non-controlling interests. Total comprehensive income of the subsidiary is attributed to the owners of the Bank and to the non-controlling interests even if this results in the non-controlling interests having a deficit balance.

All intra-group assets and liabilities, equity, income, expenses and cash flows relating to transactions between members of the Group are eliminated in full on consolidation.

Non-controlling interests in a subsidiary is presented separately from the Group's equity therein, which represent present ownership interests entitling their holders to a proportionate share of net assets of the relevant subsidiary upon liquidation.

Investment in a subsidiary

Investment in a subsidiary is included in the Bank's statement of financial position at cost less accumulated impairment losses, if any.

Translation of foreign currencies

When the Group receives capital in foreign currencies from investors, the capital is translated to RMB at the spot exchange rate on the date of receipt. Other foreign currency transactions are, on initial recognition, translated to RMB at the spot exchange rates or the rates that approximate the spot exchange rates at the dates of transactions.

A spot exchange rate is quoted by The People's Bank of China (the "PBOC"), the State Administration of Foreign Exchange, or a cross rate determined based on quoted exchange rates. A rate that approximates the spot exchange rate is a rate determined by a systematic and rational method, normally the average exchange rate of the current period.

Monetary items denominated in foreign currencies are translated to RMB at the spot exchange rate at the end of the reporting period. The resulting exchange differences are recognised in profit or loss. Non-monetary items denominated in foreign currencies that are measured at fair value are translated using the foreign exchange rate at the date the fair value is determined. Non-monetary items that are measured in terms of historical cost in a foreign currency are not retranslated, the exchange differences are recognised in profit or loss, except for exchange differences arising on the translation of non-monetary financial investments in respect of which gains and losses are recognised directly in other comprehensive income, in which cases, the exchange differences are also recognised directly in other comprehensive income.

Notes to the Consolidated Financial Statements

For the year ended December 31, 2025

3. MATERIAL ACCOUNTING POLICY INFORMATION (Continued)

Cash and cash equivalents

In the consolidated statement of financial position, cash and cash equivalents comprise cash on hand, non-restricted balances with central bank, short-term deposits with banks and highly liquid short-term investments which are readily convertible to a known amount of cash and which are subject to an insignificant risk of change in value. Cash equivalents are held for the purpose of meeting short-term cash commitments rather than for investment or other purposes.

For the purpose of the consolidated statement of cash flows, cash and cash equivalents consist of cash and short-term deposits, as defined above, net of outstanding bank overdrafts which are repayable on demand and form an integral part of the Group's cash management. Such overdrafts are presented as short-term borrowings in the consolidated statement of financial position.

Investment in an associate

An associate is an entity over which the Group has significant influence. Significant influence is the power to participate in the financial and operating policy decisions of the investee but is not control or joint control of those policies.

The results and assets and liabilities of associate are incorporated in these consolidated financial statements using the equity method. Under the equity method, an investment in an associate is initially recognised at cost and adjusted thereafter to recognise the Group's share of the profit or loss and other comprehensive income of the associate. If the Group's share of losses of an associate equals or exceeds its interest in the associate, which includes any long-term interests that, in substance, form part of the Group's net investment in the associate, the Group discontinues recognising its share of further losses. Additional losses are provided for, and a liability is recognised, only to the extent that the Group has incurred legal or constructive obligations or made payments on behalf of the associate.

An investment in an associate is accounted for using the equity method from the date on which the investee becomes an associate.

The requirements of IAS 36 are applied to determine whether it is necessary to recognise any impairment loss with respect to the Group's investment in an associate. When necessary, the entire carrying amount of the investment is tested for impairment as a single asset by comparing its recoverable amount (higher of value in use and fair value less costs of disposal) with its carrying amount. Any impairment loss recognised is not allocated to any asset, that forms part of the carrying amount of the investment. Any reversal of that impairment loss is recognised to the extent that the recoverable amount of the investment subsequently increases.

Gains and losses resulting from transactions between the Group and its associate are recognised in consolidated financial statements only to the extent of interests in the associate that are unrelated to the Group. The Group's share in the associate's gains or losses resulting from these transactions is eliminated.

Notes to the Consolidated Financial Statements

For the year ended December 31, 2025

3. MATERIAL ACCOUNTING POLICY INFORMATION (Continued)

Financial instruments

Financial assets and financial liabilities are recognised when a group entity becomes a party to the contractual provisions of the instrument.

Financial assets and financial liabilities are initially measured at fair value. Transaction costs that are directly attributable to the acquisition or issue of financial assets and financial liabilities (other than financial assets or financial liabilities at fair value through profit or loss (“FVTPL”)) are added to or deducted from the fair value of the financial assets or financial liabilities, as appropriate, on initial recognition. Transaction costs directly attributable to the acquisition of financial assets or financial liabilities at FVTPL are recognised immediately in profit or loss.

The effective interest method is a method of calculating the amortised cost of a financial asset or financial liability and of allocating interest income and expense over the relevant period. The effective interest rate is the rate that exactly discounts estimated future cash receipts and payments (including all fees and points paid or received that form an integral part of the effective interest rate, transaction costs and other premiums or discounts) through the expected life of the financial asset or financial liability, or, where appropriate, a shorter period, to the net carrying amount on initial recognition.

Interest or dividend income which are derived from the Group’s ordinary course of business are presented as revenue.

Financial assets

All regular way purchases or sales of financial assets are recognised and derecognised on a trade date basis. Regular way purchases or sales are purchases or sales of financial assets that require delivery of assets within the time frame established generally by regulation or convention in the marketplace concerned.

All recognised financial assets are measured subsequently in their entirety at either amortised cost or fair value, depending on the classification of the financial assets. Financial assets are classified, at initial recognition, as subsequently measured at amortised cost, fair value through other comprehensive income (“FVTOCI”), and FVTPL.

The classification of financial assets at initial recognition depends on the financial asset’s contractual cash flow characteristics and the Group’s business model for managing them.

Financial assets at amortised cost (debt instruments)

The Group measures financial assets subsequently at amortised cost if both of the following conditions are met:

- the financial asset is held within a business model whose objective is to hold financial assets in order to collect contractual cash flows; and
- the contractual terms of the financial asset give rise on specified dates to cash flows that are solely payments of principal and interest on the principal amount outstanding.

Notes to the Consolidated Financial Statements

For the year ended December 31, 2025

3. MATERIAL ACCOUNTING POLICY INFORMATION (Continued)

Financial instruments (Continued)

Financial assets (Continued)

Financial assets at amortised cost (debt instruments) (Continued)

Financial assets at amortised cost are subsequently measured using the effective interest method and are subject to impairment.

(i) *Amortised cost and effective interest method*

The effective interest method is a method of calculating the amortised cost of a debt instrument and of allocating interest income over the relevant period.

For financial assets, the effective interest rate is the rate that exactly discounts estimated future cash receipts (including all fees and points paid or received that form an integral part of the effective interest rate, transaction costs and other premiums or discounts) excluding expected credit losses (“ECL”), through the expected life of the debt instrument, or, where appropriate, a shorter period, to the gross carrying amount of the debt instrument on initial recognition.

The amortised cost of a financial asset is the amount at which the financial asset is measured at initial recognition minus the principal repayments, plus the cumulative amortisation using the effective interest method of any difference between that initial amount and the maturity amount, adjusted for any loss allowance. The gross carrying amount of a financial asset is the amortised cost of a financial asset before adjusting for any loss allowance.

Interest income is recognised using the effective interest method for debt instruments measured subsequently at amortised cost and at FVTOCI. For financial assets other than purchased or originated credit-impaired financial assets, interest income is calculated by applying the effective interest rate to the gross carrying amount of a financial asset, except for financial assets that have subsequently become credit-impaired (see below). For financial assets that have subsequently become credit-impaired, interest income is recognised by applying the effective interest rate to the amortised cost of the financial asset. If, in subsequent reporting periods, the credit risk on the credit-impaired financial instrument improves so that the financial asset is no longer credit-impaired, interest income is recognised by applying the effective interest rate to the gross carrying amount of the financial asset.

Interest income is recognised in profit or loss and is included in the “Net interest income” line item (Note 6).

Notes to the Consolidated Financial Statements

For the year ended December 31, 2025

3. MATERIAL ACCOUNTING POLICY INFORMATION (Continued)

Financial instruments (Continued)

Financial assets (Continued)

Financial assets at FVTOCI (debt instruments)

The Group's debt instruments are classified and measured subsequently at FVTOCI if both of the following conditions are met:

- the financial asset is held within a business model whose objective is achieved by both collecting contractual cash flows and selling the financial assets; and
- the contractual terms of the financial asset give rise on specified dates to cash flows that are solely payments of principal and interest on the principal amount outstanding.

The Group's debt instruments classified at FVTOCI includes investments in debt securities. Fair value is determined in the manner described in Note 49. Debt instruments are initially measured at fair value plus transaction costs. Subsequent changes in the carrying amount for debt instruments classified as at FVTOCI as a result of interest income calculated using the effective interest method, impairment gains or loss, and foreign exchange gains and losses are recognised in profit or loss. The amounts that are recognised in profit or loss are the same as the amounts that would have been recognised in profit or loss if these debt instruments had been measured at amortised cost. All other changes in the carrying amount of these debt instruments are recognised in other comprehensive income and accumulated under the heading of investment revaluation reserve. Impairment allowances are recognised in profit or loss with corresponding adjustment to other comprehensive income without reducing the carrying amounts of these debt instruments. When these debt instruments are derecognised, the cumulative gains or losses previously recognised in other comprehensive income are reclassified to profit or loss.

Equity instruments designated as at FVTOCI

On initial recognition, the Group may make an irrevocable election (on an instrument-by-instrument basis) to designate investments in equity instruments as at FVTOCI. Designation at FVTOCI is not permitted if the equity investment is held for trading or if it is contingent consideration recognised by an acquirer in a business combination.

Investments in equity instruments at FVTOCI are initially measured at fair value plus transaction costs. Subsequently, they are measured at fair value with gains and losses arising from changes in fair value recognised in other comprehensive income and accumulated in the investment revaluation reserve. The cumulative gain or loss is not reclassified to profit or loss on disposal of the equity investments, instead, it is transferred to retained earnings.

Dividends from investments in equity instruments are recognised in profit or loss when the Group's right to receive the dividends is established, unless the dividends clearly represent a recovery of part of the cost of the investment. Dividends are included in the "Net gains arising from investment securities" line item in profit or loss.

Notes to the Consolidated Financial Statements

For the year ended December 31, 2025

3. MATERIAL ACCOUNTING POLICY INFORMATION (Continued)

Financial instruments (Continued)

Financial assets (Continued)

Financial assets at FVTPL

Financial assets that do not meet the criteria for being measured at amortised cost or FVTOCI are measured at FVTPL. Specifically:

- Investments in equity instruments are classified as at FVTPL, unless the Group designates an equity investment that is neither held for trading nor a contingent consideration arising from a business combination as at FVTOCI on initial recognition.
- Debt instruments that do not meet the amortised cost criteria or the FVTOCI criteria are classified as at FVTPL. In addition, debt instruments that meet either the amortised cost criteria or the FVTOCI criteria may be designated as at FVTPL upon initial recognition if such designation eliminates or significantly reduces a measurement or recognition inconsistency that would arise from measuring assets or liabilities or recognising the gains and losses on them on different bases.

Financial assets at FVTPL are measured at fair value at the end of each reporting period, with any fair value gains or losses recognised in profit or loss. The net gain or loss recognised in profit or loss excludes any dividend and interest earned on the financial assets and is included in the “Net trading gains” line item. Fair value is determined in the manner described in Note 49.

A financial asset is held for trading if:

- it has been acquired principally for the purpose of selling it in the near term; or
- on initial recognition, it is part of a portfolio of identified financial instruments that the Group manages together and has evidence of a recent actual pattern of short-term profit-taking; or
- it is a derivative (except for a derivative that is a financial guarantee contract or a designated and effective hedging instrument).

Notes to the Consolidated Financial Statements

For the year ended December 31, 2025

3. MATERIAL ACCOUNTING POLICY INFORMATION (Continued)

Financial instruments (Continued)

Impairment of financial assets and other items subject to impairment assessment under IFRS 9

The Group recognises a loss allowance for ECL on financial assets which are subject to impairment under IFRS 9 (including loans and advances to customers, deposits with the central bank, deposits with banks, placements with banks and other financial institutions, financial assets held under resale agreements, financial assets at amortised cost, debt instruments at FVTOCI, interest receivables and other receivables included in other assets and credit commitments). The amount of ECL is updated at each reporting date to reflect changes in credit risk since initial recognition of the respective financial instrument.

Lifetime ECL represents the ECL that will result from all possible default events over the expected life of the relevant instrument (for stage 2 and stage 3). In contrast, 12-month ECL (“12m ECL”) represents the portion of lifetime ECL that is expected to result from default events that are possible within 12 months after the reporting date (for stage 1). Assessment are done based on the Group’s historical credit loss experience, adjusted for factors that are specific to the debtors, general economic conditions and an assessment of past events and current conditions at the reporting date as well as the forecast of future economic conditions.

Stage 1 is where credit risk has not increased significantly since initial recognition. For financial assets in stage 1, entities are required to recognise 12-month ECL and recognise interest income on a gross basis – this means that interest will be calculated on the gross carrying amount of the financial asset before adjusting for ECL.

Stage 2 is where credit risk has increased significantly since initial recognition. When a financial asset transfers to stage 2 entities are required to recognise lifetime ECL but interest income will continue to be recognised on a gross basis.

Stage 3 is where the financial asset is credit-impaired. For financial assets in stage 3, entities will continue to recognise lifetime ECL but they will now recognise interest income on a net basis. This means that interest income will be calculated based on the gross carrying amount of the financial asset less ECL.

The Group measures the loss allowance equal to 12-month ECL, unless when there has been a significant increase in credit risk since initial recognition, in which case the Group recognises lifetime ECL. The assessment of whether lifetime ECL should be recognised is based on significant increase in the likelihood or risk of a default occurring since initial recognition.

Notes to the Consolidated Financial Statements

For the year ended December 31, 2025

3. MATERIAL ACCOUNTING POLICY INFORMATION (Continued)

Financial instruments (Continued)

Impairment of financial assets and other items subject to impairment assessment under IFRS 9 (Continued)

Significant increase in credit risk

In assessing whether the credit risk has increased significantly since initial recognition, the Group compares the risk of a default occurring on the financial instrument as at the reporting date with the risk of a default occurring on the financial instrument as at the date of initial recognition. In making this assessment, the Group considers both quantitative and qualitative information that is reasonable and supportable, including historical experience and forward-looking information that is available without undue cost or effort. Forward-looking information considered includes the future prospects of the industries in which the Group's debtors operate, obtained from economic expert reports, financial analysts, governmental bodies, relevant think-tanks and other similar organisations, as well as consideration of various external sources of actual and forecast economic information that relate to the Group's core operations.

In particular, the following information is taken into account when assessing whether credit risk has increased significantly:

- an actual or expected significant deterioration in the financial instrument's external (if available) or internal credit rating;
- significant deterioration in external market indicators of credit risk, e.g. a significant increase in the credit spread, the credit default swap prices for the debtor;
- existing or forecast adverse changes in business, financial or economic conditions that are expected to cause a significant decrease in the debtor's ability to meet its debt obligations;
- an actual or expected significant deterioration in the operating results of the debtor;
- significant increases in credit risk on other financial instruments of the same debtor;
- an actual or expected significant adverse change in the regulatory, economic, or technological environment of the debtor that results in a significant decrease in the debtor's ability to meet its debt obligations.

Irrespective of the outcome of the above assessment, the Group presumes that the credit risk has increased significantly since initial recognition when contractual payments are more than 30 days past due, unless the Group has reasonable and supportable information that demonstrates otherwise.

Notes to the Consolidated Financial Statements

For the year ended December 31, 2025

3. MATERIAL ACCOUNTING POLICY INFORMATION (Continued)

Financial instruments (Continued)

Impairment of financial assets and other items subject to impairment assessment under IFRS 9 (Continued)

Significant increase in credit risk (Continued)

Despite the foregoing, the Group assumes that the credit risk on a debt instrument has not increased significantly since initial recognition if the debt instrument is determined to have low credit risk at the reporting date. A debt instrument is determined to have low credit risk if i) the debt instrument has a low risk of default, ii) the debtor has a strong capacity to meet its contractual cash flow obligations in the near term and iii) adverse changes in economic and business conditions in the longer term may, but will not necessarily, reduce the ability of the borrower to fulfil its contractual cash flow obligations. The Group considers a debt instrument to have low credit risk when the asset has external credit rating of 'investment grade' in accordance with the globally understood definition or if an external rating is not available, the asset has an internal rating of 'performing'. Performing means that the counterparty has a strong financial position and there is no past due amounts.

For credit commitments, the date that the Group becomes a party to the irrevocable commitment is considered to be the date of initial recognition for the purposes of assessing impairment. In assessing whether there has been a significant increase in the credit risk since initial recognition of a credit commitment, the Group considers changes in the risk of a default occurring on the loan to which a credit commitment relates.

The Group regularly monitors the effectiveness of the criteria used to identify whether there has been a significant increase in credit risk and revises them as appropriate to ensure that the criteria are capable of identifying significant increase in credit risk before the amount becomes past due.

Definition of default

The Group considers the following as constituting an event of default for internal credit risk management purposes as historical experience indicates that receivables that meet either of the following criteria are generally not recoverable:

- when there is a breach of financial covenants by the debtor; or
- information developed internally or obtained from external sources indicates that the debtor is unlikely to pay its creditors, including the Group, in full (without taking into account any collaterals held by the Group).

Irrespective of the above analysis, the Group considers that default has occurred when a financial asset is more than 90 days past due unless the Group has reasonable and supportable information to demonstrate that a more lagging default criterion is more appropriate.

Notes to the Consolidated Financial Statements

For the year ended December 31, 2025

3. MATERIAL ACCOUNTING POLICY INFORMATION (Continued)

Financial instruments (Continued)

Impairment of financial assets and other items subject to impairment assessment under IFRS 9 (Continued)

Credit-impaired financial assets

A financial asset is credit-impaired when one or more events that have a detrimental impact on the estimated future cash flows of that financial asset have occurred. Evidence that a financial asset is credit-impaired includes observable data about the following events:

- significant financial difficulty of the issuer or the borrower;
- a breach of contract, such as a default or past due event;
- the lender(s) of the borrower, for economic or contractual reasons relating to the borrower's financial difficulty, having granted to the borrower a concession(s) that the lender(s) would not otherwise consider;
- it is becoming probable that the borrower will enter bankruptcy or other financial reorganisation; or
- the disappearance of an active market for that financial asset because of financial difficulties.

Write-off policy

The Group writes off a financial asset when there is information indicating that the debtor is in severe financial difficulty and there is no realistic prospect of recovery, e.g. when the counterparty has been placed under liquidation or has entered into bankruptcy proceedings. Financial assets written off may still be subject to enforcement activities under the Group's recovery procedures, taking into account legal advice where appropriate. Any recoveries made are recognised in profit or loss.

Measurement and recognition of ECL

The measurement of ECL is a function of the probability of default, loss given default (i.e. the magnitude of the loss if there is a default) and the exposure at default. The assessment of the probability of default and loss given default is based on historical data and forward-looking information. As for the exposure at default, for financial assets, this is represented by the assets' gross carrying amount at the reporting date; for credit commitments, the exposure includes the amount drawn down as at the reporting date, together with any additional amounts expected to be drawn down in the future by default date determined based on historical trend, the Group's understanding of the specific future financing needs of the debtors, and other relevant forward-looking information.

For financial assets, the ECL is estimated as the difference between all contractual cash flows that are due to the Group in accordance with the contract and the cash flows that the Group expects to receive, discounted at the original effective interest rate.

Notes to the Consolidated Financial Statements

For the year ended December 31, 2025

3. MATERIAL ACCOUNTING POLICY INFORMATION (Continued)

Financial instruments (Continued)

Impairment of financial assets and other items subject to impairment assessment under IFRS 9 (Continued)

Measurement and recognition of ECL (Continued)

For undrawn credit commitments, the ECL is the present value of the difference between the contractual cash flows that are due to the Group if the holder of the credit commitments draws down the loan, and the cash flows that the Group expects to receive if the loan is drawn down.

If the Group has measured the loss allowance for a financial instrument at an amount equal to lifetime ECL in the previous reporting period, but determines at the current reporting date that the conditions for lifetime ECL are no longer met, the Group measures the loss allowance at an amount equal to 12-month ECL at the current reporting date.

Except for investments in debt instruments that are measured at FVTOCI and credit commitments, the Group recognises an impairment gain or loss in profit or loss for all financial instruments by adjusting their carrying amount where the corresponding adjustment is recognised through a loss allowance account.

For investments in debt instruments that are measured at FVTOCI, the loss allowance is recognised in other comprehensive income and accumulated in the investment revaluation reserve without reducing the carrying amounts of these debt instruments. Such amount represents the changes in the investment revaluation reserve in relation to accumulated loss allowance.

Derecognition of financial assets

The Group derecognises a financial asset only when the contractual rights to the cash flows from the asset expire, or when it transfers the financial asset and substantially all the risks and rewards of ownership of the asset to another party. If the Group neither transfers nor retains substantially all the risks and rewards of ownership and continues to control the transferred asset, the Group recognises its retained interest in the asset and an associated liability for amounts it may have to pay. If the Group retains substantially all the risks and rewards of ownership of a transferred financial asset, the Group continues to recognise the financial asset and also recognises a collateralised borrowing for the proceeds received.

On derecognition of a financial asset measured at amortised cost, the difference between the asset's carrying amount and the sum of the consideration received and receivable is recognised in profit or loss. In addition, on derecognition of an investment in a debt instrument classified as at FVTOCI, the cumulative gain or loss previously accumulated in the investment revaluation reserve is reclassified to profit or loss. In contrast, on derecognition of an investment in equity instrument which the Group has elected on initial recognition to measure at FVTOCI, the cumulative gain or loss previously accumulated in the investment revaluation reserve is not reclassified to profit or loss, but is transferred to retained earnings.

Notes to the Consolidated Financial Statements

For the year ended December 31, 2025

3. MATERIAL ACCOUNTING POLICY INFORMATION (Continued)

Financial instruments (Continued)

Financial liabilities and equity instruments

Classification as debt or equity

Debt and equity instruments are classified as either financial liabilities or as equity in accordance with the substance of the contractual arrangements and the definitions of a financial liability and an equity instrument.

Equity instruments

An equity instrument is any contract that evidences a residual interest in the assets of an entity after deducting all of its liabilities. Equity instruments issued by a group entity are recognised at the proceeds received, net of direct issue costs.

Financial liabilities

All financial liabilities are subsequently measured at amortised cost using the effective interest method.

Financial liabilities subsequently measured at amortised cost

Financial liabilities that are not 1) contingent consideration of an acquirer in a business combination to which IFRS 3 applies, 2) held-for-trading, or 3) designated as at FVTPL, are subsequently measured at amortised cost using the effective interest method.

Credit commitment

Credit commitment is provided by the Group to the customer to extend loans to the customer within the commitment period on the agreed term of the contract. The Group normally does not lend at below-market rate or provide customer with credit commitments to be settled in cash or the Group shows the impairment provision for the credit commitment in provision on a net basis through the delivery or issuance of other financial instruments. Credit commitment recognises impairment losses in accordance with IFRS 9.

Derecognition of financial liabilities

The Group derecognises financial liabilities when, and only when, the Group's obligations are discharged, cancelled or have expired. The difference between the carrying amount of the financial liability derecognised and the consideration paid and payable is recognised in profit or loss.

Notes to the Consolidated Financial Statements

For the year ended December 31, 2025

3. MATERIAL ACCOUNTING POLICY INFORMATION (Continued)

Revenue from contracts with customers

Revenue is recognised to depict the transfer of promised services to customers in an amount that reflects the consideration to which the entity expects to be entitled in exchange for those services. Specifically, the Group uses a five-step approach to revenue recognition:

Step 1: Identify the contract(s) with a customer

Step 2: Identify the performance obligations in the contract

Step 3: Determine the transaction price

Step 4: Allocate the transaction price to the performance obligations in the contract

Step 5: Recognise revenue when (or as) the Group satisfies a performance obligation.

The Group recognises revenue when (or as) a performance obligation is satisfied, i.e. when “control” of the services underlying the particular performance obligations is transferred to customers.

A performance obligation represents a service (or a bundle of services) that is distinct or a series of distinct services that are substantially the same.

Control is transferred over time and revenue is recognised over time by reference to the progress towards complete satisfaction of the relevant performance obligation if one of the following criteria is met:

- the customer simultaneously receives and consumes the benefits provided by the Group’s performance as the Group performs;
- the Group’s performance creates or enhances an asset that the customer controls as the asset is created or enhanced; or
- the Group’s performance does not create an asset with an alternative use to the Group and the Group has an enforceable right to payment for performance completed to date.

Otherwise, revenue is recognised at a point in time when the customer obtains control of the distinct service.

Notes to the Consolidated Financial Statements

For the year ended December 31, 2025

3. MATERIAL ACCOUNTING POLICY INFORMATION (Continued)

Revenue from contracts with customers (Continued)

Revenue is measured based on the consideration to which the Group expects to be entitled in a contract with a customer, excludes amounts collected on behalf of third parties, discounts and sales related taxes.

The Group recognised revenue under IFRS 15 from the following major sources:

- Wealth management service fees
- Bank acceptance bills service fees
- Agency services fees
- Settlement and clearing fees
- Letter of guarantee service fees

Fee and commission income is recognised at the specific point of time or for a certain period of time on the basis of direct measurements of the value of the services transferred to the customer to date relative to the remaining services promised under the contract, that best depict the Group's performance in transferring control of services.

Fee and commission income charged for performance obligations performed at specific point of time are recognised when customer obtains control of relevant services, mainly including bank acceptance bills, settlement and clearing and letter of guarantee.

Fee and commission income charged for performance obligations performed during a certain period of time are recognised according to the progress of the performance during that period, mainly including, wealth management service fees and agency services fees.

In current year, the Group's revenue mainly includes interest income and fee and commission income, among which fee and commission income will be within the scope of IFRS 15, while interest income is within the scope of IFRS 9.

Notes to the Consolidated Financial Statements

For the year ended December 31, 2025

3. MATERIAL ACCOUNTING POLICY INFORMATION (Continued)

Leasing

Definition of a lease

A contract is, or contains, a lease if the contract conveys a right to control the use of an identified asset for a period of time in exchange for consideration.

The Group as lessee

For contracts entered into or modified on or after the date of initial application of IFRS 16, the Group assesses whether a contract is or contains a lease, at inception of the contract or modification date. The Group recognises a right-of-use asset and a corresponding lease liability with respect to all lease arrangements in which it is the lessee, except for short-term leases (defined as leases with a lease term of 12 months or less from the commencement date and do not contain a purchase option) and leases of low value assets. For these leases, the Group recognises the lease payments as an operating expense on a straight-line basis over the term of the lease unless another systematic basis is more representative of the time pattern in which economic benefits from the leased assets are consumed.

Lease liabilities

At the commencement date, the Group measures lease liability at the present value of the lease payments that are not paid at that date. The lease payments are discounted by using the interest rate implicit in the lease. If this rate cannot be readily determined, the Group uses its incremental borrowing rate.

Lease payments included in the measurement of the lease liabilities comprise:

- fixed lease payments (including in-substance fixed payments), less any lease incentives receivable;
- variable lease payments that depend on an index or rate, initially measured using the index or rate at the commencement date;
- the amount expected to be payable by the lessee under residual value guarantees;
- the exercise price of purchase options if the lessee is reasonably certain to exercise the options; and
- payments of penalties for terminating the lease, if the lease term reflects the Group exercising an option to terminate the lease.

The lease liabilities are presented as a separate line in the consolidated statement of financial position.

The lease liabilities are subsequently measured by increasing the carrying amount to reflect interest on the lease liability (using the effective interest method) and by reducing the carrying amount to reflect the lease payments made.

Notes to the Consolidated Financial Statements

For the year ended December 31, 2025

3. MATERIAL ACCOUNTING POLICY INFORMATION (Continued)

Leasing (Continued)

The Group as lessee (Continued)

Lease liabilities (Continued)

Lease liability is remeasured (and with a corresponding adjustment to the related right-of-use asset) whenever:

- the lease term has changed or there is a significant event or change in circumstances resulting in a change in the assessment of exercise of a purchase option, in which case the lease liability is remeasured by discounting the revised lease payments using revised discount rate.
- the lease payments change due to changes in an index or rate or a change in expected payment under a guaranteed residual value, in which cases the lease liability is remeasured by discounting the revised lease payments using the initial discount rate (unless the lease payments change is due to a change in a floating interest rate, in which case a revised discount rate is used).
- A lease contract is modified and the lease modification is not accounted for as a separate lease, in which case the lease liability is remeasured based on the lease term of the modified lease by discounting the revised lease payments using a revised discount rate at the effective date of the modification.

Right-of-use assets

The right-of-use assets comprise the initial measurement of the corresponding lease liability, lease payments made at or before the commencement date and any initial direct costs, less lease incentives received. Whenever the Group incurs an obligation for costs to dismantle and remove a leased asset, restore the site on which it is located or restore the underlying asset to the condition required by the terms and conditions of the lease, a provision is recognised and measured under IAS 37 “Provision, Contingent Liabilities and Contingent Assets”. The costs are included in the related right-of-use asset.

Right-of-use assets are subsequently measured at cost less accumulated depreciation and impairment losses, and adjusted for any remeasurement of lease liabilities. They are depreciated over the shorter period of lease term and estimated useful life of the underlying asset. The depreciation starts at the commencement date of the lease.

The Group presents right-of-use assets as a separate line in the consolidated statement of financial position.

The Group applies IAS 36 to determine whether a right-of-use asset is impaired and accounts for any identified impairment loss.

Notes to the Consolidated Financial Statements

For the year ended December 31, 2025

3. MATERIAL ACCOUNTING POLICY INFORMATION (Continued)

Leasing (Continued)

The Group as lessor

The Group enters into lease agreements as a lessor with respect to certain premises. Leases for which the Group is a lessor are classified as operating leases.

Rental income from operating leases is recognised in profit or loss on a straight-line basis over the term of the relevant lease.

Borrowing costs

Borrowing costs directly attributable to the acquisition, construction or production of qualifying assets, which are assets that necessarily take a substantial period of time to get ready for their intended use or sale, are added to the cost of those assets until such time as the assets are substantially ready for their intended use or sale.

All other borrowing costs are recognised in profit or loss in the period in which they are incurred.

Financial assets held under resale and sold under repurchase agreements

Financial assets purchased under agreements to resell are reported not as purchases of the assets but as receivables and are carried in the consolidated statement of financial position at amortised cost.

Financial assets sold subject to a simultaneous agreement to repurchase these assets are retained in the consolidated statement of financial position and measured in accordance with their original measurement principles. The proceeds from the sale are reported as liabilities and are carried at amortised cost.

Property and equipment

Property and equipment use in the supply of services, or for administrative purposes (other than construction in progress) are stated in the consolidated statement of financial position at cost less subsequent accumulated depreciation and subsequent accumulated impairment losses, if any. They are held by the Group for operation and administration purposes with useful lives over one year.

Notes to the Consolidated Financial Statements

For the year ended December 31, 2025

3. MATERIAL ACCOUNTING POLICY INFORMATION (Continued)

Property and equipment (Continued)

Ownership interests in leasehold land and buildings

When the Group makes payments for ownership interests of properties which includes both leasehold land and building elements, the entire consideration is allocated between the leasehold land and the building elements in proportion to the relative fair values at initial recognition. To the extent the allocation of the relevant payments can be made reliably, interest in leasehold land is presented as “right-of-use assets” in the consolidated statement of financial position. When the consideration cannot be allocated reliably between non-lease building element and undivided interest in the underlying leasehold land, the entire properties are classified as property and equipment.

Depreciation is recognised so as to write off the costs of items of property and equipment, other than construction in progress, less their residual values over their estimated useful lives, using straight-line method. The estimated useful lives, residual values and depreciation method are reviewed at the end of each reporting period, with the effect of any changes in estimate accounted for on a prospective basis.

Construction in progress is carried at cost, less any recognised impairment loss in accordance with the Group’s accounting policy. Costs include any costs directly attributable to bringing the asset to the location and condition necessary for it to be capable of operating in the manner intended by management, including cost of testing whether the related assets are functioning properly and, for qualifying assets, borrowing costs capitalised in accordance with the Group’s accounting policy. Such properties are classified to the appropriate categories of property and equipment when completed and ready for intended use. Depreciation of these assets, on the same basis as other property assets, commences when the assets are ready for their intended use.

An item of property and equipment is derecognised upon disposal or when no future economic benefits are expected to arise from the continued use of the asset. Any gain or loss arising on the disposal or retirement of an item of property and equipment is determined as the difference between the sales proceeds and the carrying amount of the asset and is recognised in profit or loss.

Notes to the Consolidated Financial Statements

For the year ended December 31, 2025

3. MATERIAL ACCOUNTING POLICY INFORMATION (Continued)

Property and equipment (Continued)

Ownership interests in leasehold land and buildings (Continued)

The estimated residual value rates and useful lives of each class of property and equipment, other than construction in progress, are as follows:

Classes	Estimated residual value rates	Useful lives
Premises	5%	20 to 30 years
Electronic equipment	3%	3 to 5 years
Motor vehicles	3%	5 to 8 years
Leasehold improvement	0%	Over the shorter of 5 to 10 years or economic useful lives
Computer software	0%	Over the shorter of 5 to 8 years or economic useful lives
Office equipment	3%	5 to 8 years

Intangible assets included in “other assets”

Intangible assets with finite useful lives that are acquired separately are carried at costs less accumulated amortisation and any accumulated impairment losses. Amortisation for intangible assets with finite useful lives is recognised on a straight-line basis over their estimated useful lives. The estimated useful life and amortisation method are reviewed at the end of each reporting period, with the effect of any changes in estimate being accounted for on a prospective basis.

Repossessed assets included in “other assets”

Repossessed assets are physical assets or property rights obtained by the Group from debtors, warrantors or third parties following the enforcement of its creditor’s rights. The repossessed assets are initially recognised at fair value, and are subsequently measured at the lower of the carrying value and net recoverable amount. If the recoverable amount is lower than the carrying value of the repossessed assets, the assets are written down to the recoverable amount.

Notes to the Consolidated Financial Statements

For the year ended December 31, 2025

3. MATERIAL ACCOUNTING POLICY INFORMATION (Continued)

Impairment on property and equipment, right-of-use assets, intangible assets and repossessed assets

At the end of the reporting period, the Group reviews the carrying amounts of its property and equipment, right-of-use assets, intangible assets with finite useful lives and repossessed assets to determine whether there is any indication that those assets have suffered an impairment loss. If any such indication exists, the recoverable amount of the asset is estimated in order to determine the extent of the impairment loss, if any.

The recoverable amount of property and equipment, right-of-use assets and intangible assets and repossessed assets are estimated individually. When it is not possible to estimate the recoverable amount of an individual asset, the Group estimates the recoverable amount of the cash-generating unit to which the asset belongs. When a reasonable and consistent basis of allocation can be identified, corporate assets are also allocated to individual cash-generating units, or otherwise they are allocated to the smallest group of cash-generating units for which a reasonable and consistent allocation basis can be identified.

Recoverable amount is the higher of fair value less costs of disposal and value in use. In assessing value in use, the estimated future cash flows are discounted to their present value using a pre-tax discount rate that reflects current market assessments of the time value of money and the risks specific to the asset (or a cash-generating unit) for which the estimates of future cash flows have not been adjusted.

If the recoverable amount of an asset (or a cash-generating unit) is estimated to be less than its carrying amount, the carrying amount of the asset (or the cash-generating unit) is reduced to its recoverable amount. For corporate assets or portion of corporate assets which cannot be allocated on a reasonable and consistent basis to a cash-generating unit, the Group compares the carrying amount of a group of cash-generating units, including the carrying amounts of the corporate assets or portion of corporate assets allocated to that group of cash-generating units, with the recoverable amount of the group of cash-generating units. In allocating the impairment loss, the impairment loss is allocated first to reduce the carrying amount of any goodwill (if applicable) and then to the other assets on a pro-rata basis based on the carrying amount of each asset in the unit or the group of cash-generating units. The carrying amount of an asset is not reduced below the highest of its fair value less costs of disposal (if measurable), its value in use (if determinable) and zero. The amount of the impairment loss that would otherwise have been allocated to the asset is allocated pro rata to the other assets of the unit or the group of cash-generating units. An impairment loss is recognised immediately in profit or loss.

Where an impairment loss subsequently reverses, the carrying amount of the asset (or the cash-generating unit) is increased to the revised estimate of its recoverable amount, but so that the increased carrying amount does not exceed the carrying amount that would have been determined had no impairment loss been recognised for the asset (or the cash-generating unit) in prior years. A reversal of an impairment loss is recognised immediately in profit or loss.

Notes to the Consolidated Financial Statements

For the year ended December 31, 2025

3. MATERIAL ACCOUNTING POLICY INFORMATION (Continued)

Employee benefits

Payments to defined contribution plan and state-managed retirement benefit schemes are recognised as an expense when employees have rendered service entitling them to the contributions.

For defined benefit retirement benefit plans, the cost of providing benefits is determined using the Projected Unit Credit Method, with actuarial valuations being carried out at the end of each annual reporting period. Remeasurements comprising actuarial gains and losses, the effect of the asset ceiling (if applicable) and the return on plan assets (excluding interest) are recognised immediately in the consolidated statement of financial position with a charge or credit to other comprehensive income in the period in which they occur. Remeasurements recognised in other comprehensive income will not be reclassified to profit or loss. Past service cost is recognised in profit or loss when the plan amendment or curtailment occurs, or when the Group recognises related restructuring costs or termination benefits, if earlier. Gains or losses on settlement of a defined benefit plan are recognised when the settlement occurs. Net interest is calculated by applying a discount rate to the net defined benefit liability or asset.

Defined benefit costs are categorised as:

- service costs, which includes current service cost, past service cost and gains and losses on curtailments and settlements;
- net interest expense or income; and
- remeasurements.

The retirement benefit obligation recognised in the consolidated statement of financial position represents the deficit or surplus in the Group's defined benefit plans. Any surplus resulting from this calculation is limited to the present value of any economic benefits available in the form of refunds from the plans or reductions in future contributions to the plans.

A liability for a termination benefit is recognised at the earlier of when the entity can no longer withdraw the offer of the termination benefit and when the entity recognises any related restructuring costs.

Notes to the Consolidated Financial Statements

For the year ended December 31, 2025

3. MATERIAL ACCOUNTING POLICY INFORMATION (Continued)

Employee benefits (Continued)

Salaries and allowances

Salaries and allowances are measured on an undiscounted basis and are expensed as the related service is provided. A liability is recognised for the amount expected to be paid under short-term cash bonus or profit-sharing plans if the Group has a present legal or constructive obligation to pay this amount as a result of past service provided by the employee, and the obligation can be estimated reliably.

Contributions from employees or third parties to defined benefit plans

Discretionary contributions made by employees or third parties reduce service cost upon payment of these contributions to the plan.

When the formal terms of the plans specify that there will be contributions from employees or third parties, the accounting depends on whether the contributions are linked to service, as follows:

- If the contributions are not linked to services (e.g. contributions are required to reduce a deficit arising from losses on plan assets or from actuarial losses), they are reflected in the measurement of the net defined benefit liability (asset).
- If contributions are linked to services, they reduce service costs. For the amount of contribution that is dependent on the number of years of service, the Group reduces service cost by attributing the contributions to periods of service using the attribution method required by IAS 19 paragraph 70 for the gross benefits. For the amount of contribution that is independent of the number of years of service, the Group reduces service cost in the period in which the related service is rendered.

Other social welfare

Social welfare expenditure refers to payments for employees' social welfare system established by the government of the PRC, including social pension insurance, health care insurance, housing funds and other social welfare contributions. The Group contributes on a regular basis to these funds based on certain percentage of the employees' salaries and the contributions are recognised in profit or loss for the period when employees have rendered service entitling them to the contribution. The Group's liabilities in respect of these funds are limited to the contribution payable in the reporting period.

Other long-term employee benefits

The Group's net obligation in respect of other long-term employee benefits other than pension plans is the amount of future benefit that employees have earned in respect of their services in the current and prior periods.

Notes to the Consolidated Financial Statements

For the year ended December 31, 2025

3. MATERIAL ACCOUNTING POLICY INFORMATION (Continued)

Taxation

Income tax expense represents the sum of the tax currently payable and deferred tax.

The tax currently payable is based on taxable profit for the year. Taxable profit differs from profit before tax as reported in the consolidated statements of profit or loss and other comprehensive income because of income or expense that are taxable or deductible in other years and items that are never taxable or deductible. The Group's liability for current tax is calculated using tax rates that have been enacted or substantively enacted by the end of the reporting period.

Deferred tax is recognised on temporary differences between the carrying amounts of assets and liabilities in the consolidated financial statements and the corresponding tax bases used in the computation of taxable profit. Deferred tax liabilities are generally recognised for all taxable temporary differences. Deferred tax assets are generally recognised for all deductible temporary difference to the extent that it is probable that taxable profits will be available against which those deductible temporary differences can be utilised. Such deferred tax assets and liabilities are not recognised if the temporary difference arises from the initial recognition (other than in a business combination) of assets and liabilities in a transaction that affects neither the taxable profit nor the accounting profit and at the time of the transaction does not give rise to equal taxable and deductible temporary differences.

Deferred tax liabilities are recognised for taxable temporary differences associated with investments in a subsidiary and an associate, except where the Group is able to control the reversal of the temporary difference and it is probable that the temporary difference will not reverse in the foreseeable future. Deferred tax assets arising from deductible temporary differences associated with such investment is only recognised to the extent that it is probable that there will be sufficient taxable profits against which to utilise the benefits of the temporary differences and they are expected to reverse in the foreseeable future.

The carrying amount of deferred tax assets is reviewed at the end of each reporting period and reduced to the extent that it is no longer probable that sufficient taxable profits will be available to allow all or part of the asset to be recovered.

Deferred tax assets and liabilities are measured at the tax rates that are expected to apply in the period in which the liability is settled or the asset is realised, based on tax rate (and tax laws) that have been enacted or substantively enacted by the end of the reporting period.

The measurement of deferred tax liabilities and assets reflects the tax consequences that would follow from the manner in which the Group expects, at the end of the reporting period, to recover or settle the carrying amount of its assets and liabilities.

Notes to the Consolidated Financial Statements

For the year ended December 31, 2025

3. MATERIAL ACCOUNTING POLICY INFORMATION (Continued)

Taxation (Continued)

Deferred tax assets and liabilities are offset when there is a legally enforceable right to set off current tax assets against current tax liabilities and when they relate to income taxes levied by the same taxation authority and the Group intends to settle current tax liabilities and assets on a net basis.

For the purposes of measuring deferred tax for leasing transactions in which the Group recognises the right-of-use assets and the related lease liabilities, the Group first determines whether the tax deductions are attributable to the right-of-use assets or the lease liabilities.

For leasing transactions in which the tax deductions are attributable to the lease liabilities, the Group applies IAS 12 requirements to the lease liabilities and the related assets separately. The Group recognises a deferred tax asset related to lease liabilities to the extent that it is probable that taxable profit will be available against which the deductible temporary difference can be utilised and a deferred tax liability for all taxable temporary differences.

Current and deferred tax are recognised in profit or loss, except when they relate to items that are recognised in other comprehensive income or directly in equity, in which case, the current and deferred tax are also recognised in other comprehensive income or directly in equity respectively.

Fiduciary activities

The Group acts in a fiduciary activity as a manager, a custodian, or an agent for customers. Assets held by the Group and the related undertakings to return such assets to customers are recorded as off-balance sheet items as the risks and rewards of the assets reside with customers.

The Group enters into entrusted loan agreements with customers, whereby the customers provide funding (“entrusted funds”) to the Group, and the Group grants loans to third parties (“entrusted loans”) under instructions of the customers. As the Group does not assume the risks and rewards of the entrusted loans and the corresponding entrusted funds, the entrusted loans and funds are recorded as off-balance sheet items at their principal amount. No provision for impairment loss is made for entrusted loans.

Expenses recognition

Other expenses

Other expenses are recognised on an accrual basis.

Notes to the Consolidated Financial Statements

For the year ended December 31, 2025

3. MATERIAL ACCOUNTING POLICY INFORMATION (Continued)

Related parties

If a Group has the power to control, jointly control or exercise significant influence over another party, or vice versa, or where the Group and one or more parties are subject to common control or joint control from another party, they are considered to be related parties. Related parties may be individuals or enterprises. Enterprises with which the Group is under common control only from the state and that have no other related party relationships are not regarded as related parties of the Group. Related parties of the Group include, but are not limited to:

- (a) the Bank's subsidiary;
- (b) investors that exercise significant influence over the Group;
- (c) key management personnel of the Group and close family members of such individuals;
- (d) other enterprises that are controlled or jointly controlled by principal individual investors, key management personnel of the Group, and close family members of such individuals.

Segment reporting

Operating segments, and the amounts of each segment item reported in the consolidated financial statements, are identified from the financial information provided regularly to the Group's most senior executive management for the purposes of allocating resources to, and assessing the performance of the Group's various lines of business and geographical locations.

Individually material operating segments are not aggregated for financial reporting purposes unless the segments have similar economic characteristics and are similar in respect of the nature of products and services, the nature of production processes, the type or class of customers, the methods used to distribute the products or provide the services, and the nature of the regulatory environment. Operating segments which are not individually material may be aggregated if they share a majority of these criteria.

Government grants

Government grants are not recognised until there is reasonable assurance that the Group will comply with the conditions attaching to them and that the grants will be received.

Government grants are recognised in profit or loss on a systematic basis over the periods in which the Group recognises as expenses the related costs for which the grants are intended to compensate.

Government grants related to income that are receivable as compensation for expenses or losses already incurred or for the purpose of giving immediate financial support to the Group with no future related costs are recognised in profit or loss in the period in which they become receivable.

Notes to the Consolidated Financial Statements

For the year ended December 31, 2025

3. MATERIAL ACCOUNTING POLICY INFORMATION (Continued)

Dividends

Dividends are recognised as a liability and deducted from equity when they are approved by the Bank's shareholders in general meetings and declared. Interim dividends are deducted from equity when they are approved and declared, and no longer at the discretion of the Bank. Dividend for the year that is approved after the end of the reporting period is disclosed as a subsequent event.

Contingent liabilities

A contingent liability is a present obligation arising from past events but is not recognised because it is not probable that an outflow of resources embodying economic benefits will be required to settle the obligation or the amount of the obligation cannot be measured with sufficient reliability.

Where the Group is jointly and severally liable for an obligation, the part of the obligation that is expected to be met by other parties is treated as a contingent liability and it is not recognised in the consolidated financial statements.

The Group assesses continually to determine whether an outflow of resources embodying economic benefits has become probable. If it becomes probable that an outflow of future economic benefits will be required for an item previously dealt with as a contingent liability, a provision is recognised in the consolidated financial statements in the reporting period in which the change in probability occurs, except in the extremely rare circumstances where no reliable estimate can be made.

Fair value measurement

When measuring fair value except for the Group's leasing transactions, value in use of property and equipment, right-of-use assets, intangible assets, repossessed assets and interest in an associate for the purpose of impairment assessment, the Group takes into account the characteristics of the asset or liability if market participants would take those characteristics into account when pricing the asset or liability at the measurement date.

A fair value measurement of a non-financial asset takes into account a market participant's ability to generate economic benefits by using the asset in its highest and best use or by selling it to another market participant that would use the asset in its highest and best use.

The Group uses valuation techniques that are appropriate in the circumstances and for which sufficient data are available to measure fair value, maximising the use of relevant observable inputs and minimising the use of unobservable inputs. Specifically, the Group categorised the fair value measurements into three levels, based on the characteristics of inputs, as follow:

Level 1 – Fair value measurements are those derived from quoted (unadjusted) market prices in active markets for identical assets or liabilities.

Level 2 – Fair value measurements are those derived from inputs other than quoted prices included within Level 1 that are observable for the asset or liability, wither directly (i.e. as prices) or indirectly (i.e. derived from prices).

Level 3 – Fair value measurements are those derived from valuation techniques that include inputs for the asset or liability that are not based on observable market data (unobservable inputs).

At the end of the reporting period, the Group determines whether transfer occur between levels of the fair value hierarchy for assets and liabilities which are measured at fair value on recurring basis by reviewing their respective fair value measurement.

Notes to the Consolidated Financial Statements

For the year ended December 31, 2025

4. CRITICAL ACCOUNTING JUDGEMENTS AND KEY SOURCES OF ESTIMATION UNCERTAINTY

In the application of the Group's accounting policies, which are described in Note 3, the directors of the Bank are required to make judgements, estimates and assumptions about the amounts of assets, liabilities, revenue and expenses reported and disclosures made in the consolidated financial statements. The estimates and associated assumptions are based on historical experience and other factors that are considered to be relevant. Actual results may differ from these estimates.

The estimates and underlying assumptions are reviewed on an ongoing basis. Revisions to accounting estimates are recognised in the period in which the estimate is revised if the revision affects only that period, or in the period of the revision and future periods if the revision affects both current and future periods.

Critical judgements in applying accounting policies

The following are the critical judgements, apart from those involving estimations (see below), that the directors of the Bank have made in the process of applying the Group's accounting policies and that have the most significant effect on the amounts recognised and disclosures made in the consolidated financial statements.

Classification of financial assets

When the Group determines the classification of financial assets, a number of significant judgements in the business model and the contractual cash flow characteristics of the financial assets are required. Factors considered by the Group in determining the business model for a group of financial assets include past experience on how the cash flows for these assets were collected, how the asset's performance is evaluated and reported to key management personnel, how risks are assessed and managed. When the Group assesses whether the contractual cash flows of the financial assets are consistent with basic lending arrangements, the main judgements are described as whether the principal amount may change over the life of the financial asset (for example, if there are repayments of principal); whether the interest includes only consideration for the time value of money, credit risk, other basic lending risks and a profit margin and cost, associated with holding the financial asset for a particular period of time.

Income taxes

Determining income tax provisions involves judgement on the future tax treatment of certain transactions. The Group carefully evaluates the tax implications of transactions and tax provisions are set up accordingly. The tax treatment of such transactions is reconsidered periodically to take into account all changes in tax legislation. Deferred tax assets are recognised for tax losses not yet used and temporary deductible differences. As those deferred tax assets can only be recognised to the extent that it is probable that future taxable profits will be available against which the unused tax credits can be utilised, management's judgement is required to assess the probability of future taxable profits. Management's assessment is constantly reviewed and additional deferred tax assets are recognised if it becomes probable that future taxable profits will allow the deferred tax assets to be recovered.

Notes to the Consolidated Financial Statements

For the year ended December 31, 2025

4. CRITICAL ACCOUNTING JUDGEMENTS AND KEY SOURCES OF ESTIMATION UNCERTAINTY (Continued)

Critical judgement in applying accounting policies (Continued)

Significant influence over an associate

As per Note 25, the directors of the Bank considered Gansu Jingchuan BOC Fullerton Community Bank Co., Ltd* (“甘肅涇川中銀富登村鎮銀行股份有限公司”, “Gansu Jingchuan”), in which the Group has 16.67% equity interest in, as an associate of the Group.

The Group considered that it has the practical ability to exercise significant influence over Gansu Jingchuan even though it owns less than 20% of the ownership interest and voting control after taking into account i) the Group’s ownership interest is significant relative to other shareholders due to the wide dispersion of shareholding interests; ii) the representation or rights to appoint/nominate directors for the board of directors of the associate; and iii) the rights to participate in the policy-making process, including dividends and other distribution.

Consolidation of structured entities

Management applies its judgement to determine whether the control indicators indicate that the Group controls a non-principal guaranteed wealth management products and an asset management plans.

The Group acts as manager to a number of non-principal guaranteed wealth management products and asset management plans. Determining whether the Group has controls over such structured entities based on whether the Group has the practical ability to direct the relevant activities of the entity unilaterally, such as the aggregate economic interests of the Group in the entity (comprising any carried interests and expected management fees) and the decision-making authority of the entity. For all these structured entities managed by the Group, the Group’s aggregate economic interest in each case is not significant and the decision makers establish, market and manage them according to restricted parameters as set out in the investment agreements as required by laws and regulations. As a result, the Group has concluded that it acts as agent as opposed to principal for the investors in all cases, and therefore has not consolidated these structured entities.

For further disclosure in respect of unconsolidated non-principal guaranteed wealth management products and asset management plans in which the Group has an interest or for which it is a sponsor, see Note 43.

Legal title of premises

As detailed in Note 27, certain of the Group’s premises as at December 31, 2025 and 2024 of which the Group had not obtained the relevant legal titles, the premises were recognised in the consolidated statement of financial position as at December 31, 2025 and 2024 based on the legal opinion and management judgement that the Group is in substance controlling these premises.

At December 31, 2025, the premises with carrying values of approximately RMB137,845,000 was in the process of obtaining the relevant legal titles (2024: approximately RMB143,454,000).

* The English translation is for identification only.

Notes to the Consolidated Financial Statements

For the year ended December 31, 2025

4. CRITICAL ACCOUNTING JUDGEMENTS AND KEY SOURCES OF ESTIMATION UNCERTAINTY (Continued)

Key sources of estimation uncertainty

The following are the key assumptions concerning the future, and other key sources of estimation uncertainty at the end of each reporting period, that may have a significant risk of causing a material adjustment to the carrying amounts of assets and liabilities within the next financial year.

ECL on major financial assets

The Bank has adopted IFRS 9 to measure and account for financial instruments. For deposits with banks, placements with banks and other financial institutions, financial assets held under resale agreements, loans and advances to customers, financial assets at amortised cost, provision for bank acceptances and letters of guarantees and credit commitments, the measurement of ECL uses complex models and a large number of assumptions. These models and assumptions relate to future macroeconomic conditions and borrowers' credit behavior (e.g. the probability of default and the corresponding losses).

According to the requirements of accounting standards, the measurement of ECL involves many critical judgements. For example:

- Judge the standard of significant increase in credit risk;
- Select proper models and assumptions of measurement of ECL;
- For different types of financial instruments, determine the number and weight of forward-looking scenarios to be used in measuring ECL;
- Divide the measurement of ECL into groups by characteristics of financial instruments, and the items with similar credit risk characteristics are grouped into one combination.

As at December 31, 2025, the carrying amount of deposits with banks, placements with banks and other financial institutions, financial assets held under resale agreements, loans and advances to customers and financial assets at amortised costs were approximately RMB2,910,262,000, RMB12,183,758,000, RMB2,604,371,000, RMB223,962,628,000 and RMB82,365,023,000 respectively (2024: RMB1,028,720,000, RMB5,001,750,000, RMB8,989,174,000, RMB225,595,610,000 and RMB101,407,980,000 respectively), net of accumulated impairment losses of RMB94,000, RMB2,741,000, RMB309,000, RMB5,656,027,000 and RMB1,052,508,000 (2024: RMB52,000, RMB2,741,000, nil, RMB5,818,681,000 and RMB3,842,163,000).

As at December 31, 2025, the carrying amount of provision for bank acceptances and letters of guarantees under financial liabilities were approximately RMB57,516,000 (2024: approximately RMB68,879,000).

The measurement of impairment losses under IFRS 9 across all categories of financial assets requires judgement, in particular, the estimation of the amount and timing of future cash flows and collateral values when determining impairment losses and the assessment of a significant increase in credit risk. These estimates are driven by a number of factors, changes in which can result in different levels of allowances.

Notes to the Consolidated Financial Statements

For the year ended December 31, 2025

4. CRITICAL ACCOUNTING JUDGEMENTS AND KEY SOURCES OF ESTIMATION UNCERTAINTY (Continued)

Key sources of estimation uncertainty (Continued)

ECL on major financial assets (Continued)

The Group's ECL calculations are outputs of complex models with a number of underlying assumptions regarding the choice of variable inputs and their interdependencies. Elements of the ECL models that are considered accounting judgements and estimates include:

- The Group's internal credit grading model, which assigns probabilities of default to the individual grades
- The Group's criteria for assessing if there has been a significant increase in credit risk and so allowances for financial assets should be measured on a lifetime ECL basis and the qualitative assessment
- The segmentation of financial assets based on risk characteristics of the customers and by product types when their ECL is assessed on a collective basis
- Development of ECL models, including the various formulas and the choice of inputs over determination of the period over which the entity is exposed to credit risk based on the behavioural life of the credit exposures, loss given default and collateral recovery of the credit exposures
- Determination of associations between macroeconomic scenarios and, economic inputs, such as unemployment levels and collateral values, and the effect on probabilities of default, exposures at default and losses given default
- Selection of forward-looking macroeconomic scenarios and their probability weightings, to derive the economic inputs into the ECL models

Notes to the Consolidated Financial Statements

For the year ended December 31, 2025

4. CRITICAL ACCOUNTING JUDGEMENTS AND KEY SOURCES OF ESTIMATION UNCERTAINTY (Continued)

Key sources of estimation uncertainty (Continued)

ECL on major financial assets (Continued)

It has been the Group's policy to regularly review its models in the context of actual loss experience and adjust when necessary.

At each reporting date, the Bank assesses whether there has been a significant increase in credit risk for exposures since initial recognition by comparing the risk of default occurring over the expected life between the reporting date and the date of initial recognition. The Bank considers reasonable and supportable information that is relevant and available without undue cost or effort for this purpose. This includes quantitative and qualitative information and also, forward-looking analysis.

Valuation of financial instruments

There are no quoted prices from an active market for a number of financial instruments. The fair values for these financial instruments are established by using valuation techniques. These techniques include using recent arm's length market transactions by referring to the current fair value of similar instruments and discounted cash flow analysis. Valuation models established by the Group make maximum use of market input and rely as little as possible on the Group's specific data. However, it should be noted that some input, such as credit and counterparty risk, and risk correlations require management's estimates. The Group reviews the above estimations and assumptions periodically and makes adjustment if necessary.

As at December 31, 2025, the financial assets that are measured at fair value on a recurring basis is approximately RMB63,408,503,000 (2024: approximately RMB36,043,337,000).

Impairment of non-financial assets

Non-financial assets (i.e., property and equipment, repossessed assets, right-of-use assets, intangible assets and interest in an associate) are reviewed when impairment indicators once occurred to determine whether the carrying amount exceeds the recoverable amount of the assets. If any such indication exists, an impairment loss is provided.

Since the market price of an asset (the asset group) may not be obtained reliably, the fair value of the asset may not be estimated reliably. In assessing the value in use, significant judgements are exercised over the present value of future cash flows, related operating expenses and discounting rate to calculate the present value. All relevant materials which can be obtained are used for estimation of the recoverable amount, including the estimation of the selling price and related operating expenses based on reasonable and supportable assumption.

As at December 31, 2025, the carrying amount of non-financial assets was approximately RMB10,864,033,000 (2024: approximately RMB10,130,326,000), net of accumulated impairment loss of RMB53,697,000 (2024: RMB38,088,000).

Notes to the Consolidated Financial Statements

For the year ended December 31, 2025

4. CRITICAL ACCOUNTING JUDGEMENTS AND KEY SOURCES OF ESTIMATION UNCERTAINTY (Continued)

Key sources of estimation uncertainty (Continued)

Depreciation and amortisation

Property and equipment are depreciated using the straight-line method over their estimated useful lives after taking into account residual values. Right-of-use assets are depreciated using the straight-line method over the shorter period of lease term and estimated useful life of the underlying assets. Intangible assets are amortised using the straight-line method over their estimated useful lives. The estimated useful lives are regularly reviewed to determine the depreciation and amortisation costs charged in each of the reporting period. The estimated useful lives are determined based on historical experiences of similar assets and the estimated technical changes. If there is an indication that there has been a change in the factors used to determine the depreciation or amortisation, the amount of depreciation or amortisation will be revised.

As at December 31, 2025, the carrying amount of property and equipment was approximately RMB2,658,707,000 (2024: approximately RMB2,816,724,000), net of accumulated depreciation of approximately RMB2,691,213,000 (2024: approximately RMB2,488,353,000).

As at December 31, 2025, the carrying amount of right-of-use assets was approximately RMB303,667,000 (2024: approximately RMB330,874,000), net of accumulated depreciation of approximately RMB980,413,000 (2024: approximately RMB850,239,000).

As at December 31, 2025, the carrying amount of intangible assets was approximately RMB11,242,000 (2024: approximately RMB14,383,000), net of accumulated amortisation of approximately RMB55,306,000 (2024: approximately RMB48,267,000).

Impairment of interest in an associate

In determining whether the interest in an associate are impaired, the directors of the Bank assesses the recoverable amount of the interest in an associate which is the higher of its fair value less costs of disposal and its value in use. An impairment loss is made if the carrying amount of interest in an associate exceeds its recoverable amount. In determining the recoverable amount of the interest in an associate, the directors of the Bank require an estimation of the future cash flows expected to arise from the expected dividend yield from the associate in order to determine the value in use of the interest in an associate.

As at December 31, 2025, the carrying amount of interest in an associate was approximately RMB9,939,000 (2024: approximately RMB10,341,000). No impairment loss was recognised as at December 31, 2025 and 2024.

Notes to the Consolidated Financial Statements

For the year ended December 31, 2025

5. TAXATION

The Group's main applicable taxes and tax rates are as follows:

(a) **Urban maintenance and construction tax**

Urban maintenance and construction tax is calculated as 5%-7% of value added tax.

(b) **Education surcharge**

Education surcharge is calculated as 3% of value added tax.

(c) **Local education surcharge**

Local education surcharge is calculated as 2% of value added tax.

(d) **Income tax**

The income tax is calculated on taxable income. The statutory income tax rate is 15%-25%.

(e) **Value added tax**

Pursuant to the "Circular regarding the Pilot Program on Comprehensive Implementation of Value Added Tax Reform" issued by the Ministry of Finance of the PRC (the "MOF") and the State Administration of Taxation, the Group is required to pay value added tax instead of business tax from 1 May 2016. Value added tax and related underlying value of the invoice for value added taxable income and expenses shall be stated and accounted for separately.

Notes to the Consolidated Financial Statements

For the year ended December 31, 2025

6. NET INTEREST INCOME

	2025 RMB'000	2024 RMB'000
Interest income arising from		
– Deposits with the central bank	278,650	259,922
– Deposits with banks	48,470	23,816
– Placements with banks and other financial institutions	138,515	19,973
– Loans and advances to customers:		
Corporate loans and advances	6,325,787	6,578,738
Personal loans and advances	2,027,355	2,355,893
Discounted bills	203,693	336,574
– Financial assets held under resale agreements	227,112	317,193
– Financial assets at fair value through other comprehensive income	459,543	320,016
– Financial assets at amortised cost	2,126,841	2,765,981
	11,835,966	12,978,106
Less: Interest expenses arising from		
– Borrowings from the central bank	(145,427)	(129,793)
– Deposits from banks and other financial institutions	(337,117)	(554,572)
– Placements from banks	(33,255)	(23,919)
– Deposits from customers:		
Corporate customers	(1,173,449)	(1,423,829)
Individual customers	(4,985,027)	(5,431,075)
– Financial assets sold under repurchase agreements	(118,107)	(98,364)
– Debts securities issued	(622,263)	(669,107)
– Lease liabilities	(8,198)	(11,148)
	(7,422,843)	(8,341,807)
	4,413,123	4,636,299

Note:

All of the interest income and interest expense for the years ended December 31, 2025 and 2024 are calculated using the effective interest method for financial assets and financial liabilities which are not designated at FVTPL.

Notes to the Consolidated Financial Statements

For the year ended December 31, 2025

7. NET FEE AND COMMISSION INCOME

	2025 RMB'000	2024 RMB'000
Fee and commission income		
– Wealth management service fees	136,664	116,385
– Bank acceptance bills service fees	18,255	16,543
– Agency services fees	56,426	51,295
– Settlement and clearing fees	148,341	148,020
– Letter of guarantee service fees	99,840	73,341
– Others	30,732	28,825
	490,258	434,409
Fee and commission expenses		
– Settlement and clearing fees	(9,131)	(9,441)
– Bank card service fees	(21,466)	(24,646)
– Others	(11,817)	(207)
	(42,414)	(34,294)
	447,844	400,115

All of the fee and commission income and expenses are related to financial assets or financial liabilities which are not designated at FVTPL.

8. NET TRADING GAINS

	2025 RMB'000	2024 RMB'000
Financial assets at FVTPL		
– Realised gains from debt securities	461,818	839,405
– Unrealised losses from debt securities	(218,707)	(48,922)
Interest income arising from financial assets at FVTPL	101,247	38,386
	344,358	828,869

Notes to the Consolidated Financial Statements

For the year ended December 31, 2025

9. NET GAINS ARISING FROM INVESTMENT SECURITIES

	2025 RMB'000	2024 RMB'000
Net gains on disposal of debt instruments	189,560	41,218

10. OTHER OPERATING INCOME, NET

	2025 RMB'000	2024 RMB'000
Government grants (Note a)	785	795
Losses on disposal of property and equipment	(987)	(1,066)
Losses on disposal of repossessed assets	(8,417)	(1,035)
Rental income	51,497	2,871
Other operating income, net	1,800	7,471
	44,678	9,036

Notes:

- (a) Government grants recognised as other income are awarded to the Group by the PRC government as incentives primarily to encourage the development of the Group and the contribution to the local economic development. The government grants are one-off with no specific condition attached.

Notes to the Consolidated Financial Statements

For the year ended December 31, 2025

11. OPERATING EXPENSES

	2025 RMB'000	2024 RMB'000
Staff costs (including directors' and supervisors' emoluments)		
– Salaries and bonuses	869,600	878,438
– Staff welfares	41,547	38,348
– Social insurance	247,686	238,566
– Housing allowances	89,419	91,989
– Labor union and staff education expenses	15,348	15,926
– Others	6,432	6,602
	1,270,032	1,269,869
Premises and equipment expenses		
– Depreciation of property and equipment	254,116	265,823
– Depreciation of right-of-use assets	130,174	136,256
– Amortisation of intangible assets	7,109	9,570
– Rental and property management expenses	13,043	15,019
	404,442	426,668
Business tax and surcharges	100,663	102,007
Other general and administrative expenses (Note)	580,495	578,032
	2,355,632	2,376,576

Note: Auditor's remuneration for the year ended December 31, 2025 was approximately RMB3,050,000 (2024: approximately RMB3,100,000).

Notes to the Consolidated Financial Statements

For the year ended December 31, 2025

12. DIRECTORS' AND SUPERVISORS' EMOLUMENTS

The emoluments of directors and supervisors of the Bank paid and/or payable by the Group during the years ended December 31, 2025 and 2024 are set out below:

	For the year ended December 31, 2025				
	Fees RMB'000	Salaries and allowances RMB'000	Retirement benefits scheme contributions RMB'000	Discretionary bonuses RMB'000	Total RMB'000
Executive directors					
LIU Qing ⁽¹⁾	-	305	170	397	872
WANG Xizhen ⁽¹⁾	-	172	96	227	495
Non-executive directors					
GUO Jirong ^{(2), (9)}	-	-	-	-	-
ZHANG Youda ^{(2), (9)}	-	-	-	-	-
YANG Chunmei ⁽²⁾	-	-	-	-	-
ZHANG Junping ⁽²⁾	-	-	-	-	-
ZHANG Tingting ^{(2), (9)}	-	-	-	-	-
YE Rong ^{(2), (5)}	-	-	-	-	-
ZHANG Bin ^{(2), (10)}	-	149	95	203	447
LIU Jian ^{(2), (11)}	-	-	-	-	-
Independent non-executive directors					
DONG Ximiao ^{(2), (9)}	71	-	-	-	71
WANG Tingting ^{(2), (9)}	71	-	-	-	71
LIU Guanghua ⁽²⁾	143	-	-	-	143
WANG Lei ⁽²⁾	143	-	-	-	143
HAU Pak Sun ⁽²⁾	143	-	-	-	143
LI Zongyi ^{(2), (11)}	36	-	-	-	36
QIU Yongpan ^{(2), (11)}	36	-	-	-	36
LI Chun ^{(2), (12)}	-	-	-	-	-
Supervisors					
ZENG Lehu ⁽¹³⁾	-	-	-	-	-
LUO Yi ⁽¹⁵⁾	71	-	-	-	71
ZHANG Yanlong ⁽¹³⁾	-	-	-	-	-
HAN Zhenjiang ⁽¹³⁾	-	-	-	-	-
MA Runping ⁽¹⁵⁾	71	-	-	-	71
LI Zongyi ⁽¹⁵⁾	71	-	-	-	71
WANG Xiaopei ⁽¹⁵⁾	-	153	77	101	331
LIU Peixun ⁽¹⁵⁾	-	131	73	141	345
	856	910	511	1,069	3,346
Senior management					
HAO Jumei	-	260	162	344	766
DU Jing	-	260	162	322	744
SUN Xiaoming ⁽⁶⁾	-	260	162	336	758
DUAN Jianxing	-	308	154	310	772
WANG Xizhen	-	172	96	227	495
ZHANG Feng	-	116	52	93	261
GUO Li ⁽¹⁴⁾	-	-	-	-	-
	-	1,376	788	1,632	3,796
Total	856	2,286	1,299	2,701	7,142

Notes to the Consolidated Financial Statements

For the year ended December 31, 2025

12. DIRECTORS' AND SUPERVISORS' EMOLUMENTS (Continued)

The emoluments of directors and supervisors of the Bank paid and/or payable by the Group during the years ended December 31, 2025 and 2024 are set out below: (Continued)

	For the year ended December 31, 2024				
	Fees RMB'000	Salaries and allowances RMB'000	Retirement benefits scheme contributions RMB'000	Discretionary bonuses RMB'000	Total RMB'000
Executive directors					
LIU Qing ⁽¹⁾	–	324	159	403	886
WANG Xizhen ⁽¹⁾	–	310	156	271	737
Non-executive directors					
GUO Jirong ^{(2), (9)}	–	–	–	–	–
ZHANG Youda ^{(2), (9)}	–	–	–	–	–
ZHAO Xingjun ^{(2), (4)}	–	–	–	–	–
YANG Chunmei ⁽²⁾	–	–	–	–	–
ZHANG Junping ⁽²⁾	–	–	–	–	–
ZHANG Tingting ^{(2), (9)}	–	–	–	–	–
YE Rong ^{(2), (5)}	–	–	–	–	–
Independent non-executive directors					
DONG Ximiao ^{(2), (9)}	143	–	–	–	143
WANG Tingting ^{(2), (9)}	143	–	–	–	143
LIU Guanghua ⁽²⁾	143	–	–	–	143
WANG Lei ⁽²⁾	143	–	–	–	143
HAU Pak Sun ⁽²⁾	143	–	–	–	143
Supervisors					
ZENG Lehu ⁽¹³⁾	–	–	–	–	–
LUO Yi ⁽¹⁵⁾	143	–	–	–	143
ZHANG Yanlong ⁽¹³⁾	–	–	–	–	–
HAN Zhenjiang ⁽¹³⁾	–	–	–	–	–
MA Runping ⁽¹⁵⁾	143	–	–	–	143
LI Zongyi ⁽¹⁵⁾	143	–	–	–	143
WANG Xiaopei ⁽¹⁵⁾	–	315	145	252	712
LIU Peixun ⁽¹⁵⁾	–	271	138	295	704
	1,144	1,220	598	1,221	4,183
Senior management					
CAI Tong ⁽³⁾	–	280	151	234	665
HAO Jumei	–	280	151	351	782
DU Jing	–	280	151	345	776
SUN Xiaoming ⁽⁶⁾	–	210	114	132	456
FENG Yuhui ⁽⁷⁾	–	262	118	328	708
DUAN Jianxing	–	328	144	360	832
GUO Li ⁽¹⁴⁾	–	270	128	307	705
NIE Lei ⁽⁶⁾	–	–	–	–	–
	–	1,910	957	2,057	4,924
Total	1,144	3,130	1,555	3,278	9,017

Notes to the Consolidated Financial Statements

For the year ended December 31, 2025

12. DIRECTORS' AND SUPERVISORS' EMOLUMENTS (Continued)

Notes:

- (1) The emolument represent the payments to the directors in respect of their service in connection with management affair of the Group.
- (2) The emolument represent the payments to the directors in respect of their service as a director.
- (3) Resigned on December 31, 2024.
- (4) Resigned on May 31, 2024.
- (5) Appointed on September 19, 2024.
- (6) Appointed on April 1, 2024.
- (7) Resigned on October 28, 2024.
- (8) Resigned on September 1, 2024.
- (9) Resigned on June 27, 2025.
- (10) Appointed on May 12, 2025.
- (11) Appointed on September 19, 2025.
- (12) Appointed on September 4, 2025.
- (13) Resigned on March 28, 2025.
- (14) Resigned on January 6, 2025.
- (15) On June 27, 2025, the revised articles of association of the Bank were approved, the Bank will no longer establish supervisors and its specialised committees. Mr. Luo Yi, Mr. Ma Runping, Mr. Li Zongyi, Mr. Wang Xiaopei and Mr. Liu Peixun will no longer serve as supervisors of the Bank.

Mr. LIU Qing is also the chief executive of the Bank and his emoluments disclosed above include those for services rendered by him as the chief executive.

No directors of the Bank waived or agreed to waive any emolument paid by the Group during the years ended December 31, 2025 and 2024. No emoluments were paid by the Group to the directors of the Bank as an incentive payment for joining the Group or as compensation for loss of office during the years ended December 31, 2025 and 2024.

Discretionary bonus was determined with reference to the Group's operating results, individual performance and comparable market statistics for such financial year.

Notes to the Consolidated Financial Statements

For the year ended December 31, 2025

13. INDIVIDUALS WITH HIGHEST EMOLUMENTS

None of the directors or supervisors of the Group whose emolument are disclosed in Note 12 above are the five individuals with the highest emoluments for the years ended December 31, 2025 and 2024.

The emoluments of the five individuals with the highest emoluments in the Group for the years ended December 31, 2025 and 2024 were as follows:

	2025 RMB'000	2024 RMB'000
Salaries and allowances	1,584	1,691
Retirement benefits scheme contributions	776	709
Discretionary bonuses	1,669	2,036
	4,029	4,436

Their emoluments were within the following bands:

	2025 No. of employees	2024 No. of employees
HK\$ nil to HK\$1,000,000	5	4
HK\$1,000,001 to HK\$1,500,000	–	1

No emoluments were paid by the Group to the five individuals with the highest emoluments of the Bank as an incentive payment for joining the Group or as compensation for loss of office during the year ended December 31, 2025 (2024: nil).

14. IMPAIRMENT LOSSES ON ASSETS, NET OF REVERSALS

	2025 RMB'000	2024 RMB'000
Impairment losses, net of reversals on:		
Deposits with banks	42	(2,046)
Placements with banks and other financial institutions	–	2,274
Financial assets held under resale agreements	309	(106)
Financial assets at FVTOCI	2,280	(989)
Financial assets at amortised cost	170,312	968,884
Loans and advances to customers	2,366,508	2,019,488
Acceptance bills, letters of guarantees and unused credit card commitments	(11,363)	(20,541)
Repossessed assets	53,697	38,088
Other assets	48,908	96,517
	2,630,693	3,101,569

Notes to the Consolidated Financial Statements

For the year ended December 31, 2025

15. INCOME TAX CREDIT

(a) Income tax:

	2025 RMB'000	2024 RMB'000
Current tax:		
– PRC Enterprise Income Tax	1,049	155,770
Under provision in prior year:		
– PRC Enterprise Income Tax	12,840	–
Deferred tax (Note 29)		
– Current year	(170,817)	(264,735)
	(156,928)	(108,965)

Income tax relating to items recognised in the other comprehensive income is disclosed as follows:

Consolidated other comprehensive income

	2025 RMB'000	2024 RMB'000
Deferred tax		
Provision for impairment losses on assets	(570)	247
Net losses (gains) from fair value changes of financial instruments	18,811	(24,572)
Salaries, bonuses and allowances payable	(330)	618
Deferred tax credited (charged) to other comprehensive income	17,911	(23,707)

Under the Law of the People's Republic of China on Enterprise Income Tax (the "EIT Law") and Implementation Regulation of the EIT Law, the tax rate of the PRC companies is 25%. Pingliang Jingning Chengji Rural Bank Co., Ltd.* ("平涼市靜寧成紀村鎮銀行股份有限公司", "Jingning Chengji Rural Bank"), a subsidiary of the Bank, obtained approvals from tax authorities to adopt the preferential income tax rate of 15% for the years ended December 31, 2025 and 2024.

Notes to the Consolidated Financial Statements

For the year ended December 31, 2025

15. INCOME TAX CREDIT (Continued)

(b) The tax charge for the year can be reconciled to the profit before tax per the consolidated statement of profit or loss and other comprehensive income as follows:

	2025 RMB'000	2024 RMB'000
Profit before tax	433,938	475,801
Tax at domestic income tax rate of 25% (2024: 25%)	108,484	118,950
Tax effect of share of result of an associate	100	3
Tax effect of expenses not deductible for tax purpose (note i)	75,259	167,864
Tax effect of income that are not taxable for tax purpose (note ii)	(352,750)	(394,989)
Under provision in prior year	12,840	–
Income tax on concessionary rate	(861)	(793)
Income tax credit	(156,928)	(108,965)

* The English translation is for identification only.

Notes:

- (i) Expenses not deductible for tax purpose consists of a portion of expenditures, such as entertainment expenses, impairment losses on assets (net of reversals), staff costs and donations, which exceed the tax deduction limits in accordance with the PRC tax regulation.
- (ii) Income not taxable for tax purpose consists of interest income from micro loans to farmers and government bonds, which is exempted from income tax under the PRC tax regulation.

Details of the deferred taxation are set out in Note 29.

16. EARNINGS PER SHARE

The calculation of the basic and diluted earnings per share attributable to the owners of the Bank is based on the following data:

	2025	2024
Profit for the year attributable to owners of the Bank (RMB'000)	588,097	582,348
Weighted average number of ordinary shares for the purpose of basic and diluted earnings per share ('000)	15,069,791	15,069,791

There was no difference between basic and diluted earnings per share as there were no potentially dilutive shares outstanding during the years ended December 31, 2025 and 2024.

Notes to the Consolidated Financial Statements

For the year ended December 31, 2025

17. CASH AND DEPOSITS WITH THE CENTRAL BANK

	2025 RMB'000	2024 RMB'000
Cash on hand	499,788	476,212
Deposits with the central bank		
– Statutory deposit reserve (Note a)	16,351,579	15,822,121
– Surplus deposit reserve (Note b)	9,402,307	6,809,472
– Fiscal deposits	35,074	56,726
	25,788,960	22,688,319
Accrued interest	8,107	7,086
	26,296,855	23,171,617

Notes:

- (a) The Group places statutory deposit reserves with the PBOC in accordance with relevant regulations in the PRC. As at December 31, 2025 and 2024, the statutory deposit reserve ratios applicable to the Bank were as follows:

	2025	2024
Reserve ratio for RMB deposits	5%	5%
Reserve ratio for foreign currency deposits	4%	4%

The statutory deposit reserves are restricted balances with central bank and are not available for the Group's daily business.

- (b) The surplus deposit reserves are maintained with the PBOC for the purpose of cash settlement and other kinds of unrestricted deposits.

Notes to the Consolidated Financial Statements

For the year ended December 31, 2025

18. DEPOSITS WITH BANKS

Analysed by type and location of counterparty

	2025 RMB'000	2024 RMB'000
Deposits in Chinese Mainland		
– Banks	2,882,563	1,015,699
Deposits outside Chinese Mainland		
– Banks	25,405	10,872
Accrued interest	2,907,968 2,388	1,026,571 2,201
Less: Provision for impairment losses (Notes a and b)	(94)	(52)
	2,910,262	1,028,720

Notes:

a) Provision for impairment losses:

	At December 31, 2025				Total RMB'000
	Stage 1 12m ECL RMB'000	Stage 2 Lifetime ECL RMB'000	Stage 3 Lifetime ECL-credit- impaired RMB'000		
Gross deposits with banks (excluding accrued interest)	2,907,968	–	–		2,907,968
Less: Provision for impairment losses	(94)	–	–		(94)
	2,907,874	–	–		2,907,874

	At December 31, 2024				Total RMB'000
	Stage 1 12m ECL RMB'000	Stage 2 Lifetime ECL RMB'000	Stage 3 Lifetime ECL-credit- impaired RMB'000		
Gross deposits with banks (excluding accrued interest)	1,026,571	–	–		1,026,571
Less: Provision for impairment losses	(52)	–	–		(52)
	1,026,519	–	–		1,026,519

Notes to the Consolidated Financial Statements

For the year ended December 31, 2025

18. DEPOSITS WITH BANKS (Continued)

Analysed by type and location of counterparty (Continued)

Notes: (Continued)

b) Movements in provision for impairment losses of deposits with banks:

Provision for impairment losses of deposits with banks	Stage 1 12m ECL RMB'000	Stage 2 Lifetime ECL RMB'000	Stage 3 Lifetime ECL-credit- impaired RMB'000	Total RMB'000
Provision for impairment losses at January 1, 2024	2,098	–	–	2,098
– Credit to profit or loss	(2,046)	–	–	(2,046)
Provision for impairment losses at December 31, 2024 and January 1, 2025	52	–	–	52
– Debit to profit or loss	42	–	–	42
Provision for impairment losses at December 31, 2025	94	–	–	94

19. PLACEMENTS WITH BANKS AND OTHER FINANCIAL INSTITUTIONS

	2025 RMB'000	2024 RMB'000
Placements in Chinese Mainland		
– Banks	300,000	900,000
– Other financial institutions	11,860,000	4,100,000
	12,160,000	5,000,000
Accrued interest	26,499	4,491
	(2,741)	(2,741)
	12,183,758	5,001,750

Notes to the Consolidated Financial Statements

For the year ended December 31, 2025

19. PLACEMENTS WITH BANKS AND OTHER FINANCIAL INSTITUTIONS (Continued)

Notes:

a) Provision for impairment losses:

	At December 31, 2025				Total RMB'000
	Stage 1 12m ECL RMB'000	Stage 2 Lifetime ECL RMB'000	Stage 3 Lifetime ECL-credit- impaired RMB'000		
Gross placements with banks and other financial institutions (excluding accrued interest)	12,160,000	–	–		12,160,000
Less: Provision for impairment losses	(2,741)	–	–		(2,741)
	12,157,259	–	–		12,157,259

	At December 31, 2024				Total RMB'000
	Stage 1 12m ECL RMB'000	Stage 2 Lifetime ECL RMB'000	Stage 3 Lifetime ECL-credit- impaired RMB'000		
Gross placements with banks and other financial institutions (excluding accrued interest)	5,000,000	–	–		5,000,000
Less: Provision for impairment losses	(2,741)	–	–		(2,741)
	4,997,259	–	–		4,997,259

b) Movements in provision for impairment losses of placements with banks and other financial institutions:

Provision for impairment losses of placements with banks and other financial institutions	At December 31, 2025			Total RMB'000
	Stage 1 12m ECL RMB'000	Stage 2 Lifetime ECL RMB'000	Stage 3 Lifetime ECL-credit- impaired RMB'000	
Provision for impairment losses at January 1, 2024	467	–	–	467
– Charge to profit or loss	2,274	–	–	2,274
Provision for impairment losses at December 31, 2024, January 1, 2025 and December, 2025	2,741	–	–	2,741

Notes to the Consolidated Financial Statements

For the year ended December 31, 2025

20. FINANCIAL ASSETS HELD UNDER RESALE AGREEMENTS

(a) Analysed by type and location of counterparty

	2025 RMB'000	2024 RMB'000
In Chinese Mainland		
– Other financial institutions	2,604,440	8,988,410
	2,604,440	8,988,410
Accrued interest	240	764
Less: Provision for impairment losses (Notes c and d)	(309)	–
	2,604,371	8,989,174

(b) Analysed by type of security held

	2025 RMB'000	2024 RMB'000
Debt securities		
– Government	100,000	4,930,340
– Banks and other financial institutions	2,504,440	4,058,070
	2,604,440	8,988,410
Accrued interest	240	764
Less: Provision for impairment losses	(309)	–
	2,604,371	8,989,174

Notes to the Consolidated Financial Statements

For the year ended December 31, 2025

20. FINANCIAL ASSETS HELD UNDER RESALE AGREEMENTS

(Continued)

(c) Provision for impairment losses:

	At December 31, 2025				Total RMB'000
	Stage 1 12m ECL RMB'000	Stage 2 Lifetime ECL RMB'000	ECL-credit- impaired RMB'000	Stage 3 Lifetime	
Gross financial assets held under resale agreements (excluding accrued interest)	2,604,440	-	-	-	2,604,440
Less: Provision for impairment losses	(309)	-	-	-	(309)
	2,604,131	-	-	-	2,604,131

	At December 31, 2024				Total RMB'000
	Stage 1 12m ECL RMB'000	Stage 2 Lifetime ECL RMB'000	ECL-credit- impaired RMB'000	Stage 3 Lifetime	
Gross financial assets held under resale agreements (excluding accrued interest)	8,988,410	-	-	-	8,988,410
Less: Provision for impairment losses	-	-	-	-	-
	8,988,410	-	-	-	8,988,410

(d) Movements in provision for impairment losses of financial assets held under resale agreements:

Provision for impairment losses of financial assets held under resale agreements	Stage 1 12m ECL RMB'000	Stage 2 Lifetime ECL RMB'000	Stage 3 Lifetime ECL-credit- impaired RMB'000	Total RMB'000
Provision for impairment losses at January 1, 2024	106	-	-	106
- Credit to profit or loss	(106)	-	-	(106)
Provision for impairment losses at December 31, 2024 and January 1, 2025	-	-	-	-
- Debit to profit or loss	309	-	-	309
Provision for impairment losses at December 31, 2025	309	-	-	309

Notes to the Consolidated Financial Statements

For the year ended December 31, 2025

21. FINANCIAL ASSETS AT AMORTISED COST

	2025 RMB'000	2024 RMB'000
Financial asset measured at amortised cost		
Debt securities issued by the following institutions in Chinese Mainland		
– Government	41,644,802	29,495,308
– Banks	1,946,281	3,786,541
– Other financial institutions	26,066,909	45,396,326
– Corporations	1,640,059	4,037,061
Trust plans	7,014,217	12,455,158
Asset management plans	3,501,500	7,273,869
Asset-backed securities issued by bank and other institutions	23,747	23,867
	81,837,515	102,468,130
Accrued interest	1,580,016	2,782,013
Less: Provision for impairment losses (Notes a and b)	(1,052,508)	(3,842,163)
	82,365,023	101,407,980
Analysed as:		
Listed outside Hong Kong	72,071,295	81,948,152
Unlisted outside Hong Kong	10,293,728	19,459,828
	82,365,023	101,407,980
Fair value	82,593,557	102,185,387

At December 31, 2025 and 2024, parts of debt securities were pledged as security for repurchase agreements (Note 31(a) and Note 35(c)).

Notes to the Consolidated Financial Statements

For the year ended December 31, 2025

21. FINANCIAL ASSETS AT AMORTISED COST (Continued)

Notes:

(a) Provision for impairment losses of financial assets at amortised cost:

	At December 31, 2025				Total RMB'000
	Stage 1 12m ECL RMB'000	Stage 2 Lifetime ECL RMB'000	Stage 3 Lifetime ECL-credit- impaired RMB'000		
Gross financial assets at amortised cost (excluding accrued interest)	73,980,051	4,574,611	3,282,853		81,837,515
Less: Provision for impairment losses	(35,041)	(116,133)	(901,334)		(1,052,508)
	73,945,010	4,458,478	2,381,519		80,785,007

	At December 31, 2024				Total RMB'000
	Stage 1 12m ECL RMB'000	Stage 2 Lifetime ECL RMB'000	Stage 3 Lifetime ECL-credit- impaired RMB'000		
Gross financial assets at amortised cost (excluding accrued interest)	85,360,245	8,438,031	8,669,854		102,468,130
Less: Provision for impairment losses	(58,307)	(904,360)	(2,879,496)		(3,842,163)
	85,301,938	7,533,671	5,790,358		98,625,967

Notes to the Consolidated Financial Statements

For the year ended December 31, 2025

21. FINANCIAL ASSETS AT AMORTISED COST (Continued)

Notes: (Continued)

(b) Movements in provision for impairment losses of financial assets at amortised cost

Provision for impairment losses of financial assets at amortised cost	Stage 1 12m ECL RMB'000	Stage 2 Lifetime ECL RMB'000	Stage 3 Lifetime ECL-credit- impaired RMB'000	Total RMB'000
Provision for impairment losses at January 1, 2024	87,868	234,546	2,790,169	3,112,583
Changes in the provision for impairment losses				
– Transfer to stage 2	(27,193)	27,193	–	–
– Transfer to stage 3	(7,911)	(675)	8,586	–
– Write off and others	–	–	(239,304)	(239,304)
– Charge to profit or loss	5,543	643,296	320,045	968,884
Provision for impairment losses at December 31, 2024 and January 1, 2025	58,307	904,360	2,879,496	3,842,163
Changes in the provision for impairment losses				
– Transfer to stage 2	(10,015)	10,015	–	–
– Transfer to stage 3	(79)	–	79	–
– Write off and others	–	(581,932)	(2,378,035)	(2,959,967)
– (Reversal) charge to profit or loss	(13,172)	(216,310)	399,794	170,312
Provision for impairment losses at December 31, 2025	35,041	116,133	901,334	1,052,508

Notes to the Consolidated Financial Statements

For the year ended December 31, 2025

22. LOANS AND ADVANCES TO CUSTOMERS

(a) Analysed by nature

	2025 RMB'000	2024 RMB'000
Gross loans and advances to customers		
Corporate loans and advances	149,942,315	154,092,669
Personal loans and advances		
– Personal business loans	5,602,983	5,373,488
– Personal consumption loans	17,612,551	19,028,507
– Residential and commercial mortgage loans	30,850,539	29,413,942
	54,066,073	53,815,937
Discounted bills	19,537,898	16,950,891
	223,546,286	224,859,497
Accrued interest	6,072,369	6,554,794
Less: Provision for impairment losses	(5,656,027)	(5,818,681)
	223,962,628	225,595,610

Notes to the Consolidated Financial Statements

For the year ended December 31, 2025

22. LOANS AND ADVANCES TO CUSTOMERS (Continued)

(b) Analysed by industry sector

At December 31, 2025			
	Amount RMB'000	Percentage	Loans and advances secured by collaterals RMB'000
Gross loans and advances to customers			
Corporate loans and advances			
– Manufacturing	33,928,890	14.78%	14,393,587
– Wholesale and retail	12,783,711	5.57%	5,688,334
– Real estate	11,930,595	5.20%	10,172,695
– Construction	15,648,642	6.82%	5,831,995
– Mining	8,772,379	3.82%	2,584,858
– Agriculture, forestry, animal husbandry and fishery	5,968,102	2.60%	2,212,100
– Leasing and business services	22,650,353	9.86%	8,441,014
– Water, environment and public facility management	2,697,797	1.17%	1,028,004
– Cultural, sports and entertainment	2,401,079	1.05%	1,875,378
– Accommodation and catering	1,841,097	0.80%	1,619,232
– Electricity, gas and water production and supply	5,623,963	2.45%	1,182,786
– Transportation, storage and postal services	12,575,415	5.48%	1,178,809
– Health and social services	2,093,983	0.91%	1,030,090
– Education	1,178,702	0.51%	280,156
– Finance	8,929,800	3.89%	-
– Scientific research, technical services and geological prospecting	607,681	0.26%	138,502
– Resident and other services	193,181	0.08%	87,302
– Information transmission, computer services and software	116,944	0.05%	40,811
	149,942,314	65.30%	57,785,653
Personal loans and advances	54,066,074	23.55%	32,709,938
Discounted bills	19,537,898	8.51%	-
Accrued interest	6,072,369	2.64%	-
	229,618,655	100%	90,495,591
Less: Provision for impairment losses	(5,656,027)		
	223,962,628		

Notes to the Consolidated Financial Statements

For the year ended December 31, 2025

22. LOANS AND ADVANCES TO CUSTOMERS (Continued)

(b) Analysed by industry sector (Continued)

	At December 31, 2024		
	Amount RMB'000	Percentage	Loans and advances secured by collaterals RMB'000
Gross loans and advances to customers			
Corporate loans and advances			
– Manufacturing	35,269,778	15.24%	15,594,002
– Wholesale and retail	13,640,665	5.89%	7,118,904
– Real estate	12,630,559	5.46%	11,220,627
– Construction	16,005,163	6.92%	5,617,775
– Mining	7,101,312	3.07%	1,388,377
– Agriculture, forestry, animal husbandry and fishery	6,780,395	2.93%	2,391,930
– Leasing and business services	26,292,742	11.36%	8,258,793
– Water, environment and public facility management	3,696,449	1.60%	1,868,454
– Cultural, sports and entertainment	2,496,530	1.08%	1,895,285
– Accommodation and catering	1,982,986	0.86%	1,743,099
– Electricity, gas and water production and supply	4,939,985	2.13%	1,133,396
– Transportation, storage and postal services	11,472,075	4.96%	1,215,264
– Health and social services	2,131,950	0.92%	996,780
– Education	1,220,827	0.53%	279,171
– Finance	7,381,016	3.19%	–
– Scientific research, technical services and geological prospecting	549,946	0.24%	132,431
– Resident and other services	350,810	0.15%	283,280
– Information transmission, computer services and software	149,481	0.06%	41,003
	154,092,669	66.59%	61,178,571
Personal loans and advances	53,815,937	23.26%	31,549,230
Discounted bills	16,950,891	7.32%	–
Accrued interest	6,554,794	2.83%	–
	231,414,291	100%	92,727,801
Less: Provision for impairment losses	(5,818,681)		
	225,595,610		

Notes to the Consolidated Financial Statements

For the year ended December 31, 2025

22. LOANS AND ADVANCES TO CUSTOMERS (Continued)

(b) Analysed by industry sector (Continued)

As at December 31, 2025 and 2024, detailed information of the impaired loans and advances to customers as well as the corresponding provision for impairment losses in respect of each industry sector which constitutes 10% or more of gross loans and advances to customers are as follows:

	At December 31, 2025					
	Gross credit-impaired loans and advances RMB'000	Stage 1 RMB'000	ECL		Charge for the year RMB'000	Written-off during the year RMB'000
			Stage 2 RMB'000	Stage 3 RMB'000		
- Manufacturing	1,004,578	353,041	264,409	480,377	628,944	3,084

	At December 31, 2024					
	Gross credit-impaired loans and advances RMB'000	Stage 1 RMB'000	ECL		Charge for the year RMB'000	Written-off during the year RMB'000
			Stage 2 RMB'000	Stage 3 RMB'000		
- Manufacturing	1,240,073	400,221	318,704	450,160	647,431	157
- Leasing and business services	21,452	236,762	20,701	11,027	57,278	-

(c) Analysed by type of collateral

	2025 RMB'000	2024 RMB'000
Gross loans and advances to customers		
Unsecured loans	46,336,677	42,975,692
Guaranteed loans	72,743,596	75,773,806
Collateralised loans	90,495,592	92,727,801
Pledged loans	13,970,421	13,382,198
	223,546,286	224,859,497
Accrued interest	6,072,369	6,554,794
Less: Provision for impairment losses	(5,656,027)	(5,818,681)
	223,962,628	225,595,610

Notes to the Consolidated Financial Statements

For the year ended December 31, 2025

22. LOANS AND ADVANCES TO CUSTOMERS (Continued)

(d) Overdue loans analysed by overdue year

	At December 31, 2025				
	Overdue within three months (inclusive) RMB'000	Overdue more than three months to one year (inclusive) RMB'000	Overdue more than one year to three years (inclusive) RMB'000	Overdue more than three years RMB'000	Total RMB'000
Unsecured loans	210,670	319,914	321,240	158,221	1,010,045
Guaranteed loans	559,529	109,845	423,300	238,842	1,331,516
Collateralised loans	1,732,871	370,465	574,074	376,930	3,054,340
Pledged loans	25,176	4,076	3,484	8,546	41,282
	2,528,246	804,300	1,322,098	782,539	5,437,183
As a percentage of gross loans and advances to customers (excluding accrued interest)	1.13%	0.36%	0.59%	0.35%	2.43%

	At December 31, 2024				
	Overdue within three months (inclusive) RMB'000	Overdue more than three months to one year (inclusive) RMB'000	Overdue more than one year to three years (inclusive) RMB'000	Overdue more than three years RMB'000	Total RMB'000
Unsecured loans	247,992	367,964	248,567	124,326	988,849
Guaranteed loans	905,088	599,853	164,269	265,345	1,934,555
Collateralised loans	1,717,640	705,680	479,024	397,783	3,300,127
Pledged loans	15,541	124,984	6,176	10,517	157,218
	2,886,261	1,798,481	898,036	797,971	6,380,749
As a percentage of gross loans and advances to customers (excluding accrued interest)	1.28%	0.80%	0.40%	0.35%	2.83%

Overdue loans represent loans, of which the whole or part of the principal or interest were overdue for one day or more.

Notes to the Consolidated Financial Statements

For the year ended December 31, 2025

22. LOANS AND ADVANCES TO CUSTOMERS (Continued)

(e) Loans and advances and provision for impairment losses

	At December 31, 2025			
	Stage 1 12m ECL RMB'000	Stage 2 Lifetime ECL RMB'000	Stage 3 Lifetime ECL-credit- impaired RMB'000	Total RMB'000
Gross loans and advances to customers (excluding accrued interest)	208,539,112	10,678,897	4,328,277	223,546,286
Less: Provision for impairment losses	(1,314,568)	(1,534,708)	(2,806,751)	(5,656,027)
	207,224,544	9,144,189	1,521,526	217,890,259

	At December 31, 2024			
	Stage 1 12m ECL RMB'000	Stage 2 Lifetime ECL RMB'000	Stage 3 Lifetime ECL-credit- impaired RMB'000	Total RMB'000
Gross loans and advances to customers (excluding accrued interest)	210,405,051	10,101,953	4,352,493	224,859,497
Less: Provision for impairment losses	(1,579,533)	(1,541,036)	(2,698,112)	(5,818,681)
	208,825,518	8,560,917	1,654,381	219,040,816

The Group conducts internal stratified management of asset risk characteristics according to the quality status of assets. Financial assets included in the ECL are further classified into “Normal”, “Special mention”, “Substandard”, “Doubtful” and “Loss” within each stage according to internal rating scales and overdue days, the results of this layered management are used by the Bank for internal credit risk management purposes.

Notes to the Consolidated Financial Statements

For the year ended December 31, 2025

22. LOANS AND ADVANCES TO CUSTOMERS (Continued)

(e) Loans and advances and provision for impairment losses (Continued)

As at December 31, 2025 and 2024, an analysis of the gross amount of loans and advances to customers with the grading of the loan is as follows:

	At December 31, 2025			
	Stage 1 12m ECL RMB'000	Stage 2 Lifetime ECL RMB'000	Stage 3 Lifetime ECL-credit- impaired RMB'000	Total RMB'000
Normal	208,539,112	25,792	903	208,565,807
Special mention	-	10,653,105	4,319	10,657,424
Substandard	-	-	1,822,239	1,822,239
Doubtful	-	-	617,670	617,670
Loss	-	-	1,883,146	1,883,146
Gross carrying amount (excluding accrued interest)	208,539,112	10,678,897	4,328,277	223,546,286
Less: Provision for impairment losses	(1,314,568)	(1,534,708)	(2,806,751)	(5,656,027)
Net carrying amount	207,224,544	9,144,189	1,521,526	217,890,259

	At December 31, 2024			
	Stage 1 12m ECL RMB'000	Stage 2 Lifetime ECL RMB'000	Stage 3 Lifetime ECL-credit- impaired RMB'000	Total RMB'000
Normal	210,405,051	553,758	1,485	210,960,294
Special mention	-	9,548,195	10,300	9,558,495
Substandard	-	-	2,351,211	2,351,211
Doubtful	-	-	553,024	553,024
Loss	-	-	1,436,473	1,436,473
Gross carrying amount (excluding accrued interest)	210,405,051	10,101,953	4,352,493	224,859,497
Less: Provision for impairment losses	(1,579,533)	(1,541,036)	(2,698,112)	(5,818,681)
Net carrying amount	208,825,518	8,560,917	1,654,381	219,040,816

Notes to the Consolidated Financial Statements

For the year ended December 31, 2025

22. LOANS AND ADVANCES TO CUSTOMERS (Continued)

(f) Movements in provision for impairment losses

Provision for impairment losses – Loans and advances to customers	Stage 1 12m ECL RMB'000	Stage 2 Lifetime ECL RMB'000	Stage 3 Lifetime ECL-credit- impaired RMB'000	Total RMB'000
Provision for impairment losses at January 1, 2024	1,507,043	1,379,021	2,895,688	5,781,752
Changes in the provision for impairment losses				
– Transfer to stage 1	144,668	(120,299)	(24,369)	–
– Transfer to stage 2	(30,640)	47,747	(17,107)	–
– Transfer to stage 3	(18,977)	(59,815)	78,792	–
– Write-offs and others	–	–	(2,102,663)	(2,102,663)
– (Reversal) charge to profit or loss	(22,561)	294,382	1,747,667	2,019,488
– Recoveries of loans and advances previously written off	–	–	120,104	120,104
Provision for impairment losses at December 31, 2024 and January 1, 2025	1,579,533	1,541,036	2,698,112	5,818,681
Changes in the provision for impairment losses				
– Transfer to stage 1	210,234	(164,745)	(45,489)	–
– Transfer to stage 2	(48,344)	59,124	(10,780)	–
– Transfer to stage 3	(14,161)	(160,528)	174,689	–
– Write-offs and others	–	–	(2,672,698)	(2,672,698)
– (Reversal) charge to profit or loss	(412,694)	259,821	2,519,381	2,366,508
– Recoveries of loans and advances previously written off	–	–	143,536	143,536
Provision for impairment losses at December 31, 2025	1,314,568	1,534,708	2,806,751	5,656,027

(g) Analysed by geographical sector

Geographically, the Group mainly conduct their businesses and most of their customers and assets are located in Gansu Province of the PRC.

Notes to the Consolidated Financial Statements

For the year ended December 31, 2025

23. FINANCIAL ASSETS AT FAIR VALUE THROUGH PROFIT OR LOSS

	2025 RMB'000	2024 RMB'000
Financial assets held for trading (Note (i))	5,420,228	511,241
Trust plans	4,094,957	4,108,693
Asset management plans	2,412,375	2,976,279
Investment funds	21,980,436	20,938,600
	33,907,996	28,534,813
Analysed as:		
Listed outside Hong Kong	5,420,228	511,241
Unlisted outside Hong Kong	28,487,768	28,023,572
	33,907,996	28,534,813

Notes:

(i) Financial assets held for trading:

	2025 RMB'000	2024 RMB'000
Debt securities issued by the following institutions in Chinese Mainland:		
– Banks	5,015,453	–
– Other financial institutions	404,775	511,241
	5,420,228	511,241

As at December 31, 2025, no financial assets at FVTPL were subject to material restrictions on the realisation (2024: nil).

The above debt securities traded on the China Interbank Bond Market are included in “Listed outside Hong Kong”.

Notes to the Consolidated Financial Statements

For the year ended December 31, 2025

24. FINANCIAL ASSETS AT FAIR VALUE THROUGH OTHER COMPREHENSIVE INCOME

	2025 RMB'000	2024 RMB'000
Debt instruments classified at FVTOCI		
Debt securities issued by the following institutions in Chinese Mainland		
– Government	2,129,518	2,784,188
– Banks and other financial institutions	26,299,133	3,735,908
	28,428,651	6,520,096
Listed equity investments designated at FVTOCI	76,596	62,841
Unlisted equity investments designated at FVTOCI	802,948	807,068
Accrued interest	192,312	118,519
	29,500,507	7,508,524
Analysed as:		
– Listed outside Hong Kong	28,697,559	6,701,456
– Unlisted outside Hong Kong	802,948	807,068
	29,500,507	7,508,524

At December 31, 2025 and 2024, parts of debt securities were pledged as security for repurchase agreements (Note 31(a) and Note 35(c)).

The above unlisted equity investments represent investments in unlisted equity securities issued by private entities established in the PRC. These investments in equity instruments are not held for trading. Instead, they are held for medium to long-term strategic purposes. Accordingly, the directors of the Bank have elected to designate these investments in equity instruments as at FVTOCI as they believe that recognising short-term fluctuations in these investments' fair value in profit or loss would not be consistent with the Group's strategy of holding these investments for long-term purposes and realising their performance potential in the long run. The Bank did not dispose of any such equity investments, nor transfer any cumulative gain or loss from other comprehensive income to retained earnings during the reporting period.

Notes to the Consolidated Financial Statements

For the year ended December 31, 2025

24. FINANCIAL ASSETS AT FAIR VALUE THROUGH OTHER COMPREHENSIVE INCOME (Continued)

Notes:

Movements in provision for impairment losses:

Provision for impairment losses – Debt instruments at fair value through other comprehensive income	Stage 1 12m ECL RMB'000	Stage 2 Lifetime ECL RMB'000	Stage 3 Lifetime ECL-credit- impaired RMB'000	Total RMB'000
Provision for impairment losses at January 1, 2024	2,514	–	–	2,514
– Movement during the year	(989)	–	–	(989)
Provision for impairment losses at December 31, 2024 and January 1, 2025	1,525	–	–	1,525
– Movement during the year	2,280	–	–	2,280
Provision for impairment losses at December 31, 2025	3,805	–	–	3,805

25. INTEREST IN AN ASSOCIATE

	2025 RMB'000	2024 RMB'000
Cost of investment in an associate, unlisted	3,000	3,000
Share of post-acquisition profits	6,939	7,341
	9,939	10,341

As at December 31, 2025 and 2024, the Group had interests in the following associate:

Name of the bank	Form of entity	Country of establishment/ operation	Class of shares held	Proportion of ownerships interests or participating shares held by the Group		Proportion of voting power held		Principal activity
				2025	2024	2025	2024	
Gansu Jingchuan	Limited liability	The PRC	Ordinary shares	16.67%	16.67%	16.67%	16.67%	Corporate and retail bank

Note: This associate is directly held by the Bank. The Group considered that it has the practical ability to exercise significant influence over Gansu Jingchuan even though it owns less than 20% of the ownership interest and voting control after taking into account 1) the Group's ownership interest is significant relative to other shareholders due to the wide dispersion of shareholding interests; 2) the representation or rights to appoint/nominate directors for the board of directors of the associate; and 3) the rights to participate in the policy-making process, including dividends and other distribution.

Notes to the Consolidated Financial Statements

For the year ended December 31, 2025

25. INTEREST IN AN ASSOCIATE (Continued)

The financial information and carrying amount of the Group's interest in an associate that is not material and is accounted for using the equity method are set out below:

	2025 RMB'000	2024 RMB'000
The Group's share of loss and total comprehensive expense for the year	(402)	(12)
	2025 RMB'000	2024 RMB'000
Carrying amount of the Group's interest in the immaterial associate	9,939	10,341

26. PARTICULARS OF A SUBSIDIARY

Name of subsidiary	Place of establishment/ operation	Class of shares held	Kind of legal entity	Registered and fully paid capital (RMB'000)		Proportion of ownership interest held by the Bank		Proportion of voting power held by the Bank		Principal activity
				At December 31, 2025	2024	At December 31, 2025	2024	At December 31, 2025	2024	
Jingning Chengji Rural Bank	The PRC	Ordinary	Joint stock company with limited liability	40,250	40,250	62.73%	62.73%	62.73%	62.73%	Corporate and retail banking

The subsidiary is directly held by the Bank and has no material non-controlling interests to the Group for the years ended December 31, 2025 and 2024.

None of the subsidiaries had issued any debt securities during both years and at the years ended December 31, 2025 and 2024.

Notes to the Consolidated Financial Statements

For the year ended December 31, 2025

27. PROPERTY AND EQUIPMENT

	Construction in progress RMB'000	Premises (Buildings) RMB'000	Electronic and office equipment RMB'000	Motor vehicles RMB'000	Leasehold improvement RMB'000	Computer software RMB'000	Total RMB'000
Cost							
At January 1, 2024	190,582	2,865,282	765,881	47,096	617,313	641,484	5,127,638
Additions	22,403	8,713	59,768	1,510	42,044	78,460	212,898
Transfers (out)/in from construction in progress	(90,463)	49,232	2,527	-	16,764	21,940	-
Disposals	-	-	(29,391)	(2,262)	-	(3,806)	(35,459)
At December 31, 2024 and January 1, 2025	122,522	2,923,227	798,785	46,344	676,121	738,078	5,305,077
Additions	6,496	12,386	24,354	2,202	40,471	47,954	133,863
Transfers (out)/in from construction in progress	(13,922)	106	2,027	-	2,512	8,926	(351)
Disposals	(4,320)	(9,643)	(46,162)	(4,205)	(18,014)	(6,325)	(88,669)
At December 31, 2025	110,776	2,926,076	779,004	44,341	701,090	788,633	5,349,920
Accumulated depreciation and impairment							
At January 1, 2024	-	700,865	643,958	43,986	434,532	422,387	2,245,728
Provided for the year	-	83,844	37,046	748	39,336	104,849	265,823
Eliminated on disposals	-	-	(18,107)	(2,020)	-	(3,071)	(23,198)
At December 31, 2024 and January 1, 2025	-	784,709	662,897	42,714	473,868	524,165	2,488,353
Provided for the year	-	85,808	42,073	802	44,543	80,890	254,116
Eliminated on disposals	-	(555)	(38,035)	(4,101)	(2,681)	(5,884)	(51,256)
At December 31, 2025	-	869,962	666,935	39,415	515,730	599,171	2,691,213
Carrying value							
At December 31, 2025	110,776	2,056,114	112,069	4,926	185,360	189,462	2,658,707
At December 31, 2024	122,522	2,138,518	135,888	3,630	202,253	213,913	2,816,724

Notes to the Consolidated Financial Statements

For the year ended December 31, 2025

27. PROPERTY AND EQUIPMENT (Continued)

At December 31, 2025, the premises with carrying values of approximately RMB137,845,000 was in the process of obtaining the relevant legal titles (2024: approximately RMB143,454,000).

The aforementioned premises are located in the PRC with medium term leases (10 – 50 years).

28. RIGHT-OF-USE ASSETS AND LEASE LIABILITIES

i) Right-of-use assets

	2025 RMB'000	2024 RMB'000
Premises	271,732	297,878
Land use rights in the PRC	31,935	32,996
	303,667	330,874

The Group has lease arrangements for premises. The lease terms are generally from one to ten years. The land is located in PRC with lease term ranged from ten to fifty years.

Additions to the right-of-use assets for the year ended December 31, 2025 amounted to approximately RMB102,967,000 (2024: approximately RMB218,821,000), due to new leases of office premises.

ii) Lease liabilities

As at December 31, 2025, the carrying amount of lease liabilities was approximately RMB257,290,000 (2024: approximately RMB285,341,000).

During the ended December 31, 2025, the Group entered into a number of new lease agreements for office premises and recognised lease liabilities of approximately RMB102,967,000 (2024: approximately RMB218,821,000).

Amounts payable under lease liabilities	2025 RMB'000	2024 RMB'000
Within one year	106,751	98,042
After one year but within three years	110,218	128,572
After three years but within five years	26,321	40,212
After five years	14,000	18,515
	257,290	285,341

Notes to the Consolidated Financial Statements

For the year ended December 31, 2025

28. RIGHT-OF-USE ASSETS AND LEASE LIABILITIES (Continued)

iii) Amount recognised in profit or loss

	2025 RMB'000	2024 RMB'000
Depreciation expense of premises	128,763	134,821
Depreciation expense of land use rights	1,411	1,435
Interest expense on lease liabilities	8,198	11,148
Expense relating to short-term leases	2,132	3,848

iv) Others

During the year ended December 31, 2025, the total cash outflow for leases amount to approximately RMB141,348,000 (2024: approximately RMB134,940,000).

Restrictions or covenants on leases

As at December 31, 2025, lease liabilities of RMB257,290,000 are recognised with related right-of-use assets of RMB303,667,000 (2024: lease liabilities of RMB285,341,000 are recognised with related right-of-use assets of RMB330,874,000). The lease agreements do not impose any covenants other than the security interests in the leased assets that are held by the lessor. Leased assets may not be used as security for borrowing purposes.

29. DEFERRED TAX ASSETS

The following is an analysis of the deferred tax balances for financial reporting purposes:

	2025 RMB'000	2024 RMB'000
Deferred tax assets	2,490,725	2,320,313
Deferred tax liabilities	(20,467)	(38,783)
	2,470,258	2,281,530

Notes to the Consolidated Financial Statements

For the year ended December 31, 2025

29. DEFERRED TAX ASSETS (Continued)

The following are the major deferred tax assets/(liabilities) recognised and movements thereon in the years ended December 31, 2025 and 2024:

	Provision for impairment losses on assets RMB'000 Note (i)	Net (gains)/ losses from fair value changes of financial instruments RMB'000 Note (ii)	Salaries, bonuses and allowances payable RMB'000	Tax losses RMB'000 Note (iii)	Lease liabilities RMB'000	Right-of-use assets RMB'000	Net balance of deferred tax assets RMB'000
At January 1, 2024	2,002,500	(2,436)	45,763	-	46,616	(51,941)	2,040,502
Credit/(charge) to profit or loss	256,095	12,230	(5,780)	-	24,719	(22,529)	264,735
Credit/(charge) to other comprehensive income	247	(24,572)	618	-	-	-	(23,707)
At December 31, 2024 and January 1, 2025	2,258,842	(14,778)	40,601	-	71,335	(74,470)	2,281,530
(Charge)/credit to profit or loss	(748,349)	54,677	(7,910)	872,875	(7,013)	6,537	170,817
(Charge)/credit to other comprehensive income	(570)	18,811	(330)	-	-	-	17,911
At December 31, 2025	1,509,923	58,710	32,361	872,875	64,322	(67,933)	2,470,258

Notes:

- (i) The Group made provision for impairment losses on loans and advances to customers and other assets. The provision for impairment losses was determined based on the expected recoverable amount of the relevant assets as at December 31, 2025 and 2024. However, the amounts deductible for income tax purposes are calculated at 1% of the gross carrying amount of qualifying assets as at December 31, 2025 and 2024, together with write-offs which fulfill specific criteria as set out in the PRC tax rules and are approved by the tax authorities.
- (ii) Net gains or losses on fair value changes of financial instruments are subject to tax when realised.
- (iii) The Group had utilised the tax losses of approximately RMB3,491,500,000 during the year ended December 31, 2025 (December 31, 2024: nil).

Notes to the Consolidated Financial Statements

For the year ended December 31, 2025

30. OTHER ASSETS

	2025 RMB'000	2024 RMB'000
Other receivables and prepayments (Note (a))	8,245,839	886,265
Less: Provision for impairment losses	(54,546)	(212,807)
	8,191,293	673,458
Intangible assets (Note (b))	11,242	14,383
Repossessed assets	7,880,478	6,958,004
Interest receivables	553,021	282,323
Less: Provision for impairment losses	(57,408)	(108,316)
	495,613	174,007
Others (Note 53)	143,152	373,151
Less: Provision for impairment losses	(20,277)	(201,873)
	122,875	171,278
	16,701,501	7,991,130

Notes:

(a) During the year ended December 31, 2025, the Group disposed of certain underperforming assets for a total consideration of RMB15,300,000,000 (note 46(b)(ii)). The Group has received RMB8,000,000,000 while the remaining RMB7,300,000,000 to be received in installments within five years after the assets transfer agreement become effective. In particular, RMB2.19 billion shall be paid on or before December 31, 2028, RMB1.825 billion shall be paid on or before December 31, 2029, and RMB3.285 billion shall be paid on or before December 31, 2030. During the year ended December 31, 2025, the Group entered into a supplementary agreement with Gansu Assets Management Co., Ltd. under which the remaining receivable of RMB7,300,000,000 bears interest rate at 1.35% per annum.

(b) These intangible assets mainly included software which are amortised over 1 – 5 years.

31. PLEDGED ASSETS

(a) Assets pledged as collaterals

Financial assets pledged by the Group as collaterals for liabilities or contingent liabilities mainly include debt securities and bills, which are for borrowings from the central bank, deposits from banks and other financial institutions and repurchase agreements. The carrying amounts of the financial assets pledged as collaterals as at December 31, 2025 are approximately RMB28,019,776,000 (2024: approximately RMB20,184,500,000).

(b) Received pledged assets

The Group conducts resale agreements under the usual and customary terms of placements, and holds collaterals for these transactions.

Notes to the Consolidated Financial Statements

For the year ended December 31, 2025

32. BORROWINGS FROM THE CENTRAL BANK

	2025 RMB'000	2024 RMB'000
Borrowings	4,897,005	4,571,898
Re-discounted bills	3,817,100	3,816,404
Accrued interest	12,450	16,535
	8,726,555	8,404,837

33. DEPOSITS FROM BANKS AND OTHER FINANCIAL INSTITUTIONS

Analysed by type and location of counterparty

	2025 RMB'000	2024 RMB'000
Deposits from the following institutions operating in Chinese Mainland		
– Banks	8,500,619	12,104,772
– Other financial institutions	918,487	2,713,701
	9,419,106	14,818,473
Deposits from the following institutions operating outside Chinese Mainland		
– Banks	791,896	783,287
Accrued interest	71,189	106,865
	10,282,191	15,708,625

Notes to the Consolidated Financial Statements

For the year ended December 31, 2025

34. PLACEMENTS FROM BANKS

Analysed by type and location of counterparty

	2025 RMB'000	2024 RMB'000
Placements in Chinese Mainland – Banks	2,007,408	975,230
Accrued interest	5,427	–
	2,012,835	975,230

35. FINANCIAL ASSETS SOLD UNDER REPURCHASE AGREEMENTS

(a) Analysed by type and location of counterparty

	2025 RMB'000	2024 RMB'000
In Chinese Mainland – Banks	7,800,000	4,946,317
Accrued interest	620	456
	7,800,620	4,946,773

(b) Analysed by collateral

	2025 RMB'000	2024 RMB'000
Debt securities	7,800,000	4,946,317
Accrued interest	620	456
	7,800,620	4,946,773

Notes to the Consolidated Financial Statements

For the year ended December 31, 2025

35. FINANCIAL ASSETS SOLD UNDER REPURCHASE AGREEMENTS (Continued)

(c) Transfer of financial assets

In daily operating activities, the Group entered into repurchase agreements with certain counterparties. As at December 31, 2025, there are debt securities measured at amortised cost, debt securities measured at FVTOCI and bills measured at amortised cost with carrying amount of approximately RMB7,560,614,000, RMB1,666,770,000 and nil respectively (2024: approximately RMB2,299,153,000, RMB642,305,000 and RMB2,191,194,000 respectively), are under these agreements measured at amortised cost. The proceeds from selling such debt securities totalling RMB8,646,278,000 as at December 31, 2025 (2024: approximately RMB4,946,317,000).

As stipulated in the repurchase agreements, there is no transfer of the legal ownership of these debt securities to the counterparties during the covered period. However, the Group is not allowed to sell or pledge these securities during the covered period unless both parties mutually agree with such arrangement. Accordingly, the Group has determined that it retains substantially all the risks and rewards of these debt securities and therefore has not derecognised from the consolidated financial statements but regarded as “collateral” for the secured lending from the counterparties.

36. DEPOSITS FROM CUSTOMERS

	2025 RMB'000	2024 RMB'000
Demand deposits		
– Corporate customers	57,940,608	58,136,743
– Individual customers	45,807,632	43,997,595
	103,748,240	102,134,338
Time deposits		
– Corporate customers	23,498,013	23,579,816
– Individual customers	191,779,772	179,848,900
	215,277,785	203,428,716
Pledged deposits		
– Acceptances	3,249,968	2,992,053
– Guarantees and letters of guarantees	191,362	370,176
– Others	2,717,643	2,649,570
	6,158,973	6,011,799
Others (Note (a))	3,718,963	2,942,336
Accrued interest	8,569,742	6,862,088
	337,473,703	321,379,277

Notes to the Consolidated Financial Statements

For the year ended December 31, 2025

36. DEPOSITS FROM CUSTOMERS (Continued)

Notes:

- (a) As at December 31, 2025, amounts of RMB3 billion (December 31, 2024: nil) represented the convertible negotiated deposit placed by the Department of Finance of Gansu Province.

The Department of Finance of Gansu Province has saved funds of negotiated raised from local government special bond into deposit accounts of the Department of Finance of Gansu Province or its designated entity in the Bank of Gansu Co., Ltd. The deposit can be converted into ordinary shares to replenish other tier-one capital of the Bank. The maturity of the deposit shall be set in accordance with the maturity requirements of the convertible negotiated deposit in batches. Among them, 3-year deposits of RMB0.6 billion, 4-year deposits of RMB0.6 billion, 5-year deposits of RMB0.6 billion, 6-year deposits of RMB0.6 billion and 7-year deposits of RMB0.6 billion. The interest is paid semiannually on the convertible negotiated deposit, and the interest rate shall match with the corresponding local government special bond issuance interest rate. The conversion for the convertible negotiated deposit into ordinary shares of the Bank shall satisfy the following conditions: (i) the core tier-one capital adequacy ratio of the Bank is lower than 5.125% (in accordance with the relevant laws and regulations, the core tier-one capital adequacy ratio should not be less than 7.5% and the Bank's core tier-one capital adequacy ratio as at June 30, 2025 is 10.65%); or (ii) the core tier-one capital adequacy ratio of the Bank is not lower than 5.125%, but non-viability trigger events occurred to the Bank as confirmed by the regulatory authorities. The class and number of the converted ordinary shares and the shareholding structure of the Bank shall satisfy the particular requirement of the Hong Kong Stock Exchange for the minimum public float, otherwise the conversion shall be terminated. When the conditions are met, the convertible negotiated deposit will be converted into ordinary shares periodically and included in the core tier-one capital.

Notes to the Consolidated Financial Statements

For the year ended December 31, 2025

37. ACCRUED STAFF COSTS

	2025 RMB'000	2024 RMB'000
Salary and bonus payable	239,691	223,748
Social pension schemes payable (Note (i))	6,895	6,667
Other social insurances payable	24,932	24,554
Supplementary retirement benefits ("SRB") payable (Note (ii))	13,590	15,940
Other long-term staff welfare payable (Note (iii))	1,180	1,480
	286,288	272,389

Notes:

- (i) Social pension schemes payable

Pursuant to the relevant laws and regulations in the PRC, the Group has joined a defined contribution plan for the employees arranged by local government labor and social security organisations. The Group makes contributions to the retirement plan at the applicable rates based on the amounts stipulated by the relevant government organisations. The contributions by the Group for the defined contribution plan above are charged to the statement of profit or loss as they become payable in accordance with the rules of the respective defined contribution plan. The only obligation of the Group with respect to such defined contribution plan is to make the specified contributions. During the year ended December 31, 2025 and 2024, there was no forfeited contributions under the defined contribution plan. Accordingly, no forfeited contribution was utilised during the year, and there was no forfeited contribution available as at December 31, 2025 and 2024 to reduce level of contributions.

- (ii) SRB payable:

The Group pays SRB for eligible employees. The amount represents the present value of the total estimated amount of future benefits that the Group is committed to pay for eligible employees at the end of the reporting year. The Group's obligations in respect of the SRB were assessed using projected unit credit actuarial cost method by an external independent actuary, Wills Towers Watson (a member of Society of Actuaries in America). There was no assets under the defined benefit plans as at December 31, 2025 and 2024.

The balances of SRB of the Group are as follows:

	2025 RMB'000	2024 RMB'000
Present value of SRB obligation	13,590	15,940

Movements of SRB of the Group are as follows:

	2025 RMB'000	2024 RMB'000
At the beginning of the year	15,940	16,530
Service cost (income), net	1,120	(890)
Interest cost	290	400
Actuarial (gains) losses	(1,320)	2,470
Payment made	(2,440)	(2,570)
At the end of the year	13,590	15,940

Notes to the Consolidated Financial Statements

For the year ended December 31, 2025

37. ACCRUED STAFF COSTS (Continued)

Notes: (Continued)

(ii) SRB payable: (Continued)

Principal actuarial assumptions of the Group are as follow:

	2025	2024
Discount rate	2.00%	2.00%
Mortality	CL5/CL6	CL5/CL6
Early retirement wage growth rate	6%	6%

Sensitivity analysis:

	Effect on SRB	
	2025	2024
	RMB'000	RMB'000
Discount rate (increase by 1%)	(3,070)	(3,130)
Discount rate (decrease by 1%)	4,730	4,820

Although the analysis does not take account of the full distribution of cash flows expected under the SRB, it does provide an approximation of the sensitivity of the assumptions shown.

(iii) Other long-term staff welfare payable

The Group pays compensation for termination benefits of eligible employees. The amount represents the present value of the total estimated amount of future benefits that the Group is committed to pay for eligible employees at the end of the reporting year. The Group's obligations in respect of other long-term staff welfare payable were assessed using projected unit credit actuarial cost method by an external independent actuary (a member of Society of Actuaries in America) of Wills Towers Watson. There was no assets under the defined benefit plans as at December 31, 2025 and 2024.

The balances of other long-term staff welfare payable of the Group are as follows:

	2025	2024
	RMB'000	RMB'000
Present value of other long-term staff welfare payable obligation	1,180	1,480

Movements of other long-term staff welfare payable of the Group are as follows:

	2025	2024
	RMB'000	RMB'000
At the beginning of the year	1,480	1,550
Service cost, net	10	360
Payment made	(310)	(430)
At the end of the year	1,180	1,480

Notes to the Consolidated Financial Statements

For the year ended December 31, 2025

37. ACCRUED STAFF COSTS (Continued)

Notes: (Continued)

(iii) Other long-term staff welfare payable (Continued)

Principal actuarial assumptions of the Group are as follow:

	2025	2024
Discount rate	1.25%	1.25%
Mortality	CL5/CL6	CL5/CL6
Early retirement wage growth rate	6%	6%

Sensitivity analysis:

	Effect on long-term staff welfare payable	
	2025	2024
	RMB'000	RMB'000
Discount rate (increase by 1%)	(10)	(30)
Discount rate (decrease by 1%)	20	30

Although the analysis does not take account of the full distribution of cash flows expected under other long-term staff welfare payable, it does provide an approximation of the sensitivity of the assumptions shown.

38. DEBT SECURITIES ISSUED

	2025	2024
	RMB'000	RMB'000
Interbank deposits (Note (i))	33,692,858	27,392,627

Notes:

(i) Interbank deposits

- (a) During the year ended December 31, 2025, the Bank issued a number of zero coupon interbank deposits with total nominal amount of RMB56,470,000,000 and duration between 3 months to 1 year. As at December 31, 2025, the outstanding balance of interbank deposits issued is approximately RMB33,692,858,000. The ranges of effective interest rates per annum on the Group's interbank deposits issued are 1.65% to 1.85%.
- (b) During the year ended December 31, 2024, the Bank issued a number of zero coupon interbank deposits with total nominal amount of RMB37,200,000,000 and duration between 3 months to 1 year. As at December 31, 2024, the outstanding balance of interbank deposits issued was approximately RMB27,392,627,000. The ranges of effective interest rates per annum on the Group's interbank deposits issued were 1.99% to 2.55%.

Notes to the Consolidated Financial Statements

For the year ended December 31, 2025

39. OTHER LIABILITIES

	2025 RMB'000	2024 RMB'000
Other payables and accrued expenses	553,373	664,909
Clearance of inter-bank accounts	125,215	207,844
Agency business liabilities	2,749	5,886
Dividend payable	23,533	23,548
Other tax payables	20,330	22,457
Fiscal deposits	–	20,721
Provision for bank acceptances and letters of guarantees (Note (i))	57,516	68,879
Others (Note (ii))	184,702	346,500
	967,418	1,360,744

Notes:

(i) Movements in provision for bank acceptances and letters of guarantees:

	Stage 1 12m ECL RMB'000	Stage 2 Lifetime ECL RMB'000	Stage 3 Lifetime ECL-credit- impaired RMB'000	Total RMB'000
Provision for bank acceptances and letters of guarantees at January 1, 2024	89,420	–	–	89,420
Changes in the provision for impairment losses				
– Credit to profit or loss	(20,541)	–	–	(20,541)
Provision for bank acceptances and letters of guarantees at December 31, 2024 and January 1, 2025	68,879	–	–	68,879
Changes in the provision for impairment losses				
– Credit to profit or loss	(11,363)	–	–	(11,363)
Provision for bank acceptances and letters of guarantees at December 31, 2025	57,516	–	–	57,516

(ii) As at December 31, 2025, amounts of approximately RMB143 million (2024: RMB325 million) represented the associated liability of the transfer of non-performing financial assets disclosed in Note 53.

Notes to the Consolidated Financial Statements

For the year ended December 31, 2025

40. SHARE CAPITAL

Share capital as at December 31, 2025 and 2024 are as follows:

	2025 RMB'000	2024 RMB'000
Registered, issued and fully paid ordinary shares of RMB1 each:		
– Ordinary shares	15,069,791	15,069,791

As at the end of reporting period, the Bank's issued shares (in thousands of shares) is as follows:

	2025	2024
Domestic shareholders	11,275,991	11,275,991
H shareholders	3,793,800	3,793,800
At end of the year	15,069,791	15,069,791

41. RESERVES

(a) Capital reserve

	2025 RMB'000	2024 RMB'000
Share premium	5,633,746	5,633,746
Shareholders' injection (Note)	324,647	324,359
Changes in ownership in a subsidiary without change in control	554	554
	5,958,947	5,958,659

Note:

The promoters of the additional shares issued during the Bank's restructuring injected the Bank's net proceeds received from the disposal of non-performing assets which were entrusted to be managed by the Bank. During the year, net proceed of approximately RMB288,000 (2024: approximately RMB1,957,000) were received as shareholders' injection. As at December 31, 2025, approximately RMB324,647,000 has been recorded as capital reserve (2024: approximately RMB324,359,000).

Notes to the Consolidated Financial Statements

For the year ended December 31, 2025

41. RESERVES (Continued)

(b) Surplus reserve

The surplus reserve at December 31, 2025 and 2024 represented statutory surplus reserve fund and other surplus reserve. The statutory surplus reserve fund of the Group as at December 31, 2025 were approximately RMB1,577,375,000 (2024: approximately RMB1,519,032,000). The other surplus reserve fund of the Group as at December 31, 2025 were approximately RMB505,074,000 (2024: approximately RMB447,246,000).

The Bank and its subsidiary are required to appropriate 10% of its net profit, after making good prior year's accumulated loss, to statutory surplus reserve fund until the reserve fund balance reaches 50% of its registered capital.

(c) General reserve

With effect from 1 July 2012, pursuant to the "Administrative Measures on Accrual of Provisions by Financial Institutions" issued by the MOF in March 2012, the Group is required, in principle, to set aside a general reserve not lower than 1.5% of the balance of its gross risk-bearing assets at each year end.

42. DIVIDENDS

Subsequent to the end of the reporting period, a final dividend of RMB1.18 per 10 shares in respect of the year ended December 31, 2025, in aggregate amount of RMB1,778,235,000, has been proposed by the directors of the Bank and is subject to approval by the shareholders in the forthcoming general meeting.

Notes to the Consolidated Financial Statements

For the year ended December 31, 2025

43. STRUCTURED ENTITIES

Unconsolidated structured entities

(i) Structured entities sponsored by third party institutions in which the Group holds an interest

The Group holds interests in certain structured entities sponsored by third party institutions through investments in the units issued by these structured entities. Such structured entities include trust fund plans, asset management plans and asset-back securities issued by bank and other financial institutions and investment funds.

The following table set out an analysis of the gross carrying amounts of interests held by the Group as at December 31, 2025 and 2024:

	As at December 31, 2025			
	Financial assets at FVTPL RMB'000	Financial assets at amortised cost RMB'000	Carrying amount RMB'000	Maximum exposure RMB'000
Trust plans	4,094,957	7,014,217	11,109,174	11,109,174
Asset management plans	2,412,375	3,501,500	5,913,875	5,913,875
Asset-backed securities issued by bank and other financial institutions	–	23,747	23,747	23,747
Investment funds	21,980,436	–	21,980,436	21,980,436
	28,487,768	10,539,464	39,027,232	39,027,232

	As at December 31, 2024			
	Financial assets at FVTPL RMB'000	Financial assets at amortised cost RMB'000	Carrying amount RMB'000	Maximum exposure RMB'000
Trust plans	4,108,693	12,455,158	16,563,851	16,563,851
Asset management plans	2,976,279	7,273,869	10,250,148	10,250,148
Asset-backed securities issued by bank and other financial institutions	–	23,867	23,867	23,867
Investment funds	20,938,600	–	20,938,600	20,938,600
	28,023,572	19,752,894	47,776,466	47,776,466

Notes to the Consolidated Financial Statements

For the year ended December 31, 2025

43. STRUCTURED ENTITIES (Continued)

Unconsolidated structured entities (Continued)

(ii) Structured entities sponsored by the Group which the Group do not consolidate but holds an interest in as at December 31, 2025 and 2024:

The types of unconsolidated structured entities sponsored by the Group include non-principal guaranteed wealth management products. The nature and purpose of these structured entities are to generate fees from managing assets on behalf of investors. These structured entities are financed through the issue of units to investors. Interest held by the Group includes investments in units issued by these structured entities and fees charged by providing management services. As at December 31, 2025 and 2024, the carrying amounts of the investments in the units issued by these structured entities and management fee receivables being recognised are not material in the consolidated statements of financial positions.

As at December 31, 2025, the amount of assets held by the unconsolidated non-principal guaranteed wealth management products, which are sponsored by the Group, are approximately RMB23,772,337,000 (2024: approximately RMB23,884,548,000).

(iii) Unconsolidated structured entities sponsored by the Group during the year in which the Group do not have an interest in as at December 31, 2025 and 2024:

During the year ended December 31, 2025, the aggregated amount of the non-principal guaranteed wealth management products sponsored and issued by the Group after January 1, 2025 but matured before December 31, 2025 amounted to RMB992,639,000.

During the year ended December 31, 2024, the aggregated amount of the non-principal guaranteed wealth management products sponsored and issued by the Group after January 1, 2024 but matured before December 31, 2024 amounted to RMB1,301,390,000.

44. CAPITAL MANAGEMENT

The Group's capital management includes capital adequacy ratio management, capital financing management and economic capital management, of which the primary focus is on capital adequacy ratio management. The Group calculates the capital adequacy ratio in accordance with guidelines issued by the NAFR. The capital of the Group is divided into core tier-one capital, other core tier-one capital and tier-two capital.

Capital adequacy ratio management is the key in capital management. The capital adequacy ratio reflects the soundness of the Group's operations and risk management capabilities. The main objective in capital adequacy ratio management is to set an optimal capital adequacy ratio that meets the regulatory requirements by benchmarking against the capital adequacy ratio level of leading peer banks with reference to its own business environment and conditions.

Notes to the Consolidated Financial Statements

For the year ended December 31, 2025

44. CAPITAL MANAGEMENT (Continued)

The Group considers its strategic development plans, business expansion plans and risk variables when conducting scenario analysis and stress testing and executing other measures to forecast, plan and manage its capital adequacy ratio.

Since January 1, 2013, the Group started computing its capital adequacy ratios in accordance with “Administrative Measures for the Capital of Commercial Banks (Provisional)” and other relevant regulations promulgated by the NAFR. The revised “Administrative Measures for the Capital of Commercial Banks” has been implemented since January 1, 2024.

During the year ended December 31, 2025, the NAFR requires commercial banks to meet the requirements of capital adequacy ratios by the end of the Reporting Period in accordance with “Administrative Measures for the Capital of Commercial Banks”. For non-systemically important banks, the minimum ratios for core tier-one capital adequacy ratio, tier-one capital adequacy ratio and capital adequacy ratio are 7.50%, 8.50% and 10.50% respectively.

The on-balance sheet risk-weighted assets are measured using different risk weights, which are determined according to the credit, market and other risks associated with each asset and counterparty, taking into account any eligible collaterals or guarantees. Similar treatment is adopted for off-balance sheet exposure, with adjustments made to reflect the more contingent nature of any potential losses. Market risk-weighted assets are calculated using the simplified standardised approach (for the year ended December 31, 2024: standardised approach). Operational risk-weighted assets are calculated using basic indicator approach.

The capital adequacy ratios and related components of the Group illustrated below are computed based on the Group’s statutory financial statements prepared in accordance with PRC GAAP. During the years ended December 31, 2025 and 2024 the Group has complied with all its externally imposed capital requirements.

The Group’s overall strategies towards the capital management remain unchanged from prior years.

Notes to the Consolidated Financial Statements

For the year ended December 31, 2025

44. CAPITAL MANAGEMENT (Continued)

The Group's capital adequacy ratios as at December 31, 2025 and 2024 calculated in accordance with "Administrative Measures for the Capital of Commercial Banks" and other relevant regulations promulgated by the NAFR are as follows:

	2025 RMB'000	2024 RMB'000
Total core tier-one capital		
Share capital	15,069,791	15,069,791
Qualifying portion of capital reserve	5,958,947	5,958,659
Defined benefit plan reserve	(4,300)	(5,290)
Investment revaluation reserve	53,859	108,580
Surplus reserve	2,082,449	1,966,278
General reserve	5,945,904	5,784,233
Retained earnings	5,221,067	4,910,812
Qualifying portions of non-controlling interests	33,939	28,874
Core tier-one capital deductions (Note)	(990,677)	(1,911,230)
Net core tier-one capital	33,370,979	31,910,707
Other tier-one capital	3,000,000	-
Eligible portion of non-controlling interests	4,525	3,850
Net tier-one capital	36,375,504	31,914,557
Tier-two capital		
Eligible portion of non-controlling interests	9,051	7,700
Net capital base	36,384,554	31,922,257
Total risk weighted assets	301,391,520	285,927,603
Core tier-one capital adequacy ratio	11.07%	11.16%
Tier-one capital adequacy ratio	12.07%	11.16%
Capital adequacy ratio	12.07%	11.16%

Note:

For the year ended December 31, 2025, core tier-one capital deductions primarily include computer software included in line item "property and equipment", intangible assets included in line item "other assets" and others.

For the year ended December 31, 2024, core tier-one capital deductions primarily include computer software included in line item "property and equipment", intangible assets included in line item "other assets" and others.

Notes to the Consolidated Financial Statements

For the year ended December 31, 2025

45. CASH AND CASH EQUIVALENTS

Cash and cash equivalents include the following balances with an original maturity of less than three months:

	2025 RMB'000	2024 RMB'000
Cash on hand (Note 17)	499,788	476,212
Deposits with the central bank (Note 17)	9,402,307	6,809,472
Deposits with banks (Note 18)	2,907,454	1,026,571
Placements with banks and other financial institutions (Note 19)	12,160,000	5,000,000
Financial assets held under resale agreements (Note 20)	2,604,440	8,988,410
Total	27,573,989	22,300,665

46. RELATED PARTIES RELATIONSHIPS AND TRANSACTIONS

(a) Related parties

(i) Major shareholders

Major shareholders include shareholders of the Bank with 5% or above shareholding, or with the right to appoint a director in the Bank.

Shareholding in the Bank:

	2025	2024
Gansu Province Highway Aviation Tourism Investment Group Co., Ltd.	17.63%	17.63%
Gansu State-owned Assets Investment Co., Ltd.	12.67%	12.67%
Gansu Financial Holding Group Co., Ltd.	8.29%	8.29%
Mengshang Bank Co., Ltd.	5.61%	5.61%
Jiuquan Iron & Steel (Group) Co., Ltd.	6.53%	6.53%
Jinchuan Group Co., Ltd.	6.53%	6.53%

(ii) Other related parties

Other related parties can be individuals or enterprises, which include members of the board of directors, the board of supervisors and senior management, and close family members of such individuals; entities (and their subsidiaries) controlled or jointly controlled by members of the board of directors, the board of supervisors and senior management, and close family members of such individuals; and entities controlled or jointly controlled by the major shareholders of the Bank as set out in Note 46(a)(i) or their controlling shareholders. Transactions with other related parties were entered into in the normal course of business, with pricing policies consistent with those transactions conducted with independent third parties.

Notes to the Consolidated Financial Statements

For the year ended December 31, 2025

46. RELATED PARTIES RELATIONSHIPS AND TRANSACTIONS

(Continued)

(b) Transactions with related parties other than key management personnel

(i) Transactions between the Bank and its subsidiary

The subsidiary of the Bank is its related party. The transactions between the Bank and its subsidiary and among the subsidiary are eliminated on consolidation and therefore are not disclosed in this note.

(ii) Transactions between the Group and major shareholders

	2025 RMB'000	2024 RMB'000
Transactions during the year		
Interest income	199,455	215,235
Interest expense	127,389	174,319
Consideration received for underperforming assets sold (Note 30(a))	15,300,000	-

	2025 RMB'000	2024 RMB'000
Balances at end of the year		
Loans and advances to customers	4,732,116	5,393,200
Deposits from customers	5,724,489	5,258,267
Financial assets at amortised cost	207,757	310,447

(iii) Transactions between the Group and other related parties:

	2025 RMB'000	2024 RMB'000
Transactions during the year		
Interest income	819,200	871,101
Interest expense	187,145	222,914

	2025 RMB'000	2024 RMB'000
Balances at end of the year		
Loans and advances to customers	26,200,216	26,400,706
Deposits from customers	13,092,768	10,165,458
Deposits from banks and other financial institutions	2,612	1,519
Other receivables	364,978	297,054
Financial assets at amortised cost	884,172	782,084

Notes to the Consolidated Financial Statements

For the year ended December 31, 2025

46. RELATED PARTIES RELATIONSHIPS AND TRANSACTIONS

(Continued)

(c) Key management personnel

The key management personnel are those people who have the authority and responsibility to plan, direct and control the activities of the Group, directly or indirectly, board of directors, the supervisory board and executive officers.

The remuneration of directors of the Company and key executives is determined by the remuneration committee having regard to the performance of individuals and market trends.

(i) Transactions between the Group and key management personnel

	2025 RMB'000	2024 RMB'000
Transactions during the year		
Interest income	16	24
Interest expense	149	141

	2025 RMB'000	2024 RMB'000
Balances at end of the year		
Loans and advances to customers	484	532
Deposits from customers	8,323	9,681

(ii) Key management personnel compensation

The aggregate compensation of key management personnel is listed as follows:

	2025 RMB'000	2024 RMB'000
Salaries and allowances	2,283	3,130
Retirement benefits scheme contributions	1,298	1,555
Discretionary bonuses	2,702	3,278
	6,283	7,963

(d) Loans and advances to directors, supervisors and officers

During the year ended December 31, 2025, there are loans and advances to directors, supervisors and officers of the Group amounting to approximately RMB483,000 (2024: RMB532,000).

Notes to the Consolidated Financial Statements

For the year ended December 31, 2025

47. SEGMENT REPORTING

The Group manages its business by business lines and geographical areas. Consistent with the way in which information is reported internally to the Group's most senior executive management for the purposes of resource allocation and performance assessment, the Group defines reporting segments based on the following operating segments:

Corporate banking

This segment represents the provision of a range of financial products and services to corporations and government agencies. These products and services include corporate loans and advances, deposit taking activities, agency services, consulting and advisory services, remittance and settlement services and guarantee services.

Retail banking

This segment represents the provision of a range of financial products and services to retail customers. These products and services include personal loans and deposit taking activities, bank card business, personal wealth management services and remittance services.

Financial market operations

This segment covers the Group's financial market operations. The financial market operations enters into inter-bank money market transactions, repurchases transactions and investments. It also trades in debt securities. The financial market segment also covers management of the Group's overall liquidity position, including the issuance of debts.

Others

These represent assets, liabilities, income and expenses which cannot directly attributable or cannot be allocated to a segment on a reasonable basis.

Measurement of segment assets and liabilities and of segment income, expenses and results is based on the Group's accounting policies.

Internal charges and transfer prices are determined with reference to market rates and have been reflected in the performance of each segment. Interest income and expense earned from third parties are referred to as "external net interest income/(expense)". Net interest income and expense arising from internal charges and transfer pricing adjustments are referred to as "internal net interest income/(expense)".

Segment income, expenses, assets and liabilities include items directly attributable to a segment as well as those that can be allocated on a reasonable basis, with the exception of deferred tax assets and liabilities and dividend payable. Segment income and expenses, assets and liabilities are determined before intra-group transactions are eliminated as part of the consolidation process. Segment capital expenditure is the total cost incurred during the reporting period to acquire property and equipment and intangible assets.

Notes to the Consolidated Financial Statements

For the year ended December 31, 2025

47. SEGMENT REPORTING (Continued)

(a) Segment results, assets and liabilities

	Year ended December 31, 2025				
	Corporate banking RMB'000	Retail banking RMB'000	Financial market operations RMB'000	Others RMB'000	Total RMB'000
Operating income					
External net interest income/ (expense)	5,152,338	(2,957,672)	2,218,457	-	4,413,123
Internal net interest (expense)/ income	(3,224,219)	4,617,814	(1,393,595)	-	-
Net interest income	1,928,119	1,660,142	824,862	-	4,413,123
Net fee and commission income	212,441	136,664	18,255	80,484	447,844
Net trading gains	-	-	344,358	-	344,358
Net gains arising from investment securities	-	-	189,560	-	189,560
Net exchange gains	-	-	-	(18,898)	(18,898)
Other operating income, net	-	-	-	44,678	44,678
Operating income	2,140,560	1,796,806	1,377,035	106,264	5,420,665
Operating expenses	(930,213)	(780,829)	(598,412)	(46,178)	(2,355,632)
Impairment losses on assets, net of reversals	(1,976,534)	(389,842)	(208,820)	(55,497)	(2,630,693)
Operating (loss)/profit	(766,187)	626,135	569,803	4,589	434,340
Share of result of an associate	-	-	-	(402)	(402)
(Loss)/profit before tax	(766,187)	626,135	569,803	4,187	433,938
Segment assets	172,154,810	58,742,962	201,232,421	1,275,021	433,405,214
Deferred tax assets	-	-	-	2,490,725	2,490,725
Total assets	172,154,810	58,742,962	201,232,421	3,765,746	435,895,939
Segment liabilities	88,265,292	246,258,629	62,893,021	4,059,658	401,476,600
Deferred tax liabilities	-	-	-	20,467	20,467
Dividend payable	-	-	-	23,553	23,553
Total liabilities	88,265,292	246,258,629	62,893,021	4,103,658	401,520,600
Other segment information					
- Depreciation and amortisation	154,559	129,738	99,429	7,673	391,399
- Capital expenditure	54,430	45,690	35,015	2,702	137,837

Notes to the Consolidated Financial Statements

For the year ended December 31, 2025

47. SEGMENT REPORTING (Continued)

(a) Segment results, assets and liabilities (Continued)

	Year ended December 31, 2024				
	Corporate banking RMB'000	Retail banking RMB'000	Financial market operations RMB'000	Others RMB'000	Total RMB'000
Operating income					
External net interest income/ (expense)	5,154,909	(3,075,182)	2,556,572	–	4,636,299
Internal net interest (expense)/ income	(3,446,242)	4,940,322	(1,494,080)	–	–
Net interest income	1,708,667	1,865,140	1,062,492	–	4,636,299
Net fee and commission income	224,804	116,385	16,543	42,383	400,115
Net trading gains	–	–	828,869	–	828,869
Net gains arising from investment securities	–	–	41,218	–	41,218
Net exchange gains	–	–	–	38,421	38,421
Other operating income, net	–	–	–	9,036	9,036
Operating income	1,933,471	1,981,525	1,949,122	89,840	5,953,958
Operating expenses	(771,806)	(790,988)	(777,920)	(35,862)	(2,376,576)
Impairment losses on assets, net of reversals	(1,609,995)	(388,939)	(968,031)	(134,604)	(3,101,569)
Operating (loss)/profit	(448,330)	801,598	203,171	(80,626)	475,813
Share of result of an associate	–	–	–	(12)	(12)
(Loss)/profit before tax	(448,330)	801,598	203,171	(80,638)	475,801
Segment assets	165,349,015	55,625,361	190,364,556	1,048,325	412,387,257
Deferred tax assets	–	–	–	2,320,313	2,320,313
Total assets	165,349,015	55,625,361	190,364,556	3,368,638	414,707,570
Segment liabilities	88,871,965	230,880,034	58,082,809	2,972,515	380,807,323
Deferred tax liabilities	–	–	–	38,783	38,783
Dividend payable	–	–	–	23,548	23,548
Total liabilities	88,871,965	230,880,034	58,082,809	3,034,846	380,869,654
Other segment information					
– Depreciation and amortisation	164,130	55,215	188,961	3,343	411,649
– Capital expenditure	86,572	29,124	99,670	1,764	217,130

Notes to the Consolidated Financial Statements

For the year ended December 31, 2025

47. SEGMENT REPORTING (Continued)

(b) Geographical information

No geographical information is presented as most of the Group's operations are conducted in Gansu Province of the PRC and all non-current assets are located in the PRC and therefore revenue is derived from activities in Gansu Province of the PRC.

(c) Information about major customers

During the years ended December 31, 2025 and 2024, no operating income from a customer contributes over 10% of the total operating income of the Group.

48. FINANCIAL RISK MANAGEMENT

The Group has exposure to the following risks from its use of financial instruments: credit risk, market risk, liquidity risk and operational risk.

This note presents information about the Group's exposure to each of the above risks and their sources, and the Group's objectives, policies and procedures for measuring and managing these risks.

The Group's risk management policies were established to identify and analyse the risks to which the Group is exposed, to set appropriate risk limits, and to design relevant internal control policies and systems for monitoring risks and adhering to risk limits. Risk management policies and relevant internal control systems are reviewed regularly to reflect changes in market conditions and the Group's activities. The Internal Audit Department of the Group undertakes both regular and ad hoc reviews of the compliance of internal control implementation with risk management policies.

(a) Credit risk

Credit risk represents the potential loss that may arise from the failure of a debtor or counterparty to meet its contractual obligation or commitment to the Group. It arises primarily from credit and bond investment portfolios.

As at December 31, 2025 and 2024, the Group monitors all financial assets that are subject to impairment requirements to assess whether there has been a significant increase in credit risk since initial recognition. If there has been a significant increase in credit risk, the Group will measure the loss allowance based on lifetime ECL rather than 12-month ECL.

Loans and advances to customers and financial assets at amortised cost

The Group has applied the general approach in IFRS 9 to measure ECL. The Group has assessed whether there has been a significant increase in credit risk since initial recognition. If there has been a significant increase in credit risk, the Group will measure the loss allowance based on lifetime rather than 12-month ECL.

Debt instruments at FVTOCI

The Group has applied the general approach in IFRS 9 to measure ECL. A substantial proportion of investment securities measured at FVTOCI is at Stage 1 of which the loss allowance is measured at 12-month ECL.

Deposits with banks

The Group has applied the general approach in IFRS 9 to measure ECL. A substantial proportion of deposits with banks is at Stage 1 of which the loss allowance is measured at 12-month ECL.

Notes to the Consolidated Financial Statements

For the year ended December 31, 2025

48. FINANCIAL RISK MANAGEMENT (Continued)

(a) Credit risk (Continued)

Deposits with the central bank

The Group has applied the general approach in IFRS 9 to measure ECL. A substantial proportion of deposits with central banks is at Stage 1 of which the loss allowance is measured at 12-month ECL.

Financial assets held under resale agreements

The Group has applied the general approach in IFRS 9 to measure ECL. A substantial proportion of financial assets held under resale agreements is at Stage 1 of which the loss allowance is measured at 12-month ECL.

Placements with banks and other financial institutions

The Group has applied the general approach in IFRS 9 to measure ECL. A substantial proportion of placements with banks and other financial institutions is at Stage 1 of which the loss allowance is measured at 12-month ECL.

Credit commitments

The Group has applied the general approach in IFRS 9 to measure ECL. A substantial proportion of credit commitments is at Stage 1 of which the loss allowance is measured at 12-month ECL.

Other financial assets

The Group has applied the general approach in IFRS 9 to measure ECL. A substantial proportion of other financial assets is at Stage 1 of which the loss allowance is measured at 12-month ECL.

The Group considers the probability of default upon initial recognition of asset and whether there has been a significant increase in credit risk on an ongoing basis throughout the reporting period. To assess whether there is a significant increase in credit risk the Group compares the risk of a default occurring on the asset as at the reporting date with the risk of default as at the date of initial recognition. It considers available reasonable and supportive forward-looking information. Especially the following indicators are incorporated:

- internal credit rating
- external credit rating
- actual or expected significant adverse changes in business, financial or economic conditions that are expected to cause a significant change to the borrower's ability to meet its obligations
- actual or expected significant changes in the operating results of the borrower
- significant changes in the value of the collateral supporting the obligation or in the quality of third party guarantees or credit enhancements
- significant increase in credit risk on other financial instruments of the borrower
- significant changes in the expected performance and behaviour of the borrower, including changes in the payment status of borrowers in the Group and changes in the operating results of the borrower.

Notes to the Consolidated Financial Statements

For the year ended December 31, 2025

48. FINANCIAL RISK MANAGEMENT (Continued)

(a) Credit risk (Continued)

Other financial assets (Continued)

In order to minimise credit risk, the Group has tasked to develop and maintain the Group's credit risk grading to categorise exposures according to their degree of risk of default. The credit grading information is based on a range of data provided by the major rating agencies that is determined to be predictive of the risk of default and applying experienced credit judgment. The nature of the exposure and the type of counterparty are taken into account in the analysis. Credit risk grades are defined using qualitative and quantitative factors that are indicative of risk of default.

The five categories classifications in which the Group classifies major financial assets, including loans and advances to customers at amortised cost and trust beneficiary rights and asset management plans measured at amortised cost are set out below:

Category	Description	Basis for recognising ECL
Normal	Borrowers can honour the terms of their loans. There is no reason to doubt their ability to repay principal and interest in full on a timely basis.	12-month ECL Lifetime ECL – not credit-impaired (Only if more than 30 days past due)
Special mention	Borrowers are able to repay their loans currently, although repayment may be adversely affected by specific factors.	12-month ECL Lifetime ECL – not credit-impaired (Only if more than 30 days past due) Lifetime ECL – credit-impaired (Only if more than 90 days past due)
Substandard	Borrowers' ability to repay their loans is in question and they cannot rely entirely on normal operational revenues to repay principal and interest. Losses may ensue even when collateral or guarantees are invoked.	Lifetime ECL – credit-impaired
Doubtful	Borrowers cannot repay principal and interest in full and significant losses will need to be recognised even when collateral or guarantees are invoked.	Lifetime ECL – credit-impaired
Loss	Only a small portion or none of the principal and interest can be recovered after taking all possible measures and exhausting all legal remedies.	Lifetime ECL – credit-impaired

The internal credit risk grades are designed and calibrated to reflect the risk of default as credit risk deteriorates. As the credit risk increases, the difference in risk of default between grades changes. Each exposure is allocated to a credit's risk grade at initial recognition, based on the available information about the counterparty. All exposures are monitored and the credit risk grade is updated to reflect current information. The Group uses credit risk grades as a primary input into the determination of the term structure of the probability of default ("PD") for exposures. The Group uses different criteria to determine whether credit risk has increased significantly per portfolio of assets. The criteria used are both quantitative changes in PDs as well as qualitative information that are indicative of risk of default.

Notes to the Consolidated Financial Statements

For the year ended December 31, 2025

48. FINANCIAL RISK MANAGEMENT (Continued)

(a) Credit risk (Continued)

Other financial assets (Continued)

The carrying amount of the Group's financial assets at FVTPL as disclosed in Note 23 best represents their respective maximum exposure to credit risk. The Group holds no collateral over any of these balances.

Credit business

The board of directors is responsible for setting the Group's risk management strategy and the overall risk tolerance level. The board also monitors the Group's risk management process and regularly assesses the Group's risk position and risk management strategies. The board gives advice on internal controls relating to risk management. The Group established a credit risk management structure which includes the president, chief officers and the risk management committee of the head office, persons-in-charge and risk officers of branches and sub-branches, credit approval committees or groups and the risk management, business, marketing and internal audit departments. The Risk Management Department is responsible for implementing the Group's overall risk management system. Besides risk monitoring and control, the Risk Management Department is also responsible for formulating risk management policies and authorisation proposals for credit business. Legal and Compliance Department is responsible for formulating the authorisation proposals for credit business. To ensure the independence of credit approval, the Credit Approval Department is independent from customer relationship and product management departments. Front office departments such as the Corporate Business Department carry out credit businesses according to the Group's risk management policies and procedures.

The Group continuously improves the internal control mechanism and strengthens the management of the credit business. The Group has established comprehensive assessment and inquiry mechanisms, assigning the credit management accountability to the relevant departments and individuals.

For corporate and institutional businesses, the Group has established industry-specific limits for credit approval. It has put in place continuous monitoring mechanism, with regular reporting of credit exposures to the board. The Group's credit risk management covers key operational phases, including pre-lending evaluations, credit approval, and post-lending monitoring. With respect to pre-lending evaluations, the Group assesses customer credit ratings and performs integrated analysis on the risk and return of the loan. In the credit approval phase, all credit applications are approved by designated credit officers. During the post-lending monitoring, the Group continually monitors outstanding loans and other credit related businesses. Any adverse events that may significantly affect a borrower's repayment ability are reported immediately, and actions are taken to mitigate the risks. Customer relationship managers and risk managers work independently to manage the key risk points throughout the process of credit business.

Notes to the Consolidated Financial Statements

For the year ended December 31, 2025

48. FINANCIAL RISK MANAGEMENT (Continued)

(a) Credit risk (Continued)

Credit business (Continued)

For personal credit operation business, credit assessment of applicants is used as the basis for loan approval. In the credit assessment, customer relationship managers are required to assess the income level, credit history, and repayment ability of the applicant. The customer relationship managers then forward the application and their recommendations to the loan-approval departments for further approval. The Group monitors borrowers' repayment ability, the status of collateral and any changes to their value during the post-lending phase. Once a loan becomes overdue, the Group starts the recovery process according to overdue loan recovery procedures.

The Group adopts a loan risk classification approach to manage its loan portfolio risk. Loans are generally classified as normal, special mention, substandard, doubtful and loss according to their levels of risk. Substandard, doubtful and loss loans are considered to be impaired loans and advances. They are classified as such when one or more events demonstrate that there is objective evidence of a loss event. The impairment loss is assessed collectively or individually as appropriate.

Credit rating

The Group adopts a credit rating approach in managing the credit risk of the debt securities portfolio. Debt securities are rated with reference to major rating agencies where the issuers of the securities are located. The carrying amounts of debt securities investments analysed by the rating agency designations as at December 31, 2025 and 2024 are as follows:

	2025 RMB'000	2024 RMB'000
Neither overdue nor impaired		
Ratings		
– AAA- to AAA+	60,399,094	30,115,075
– AA- to AA+	11,046,132	7,834,547
– Unrated (Note)	34,663,454	52,974,341
	106,108,680	90,923,963

Notes to the Consolidated Financial Statements

For the year ended December 31, 2025

48. FINANCIAL RISK MANAGEMENT (Continued)

(a) Credit risk (Continued)

Credit rating (Continued)

The following tables represent an analysis of the carrying value of debt securities by credit or issuer rating and credit risk characteristic:

	As at December 31, 2025			Total RMB'000
	Stage 1 RMB'000	Stage 2 RMB'000	Stage 3 RMB'000	
Ratings				
– AAA- to AAA+	60,407,416	–	–	60,407,416
– AA- to AA+	11,048,988	–	–	11,048,988
– Unrated (Note)	34,664,057	–	–	34,664,057
	106,120,461	–	–	106,120,461
Provision for impairment loss	(11,781)	–	–	(11,781)
	106,108,680	–	–	106,108,680

	As at December 31, 2024			Total RMB'000
	Stage 1 RMB'000	Stage 2 RMB'000	Stage 3 RMB'000	
Ratings				
– AAA- to AAA+	30,121,337	–	–	30,121,337
– AA- to AA+	7,840,012	–	–	7,840,012
– Unrated (Note)	51,147,023	–	1,971,424	53,118,447
	89,108,372	–	1,971,424	91,079,796
Provision for impairment loss	(11,889)	–	(143,944)	(155,833)
	89,096,483	–	1,827,480	90,923,963

Note: Debt securities held by the Group mainly issued by the Chinese Mainland government and policy banks and corporations issuers in the market, but not rated by independent rating agencies.

Notes to the Consolidated Financial Statements

For the year ended December 31, 2025

48. FINANCIAL RISK MANAGEMENT (Continued)

(b) Market risk

Market risk is the risk of loss, in respect of the Group's activities, arising from adverse movements in market rates including interest rates, foreign exchange rates, commodity prices, stock prices and other prices.

The board of directors is ultimately responsible for monitoring the Group's market risk to ensure that the Group has effectively identified, measured and monitored all types of market risk. The Risk Management Committee monitors the market risk management process within the scope authorised by the board of directors, which include review and approval of market risk management strategies, policies and procedures. The Group is primarily exposed to market risk in its financial market operations. The board assumes ultimate responsibility for management of market risk. The senior management implements market risk management strategies and policies as approved by the board of the Bank. The Group's business departments implement market risk management measures in their daily operations.

Sensitivity analysis is a technique which assesses the sensitivity of the Group's overall risk profile and its risk profile for each period with reference to the interest rate risks for different maturities.

Scenario analysis is a multi-factor analysis method which assesses the impact of multiple factors interacting simultaneously, taking into consideration of the probabilities of various scenarios.

Foreign currency gap analysis is a technique which estimates the impact of foreign exchange rate movements on the Group's current profit or loss. The foreign currency gap mainly arises from the currency mismatch in the Group's on/off-balance sheet items.

Sensitivity gap analysis is a technique which estimates the impact of interest rate movements on the Group's current profit or loss. It is used to work out the gap between future cash inflows and outflows by categorising each of the Group's interest-bearing assets and interest-taking liabilities into different periods based on repricing dates.

The results of stress testing are assessed against a set of forward-looking scenarios using stress moves in market variables. The results are used to estimate the impact on profit or loss.

Effective duration analysis is a technique which estimates the impact of interest rate movements by giving a weight to each period's exposure according to its sensitivity, calculating the weighted exposure, and summarising all periods' weighted exposures to estimate the non-linear impact of a change in interest rates on the Group's economic value.

Notes to the Consolidated Financial Statements

For the year ended December 31, 2025

48. FINANCIAL RISK MANAGEMENT (Continued)

(b) Market risk (Continued)

Interest rate risk

The Group is primarily exposed to interest rate risk arising from repricing risk in its commercial banking business and the risk of treasury position.

Repricing risk

Repricing risk, which is also known as “maturity mismatch risk”, is the most common form of interest rate risk. It is caused by the differences in timing between the maturities (related to fixed interest instruments) or repricing (related to floating interest instruments) of assets, liabilities and off-balance sheet items. The mismatch of repricing timing causes the Group’s income or its inherent economic value to vary with the movement in interest rates.

The planning and finance department is responsible for measuring, monitoring and managing interest rate risk. The Group regularly performs assessment on the interest rate repricing gap between the assets and liabilities that are sensitive to changes in interest rates and sensitivity analysis on the net interest income as a result of changes in interest rates. The primary objective of interest rate risk management is to minimise potential adverse effects on its net interest income or its inherent economic value caused by interest rate volatility.

Trading interest rate risk

Trading interest rate risk mainly arises from the treasury’s investment portfolios. Interest rate risk is monitored using the effective duration analysis method. The Group employs other supplementary methods to measure its interest rate sensitivity, which is expressed as changes in the investment portfolios’ fair value given a 100 basis points (1%) movement in the interest rates.

Notes to the Consolidated Financial Statements

For the year ended December 31, 2025

48. FINANCIAL RISK MANAGEMENT (Continued)

(b) Market risk (Continued)

Interest rate risk (Continued)

Trading interest rate risk (Continued)

(i) The following tables indicate the assets and liabilities as at December 31, 2025 and 2024 by the expected next repricing dates or by maturity dates, depending on which is earlier:

	At December 31, 2025					
	Total RMB'000	Non-interest bearing RMB'000	Less than three months RMB'000	Between three months and one year RMB'000	Between one year and five years RMB'000	More than five years RMB'000
Assets						
Cash and deposits with the central bank	26,296,855	507,895	25,788,960	-	-	-
Deposits with banks	2,910,262	2,351	2,907,911	-	-	-
Placements with banks and other financial institutions	12,183,758	26,499	12,157,259	-	-	-
Financial assets held under resale agreements	2,604,371	240	2,604,131	-	-	-
Loans and advances to customers	223,962,628	7,970,286	90,610,917	39,876,066	52,809,911	32,695,448
Investments (Note)	145,773,526	29,466,628	24,173,657	23,845,979	22,020,386	46,266,876
Others	22,164,539	14,864,539	-	730,000	6,570,000	-
	435,895,939	52,838,438	158,242,835	62,452,045	81,400,297	78,962,324
Liabilities						
Borrowings from the central bank	8,726,555	12,450	3,034,774	5,679,331	-	-
Deposits from banks and other financial institutions	10,282,191	71,189	2,223,002	7,988,000	-	-
Placements from banks	2,012,835	5,427	-	1,984,400	23,008	-
Financial assets sold under repurchase agreements	7,800,620	620	7,800,000	-	-	-
Deposits from customers	337,473,703	8,569,742	152,803,989	83,578,645	91,258,690	1,262,637
Debt securities issued	33,692,858	-	6,544,930	27,147,928	-	-
Others	1,531,838	1,274,547	-	106,751	136,539	14,001
	401,520,600	9,933,975	172,406,695	126,485,055	91,418,237	1,276,638
Asset-liability gap	34,375,339	42,904,463	(14,163,860)	(62,033,010)	(10,017,940)	77,685,686

Notes to the Consolidated Financial Statements

For the year ended December 31, 2025

48. FINANCIAL RISK MANAGEMENT (Continued)

(b) Market risk (Continued)

Interest rate risk (Continued)

Trading interest rate risk (Continued)

(i) *The following tables indicate the assets and liabilities as at December 31, 2025 and 2024 by the expected next repricing dates or by maturity dates, depending on which is earlier: (Continued)*

	At December 31, 2024					
	Total RMB'000	Non-interest bearing RMB'000	Less than three months RMB'000	Between three months and one year RMB'000	Between one year and five years RMB'000	More than five years RMB'000
Assets						
Cash and deposits with the central bank	23,171,617	483,298	22,688,319	-	-	-
Deposits with banks	1,028,720	2,201	1,026,519	-	-	-
Placements with banks and other financial institutions	5,001,750	4,491	4,997,259	-	-	-
Financial assets held under resale agreements	8,989,174	764	8,988,410	-	-	-
Loans and advances to customers	225,595,610	9,971,267	81,115,630	40,716,246	61,792,033	32,000,434
Investments (Note)	137,451,317	23,767,625	25,767,602	24,842,989	30,955,658	32,117,443
Others	13,469,382	13,469,382	-	-	-	-
	414,707,570	47,699,028	144,583,739	65,559,235	92,747,691	64,117,877
Liabilities						
Borrowings from the central bank	8,404,837	16,535	3,030,430	5,357,872	-	-
Deposits from banks and other financial institutions	15,708,625	106,865	5,251,760	10,350,000	-	-
Placements from banks	975,230	-	-	975,230	-	-
Financial assets sold under repurchase agreements	4,946,773	456	4,946,317	-	-	-
Deposits from customers	321,379,277	6,862,088	142,893,168	57,821,942	113,802,079	-
Debt securities issued	27,392,627	-	6,566,657	20,825,970	-	-
Others	2,062,285	1,776,944	-	98,042	168,784	18,515
	380,869,654	8,762,888	162,688,332	95,429,056	113,970,863	18,515
Asset-liability gap	33,837,916	38,936,140	(18,104,593)	(29,869,821)	(21,223,172)	64,099,362

Note:

Investments include financial assets at amortised cost, financial assets at fair value through profit or loss and financial assets at fair value through other comprehensive income.

Notes to the Consolidated Financial Statements

For the year ended December 31, 2025

48. FINANCIAL RISK MANAGEMENT (Continued)

(b) Market risk (Continued)

Interest rate risk (Continued)

Trading interest rate risk (Continued)

(ii) Interest rate sensitivity analysis

The Group uses sensitivity analysis to measure the impact of changes in interest rate on the Group's net profit or loss and equity.

The following tables demonstrate the sensitivity as at December 31, 2025 and 2024, assuming other variables remain unchanged, an increase in estimated interest rate, of the Group's net profit and equity.

	Effect on net profit	
	2025	2024
	RMB'000	RMB'000
Change in basis points		
Increase 100 basis points	(353,754)	(268,790)
Decrease 100 basis points	353,754	268,790

	Effect on equity	
	2025	2024
	RMB'000	RMB'000
Change in basis points		
Increase 100 basis points	(327,453)	(7,144,667)
Decrease 100 basis points	355,972	6,346,222

Notes to the Consolidated Financial Statements

For the year ended December 31, 2025

48. FINANCIAL RISK MANAGEMENT (Continued)

(b) Market risk (Continued)

Interest rate risk (Continued)

Trading interest rate risk (Continued)

(ii) Interest rate sensitivity analysis (Continued)

The sensitivity analysis above is based on a static interest rate risk profile of the Group's assets and liabilities. This analysis measures only the impact of changes in interest rates within one year, showing how annualised net profit or loss and equity would have been affected by repricing of the Group's assets and liabilities within the one-year period. The sensitivity analysis is based on the following assumptions:

- Interest rate movements at December 31, 2025 and 2024 apply to non-derivative financial instruments of the Group.
- At December 31, 2025 and 2024, an interest rate movement of 100 basis points is based on the assumption of interest rates movement over the next 12 months.
- There is a parallel shift in the yield curve with the changes in interest rates.
- There are no other changes to the assets and liabilities portfolio.
- Other variables (including exchange rates) remain unchanged; and
- The analysis does not take into account the effect of risk management measures taken by the management.

Due to the adoption of the aforementioned assumptions, the actual changes in the Group's net profit or loss and equity caused by an increase or decrease in interest rates might vary from the estimated results of this sensitivity analysis.

Foreign currency risk

The Group's foreign currency risk mainly arises from exchange rate fluctuation on its foreign exchange exposures. The Group manages foreign currency risk by matching its foreign currency denominated assets with corresponding liabilities in the same currencies and monitoring its foreign currency exposures on daily basis.

Notes to the Consolidated Financial Statements

For the year ended December 31, 2025

48. FINANCIAL RISK MANAGEMENT (Continued)

(b) Market risk (Continued)

Foreign currency risk (Continued)

The Group's currency exposures as at December 31, 2025 and 2024 are as follows:

	RMB'000	At December 31, 2025		Total (RMB'000 equivalent)
		USD (RMB'000 equivalent)	Others (RMB'000 equivalent)	
Assets				
Cash and deposits with the central bank	26,296,643	178	34	26,296,855
Deposits with banks	2,604,269	245,517	60,476	2,910,262
Placements with banks and other financial institutions	12,183,758	–	–	12,183,758
Financial assets held under resale agreements	2,604,371	–	–	2,604,371
Financial assets at fair value through profit or loss	33,907,996	–	–	33,907,996
Loans and advances to customers	223,962,628	–	–	223,962,628
Financial assets at fair value through other comprehensive income	29,500,507	–	–	29,500,507
Financial assets at amortised cost	82,365,023	–	–	82,365,023
Others	22,164,539	–	–	22,164,539
	435,589,734	245,695	60,510	435,895,939
Liabilities				
Borrowings from the central bank	8,726,555	–	–	8,726,555
Deposits from banks and other financial institutions	10,224,890	–	57,301	10,282,191
Placements from banks	1,989,827	–	23,008	2,012,835
Financial assets sold under repurchase agreements	7,800,620	–	–	7,800,620
Deposits from customers	337,467,888	5,813	2	337,473,703
Debt securities issued	33,692,858	–	–	33,692,858
Others	1,531,838	–	–	1,531,838
	401,434,476	5,813	80,311	401,520,600
Net position	34,155,258	239,882	(19,801)	34,375,339
Off-balance sheet credit commitments	24,282,779	80,310	–	24,363,089

Notes to the Consolidated Financial Statements

For the year ended December 31, 2025

48. FINANCIAL RISK MANAGEMENT (Continued)

(b) Market risk (Continued)

Foreign currency risk (Continued)

The Group's currency exposures as at December 31, 2025 and 2024 are as follows: (Continued)

	RMB'000	At December 31, 2024		
		USD (RMB'000 equivalent)	Others (RMB'000 equivalent)	Total (RMB'000 equivalent)
Assets				
Cash and deposits with the central bank	23,171,545	46	26	23,171,617
Deposits with banks	874,473	98,678	55,569	1,028,720
Placements with banks and other financial institutions	5,001,750	–	–	5,001,750
Financial assets held under resale agreements	8,989,174	–	–	8,989,174
Financial assets at fair value through profit or loss	28,534,813	–	–	28,534,813
Loans and advances to customers	225,595,610	–	–	225,595,610
Financial assets at fair value through other comprehensive income	7,508,524	–	–	7,508,524
Financial assets at amortised cost	99,580,500	1,677,909	149,571	101,407,980
Others	13,469,382	–	–	13,469,382
	412,725,771	1,776,633	205,166	414,707,570
Liabilities				
Borrowings from the central bank	8,404,837	–	–	8,404,837
Deposits from banks and other financial institutions	15,656,263	–	52,362	15,708,625
Placements from banks	950,000	–	25,230	975,230
Financial assets sold under repurchase agreements	4,946,773	–	–	4,946,773
Deposits from customers	321,374,793	4,482	2	321,379,277
Debt securities issued	27,392,627	–	–	27,392,627
Others	2,062,285	–	–	2,062,285
	380,787,578	4,482	77,594	380,869,654
Net position	31,938,193	1,772,151	127,572	33,837,916
Off-balance sheet credit commitments	21,276,894	796,815	–	22,073,709

Notes to the Consolidated Financial Statements

For the year ended December 31, 2025

48. FINANCIAL RISK MANAGEMENT (Continued)

(b) Market risk (Continued)

Foreign currency risk (Continued)

The table below indicates the potential effect of 100 basis points appreciation or depreciation of RMB spot and forward exchange rates against all other currencies on net profit based on the assumption of foreign currency exchange rate movements over the next 12 months.

	Effect on net profit	
	2025	2024
	RMB'000	RMB'000
Change in basis points		
Increase 100 basis points	1,651	14,248
Decrease 100 basis points	(1,651)	(14,248)

The impact on net profit arises from the effects of movement in RMB exchange rate on the net positions of foreign currency monetary assets and monetary liabilities. Changes in foreign currency exchange rate will not affect other comprehensive income.

The effect on net profit is calculated based on the assumption that the Group's net foreign currency exposure at the end of each reporting period remains unchanged. The Group mitigates its foreign currency risk through active management of its foreign currency exposures, based on the management expectation of future foreign currency movements, and therefore the above sensitivity analysis may differ from the actual situation.

Notes to the Consolidated Financial Statements

For the year ended December 31, 2025

48. FINANCIAL RISK MANAGEMENT (Continued)

(c) Liquidity risk

Liquidity risk is the risk that a commercial bank is unable to obtain funds on a timely basis or obtain funds at a reasonable cost to sustain its asset business or meet repayment obligations. This risk exists even if a bank's solvency remains strong. In accordance with liquidity policies, the Group monitors the future cash flows and maintains an appropriate level of highly liquid assets.

The Asset and Liability Management Committee ("ALMC") is responsible for managing the Group's overall liquidity risk. The ALMC is responsible for the formulation of the liquidity policies in accordance with regulatory requirements and prudential principles. Such policies include:

- Maintaining liquidity at a stable and sufficient level; establishing integrated liquidity risk management system; ensuring the meeting on a timely basis of liquidity requirements and the payment of assets, liabilities, and off-balance sheet business, whether under a normal operating environment or a state of stress; balancing the effectiveness and security of funds in an efficient manner; and
- Making timely and reasonable adjustments to capital structure and scale in response to market changes and business developments; pursuing profit maximisation and cost minimisation to a modest extent while ensuring appropriate liquidity; achieving the integration of the security, liquidity, and effectiveness of the Bank's funds.

The planning and finance department is responsible for the development of liquidity risk management strategies, policies, procedures and limits, and routine supervision and monitoring of liquidity risks. It establishes and implements internal control systems relating to liquidity risk management, such as Liquidity Risk Management Measures (流動性風險管理辦法) and Contingency Plan for Liquidity Risks (流動性風險應急預案). The planning and finance department is also responsible for setting annual liquidity management objectives and liquidity management profile plans. It also monitors and adjusts these plans on a quarterly basis in order to maintain a reasonable assets and liabilities structure.

A substantial portion of the Group's assets are funded by deposits from customers. These deposits from customers, which have been growing in recent years, are widely diversified in terms of type and duration and represent a stable source of funds.

The Group principally uses liquidity gap analysis to measure liquidity risk. Scenario analysis and stress testing are also adopted to assess the impact of liquidity risk.

Notes to the Consolidated Financial Statements

For the year ended December 31, 2025

48. FINANCIAL RISK MANAGEMENT (Continued)

(c) Liquidity Risk (Continued)

The following tables provide an analysis of assets and liabilities of the Group into relevant maturity groupings based on the remaining periods to repayment at December 31, 2025 and 2024:

	At December 31, 2025							Total RMB'000
	Indefinite (Note) RMB'000	Repayable on demand RMB'000	Less than three months RMB'000	Between three months and one year RMB'000	Between one year and five years RMB'000	More than five years RMB'000		
Assets								
Cash and deposits with the central bank	16,393,969	9,902,886	-	-	-	-	26,296,855	
Deposits with banks	-	2,693,684	216,578	-	-	-	2,910,262	
Placements with banks and other financial institutions	-	-	12,183,758	-	-	-	12,183,758	
Financial assets held under resale agreements	-	-	2,604,371	-	-	-	2,604,371	
Financial assets at fair value through profit or loss	26,538,090	108,718	1,199,236	3,816,217	1,840,960	404,775	33,907,996	
Loans and advances to customers	1,136,503	6,136,915	49,899,082	41,439,922	57,074,295	68,275,911	223,962,628	
Financial assets at fair value through other comprehensive income	-	-	11,713,970	11,902,244	2,246,371	3,637,922	29,500,507	
Financial assets at amortised cost	1,909,979	472,570	9,147,743	8,342,282	18,888,442	43,604,007	82,365,023	
Others	14,053,028	106,130	-	730,000	7,275,381	-	22,164,539	
	60,031,569	19,420,903	86,964,738	66,230,665	87,325,449	115,922,615	435,895,939	
Liabilities								
Borrowings from the central bank	-	-	3,045,629	5,680,926	-	-	8,726,555	
Deposits from banks and other financial institutions	-	1,000,043	1,242,368	8,039,780	-	-	10,282,191	
Placements from banks	-	-	-	1,989,827	23,008	-	2,012,835	
Financial assets sold under repurchase agreements	-	-	7,800,620	-	-	-	7,800,620	
Deposits from customers	-	105,836,253	48,699,494	86,627,804	95,038,437	1,271,715	337,473,703	
Debt securities issued	-	-	6,544,930	27,147,928	-	-	33,692,858	
Others	58,976	878,452	310,395	131,209	138,656	14,150	1,531,838	
	58,976	107,714,748	67,643,436	129,617,474	95,200,101	1,285,865	401,520,600	
Long/(short) position	59,972,593	(88,293,845)	19,321,302	(63,386,809)	(7,874,652)	114,636,750	34,375,339	

Notes to the Consolidated Financial Statements

For the year ended December 31, 2025

48. FINANCIAL RISK MANAGEMENT (Continued)

(c) Liquidity Risk (Continued)

The following tables provide an analysis of assets and liabilities of the Group into relevant maturity groupings based on the remaining periods to repayment at December 31, 2025 and 2024: (Continued)

	At December 31, 2024							Total RMB'000
	Indefinite (Note) RMB'000	Repayable on demand RMB'000	Less than three months RMB'000	Between three months and one year RMB'000	Between one year and five years RMB'000	More than five years RMB'000		
Assets								
Cash and deposits with the central bank	15,885,220	7,286,397	-	-	-	-	-	23,171,617
Deposits with banks	-	919,019	109,701	-	-	-	-	1,028,720
Placements with banks and other financial institutions	-	-	5,001,750	-	-	-	-	5,001,750
Financial assets held under resale agreements	-	-	8,989,174	-	-	-	-	8,989,174
Financial assets at fair value through profit or loss	19,614,330	583,265	-	877,644	1,890,828	5,568,746	-	28,534,813
Loans and advances to customers	2,322,161	6,591,874	45,403,404	41,743,850	66,079,947	63,454,374	-	225,595,610
Financial assets at fair value through other comprehensive income	-	-	2,375,804	839,829	2,858,506	1,434,385	-	7,508,524
Financial assets at amortised cost	588,213	8,984,881	14,693,619	24,349,852	26,544,261	26,247,154	-	101,407,980
Others	12,839,698	79,965	-	-	549,719	-	-	13,469,382
	51,249,622	24,445,401	76,573,452	67,811,175	97,923,261	96,704,659	-	414,707,570
Liabilities								
Borrowings from the central bank	-	-	3,044,880	5,359,957	-	-	-	8,404,837
Deposits from banks and other financial institutions	-	791,931	4,486,585	10,430,109	-	-	-	15,708,625
Placements from banks	-	-	-	975,230	-	-	-	975,230
Financial assets sold under repurchase agreements	-	-	4,946,773	-	-	-	-	4,946,773
Deposits from customers	-	105,298,361	38,873,630	59,228,276	117,979,010	-	-	321,379,277
Debt securities issued	-	-	6,566,657	20,825,970	-	-	-	27,392,627
Others	55,615	1,293,149	401,087	122,988	170,931	18,515	-	2,062,285
	55,615	107,383,441	58,319,612	96,942,530	118,149,941	18,515	-	380,869,654
Long/(short) position	51,194,007	(82,938,040)	18,253,840	(29,131,355)	(20,226,680)	96,686,144	-	33,837,916

Notes to the Consolidated Financial Statements

For the year ended December 31, 2025

48. FINANCIAL RISK MANAGEMENT (Continued)

(c) Liquidity Risk (Continued)

The following tables provide an analysis of assets and liabilities of the Group into relevant maturity groupings based on the remaining periods to repayment at December 31, 2025 and 2024: (Continued)

Note: Indefinite amount of cash and deposits with the central bank represents the statutory deposit reserves, fiscal deposits and accrued interest with the central bank. Indefinite amount of loans and advances to customers includes all the impaired loans, as well as those overdue more than one month. Loans and advances to customers with no impairment but overdue within one month are classified into the category of repayable on demand. Indefinite amount of financial assets at amortised cost represents impaired investments or those overdue more than one month. Indefinite amount of financial assets at fair value through profit or loss represents net-asset-value wealth management products without fixed maturity date.

The following tables provide an analysis of the contractual undiscounted cash flow of the non-derivative financial liabilities and off-balance sheet credit commitments at December 31, 2025 and 2024:

	At December 31, 2025						
	Carrying amount	Contractual undiscounted cash flow	Repayable on demand	Less than three months	Between three months and one year	Between one year and five years	More than five years and indefinite
	RMB'000	RMB'000	RMB'000	RMB'000	RMB'000	RMB'000	RMB'000
Non-derivative financial liabilities							
Borrowings from the central bank	8,726,555	8,781,111	-	3,053,959	5,727,152	-	-
Deposits from banks and other financial institutions	10,282,191	10,362,967	1,000,043	1,243,461	8,119,463	-	-
Placements from banks	2,012,835	2,044,022	-	-	2,018,481	25,541	-
Financial assets sold under repurchase agreements	7,800,620	7,802,064	-	7,802,064	-	-	-
Deposits from customers	337,473,703	338,160,010	105,836,254	48,714,730	86,753,070	95,370,091	1,485,865
Debts securities issued	33,692,858	33,980,000	-	6,560,000	27,420,000	-	-
Other liabilities	1,479,630	1,479,630	902,206	306,619	112,358	143,711	14,736
	401,468,392	402,609,804	107,738,503	67,680,833	130,150,524	95,539,343	1,500,601
Off-balance sheet credit commitments	24,363,089	24,363,089	10,497,847	4,193,768	8,975,372	441,445	254,657

Notes to the Consolidated Financial Statements

For the year ended December 31, 2025

48. FINANCIAL RISK MANAGEMENT (Continued)

(c) Liquidity Risk (Continued)

The following tables provide an analysis of the contractual undiscounted cash flow of the non-derivative financial liabilities and off-balance sheet credit commitments at December 31, 2025 and 2024: (Continued)

	Carrying amount RMB'000	Contractual undiscounted cash flow RMB'000	At December 31, 2024				
			Repayable on demand RMB'000	Less than three months RMB'000	Between three months and one year RMB'000	Between one year and five years RMB'000	More than five years and indefinite RMB'000
Non-derivative financial liabilities							
Borrowings from the central bank	8,404,837	8,463,768	-	3,051,006	5,412,762	-	-
Deposits from banks and other financial institutions	15,708,625	15,824,861	791,931	4,500,627	10,532,303	-	-
Placements from banks	975,230	995,106	-	-	995,106	-	-
Financial assets sold under repurchase agreements	4,946,773	4,948,501	-	4,948,501	-	-	-
Deposits from customers	321,379,277	321,724,317	105,298,361	38,907,780	59,387,905	118,130,271	-
Debts securities issued	27,392,627	27,590,000	-	6,590,000	21,000,000	-	-
Other liabilities	1,963,453	2,006,939	1,299,982	399,873	105,513	181,646	19,925
	380,770,822	381,553,492	107,390,274	58,397,787	97,433,589	118,311,917	19,925
Off-balance sheet credit commitments	22,073,709	22,073,709	10,111,973	2,722,677	8,799,277	438,864	918

This analysis of the non-derivative financial liabilities by contractual undiscounted cash flow might diverge from actual results.

Notes to the Consolidated Financial Statements

For the year ended December 31, 2025

48. FINANCIAL RISK MANAGEMENT (Continued)

(d) Operational risk

Operational risk refers to the risk of losses associated with internal processes deficiencies, personnel mistakes and information system failures, or impact from other external events.

The Group establishes a framework of policies and procedures to identify, assess, control, manage and report operational risk. The framework covers all business functions ranging from corporate banking, retail banking, settlement, intermediary business and all supporting functions, including human resource management, financial management, legal affairs, anti-money laundering and administration management. The key elements of the framework are listed as below:

- A multi-level operational risk management framework with segregation of duties between front and back offices under the leadership of senior management;
- A series of operational risk management policies covering all businesses on the basis of core operational risk management policy;
- An emergency plan and a business continuity system designed to deal with emergent and adverse circumstances, including public relation issues, natural disasters, IT system errors, bank runs, robberies, etc.;
- An evaluation system on the operational risk management as well as an inquiry and disciplinary system on the non-compliance issues; and
- An independent risk assessment framework based on the internal audit and the compliance review.

49. FAIR VALUE OF FINANCIAL INSTRUMENTS

(a) Methods and assumptions for measurement of fair value

The Group adopts the following methods and assumptions when evaluating fair values:

(i) Debt securities investments

Fair values of debt securities investments are determined with reference to the available market values. If quoted market prices are not available, then fair values are estimated on the basis of policy models or discounted cash flows.

(ii) Unlisted equity investments

Fair value of unlisted equity investment is determined with reference to the present value of the discounted cash flows model to be derived from the ownership of the investee, based on an appropriate discount rate. Fair value of another unlisted equity investment is determined with reference to the net asset value of the unlisted company with adjustments for discount of marketability in current environment.

Notes to the Consolidated Financial Statements

For the year ended December 31, 2025

49. FAIR VALUE OF FINANCIAL INSTRUMENTS (Continued)

(a) Methods and assumptions for measurement of fair value (Continued)

(iii) Receivables and other non-derivative financial assets

Fair values are estimated as the present value of the future cash flows, discounted at the market interest rates at December 31, 2025 and December 31, 2024.

(iv) Debt securities issued and other non-derivative financial liabilities

Fair values of debt securities issued are based on the present value of estimated future cash flows at December 31, 2025 and December 31, 2024. The fair values of other non-derivative financial liabilities are valued at the present value of estimated future cash flows. The discount rates are based on the market interest rates at December 31, 2025 and December 31, 2024.

(b) Fair value measurement

(i) Financial assets

The Group's financial assets mainly consist of cash and deposits with the central bank, deposits with banks, placements with banks and other financial institutions, financial assets held under resale agreements, loans and advances to customers, financial assets at amortised cost, financial assets at FVTPL and, financial assets at FVTOCI.

Deposits with the central bank, deposits with banks, placements with banks and other financial institutions and financial assets held under resale agreement are mostly priced at market interest rates and due within one year. Accordingly, the carrying amounts approximate the fair values.

Loans and advances to customers are mostly priced at floating rates close to the PBOC rates. Accordingly, the carrying amounts approximate the fair values.

The carrying amount and fair value of financial assets at amortised cost is disclosed in Note 21.

The fair value of financial assets at FVTPL and FVTOCI are disclosed in Note 23 and Note 24 respectively.

Notes to the Consolidated Financial Statements

For the year ended December 31, 2025

49. FAIR VALUE OF FINANCIAL INSTRUMENTS (Continued)

(b) Fair value measurement (Continued)

(ii) Financial liabilities

The Group's financial liabilities mainly include borrowings from the central banks, deposits from banks and other financial institutions, placements from banks, financial assets sold under repurchase agreements, deposits from customers, accrued staff costs and debts securities issued.

The financial liabilities recorded at amortised cost are disclosed in Note 32, Note 33, Note 34, Note 35, Note 36, Note 37 and Note 38 respectively. Accordingly, the carrying amounts approximate the fair values.

(c) Fair value hierarchy

The following table presents the carrying value of financial instruments measured at fair value in the consolidated statement of financial position across the three levels of the fair value hierarchy. The level in the fair value hierarchy within which the fair value measurement is categorised is determined on the basis of the lowest level input that is significant to the fair value measurement in its entirety. These three types of inputs have created the following fair value hierarchy:

- Level 1 – Fair value measurements are those derived from quoted (unadjusted) market prices in active markets for identical assets or liabilities.
- Level 2 – Fair value measurements are those derived from inputs other than quoted prices included within Level 1 that are observable for the asset or liability, wither directly (i.e. as prices) or indirectly (i.e. derived from prices).
- Level 3 – Fair value measurements are those derived from valuation techniques that include inputs for the asset or liability that are not based on observable market data (unobservable inputs).

If there is a reliable market quote for financial instruments, the fair value of financial instruments is based on quoted market prices. If a reliable quoted market price is not available, the fair value of the financial instruments is estimated using valuation techniques. Valuation techniques applied include reference to the fair value of another instrument that is substantially the same, discounted cash flow analysis and option pricing models. The inputs used in valuation techniques include risk-free and benchmark interest rates, credit spreads and foreign exchange rates. Where discounted cash flow analysis is used, estimated cash flows are based on management's best estimates and the discount rate used is reference to another instrument that is substantially the same.

Notes to the Consolidated Financial Statements

For the year ended December 31, 2025

49. FAIR VALUE OF FINANCIAL INSTRUMENTS (Continued)

(c) Fair value hierarchy (Continued)

	At December 31, 2025			
	Level 1 RMB'000	Level 2 RMB'000	Level 3 RMB'000	Total RMB'000
Assets				
Financial assets at FVTPL				
– debt securities held for trading	–	5,420,228	–	5,420,228
– trust plans	–	4,094,957	–	4,094,957
– asset management plans	–	2,412,375	–	2,412,375
– investment funds	–	21,980,436	–	21,980,436
Financial assets at FVTOCI				
– Debt instruments at FVTOCI	–	28,620,963	–	28,620,963
– Listed equity investments measured at FVOCI	76,596	–	–	76,596
– Unlisted equity investments measured at FVTOCI	–	–	802,948	802,948
	76,596	62,528,959	802,948	63,408,503

	At December 31, 2024			
	Level 1 RMB'000	Level 2 RMB'000	Level 3 RMB'000	Total RMB'000
Assets				
Financial assets at FVTPL				
– debt securities held for trading	–	511,241	–	511,241
– trust plans	–	4,108,693	–	4,108,693
– asset management plans	–	2,976,279	–	2,976,279
– investment funds	–	20,938,600	–	20,938,600
Financial assets at FVTOCI				
– Debt instruments at FVTOCI	–	6,638,615	–	6,638,615
– Listed equity investments measured at FVOCI	62,841	–	–	62,841
– Unlisted equity investments measured at FVTOCI	–	–	807,068	807,068
	62,841	35,173,428	807,068	36,043,337

During the year ended December 31, 2025, there were no significant transfers among each level (2024: nil).

- (i) The Group uses valuation techniques to determine the fair value of financial instruments when open quotation in active markets is not available. The main parameters used in valuation techniques for financial instruments held by the Bank include bond prices, interest rates, foreign exchange rates, equity and stocks prices, volatilities, correlations, early repayment rates, counterparty credit spreads and others, which are basically observable and obtainable from open market.

Notes to the Consolidated Financial Statements

For the year ended December 31, 2025

49. FAIR VALUE OF FINANCIAL INSTRUMENTS (Continued)

(c) Fair value hierarchy (Continued)

- (ii) The valuation techniques and input used in the fair value measurements of financial instruments as set out below:

Financial assets	Fair value as at,		Fair value hierarchy	Valuation technique(s) and key input(s)	Significant unobservable input(s)	Range	Relationship of key inputs and significant unobservable inputs to fair value
	December 31, 2025 RMB'000	December 31, 2024 RMB'000					
Financial assets at FVTPL							
Debt securities – listed	5,420,228	511,241	Level 2	Based on valuation results provided by China Central Depository & Clearing Co., determined by using discounted cash flow model	N/A	N/A	N/A
Trust plans	4,094,957	4,108,693	Level 2	Based on the net asset values of the investments, determined with reference to observable (quoted) prices of underlying investment portfolio and adjustments of related expenses	N/A	N/A	N/A
Asset management plans	2,412,375	2,976,279	Level 2	Based on the net asset values of the investments, determined with reference to observable (quoted) prices of underlying investment portfolio and adjustments of related expenses	N/A	N/A	N/A
Investment funds	21,980,436	20,938,600	Level 2	Based on the net asset values of the investments, determined with reference to observable (quoted) prices of underlying investment portfolio and adjustments of related expenses	N/A	N/A	N/A

Notes to the Consolidated Financial Statements

For the year ended December 31, 2025

49. FAIR VALUE OF FINANCIAL INSTRUMENTS (Continued)

(c) Fair value hierarchy (Continued)

- (ii) The valuation techniques and input used in the fair value measurements of financial instruments as set out below: (Continued)

Financial assets	Fair value as at,		Fair value hierarchy	Valuation technique(s) and key input(s)	Significant unobservable input(s)	Relationship of key inputs and significant unobservable inputs to fair value
	December 31, 2025	December 31, 2024				
	RMB'000	RMB'000				
Financial assets at FVTOCI						
Debt securities – listed	28,620,963	6,638,615	Level 2	Based on valuation results provided by China Central Depository & Clearing Co., determined by using discounted cash flow model	N/A	N/A
Listed equity investments measured at FVTOCI	76,596	62,841	Level 1	Based on the quoted market price from an observable market	N/A	N/A
Unlisted equity investments measured at FVTOCI	303,839	307,959	Level 3	Income approach – By reference to the present value of the discounted cash flows model to be derived from the ownership of the investee, based on an appropriate discount rate	The Weighted average cost of capital (“WACC”) 5.05% (2024: 5.05%).	The higher the weighted average cost of capital, the lower the fair value (Note (i))
Unlisted equity investments measured at FVTOCI	499,109	499,109	Level 3	Asset-based approach – The fair value of the target company was determined by the asset-based approach using the adjusted net asset value with adjustments for discount of marketability in current environment.	The discount of marketability of 20% (2024: 20%)	The higher the discount of marketability, the lower the fair value (Note (ii))

Notes:

- (i) A 5% increase in weighted average cost of capital used in isolation would result in a decrease in fair value measurement of unlisted equity investments at FVTOCI by approximately RMB11,189,000 and vice versa (2024: RMB15,309,000 and vice versa).
- (ii) A 5% increase in discount of marketability used in isolation would result in a decrease in fair value measurement of unlisted equity investment at FVTOCI by approximately RMB43,890,000 and vice versa (2024: RMB43,890,000 and vice versa).

Notes to the Consolidated Financial Statements

For the year ended December 31, 2025

49. FAIR VALUE OF FINANCIAL INSTRUMENTS (Continued)

(c) Fair value hierarchy (Continued)

Reconciliation of Level 3 fair value measurements of financial assets:

	Unlisted equity investments designated at financial assets at FVTOCI RMB'000
At January 1, 2024	803,407
Addition	5,894
Change in fair value recognised in investment revaluation reserve	(2,233)
At December 31, 2024 and January 1, 2025	807,068
Addition	-
Change in fair value recognised in investment revaluation reserve	(4,120)
At December 31, 2025	802,948

The above fair value losses of approximately RMB4,120,000 (2024: fair value losses of approximately RMB2,233,000) respectively are included in investment revaluation reserve for the year ended December 31, 2025.

50. ENTRUSTED LENDING BUSINESS

The Group provides entrusted lending business services to customers. All entrusted loans are funded by entrusted funds from these customers. The Group does not take any credit risk in relation to these transactions. The Group acts as an agent to hold and manage these assets and liabilities at the direction of the entrustor and receives fee income for the services provided. The entrusted assets are not the assets of the Group and are not recognised in the consolidated statement of financial position. Surplus funding is accounted for as deposits from customers.

	2025 RMB'000	2024 RMB'000
Entrusted loans	17,523,864	18,684,039
Entrusted funds	17,523,864	18,684,039

Notes to the Consolidated Financial Statements

For the year ended December 31, 2025

51. COMMITMENTS

(a) Credit commitments

The Group's credit commitments take the form of bank acceptances, letters of credit and guarantees and unused credit card commitment.

The Group provides letters of guarantees and letters of credit to guarantee the performance of customers to third parties. Acceptances comprise of undertakings by the Group to pay bills of exchange drawn on customers. The Group expects most acceptances to be settled simultaneously with the reimbursement from the customers. The amounts disclosed in respect of unused credit card commitments are under the assumption that the amounts will be fully advanced.

	2025 RMB'000	2024 RMB'000
Bank acceptances	6,568,215	6,583,457
Letters of guarantees	1,123,690	1,276,460
Unused credit card commitment	10,496,009	10,109,934
Letters of credit	6,175,175	4,103,858
	24,363,089	22,073,709

The Group may be exposed to credit risk in all the above credit businesses. Group management periodically assesses credit risk and makes provision for any probable losses. As the facilities may expire without being drawn upon, the total of the contractual amounts shown above is not representative of expected future cash outflows.

(b) Capital commitments

At December 31, 2025 and 2024, the Group's authorised capital commitments are as follows:

The Group

	2025 RMB'000	2024 RMB'000
Purchase of property and equipment – Contracted for but not provided	44,110	46,977

52. CONTINGENT LIABILITIES

The Bank and its subsidiary are involved as defendants in certain lawsuits arising from their normal business operations. As at December 31, 2025, in light of court decisions or advice from legal counsels, the directors of the Bank considered the final result of the lawsuits will not have any material impact on the financial position or operations of the Group.

Notes to the Consolidated Financial Statements

For the year ended December 31, 2025

53. TRANSFER OF NON-PERFORMING FINANCIAL ASSETS

The Group enters into transactions in the normal course of business that transfer non-performing assets to third parties.

Financial assets related to the aforementioned transfer amounted to approximately RMB143 million in 2025 (2024: RMB373 million) are included in other assets (see Note 30). The associated liability of approximately RMB143 million in 2025 (2024: RMB325 million) are included in other liabilities (see Note 39).

54. RECONCILIATION OF LIABILITIES ARISING FROM FINANCING ACTIVITIES

The table below details changes in the Group's liabilities from financing activities, including both cash and non-cash changes. Liabilities arising from financing activities are those for which cash flows were, or future cash flow will be, classified in the Group's consolidated statement of cash flows from financing activities.

	January 1, 2025 RMB'000	Financing cash flows RMB'000	Non-cash changes New lease arrangement entered (Note 56(i)) RMB'000	Finance cost incurred RMB'000	December 31, 2025 RMB'000
Liabilities					
Debts securities issued (Note 38)	27,392,627	5,677,968	-	622,263	33,692,858
Lease liabilities (Note 28)	285,341	(139,216)	102,967	8,198	257,290
Dividend payable (Note 39)	23,548	(15)	-	-	23,533
	27,701,516	5,538,737	102,967	630,461	33,973,681

	January 1, 2024 RMB'000	Financing cash flows RMB'000	Non-cash changes New lease arrangement entered (Note 56(i)) RMB'000	Finance cost incurred RMB'000	December 31, 2024 RMB'000
Liabilities					
Debts securities issued (Note 38)	22,172,412	4,551,108	-	669,107	27,392,627
Lease liabilities (Note 28)	186,464	(131,092)	218,821	11,148	285,341
Dividend payable (Note 39)	23,601	(53)	-	-	23,548
	22,382,477	4,419,963	218,821	680,255	27,701,516

Notes to the Consolidated Financial Statements

For the year ended December 31, 2025

55. STATEMENTS OF FINANCIAL POSITION OF THE BANK

	Note	2025 RMB'000	2024 RMB'000
Assets			
Cash and deposits with the central bank		26,033,159	22,972,310
Deposits with banks		2,456,144	1,006,188
Placements with banks and other financial institutions		12,183,758	5,001,750
Financial assets held under resale agreements		2,604,371	8,989,174
Financial assets at amortised cost		82,365,023	101,407,980
Loans and advances to customers		222,581,437	224,373,913
Financial assets at fair value through profit or loss		33,907,996	28,534,813
Financial assets at fair value through other comprehensive income		29,500,507	7,508,524
Interest in an associate		9,939	10,341
Investment in a subsidiary	26	29,250	29,250
Property and equipment		2,649,935	2,807,777
Right-of-use assets		302,773	330,227
Deferred tax assets		2,483,824	2,313,084
Other assets		16,675,264	7,963,210
Total assets		433,783,380	413,248,541

Notes to the Consolidated Financial Statements

For the year ended December 31, 2025

55. STATEMENTS OF FINANCIAL POSITION OF THE BANK (Continued)

	Note	2025 RMB'000	2024 RMB'000
Liabilities and equity			
Liabilities			
Borrowings from the central bank		8,673,555	8,325,047
Deposits from banks and other financial institutions		10,318,025	16,209,437
Placements from banks		2,012,835	975,230
Financial assets sold under repurchase agreements		7,800,620	4,946,773
Deposits from customers		335,484,892	319,599,219
Accrued staff costs		280,737	267,013
Taxes payable		–	104,037
Debts securities issued		33,692,858	27,392,627
Deferred tax liabilities		20,467	38,783
Lease liabilities		256,974	285,342
Other liabilities		965,911	1,358,522
Total liabilities		399,506,874	379,502,030
Equity			
Share capital		15,069,791	15,069,791
Capital reserve	(i)	5,958,393	5,958,105
Defined benefit plan reserve	(i)	(4,300)	(5,290)
Investment revaluation reserve	(i)	53,859	108,580
Surplus reserve	(i)	2,082,449	1,966,278
General reserve	(i)	5,900,393	5,741,499
Retained earnings	(i)	5,215,921	4,907,548
Total equity		34,276,506	33,746,511
Total liabilities and equity		433,783,380	413,248,541

Notes to the Consolidated Financial Statements

For the year ended December 31, 2025

55. STATEMENTS OF FINANCIAL POSITION OF THE BANK (Continued)

(i) Reserve of the Bank

	Capital reserve (Note) RMB'000	Defined benefit plan reserve RMB'000	Investment revaluation reserve RMB'000	Surplus reserve RMB'000	General reserve RMB'000	Retained earnings RMB'000	Total RMB'000
At January 1, 2025	5,958,105	(5,290)	108,580	1,966,278	5,741,499	4,907,548	18,676,720
Profit for the year	-	-	-	-	-	583,438	583,438
Other comprehensive income/ (expense) for the year	-	990	(54,721)	-	-	-	(53,731)
Total comprehensive income/(expense) for the year	-	990	(54,721)	-	-	583,438	529,707
Shareholders' injection (Note 41)	288	-	-	-	-	-	288
Appropriation of profits							
- Appropriation to surplus reserve	-	-	-	116,171	-	(116,171)	-
- Appropriation to general reserve	-	-	-	-	158,894	(158,894)	-
At December 31, 2025	5,958,393	(4,300)	53,859	2,082,449	5,900,393	5,215,921	19,206,715

Note:

The amount represented share premium and shareholders' injection included in Note 41.

Notes to the Consolidated Financial Statements

For the year ended December 31, 2025

55. STATEMENTS OF FINANCIAL POSITION OF THE BANK (Continued)

(i) Reserve of the Bank (Continued)

	Capital reserve (Note) RMB'000	Defined benefit plan reserve RMB'000	Investment revaluation reserve RMB'000	Surplus reserve RMB'000	General reserve RMB'000	Retained earnings RMB'000	Total RMB'000
At January 1, 2024	5,956,148	(3,437)	35,606	1,908,450	5,339,985	4,788,617	18,025,369
Profit for the year	-	-	-	-	-	578,273	578,273
Other comprehensive (expense)/ income for the year	-	(1,853)	72,974	-	-	-	71,121
Total comprehensive (expense)/ income for the year	-	(1,853)	72,974	-	-	578,273	649,394
Shareholders' injection (Note 41)	1,957	-	-	-	-	-	1,957
Appropriation of profits							
- Appropriation to surplus reserve	-	-	-	57,828	-	(57,828)	-
- Appropriation to general reserve	-	-	-	-	401,514	(401,514)	-
At December 31, 2024	5,958,105	(5,290)	108,580	1,966,278	5,741,499	4,907,548	18,676,720

56. MAJOR NON-CASH TRANSACTIONS

- (i) During the year ended December 31, 2025, the Group entered into new arrangements in respect of office premises. Right-of-use assets and lease liabilities of approximately RMB102,967,000 were recognised respectively at the commencement of the leases.
- (ii) During the year ended December 31, 2024, the Group entered into new arrangements in respect of office premises. Right-of-use assets and lease liabilities of approximately RMB218,821,000 were recognised respectively at the commencement of the leases.

Unaudited Supplementary Financial Information

(Amounts in thousands of Renminbi, unless otherwise stated)

The information set out below does not form part of the consolidated financial statements, and is included herein for information purpose only.

1. LIQUIDITY COVERAGE RATIO AND LEVERAGE RATIO (%)

	At December 31, 2025	Average for the year ended December 31, 2025
Liquidity coverage ratio (RMB and foreign currency)	234.01	217.64

	At December 31, 2024	Average for the year ended December 31, 2024
Liquidity coverage ratio (RMB and foreign currency)	190.88	177.27

Leverage Ratio

	At December 31, 2025
Leverage ratio (RMB and foreign currency)	7.97

Pursuant to the Leverage Ratio Management of Commercial Banks issued by the China Banking former CBIRC and was effective since April 1, 2015, a minimum leverage ratio of 4% is required.

The above liquidity coverage ratio and leverage ratio are calculated in accordance with the formula promulgated by the CBIRC and based on the financial information prepared in accordance with the People's Republic of China Generally Accepted Accounting Principles ("PRC GAAP"), with the specific computational formulas as follows:

Liquidity coverage ratio = high-quality liquid assets/net capital outflow in the next 30 days × 100%

Leverage ratio = (core tier 1 capital – corresponding capital deductions)/on and off-balance sheet assets after adjustment × 100%

Unaudited Supplementary Financial Information

(Amounts in thousands of Renminbi, unless otherwise stated)

2. CURRENCY CONCENTRATIONS

	At December 31, 2025		
	USD (RMB equivalent)	Others (RMB equivalent)	Total (RMB equivalent)
Spot assets	245,733.1	60,510.7	306,243.8
Spot liabilities	(5,813.3)	(80,311.0)	(86,124.3)
Net position	239,919.8	(19,800.3)	220,119.5

	At December 31, 2024		
	USD (RMB equivalent)	Others (RMB equivalent)	Total (RMB equivalent)
Spot assets	1,854,212.7	271,547.7	2,125,760.4
Spot liabilities	(4,481.6)	(77,594.5)	(82,076.1)
Net position	1,849,731.1	193,953.2	2,043,684.3

The above information is computed in accordance with the provisions of the CBIRC. The Group has no structural position as at December 31, 2024 and December 31, 2025.

3. INTERNATIONAL CLAIMS

The Group is principally engaged in business operations within People's Republic of China ("PRC"), and regards all claims on third parties outside PRC as international claims. International claims include loans and advances to customers, deposit with the central bank, amounts due from banks and other financial institutions.

A country or geographical area is reported where it constitutes 10% or more of the aggregate amount of international claims, after taking into account any risk transfers. Risk transfers are only made if the claims are guaranteed by a party in a country which is different from that of the counterparty or if the claims are on an overseas branch of a bank whose Head Office is located in another country.

	At December 31, 2025	At December 31, 2024
Deposit with banks		
Asia Pacific, excluding Chinese mainland	0	10,872.2
Europe	-	-
Total	0	10,872.2

Unaudited Supplementary Financial Information

(Amounts in thousands of Renminbi, unless otherwise stated)

4. LOANS AND ADVANCES OVERDUE FOR MORE THAN 90 DAYS BY GEOGRAPHICAL SEGMENTS

	At December 31, 2025	At December 31, 2024
Gansu Region	2,838,927	3,416,705
Chinese mainland, excluding Gansu Region	73,578	77,782
Total	2,912,505	3,494,487

5. GROSS AMOUNT OF LOANS AND ADVANCES OVERDUE FOR MORE THAN 90 DAYS

	At December 31, 2025	At December 31, 2024
Gross loans and advances which have been overdue with respect to either principal or interest for periods of		
– Overdue between three months to six months (inclusive)	294,898	694,286
– Overdue between six months to one year (inclusive)	502,857	1,104,193
– Overdue between one year to three years (inclusive)	1,329,671	898,037
– Overdue more than three years	785,079	797,971
Total	2,912,505	3,494,487
As a percentage of total loans and advances to customers		
– Overdue between three months to six months (inclusive)	0.13%	0.31%
– Overdue between six months to one year (inclusive)	0.22%	0.49%
– Overdue between one year to three years (inclusive)	0.59%	0.40%
– Overdue more than three years	0.35%	0.35%
Total	1.30%	1.55%

Loans and advances with a specific repayment date are classified as overdue when the principal or interest is overdue.

6. CHINESE MAINLAND NON-BANK EXPOSURE

The Bank is a commercial bank incorporated in Chinese mainland with its banking business conducted in Chinese mainland. At December 31, 2025 and December 31, 2024, most of the Bank's exposures arose from businesses with Chinese mainland entities or individuals.